



HISTORIC RACE MEETING

Donington Circuit

2nd April 2006



Results Provided by MST Sports Timing Ltd
www.msttiming.com

HSCC - Donington - 2 April 2006 - Historic Formula Ford

QUALIFYING - Race 1

POS	NO	CL	NAME	NAT	ENTRY	TIME	LAPS	GAP	MPH
1	87		Nelson ROWE		Crossle 20 F	1:20.252	11		87.80
2	1		Neil FOWLER		Lola T200	1:20.780	12	0.528	87.22
3	19		David GATHERCOLE		Jamun T2	1:20.874	12	0.622	87.12
4	69		Dave LOWE		Lotus 69	1:21.600	12	1.348	86.35
5	42		Nigel BANCROFT		Crossle 20F	1:21.808	12	1.556	86.13
6	85		C.LILLINGSTON-PRICE		Merlyn Mk11	1:22.151	12	1.899	85.77
7	57		David WILD		Lola T200	1:22.689	12	2.437	85.21
8	2		Paul SLEEMAN		Jamun T2	1:22.690	12	2.438	85.21
9	27		Dick DIXON		Lotus 61	1:23.269	12	3.017	84.62
10	86		George FOWLER		Macon MR8	1:23.286	12	3.034	84.60
11	44		John BLADON		Merlyn Mk11A	1:23.452	10	3.200	84.43
12	20		Henry SCOTT		Lola T200	1:23.694	11	3.442	84.19
13	4		John SYKES		Merlyn Mk11A	1:24.537	12	4.285	83.35
14	82		Paul DRAYSON		Merlyn Mk20	1:24.557	11	4.305	83.33
15	48		Crispin SCHLAEFLI		Macon MR8	1:24.583	11	4.331	83.30
16	21		Neil BOWMAN		Macon MR7B	1:25.044	7	4.792	82.85
17	6		Neil DAVIES		Lotus 61MX	1:25.251	11	4.999	82.65
18	10		John TIMONEY		Dulon FP1	1:25.252	11	5.000	82.65
19	73		Laurence EDSCER		Merlyn Mk20A	1:25.582	10	5.330	82.33
20	36		Andrew GARSIDE		Elden Mk8	1:25.919	11	5.667	82.01
21	78		Neil FENDER		Jamun T2	1:26.115	11	5.863	81.82
22	3		Chris ATKINSON		Merlyn Mk20	1:26.339	11	6.087	81.61
23	46		Mike BROMLEY		Merlyn Mk11A	1:26.884	11	6.632	81.10
24	58		TBD			1:27.905	4	7.653	80.15
25	71		Alan HICKS		Lotus 61	1:28.948	11	8.696	79.21
26	59		Terence TUMBER		Lola T200	1:29.981	11	9.729	78.30
27	61		John FORD		Lotus 61	1:30.140	11	9.888	78.17
28	32		Roy MACGREGOR		Hawke DL2B	1:36.079	10	15.827	73.33
29	93	N	Andrew MANSELL		Merlyn Mk 11A	1:36.862	3	16.610	72.74
30	94	N	Michael WALES		Merlyn Mk20	1:37.386	10	17.134	72.35

CAR 36 MUST FIT TRANSPONDER PLEASE

Weather/Track - Cloudy/Dry

These results are provisional until the conclusion of any judicial and technical matters.

Donington Park

Circuit Length = 1.9573 miles.

Start: 09:05 End: 09:20

Clerk of Course:	Stewards:	Timekeeper:

HSCC - Donington - 2 April 2006 - Historic Formula Ford

LAP ANALYSIS

1	Neil FOWLER	Lola T200
1 -	5:59.186	6 - 1:22.143
2 -	1:27.093	7 - 1:30.889
3 -	1:24.914	8 - 1:23.575
4 -	1:21.017	9 - 1:21.413
5 -	1:21.397	10 - 1:20.780
11 -	1:21.048	12 - 1:21.753
2	Paul SLEEMAN	Jamun T2
1 -	5:33.768	6 - 1:23.242
2 -	1:27.194	7 - 1:25.983
3 -	1:24.945	8 - 1:23.848
4 -	1:25.671	9 - 1:22.690
5 -	1:24.514	10 - 1:23.380
11 -	1:25.262	12 - 1:23.501
3	Chris ATKINSON	Merlyn Mk20
1 -	5:47.172	6 - 1:29.046
2 -	1:41.902	7 - 1:27.343
3 -	1:33.279	8 - 1:26.394
4 -	1:29.131	9 - 1:26.339
5 -	1:38.689	10 - 1:27.882
11 -	1:29.956	
4	John SYKES	Merlyn Mk11A
1 -	5:29.464	6 - 1:25.000
2 -	1:28.445	7 - 1:26.919
3 -	1:26.829	8 - 1:26.095
4 -	1:27.279	9 - 1:26.359
5 -	1:26.221	10 - 1:24.705
11 -	1:24.537	12 - 1:24.797
6	Neil DAVIES	Lotus 61MX
1 -	6:02.544	6 - 1:28.163
2 -	1:38.970	7 - 1:25.456
3 -	1:31.251	8 - 1:25.251
4 -	1:28.766	9 - 1:27.174
5 -	1:30.631	10 - 1:28.499
11 -	1:27.769	
10	John TIMONEY	Dulon FP1
1 -	6:00.790	6 - 1:27.810
2 -	1:35.106	7 - 1:26.901
3 -	1:30.989	8 - 1:26.030
4 -	1:30.887	9 - 1:26.491
5 -	1:30.886	10 - 1:25.803
11 -	1:25.252	
19	David GATHERCOLE	Jamun T2
1 -	5:54.907	6 - 1:23.716
2 -	1:32.547	7 - 1:22.563
3 -	1:26.916	8 - 1:25.669
4 -	1:22.283	9 - 1:21.744
5 -	1:21.962	10 - 1:20.874
11 -	1:21.401	12 - 1:21.676

HSCC - Donington - 2 April 2006 - Historic Formula Ford

LAP ANALYSIS

(contd.)

20	Henry SCOTT	Lola T200
1 -	6:05.101	6 - 1:39.625 11 - 1:36.594
2 -	1:36.965	7 - 1:24.512
3 -	1:37.167	8 - 1:25.400
4 -	1:30.169	9 - 1:23.782
5 -	1:24.917	10 - 1:23.694
21	Neil BOWMAN	Macon MR7B
1 -	5:41.045	6 - 1:25.679
2 -	1:37.143	7 - 1:25.044
3 -	1:40.403P	
4 -	8:32.104	
5 -	1:27.031	
27	Dick DIXON	Lotus 61
1 -	5:43.047	6 - 1:25.878 11 - 1:24.011
2 -	1:43.932	7 - 1:24.200 12 - 1:23.269
3 -	1:34.639	8 - 1:23.618
4 -	1:28.895	9 - 1:24.595
5 -	1:26.153	10 - 1:26.560
32	Roy MACGREGOR	Hawke DL2B
1 -	5:38.086	6 - 1:38.344
2 -	1:50.726	7 - 1:37.409
3 -	1:42.904	8 - 1:36.808
4 -	1:42.143	9 - 1:37.328
5 -	1:40.897	10 - 1:36.079
36	Andrew GARSIDE	Elden Mk8
1 -	5:54.632	6 - 1:32.207 11 - 1:27.453
2 -	1:41.747	7 - 1:30.384
3 -	1:33.520	8 - 1:25.919
4 -	1:29.354	9 - 1:29.637
5 -	1:31.563	10 - 1:27.390
42	Nigel BANCROFT	Crossle 20F
1 -	5:28.260	6 - 1:26.499 11 - 1:21.808
2 -	1:29.168	7 - 1:23.180 12 - 1:24.164
3 -	1:24.756	8 - 1:22.852
4 -	1:23.374	9 - 1:22.816
5 -	1:22.547	10 - 1:22.716
44	John BLADON	Merlyn Mk11A
1 -	6:00.902	6 - 1:40.908
2 -	1:31.526	7 - 1:24.849
3 -	1:26.974	8 - 1:23.615
4 -	1:27.991	9 - 1:23.452
5 -	1:24.727	10 - 1:23.957

HSCC - Donington - 2 April 2006 - Historic Formula Ford

LAP ANALYSIS

(contd.)

46	Mike BROMLEY	Merlyn Mk11A
1 - 5:32.074	6 - 1:31.201	11 - 1:28.097
2 - 1:33.804	7 - 1:29.635	
3 - 1:29.610	8 - 1:27.608	
4 - 1:29.569	9 - 1:26.884	
5 - 1:30.801	10 - 1:56.322	
48	Crispin SCHLAEFLI	Macon MR8
1 - 5:51.623	6 - 1:26.231	11 - 1:24.874
2 - 1:34.006	7 - 1:25.240	
3 - 1:32.154	8 - 1:25.114	
4 - 1:28.808	9 - 1:24.583	
5 - 1:25.923	10 - 1:45.731	
57	David WILD	Lola T200
1 - 5:41.263	6 - 1:23.232	11 - 1:22.689
2 - 1:31.463	7 - 1:24.822	12 - 1:24.489
3 - 1:28.349	8 - 1:25.226	
4 - 1:25.064	9 - 1:23.154	
5 - 1:23.749	10 - 1:23.575	
58	TBD	
1 - 5:46.488		
2 - 1:38.425		
3 - 1:31.772		
4 - 1:27.905		
59	Terence TUMBER	Lola T200
1 - 6:00.142	6 - 1:34.834	11 - 1:32.873
2 - 1:45.624	7 - 1:33.219	
3 - 1:36.901	8 - 1:33.999	
4 - 1:34.554	9 - 1:33.232	
5 - 1:35.963	10 - 1:29.981	
61	John FORD	Lotus 61
1 - 5:50.742	6 - 1:32.507	11 - 1:30.140
2 - 1:45.408	7 - 1:30.524	
3 - 1:38.071	8 - 1:30.431	
4 - 1:36.065	9 - 1:31.647	
5 - 1:34.562	10 - 1:31.522	
69	Dave LOWE	Lotus 69
1 - 5:59.733	6 - 1:26.373	11 - 1:21.600
2 - 1:37.376	7 - 1:23.241	12 - 1:22.706
3 - 1:31.031	8 - 1:22.813	
4 - 1:25.856	9 - 1:23.547	
5 - 1:32.891	10 - 1:22.024	

HSCC - Donington - 2 April 2006 - Historic Formula Ford

LAP ANALYSIS

(contd.)

71	Alan HICKS	Lotus 61
1 -	5:44.321	6 - 1:32.947
2 -	1:37.600	7 - 1:33.339
3 -	1:35.681	8 - 1:31.814
4 -	1:33.583	9 - 1:31.274
5 -	1:36.990	10 - 1:29.510
		11 - 1:28.948
73	Laurence EDSCER	Merlyn Mk20A
1 -	5:39.269	6 - 1:26.870
2 -	3:26.518	7 - 1:25.582
3 -	1:32.439	8 - 1:26.921
4 -	1:31.119	9 - 1:28.758
5 -	1:28.677	10 - 1:27.443
78	Neil FENDER	Jamun T2
1 -	5:43.523	6 - 1:28.291
2 -	1:40.730	7 - 1:27.432
3 -	1:32.887	8 - 1:26.871
4 -	1:30.147	9 - 1:26.700
5 -	1:29.063	10 - 1:26.159
		11 - 1:26.115
82	Paul DRAYSON	Merlyn Mk20
1 -	5:57.014	6 - 1:32.821
2 -	1:38.318	7 - 1:34.505
3 -	1:29.626	8 - 1:30.506
4 -	1:27.511	9 - 1:28.147
5 -	2:08.611	10 - 1:25.947
		11 - 1:24.557
85	C.LILLINGSTON-PRICE	Merlyn Mk11
1 -	5:48.285	6 - 1:25.781
2 -	1:34.301	7 - 1:23.446
3 -	1:27.815	8 - 1:23.172
4 -	1:25.079	9 - 1:23.638
5 -	1:23.529	10 - 1:22.265
		11 - 1:22.151
		12 - 1:23.264
86	George FOWLER	Macon MR8
1 -	5:45.002	6 - 1:26.995
2 -	1:33.706	7 - 1:25.004
3 -	1:27.974	8 - 1:23.776
4 -	1:26.598	9 - 1:25.445
5 -	1:24.637	10 - 1:23.571
		11 - 1:23.286
		12 - 1:23.299
87	Nelson ROWE	Crossle 20 F
1 -	5:56.973	6 - 2:33.901
2 -	1:28.675	7 - 1:20.252
3 -	1:25.924	8 - 1:20.435
4 -	1:21.100	9 - 1:20.658
5 -	1:23.830P	10 - 1:20.286
		11 - 1:21.326

HSCC - Donington - 2 April 2006 - Historic Formula Ford LAP ANALYSIS

(contd.)


93	Andrew MANSELL	Merlyn Mk 11A
1 - 6:11.339 2 - 1:54.836 3 - 1:36.862		
94	Michael WALES	Merlyn Mk20
1 - 5:33.910 6 - 1:41.876 2 - 1:43.262 7 - 1:37.386 3 - 1:44.321 8 - 1:47.320 4 - 1:51.266 9 - 1:38.472 5 - 1:43.414 10 - 1:38.029		

HSCC - Donington - 2 April 2006 - Historic Formula Ford

GRID - Race 1

ROW 15	1:36.862 93 MANSELL	1:37.386 94 WALES
ROW 14	1:30.140 61 FORD	1:36.079 32 MACGREGOR
ROW 13	1:28.948 71 HICKS	1:29.981 59 TUMBER
ROW 12	1:26.884 46 BROMLEY	1:27.905 58 TBD
ROW 11	1:26.115 78 FENDER	1:26.339 3 ATKINSON
ROW 10	1:25.582 73 EDSCER	1:25.919 36 GARSIDE
ROW 9	1:25.251 6 DAVIES	1:25.252 10 TIMONEY
ROW 8	1:24.583 48 SCHLAEFLI	1:25.044 21 BOWMAN
ROW 7	1:24.537 4 SYKES	1:24.557 82 DRAYSON
ROW 6	1:23.452 44 BLADON	1:23.694 20 SCOTT
ROW 5	1:23.269 27 DIXON	1:23.286 86 FOWLER
ROW 4	1:22.689 57 WILD	1:22.690 2 SLEEMAN
ROW 3	1:21.808 42 BANCROFT	1:22.151 85 C.LILLINGSTON-PRICE
ROW 2	1:20.874 19 GATHERCOLE	1:21.600 69 LOWE
ROW 1	1:20.252 87 ROWE	1:20.780 1 FOWLER

POLE



CAR 36 MUST FIT TRANSPONDER PLEASE

Weather/Track - Cloudy/Dry

These results are provisional until the conclusion of any judicial and technical matters.

Donington Park

Circuit Length = 1.9573 miles.

Start: 09:05 End: 09:20

Clerk of Course:

Stewards:

Timekeeper:

HSCC - Donington - 2 April 2006 - Historic Formula Ford

RACE RESULT - Race 1

POS	NO	CL	NAME	NAT	ENTRY	TIME	LAPS	GAP	MPH	BEST
1	1		Neil FOWLER		Lola T200	16:24.163	10		71.48	1:35.299
2	19		David GATHERCOLE		Jamun T2	16:24.701	10	0.538	71.44	1:35.349
3	2		Paul SLEEMAN		Jamun T2	16:31.311	10	7.148	70.96	1:36.277
4	42		Nigel BANCROFT		Crossle 20F	16:47.216	10	23.053	69.84	1:37.836
5	57		David WILD		Lola T200	16:57.934	10	33.771	69.11	1:38.918
6	69		Dave LOWE		Lotus 69	17:04.086	10	39.923	68.69	1:37.980
7	86		George FOWLER		Macon MR8	17:05.040	10	40.877	68.63	1:38.382
8	27		Dick DIXON		Lotus 61	17:12.062	10	47.899	68.16	1:37.454
9	85		C.LILLINGSTON-PRICE		Merlyn Mk11	17:19.470	10	55.307	67.68	1:40.310
10	20		Henry SCOTT		Lola T200	17:19.896	10	55.733	67.65	1:40.025
11	48		Crispin SCHLAEFLI		Macon MR8	17:23.715	10	59.552	67.40	1:41.472
12	66		Gregory THORNTON		Titan Mk4	17:36.693	10	1:12.530	66.57	1:38.654
13	44		John BLADON		Merlyn Mk11A	17:37.132	10	1:12.969	66.54	1:40.595
14	3		Chris ATKINSON		Merlyn Mk20	18:41.344	10	2:17.181	62.73	1:41.941
15	78		Neil FENDER		Jamun T2	16:25.164	9	1 LAP	64.25	1:47.118
16	46		Mike BROMLEY		Merlyn Mk11A	16:27.667	9	1 LAP	64.09	1:43.807
17	58		Terry VAN DER ZEE		Nike Mk4	16:31.632	9	1 LAP	63.83	1:41.583
18	6		Neil DAVIES		Lotus 61MX	16:32.411	9	1 LAP	63.78	1:41.180
19	4		John SYKES		Merlyn Mk11A	16:39.643	9	1 LAP	63.32	1:44.965
20	10		John TIMONEY		Dulon FP1	16:41.253	9	1 LAP	63.22	1:43.000
21	36		Andrew GARSIDE		Elden Mk8	16:42.811	9	1 LAP	63.12	1:43.143
22	73		Laurence EDSCER		Merlyn Mk20A	16:43.166	9	1 LAP	63.10	1:42.474
23	82		Paul DRAYSON		Merlyn Mk20	16:45.026	9	1 LAP	62.98	1:43.913
24	61		John FORD		Lotus 61	16:59.402	9	1 LAP	62.10	1:46.510
25	59		Terence TUMBER		Lola T200	17:30.025	9	1 LAP	60.28	1:47.863
26	94	N	Michael WALES		Merlyn Mk20	17:40.251	9	1 LAP	59.70	1:51.998

NOT CLASSIFIED

32			Roy MACGREGOR		Hawke DL2B	15:08.275	8	D.N.F.	61.94	1:47.674
87			Nelson ROWE		Crossle 20 F	11:13.956	7	D.N.F.	73.02	1:34.184
21			Neil BOWMAN		Macon MR7B	12:45.502	7	D.N.F.	64.28	1:41.650
71			Alan HICKS		Lotus 61	9:28.505	5	D.N.F.	61.77	1:48.368

FASTEST LAP

87			Nelson ROWE		Crossle 20 F	1:34.184	3	74.81mph	120.40kph	
94	N		Michael WALES		Merlyn Mk20	1:51.998	9	62.91mph	101.25kph	

Weather/Track - Rain/Wet

These results are provisional until the conclusion of any judicial and technical matters.

Donington Park
Circuit Length = 1.9573 miles.
Start: 13:36 End: 13:51

Clerk of Course:	Stewards:	Timekeeper:
------------------	-----------	-------------

HSCC - Donington - 2 April 2006 - Historic Formula Ford LAP CHART

Lap 1			Lap 2			Lap 3			Lap 4			Lap 5		
No	Behind	Laptime	No	Behind	Laptime	No	Behind	Laptime	No	Behind	Laptime	No	Behind	Laptime
87		1:38.191	87		1:35.293	87		1:34.184	87		1:35.207	87		1:35.520
1	2.968	1:41.159	2	10.140	1:39.100	1	15.932	1:38.601	1	18.807	1:38.082	94	1 LAP	1:55.734
19	4.808	1:42.999	1	11.515	1:43.840	2	16.230	1:40.274	19	19.929	1:36.097	59	1 LAP	1:54.622
2	6.333	1:44.524	42	13.876	1:40.296	19	19.039	1:39.204	2	20.143	1:39.120	19	20.616	1:36.207
42	8.873	1:47.064	19	14.019	1:44.504	42	19.500	1:39.808	42	27.750	1:43.457	1	20.759	1:37.472
85	9.986	1:48.177	85	19.608	1:44.915	57	29.277	1:43.677	57	33.916	1:39.846	2	21.753	1:37.130
69	10.703	1:48.894	57	19.784	1:44.371	86	30.455	1:44.113	86	37.627	1:42.379	42	34.097	1:41.867
57	10.706	1:48.897	86	20.526	1:44.017	69	31.397	1:44.328	69	38.420	1:42.230	57	38.192	1:39.796
86	11.802	1:49.993	69	21.253	1:45.843	44	32.065	1:43.648	48	43.780	1:44.958	86	43.492	1:41.385
44	13.027	1:51.218	44	22.601	1:44.867	48	34.029	1:43.742	27	44.007	1:44.952	69	44.396	1:41.496
48	14.039	1:52.230	48	24.471	1:45.725	27	34.262	1:43.479	85	47.798	1:44.616	27	48.237	1:39.750
27	14.663	1:52.854	27	24.967	1:45.597	85	38.389	1:52.965	20	48.745	1:42.095	48	51.932	1:43.672
4	17.382	1:55.573	20	33.169	1:50.626	20	41.857	1:42.872	44	54.989	1:58.131	85	55.094	1:42.816
78	17.364	1:55.555	78	34.287	1:52.216	78	47.221	1:47.118	78	1:00.367	1:48.353	20	55.327	1:42.102
20	17.836	1:56.027	4	37.032	1:54.943	6	52.795	1:49.005	10	1:07.510	1:47.173	44	1:03.296	1:43.827
6	22.908	2:01.099	3	37.337	1:48.388	4	54.598	1:51.750	66	1:10.306	1:48.491	78	1:14.889	1:50.042
73	23.590	2:01.781	6	37.974	1:50.359	10	55.544	1:48.224	4	1:11.167	1:51.776	66	1:16.660	1:41.874
3	24.242	2:02.433	73	38.505	1:50.208	73	55.860	1:51.539	73	1:11.479	1:50.826	73	1:19.794	1:43.835
10	25.630	2:03.821	10	41.504	1:51.167	36	56.714	1:48.531	21	1:12.107	1:46.705	21	1:22.751	1:46.164
36	27.131	2:05.322	36	42.367	1:50.529	66	57.022	1:47.135	36	1:12.703	1:51.196	4	1:26.731	1:51.084
71	28.339	2:06.530	46	43.619	1:50.325	71	57.779	1:48.368	71	1:13.418	1:50.846	58	1:27.045	1:46.837
46	28.587	2:06.778	71	43.595	1:50.549	46	58.914	1:49.479	46	1:14.022	1:50.315	3	1:27.629	1:48.020
82	29.558	2:07.749	66	44.071	1:49.158	21	1:00.609	1:46.621	82	1:15.012	1:48.425	36	1:28.306	1:51.123
66	30.206	2:08.397	82	45.387	1:51.122	82	1:01.794	1:50.591	3	1:15.129	1:44.033	71	1:30.110	1:52.212
58	30.787	2:08.978	58	46.304	1:50.810	58	1:02.507	1:50.387	58	1:15.728	1:48.428	46	1:30.562	1:52.060
32	31.404	2:09.595	21	48.172	1:49.065	32	1:05.970	1:49.210	32	1:21.790	1:51.027	10	1:31.385	1:59.395
61	32.822	2:11.013	32	50.944	1:54.833	3	1:06.303	2:03.150	61	1:23.106	1:48.472	82	1:31.976	1:52.484
21	34.400	2:12.591	61	52.637	1:55.108	61	1:09.841	1:51.388	6	1:25.047	2:07.459	32	1:36.524	1:50.254
94	36.692	2:14.883	94	1:00.379	1:58.980	94	1:22.376	1:56.181						
59	38.603	2:16.794	59	1:02.591	1:59.281	59	1:24.326	1:55.919						

HSCC - Donington - 2 April 2006 - Historic Formula Ford

LAP CHART

(contd.)

Lap 6			Lap 7			Lap 8			Lap 9			Lap 10		
No	Behind	Laptime	No	Behind	Laptime	No	Behind	Laptime	No	Behind	Laptime	No	Behind	Laptime
87		1:36.814	87		1:38.747	1		1:38.174	1		1:37.284	1		1:35.299
6	1 LAP	1:48.237	46	1 LAP	1:46.673	19	1.223	1:40.294	19	0.488	1:36.549	19	0.538	1:35.349
61	1 LAP	2:01.265	4	1 LAP	1:51.437	10	1 LAP	1:48.494	58	1 LAP	1:43.393	78	1 LAP	1:47.522
19	20.655	1:36.853	36	1 LAP	1:50.328	2	2.645	1:39.152	6	1 LAP	1:44.474	46	1 LAP	1:43.807
1	21.942	1:37.997	58	1 LAP	1:57.082	82	1 LAP	1:48.267	2	4.086	1:38.725	2	7.148	1:38.361
2	23.587	1:38.648	10	1 LAP	1:54.580	73	1 LAP	1:46.991	4	1 LAP	1:48.386	58	1 LAP	1:41.583
94	1 LAP	1:55.562	6	1 LAP	1:48.270	32	1 LAP	1:52.493	10	1 LAP	1:45.399	6	1 LAP	1:41.180
59	1 LAP	1:56.844	82	1 LAP	1:55.625	61	1 LAP	1:48.425	36	1 LAP	1:49.036	4	1 LAP	1:44.965
42	36.380	1:39.097	32	1 LAP	1:53.189	42	19.798	1:39.579	73	1 LAP	1:42.474	10	1 LAP	1:43.000
57	41.427	1:40.049	73	1 LAP	2:12.551	57	27.748	1:40.981	82	1 LAP	1:46.850	36	1 LAP	1:43.143
86	48.223	1:41.545	19	18.553	1:36.645	69	36.185	1:42.528	32	1 LAP	1:47.674	73	1 LAP	1:42.961
69	48.580	1:40.998	1	19.450	1:36.255	86	36.649	1:42.726	42	20.516	1:38.002	82	1 LAP	1:43.913
48	58.906	1:43.788	2	21.117	1:36.277	59	1 LAP	1:52.816	61	1 LAP	1:46.510	42	23.053	1:37.836
27	59.096	1:47.673	61	1 LAP	1:50.614	94	1 LAP	1:56.264	57	30.152	1:39.688	57	33.771	1:38.918
85	1:00.247	1:41.967	42	37.843	1:40.210	27	44.627	1:40.079	69	37.242	1:38.341	61	1 LAP	1:46.607
20	1:01.360	1:42.847	57	44.391	1:41.711	85	46.593	1:40.655	86	37.794	1:38.429	69	39.923	1:37.980
44	1:11.155	1:44.673	94	1 LAP	1:57.305	20	48.128	1:41.678	27	45.744	1:38.401	86	40.877	1:38.382
66	1:20.838	1:40.992	59	1 LAP	1:55.989	48	48.618	1:43.489	85	50.296	1:40.987	27	47.899	1:37.454
78	1:25.792	1:47.717	69	51.281	1:41.448	44	1:02.783	1:43.808	20	50.869	1:40.025	85	55.307	1:40.310
21	1:28.643	1:42.706	86	51.547	1:42.071	66	1:03.895	1:38.654	59	1 LAP	1:49.897	20	55.733	1:40.163
3	1:33.999	1:43.184	27	1:02.172	1:41.823	78	1:26.062	1:48.617	48	53.379	1:42.045	48	59.552	1:41.472
			48	1:02.753	1:42.594	3	1:27.734	1:42.757	94	1 LAP	1:53.344	59	1 LAP	1:47.863
			85	1:03.562	1:42.062	46	1:32.280	1:44.312	44	1:07.673	1:42.174	66	1:12.530	1:39.692
			20	1:04.074	1:41.461				66	1:08.137	1:41.526	44	1:12.969	1:40.595
			44	1:16.599	1:44.191				3	1:32.391	1:41.941	94	1 LAP	1:51.998
			66	1:22.865	1:40.774							3	2:17.181	2:20.089P
			21	1:31.546	1:41.650									
			78	1:35.069	1:48.024									
			3	1:42.601	1:47.349									
			46	1:45.592	1:43.918									
			4	1:52.336	1:49.729									
			58	1:52.700	1:44.134									
			6	1:52.801	1:42.328									
			36	1:56.676	1:53.603									

HSCC - Donington - 2 April 2006 - Historic Formula Junior QUALIFYING - Race 2

POS	NO	CL	NAME	NAT	ENTRY	TIME	LAPS	GAP	MPH
1	84	C2	Mark WOODHOUSE		Lotus 20	1:23.184	12		84.70
2	61	C2	Simon DIFFEY		Lotus 20	1:23.811	12	0.627	84.07
3	51	C2	Michael HIBBERD		Lotus 27	1:23.974	12	0.790	83.91
4	77	C2	Steve SMITH		Cooper T59	1:24.231	11	1.047	83.65
5	59	C2	Robin LONGDON		Lola Mk5A	1:24.260	12	1.076	83.62
6	79	C2	Andrew HIBBERD		Lotus 22	1:27.370	11	4.186	80.64
7	83	C2	Barry WESTMORELAND		Lotus 22	1:27.513	11	4.329	80.51
8	62	C2	Simon ARMER		Cooper T59	1:28.082	11	4.898	79.99
9	4	A2	Derek WALKER		Terrier Mk IV	1:28.462	11	5.278	79.65
10	16	A2	Tony GOODWIN		Gemini BMC Mk2 FJ	1:28.536	11	5.352	79.58
11	11	A2	John TRUSLOVE		Lola Mk2	1:29.369	9	6.185	78.84
12	73	C2	Peter ANSTISS		Lotus 20/22	1:30.277	11	7.093	78.05
13	14	A2	Crispian BESLEY		Elva 100	1:30.285	11	7.101	78.04
14	48	B	Andrew WILLIS		Lotus 18	1:30.621	11	7.437	77.75
15	97	C2	David BROWN		Brabham BT6	1:31.011	11	7.827	77.42
16	29	A2	William GRIMSHAW		Gemini MkII	1:31.545	8	8.361	76.97
17	43	B	Simon HAMILTON		Lotus 18	1:34.995	10	11.811	74.17
18	98	C2	John SYKES		Lotus 20	1:35.085	10	11.901	74.10
19	42	B	Malcolm COOK		Deep Sanderson DS104	1:35.727	9	12.543	73.60
20	88	C1	Paul DAVIS		Lotus 20	1:35.782	10	12.598	73.56
21	7	A2	Duncan RABAGLIATI		Alexis HF1	1:36.040	10	12.856	73.36
22	63	B	Geoff WILLIAMS		Lotus 20/22	1:37.062	10	13.878	72.59
23	27	A2	Stephen RUSSELL		Elva 100	1:38.025	10	14.841	71.88
24	10	B	Paul HEWES		Lotus 18	1:39.770	10	16.586	70.62
25	66	C2	Alexander MORTON		Ausper T3	1:41.901	10	18.717	69.14
26	47	B	Richard UTLEY		Caravelle Mk1	1:42.373	10	19.189	68.82
27	76	C1	Vernon WILLIAMSON		Ausper T3	1:44.208	10	21.024	67.61
28	95	C2	Rudolf ERNST		Lotus 22	1:49.338	9	26.154	64.44

Weather/Track - Cloudy/Dry

These results are provisional until the conclusion of any judicial and technical matters.

Donington Park
Circuit Length = 1.9573 miles.
Start: 09:32 End: 09:47

Clerk of Course:	Stewards:	Timekeeper:
------------------	-----------	-------------

HSCC - Donington - 2 April 2006 - Historic Formula Junior LAP ANALYSIS

4	Derek WALKER	Terrier Mk IV
1 - 8:44.993	6 - 1:28.736	11 - 1:39.766P
2 - 1:54.870	7 - 1:28.462	
3 - 1:36.221	8 - 1:28.758	
4 - 1:28.517	9 - 1:28.486	
5 - 1:28.852	10 - 1:29.407	
7	Duncan RABAGLIATI	Alexis HF1
1 - 9:02.190	6 - 1:41.283	
2 - 1:45.861	7 - 1:38.740	
3 - 1:40.346	8 - 1:38.111	
4 - 1:41.139	9 - 1:36.040	
5 - 1:39.831	10 - 1:39.391	
10	Paul HEWES	Lotus 18
1 - 8:55.157	6 - 1:39.820	
2 - 1:48.414	7 - 1:39.770	
3 - 1:42.835	8 - 1:41.591	
4 - 1:42.627	9 - 1:40.055	
5 - 1:39.858	10 - 1:44.558	
11	John TRUSLOVE	Lola Mk2
1 - 8:47.422	6 - 1:29.441	
2 - 1:48.395	7 - 1:37.255P	
3 - 1:33.817	8 - 2:17.567	
4 - 1:30.854	9 - 1:29.369	
5 - 1:30.106		
14	Crispian BESLEY	Elva 100
1 - 8:29.234	6 - 1:30.710	11 - 3:32.630P
2 - 1:34.629	7 - 1:33.373	
3 - 1:32.246	8 - 1:34.446	
4 - 1:30.285	9 - 1:31.260	
5 - 1:31.744	10 - 1:31.313	
16	Tony GOODWIN	Gemini BMC Mk2 FJ
1 - 8:27.481	6 - 1:28.820	11 - 1:34.507
2 - 1:35.619	7 - 1:31.677	
3 - 1:31.659	8 - 1:29.886	
4 - 1:28.536	9 - 1:28.908	
5 - 1:36.191	10 - 1:29.720	
27	Stephen RUSSELL	Elva 100
1 - 9:00.563	6 - 1:39.697	
2 - 1:45.248	7 - 1:38.025	
3 - 1:42.357	8 - 1:38.389	
4 - 1:44.176	9 - 1:41.425	
5 - 1:41.083	10 - 1:44.910	

HSCC - Donington - 2 April 2006 - Historic Formula Junior LAP ANALYSIS

(contd.)

29	William GRIMSHAW	Gemini MkII
1 - 8:40.217	6 - 1:31.545	
2 - 1:40.898	7 - 1:32.184	
3 - 1:34.364	8 - 1:52.628P	
4 - 1:34.050		
5 - 1:42.613		
42	Malcolm COOK	Deep Sanderson DS104
1 - 8:58.361	6 - 1:37.652	
2 - 1:44.678	7 - 1:37.006	
3 - 1:41.565	8 - 1:39.140	
4 - 1:36.745	9 - 1:51.463P	
5 - 1:35.727		
43	Simon HAMILTON	Lotus 18
1 - 8:39.160	6 - 1:37.942	
2 - 1:40.896	7 - 1:42.256	
3 - 1:34.995	8 - 1:40.371	
4 - 1:43.564	9 - 1:39.379	
5 - 1:41.252	10 - 1:56.586	
47	Richard UTLEY	Caravelle Mk1
1 - 8:51.881	6 - 1:44.232	
2 - 1:46.608	7 - 1:43.174	
3 - 1:46.891	8 - 1:43.604	
4 - 1:47.790	9 - 1:42.843	
5 - 1:42.373	10 - 1:46.261	
48	Andrew WILLIS	Lotus 18
1 - 9:00.999	6 - 1:31.905	11 - 1:38.159
2 - 1:40.842	7 - 1:30.911	
3 - 1:42.705	8 - 1:31.759	
4 - 1:33.537	9 - 1:30.621	
5 - 1:31.956	10 - 1:32.000	
51	Michael HIBBERD	Lotus 27
1 - 8:37.663	6 - 1:26.894	11 - 1:30.382
2 - 1:37.017	7 - 1:25.226	12 - 1:34.417
3 - 1:26.630	8 - 1:24.231	
4 - 1:23.974	9 - 1:24.802	
5 - 1:24.315	10 - 1:25.435	
59	Robin LONGDON	Lola Mk5A
1 - 8:33.687	6 - 1:27.078	11 - 1:29.705
2 - 1:37.126	7 - 1:27.210	12 - 1:51.340
3 - 1:31.490	8 - 1:26.511	
4 - 1:24.875	9 - 1:25.391	
5 - 1:24.811	10 - 1:24.260	

HSCC - Donington - 2 April 2006 - Historic Formula Junior LAP ANALYSIS

(contd.)

61	Simon DIFFEY	Lotus 20
1 - 8:43.207	6 - 1:23.811	11 - 1:29.708
2 - 1:36.218	7 - 1:27.174	12 - 1:34.463
3 - 1:28.021	8 - 1:26.584	
4 - 1:25.323	9 - 1:25.519	
5 - 1:24.824	10 - 1:24.820	
62	Simon ARMER	Cooper T59
1 - 8:36.636	6 - 1:28.851	11 - 1:33.566
2 - 1:50.171	7 - 1:28.082	
3 - 1:40.036	8 - 1:29.710	
4 - 1:30.166	9 - 1:32.305	
5 - 1:31.040	10 - 1:28.759	
63	Geoff WILLIAMS	Lotus 20/22
1 - 9:08.768	6 - 1:41.271	
2 - 1:51.421	7 - 1:37.678	
3 - 1:43.017	8 - 1:37.062	
4 - 1:39.867	9 - 1:38.058	
5 - 1:41.600	10 - 1:52.434P	
66	Alexander MORTON	Ausper T3
1 - 8:44.303	6 - 1:46.242	
2 - 1:50.957	7 - 1:43.477	
3 - 1:49.243	8 - 1:43.764	
4 - 1:51.937	9 - 1:41.901	
5 - 1:47.396	10 - 1:51.929	
73	Peter ANSTISS	Lotus 20/22
1 - 8:34.341	6 - 1:30.545	11 - 1:40.226
2 - 1:44.419	7 - 1:30.277	
3 - 1:34.365	8 - 1:32.292	
4 - 1:32.147	9 - 1:37.284	
5 - 1:30.896	10 - 1:33.588	
76	Vernon WILLIAMSON	Ausper T3
1 - 8:46.310	6 - 1:45.563	
2 - 1:50.948	7 - 1:45.730	
3 - 1:47.056	8 - 1:44.208	
4 - 1:46.997	9 - 1:49.396	
5 - 1:45.346	10 - 1:51.935	
77	Steve SMITH	Cooper T59
1 - 8:40.582	6 - 1:24.470	11 - 1:36.861P
2 - 1:37.386	7 - 1:26.298	
3 - 1:28.253	8 - 1:25.230	
4 - 1:25.099	9 - 1:25.148	
5 - 1:24.231	10 - 1:24.523	


HSCC - Donington - 2 April 2006 - Historic Formula Junior LAP ANALYSIS

(contd.)

79	Andrew HIBBERD	Lotus 22
1 - 8:36.838	6 - 1:27.370	11 - 1:42.787P
2 - 1:40.988	7 - 1:29.263	
3 - 1:33.108	8 - 1:34.365	
4 - 1:28.653	9 - 1:33.775	
5 - 1:28.608	10 - 1:34.570	
83	Barry WESTMORELAND	Lotus 22
1 - 8:35.829	6 - 1:28.974	11 - 1:45.956
2 - 1:39.993	7 - 1:31.580	
3 - 1:28.215	8 - 1:30.731	
4 - 1:29.671	9 - 1:30.814	
5 - 1:28.205	10 - 1:27.513	
84	Mark WOODHOUSE	Lotus 20
1 - 8:40.977	6 - 1:24.191	11 - 1:26.881
2 - 1:37.859	7 - 1:28.183	12 - 1:31.132
3 - 1:28.033	8 - 1:25.519	
4 - 1:25.143	9 - 1:25.933	
5 - 1:24.459	10 - 1:23.184	
88	Paul DAVIS	Lotus 20
1 - 8:49.462	6 - 1:42.665	
2 - 1:48.372	7 - 1:38.633	
3 - 1:59.342	8 - 1:35.782	
4 - 1:39.699	9 - 1:38.909	
5 - 1:41.870	10 - 1:40.466	
95	Rudolf ERNST	Lotus 22
1 - 9:08.199	6 - 1:51.136	
2 - 2:43.005	7 - 1:49.846	
3 - 1:49.338	8 - 1:50.606	
4 - 1:52.193	9 - 2:00.356	
5 - 1:53.020		
97	David BROWN	Brabham BT6
1 - 8:56.173	6 - 1:31.960	11 - 1:42.315
2 - 1:45.229	7 - 1:32.456	
3 - 1:40.642	8 - 1:31.011	
4 - 1:37.157	9 - 1:33.365	
5 - 1:33.255	10 - 1:41.062	
98	John SYKES	Lotus 20
1 - 8:32.346	6 - 1:35.819	
2 - 1:41.358	7 - 1:36.637	
3 - 1:39.806	8 - 1:36.379	
4 - 1:39.366	9 - 1:35.085	
5 - 1:39.190	10 - 2:17.370P	

HSCC - Donington - 2 April 2006 - Historic Formula Junior

GRID - Race 2

ROW 14	1:44.208	76	WILLIAMSON	1:49.338	95	ERNST
ROW 13	1:41.901	66	MORTON	1:42.373	47	UTLEY
ROW 12	1:38.025	27	RUSSELL	1:39.770	10	HEWES
ROW 11	1:36.040	7	RABAGLIATI	1:37.062	63	WILLIAMS
ROW 10	1:35.727	42	COOK	1:35.782	88	DAVIS
ROW 9	1:34.995	43	HAMILTON	1:35.085	98	SYKES
ROW 8	1:31.011	97	BROWN	1:31.545	29	GRIMSHAW
ROW 7	1:30.285	14	BESLEY	1:30.621	48	WILLIS
ROW 6	1:29.369	11	TRUSLOVE	1:30.277	73	ANSTISS
ROW 5	1:28.462	4	WALKER	1:28.536	16	GOODWIN
ROW 4	1:27.513	83	WESTMORELAND	1:28.082	62	ARMER
ROW 3	1:24.260	59	LONGDON	1:27.370	79	HIBBERD
ROW 2	1:23.974	51	HIBBERD	1:24.231	77	SMITH
ROW 1	1:23.184	84	WOODHOUSE	1:23.811	61	DIFFEY
POLE						
						

Weather/Track - Cloudy/Dry

These results are provisional until the conclusion of any judicial and technical matters.

Donington Park
Circuit Length = 1.9573 miles.
Start: 09:32 End: 09:47

Clerk of Course:	Stewards:	Timekeeper:
------------------	-----------	-------------

HSCC - Donington - 2 April 2006 - Historic Formula Junior

RACE RESULT - Race 2

POS	NO	CL	NAME	NAT	ENTRY	TIME	LAPS	GAP	MPH	BEST
1	51	C2	Michael HIBBERD		Lotus 27	16:31.060	9		63.87	1:43.272
2	84	C2	Mark WOODHOUSE		Lotus 20	16:31.881	9	0.821	63.82	1:44.037
3	62	C2	Simon ARMER		Cooper T59	16:39.756	9	8.696	63.32	1:44.870
4	83	C2	Barry WESTMORELAND		Lotus 22	16:42.619	9	11.559	63.14	1:44.191
5	4	A2	Derek WALKER		Terrier Mk IV	16:53.654	9	22.594	62.45	1:45.085
6	59	C2	Robin LONGDON		Lola Mk5A	17:03.868	9	32.808	61.82	1:44.533
7	14	A2	Crispian BESLEY		Elva 100	17:07.621	9	36.561	61.60	1:46.447
8	61	C2	Simon DIFFEY		Lotus 20	17:10.318	9	39.258	61.44	1:43.523
9	11	A2	John TRUSLOVE		Lola Mk2	17:13.516	9	42.456	61.25	1:44.553
10	79	C2	Andrew HIBBERD		Lotus 22	17:16.226	9	45.166	61.09	1:44.633
11	42	B	Malcolm COOK		Deep Sanderson DS104	18:11.018	9	1:39.958	58.02	1:50.980
12	29	A2	William GRIMSHAW		Gemini MkII	18:15.981	9	1:44.921	57.76	1:52.530
13	88	C1	Paul DAVIS		Lotus 20	18:36.682	9	2:05.622	56.69	1:57.825
14	27	A2	Stephen RUSSELL		Elva 100	18:38.868	9	2:07.808	56.57	1:58.882
15	97	C2	David BROWN		Brabham BT6	16:31.077	8	1 LAP	56.76	1:55.729
16	98	C2	John SYKES		Lotus 20	16:33.832	8	1 LAP	56.60	1:56.492
17	7	A2	Duncan RABAGLIATI		Alexis HF1	16:36.928	8	1 LAP	56.43	2:00.237
18	10	B	Paul HEWES		Lotus 18	17:20.584	8	1 LAP	54.06	2:00.092
19	73	C2	Peter ANSTISS		Lotus 20/22	17:31.519	8	1 LAP	53.50	2:03.553
20	47	B	Richard UTLEY		Caravelle Mk1	17:34.251	8	1 LAP	53.36	2:04.552
21	43	B	Simon HAMILTON		Lotus 18	17:49.477	8	1 LAP	52.60	2:00.707
22	76	C1	Vernon WILLIAMSON		Ausper T3	17:50.133	8	1 LAP	52.57	2:08.320
23	66	C2	Alexander MORTON		Ausper T3	17:51.623	8	1 LAP	52.49	2:08.964
24	95	C2	Rudolf ERNST		Lotus 22	18:59.960	8	1 LAP	49.35	2:13.143

NOT CLASSIFIED

16	A2	Tony GOODWIN		Gemini BMC Mk2 FJ	11:27.761	6	D.N.F.	61.30	1:46.236
63	B	Geoff WILLIAMS		Lotus 20/22	15:15.274	6	D.N.F.	46.06	2:02.674
77	C2	Steve SMITH		Cooper T59	9:34.379	5	D.N.F.	61.14	1:42.954
48	B	Andrew WILLIS		Lotus 18	7:02.831	3	D.N.F.	49.73	2:02.739

FASTEST LAP

77	C2	Steve SMITH		Cooper T59	1:42.954	2	68.44mph	110.14kph
11	A2	John TRUSLOVE		Lola Mk2	1:44.553	2	67.39mph	108.46kph
42	B	Malcolm COOK		Deep Sanderson DS104	1:50.980	2	63.49mph	102.17kph
88	C1	Paul DAVIS		Lotus 20	1:57.825	3	59.80mph	96.24kph

Car 16 - 10 Second Startline Penalty.

Weather/Track - Cloudy/Damp

These results are provisional until the conclusion of any judicial and technical matters.

Donington Park

Circuit Length = 1.9573 miles.

Start: 14:09 End: 14:24

Clerk of Course:	Stewards:	Timekeeper:
------------------	-----------	-------------

HSCC - Donington - 2 April 2006 - Historic Formula Junior LAP CHART

Lap 1			Lap 2			Lap 3			Lap 4			Lap 5		
No	Behind	Laptime	No	Behind	Laptime	No	Behind	Laptime	No	Behind	Laptime	No	Behind	Laptime
84		1:46.344	51		1:43.272	51		1:44.021	51		1:51.660	51		1:54.581
51	0.116	1:46.460	84	0.649	1:44.037	84	0.729	1:44.101	84	1.264	1:52.195	84	0.770	1:54.087
59	2.023	1:48.367	77	1.839	1:42.954	77	1.266	1:43.448	83	7.667	1:52.923	83	8.855	1:55.769
77	2.273	1:48.617	59	3.168	1:44.533	61	4.339	1:44.959	4	8.950	1:52.390	62	10.198	1:52.762
61	3.266	1:49.610	61	3.401	1:43.523	79	6.034	1:44.781	62	12.017	1:50.805	4	12.093	1:57.724
79	4.029	1:50.373	79	5.274	1:44.633	83	6.404	1:44.725	77	18.679	2:09.073	95	1 LAP	2:20.546
83	4.897	1:51.241	83	5.700	1:44.191	4	8.220	1:45.227	16	20.290	1:54.425	14	22.085	1:54.998
4	5.317	1:51.661	4	7.014	1:45.085	62	12.872	1:47.371	79	20.808	2:06.434	16	22.733	1:57.024
11	7.219	1:53.563	11	8.384	1:44.553	16	17.525	1:49.037	14	21.668	1:53.939	79	24.113	1:57.886
62	8.040	1:54.384	62	9.522	1:44.870	14	19.389	1:50.170	59	27.989	1:52.335	59	27.774	1:54.366
16	9.661	1:56.005	16	12.509	1:46.236	11	26.133	2:01.770	11	29.084	1:54.611	11	28.557	1:54.054
14	10.181	1:56.525	14	13.240	1:46.447	59	27.314	2:08.167	61	30.578	2:17.899	61	31.007	1:55.010
29	14.020	2:00.364	42	22.774	1:50.980	29	34.830	1:55.689	42	53.038	2:03.768	77	34.385	2:10.287P
42	15.182	2:01.526	29	23.162	1:52.530	42	40.930	2:02.177	97	59.435	2:05.433	42	1:00.655	2:02.198
73	17.209	2:03.553	97	33.097	1:55.729	97	45.662	1:56.586	98	1:01.286	2:05.360	97	1:10.111	2:05.257
7	19.775	2:06.119	98	34.794	1:56.492	98	47.586	1:56.813	29	1:02.181	2:19.011	29	1:11.471	2:03.871
97	20.756	2:07.100	43	40.436	2:00.707	88	55.498	1:57.825	27	1:09.995	2:03.866	98	1:12.954	2:06.249
48	21.308	2:07.652	48	40.659	2:02.739	27	57.789	1:58.882	88	1:11.070	2:07.232	27	1:20.075	2:04.661
98	21.690	2:08.034	88	41.694	2:01.351	43	1:03.678	2:07.263	7	1:27.656	2:00.582	88	1:21.934	2:05.445
43	23.117	2:09.461	27	42.928	2:01.593	63	1:09.503	2:08.915	63	1:29.523	2:11.680	7	1:34.346	2:01.271
88	23.731	2:10.075	10	44.514	2:00.092	10	1:18.659	2:18.166	10	1:33.515	2:06.516	63	1:45.418	2:10.476
27	24.723	2:11.067	63	44.609	2:02.674	7	1:18.734	2:04.399	73	1:35.907	2:06.703	10	1:46.825	2:07.891
63	25.323	2:11.667	47	53.057	2:04.552	47	1:20.592	2:11.556	43	1:38.150	2:26.132	73	1:47.482	2:06.156
10	27.810	2:14.154	76	55.979	2:08.320	73	1:20.864	2:08.373	47	1:41.380	2:12.448	43	1:49.527	2:05.958
76	31.047	2:17.391	73	56.512	2:22.691	76	1:25.260	2:13.302	76	1:46.473	2:12.873			
47	31.893	2:18.237	7	58.356	2:21.969	66	1:27.434	2:11.509	66	1:47.658	2:11.884			
66	34.370	2:20.714	66	59.946	2:08.964	95	1:43.630	2:17.015						
95	40.881	2:27.225	95	1:10.636	2:13.143	48	1:49.078	2:52.440						

HSCC - Donington - 2 April 2006 - Historic Formula Junior LAP CHART

(contd.)

Lap 6			Lap 7			Lap 8			Lap 9			Lap 10		
No	Behind	Laptime	No	Behind	Laptime	No	Behind	Laptime	No	Behind	Laptime	No	Behind	Laptime
51		1:52.249	84		1:52.612	51		1:50.135	51		1:54.565			
84	1.160	1:52.639	51	0.345	1:54.117	84	0.309	1:50.789	97	1 LAP	2:08.636			
47	1 LAP	2:11.031	83	12.383	1:55.092	62	13.557	1:51.445	84	0.821	1:55.077			
83	11.063	1:54.457	62	12.592	1:54.634	83	14.068	1:52.165	98	1 LAP	2:06.194			
62	11.730	1:53.781	4	17.386	1:55.397	4	19.898	1:52.992	7	1 LAP	2:00.630			
76	1 LAP	2:14.734	10	1 LAP	2:18.437	59	34.894	1:54.637	62	8.696	1:49.704			
66	1 LAP	2:14.856	43	1 LAP	2:19.101	10	1 LAP	2:06.422	83	11.559	1:52.056			
4	15.761	1:55.917	73	1 LAP	2:21.679	14	36.935	2:02.067	4	22.594	1:57.261			
14	24.261	1:54.425	47	1 LAP	2:11.689	11	37.435	1:54.116	59	32.808	1:52.479			
16	25.518	1:55.034	14	25.348	1:54.859	61	37.956	1:55.824	14	36.561	1:54.191			
79	27.888	1:56.024	59	30.737	1:55.618	63	2 LAPS	4:29.862P	61	39.258	1:55.867			
59	28.891	1:53.366	79	32.298	1:58.182	79	42.941	2:01.123	11	42.456	1:59.586			
11	30.563	1:54.255	61	32.612	1:53.743	73	1 LAP	2:11.907	79	45.166	1:56.790			
61	32.641	1:53.883	11	33.799	1:57.008	47	1 LAP	2:13.403	10	1 LAP	2:08.906			
95	1 LAP	2:23.992	76	1 LAP	2:14.460	43	1 LAP	2:23.846	73	1 LAP	2:10.457			
42	1:12.537	2:04.131	66	1 LAP	2:15.660	76	1 LAP	2:14.670	47	1 LAP	2:11.335			
97	1:22.220	2:04.358	95	1 LAP	2:16.827	66	1 LAP	2:12.784	43	1 LAP	2:17.009			
29	1:22.504	2:03.282	42	1:20.111	2:01.346	42	1:34.115	2:04.484	76	1 LAP	2:14.383			
98	1:26.679	2:05.974	29	1:31.799	2:03.067	29	1:40.819	1:59.500	66	1 LAP	2:15.252			
27	1:28.805	2:00.979	97	1:36.426	2:07.978	95	1 LAP	2:25.426	42	1:39.958	2:00.408			
88	1:31.120	2:01.435	88	1:39.981	2:02.633	88	1:53.233	2:03.732	29	1:44.921	1:58.667			
7	1:43.818	2:01.721	27	1:40.619	2:05.586	27	1:54.113	2:03.974	88	2:05.622	2:06.954			
			98	1:41.623	2:08.716				27	2:07.808	2:08.260			
			7	1:50.283	2:00.237				95	1 LAP	2:35.786			

Car 16 - 10 Second Startline Penalty.
Weather/Track - Cloudy/Damp

Donington Park
Circuit Length = 1.9573 miles.
Start: 14:09 End: 14:24

HSCC - Donington - 2 April 2006 - Historic Racing Saloons

QUALIFYING - Race 3

POS	NO	CL	NAME	NAT	ENTRY	TIME	LAPS	GAP	MPH
1	35	B	James DODD		Alfa Romeo Guilia Sprint GT	1:27.127	9		80.87
2	21	A	Graeme DODD		Jaguar MkII	1:28.440	10	1.313	79.67
3	57	C	Jonathan GOMM		Ford Lotus Cortina	1:29.894	11	2.767	78.38
4	69	C	Bob BULLEN		Ford Anglia 105E	1:29.905	10	2.778	78.37
5	31	A	Les ELY		Jaguar Mk2	1:30.014	10	2.887	78.28
6	77	D	Roger EBDON		Morris Mini Cooper	1:30.936	6	3.809	77.48
7	54	C	Neil WOOD		Ford Anglia 105E	1:31.030	11	3.903	77.40
8	23	A	Simon GARRAD		Jaguar S-type	1:31.939	9	4.812	76.64
9	34	B	Louis BRACEY		Ford Lotus Cortina	1:32.351	8	5.224	76.29
10	41	C	Tony FIELDING		Ford Anglia 105E	1:33.207	11	6.080	75.59
11	85	D	Roger GODFREY		Austin Cooper S	1:34.041	10	6.914	74.92
12	97	E	Mike HANNA		Hillman Imp	1:34.103	9	6.976	74.87
13	7	A	Tony PEARSON		Jaguar S-type	1:34.593	10	7.466	74.49
14	82	D	Barry LONG		Austin Mini Cooper S	1:34.802	10	7.675	74.32
15	52	C	Peter ERGIS		Lotus Cortina	1:35.331	9	8.204	73.91
16	87	E	Simon BENOY		Sunbeam Imp	1:35.360	10	8.233	73.89
17	89	E	Adrian OLIVER		Hillman Imp	1:37.938	10	10.811	71.94
18	94	E	Steve PLATTS		Singer Chamois	1:38.248	10	11.121	71.71
19	66	C	Peter THOMPSON		Alfa 1600 GTA	1:38.330	10	11.203	71.66
20	27	K2	Roger COPE		BMW 1800 Ti	1:39.121	4	11.994	71.08
21	29	B	Jon WAGSTAFF		Alfa Romeo Guilia Ti	1:41.882	10	14.755	69.16
22	25	A	Grant CLEARWATER		Ford Zephyr MK2	1:42.561	8	15.434	68.70
23	78	D	Colin FLYNN		Morris Cooper S	1:42.780	4	15.653	68.55
24	95	E	Shaun HAZELWOOD		Hillman Imp	1:46.470	7	19.343	66.18
25	91	E	Vince FROST		Hillman Imp	1:47.100	3	19.973	65.79
26	88	E	Ian CONWAY		Austin A40 Farina	1:47.815	7	20.688	65.35
27	68	C	Richard CROSS		Riley 1.5	1:48.606	9	21.479	64.87
28	42	B	Geoffrey HOODLESS		Alfa Romeo Guilia	1:50.303	7	23.176	63.88

CARS 21,23,27,29,41,42,54,66,88 FIT TRANSPONDERS PLEASE

Weather/Track - Cloudy/Dry

These results are provisional until the conclusion of any judicial and technical matters.

Donington Park

Circuit Length = 1.9573 miles.

Start: 09:57 End: 10:12

Clerk of Course:	Stewards:	Timekeeper:
------------------	-----------	-------------

HSCC - Donington - 2 April 2006 - Historic Racing Saloons LAP ANALYSIS

7	Tony PEARSON	Jaguar S-type
1 - 6:50.220	6 - 1:34.897	
2 - 1:48.480	7 - 1:34.593	
3 - 1:43.082	8 - 1:45.545	
4 - 1:38.840	9 - 1:53.499	
5 - 1:35.176	10 - 1:37.920	
21	Graeme DODD	Jaguar MkII
1 - 6:28.823	6 - 1:35.220	
2 - 1:31.517	7 - 1:28.440	
3 - 1:29.111	8 - 1:46.995	
4 - 1:28.683	9 - 1:49.340	
5 - 1:31.583	10 - 1:46.286P	
23	Simon GARRAD	Jaguar S-type
1 - 6:29.930	6 - 1:33.978	
2 - 1:36.044	7 - 1:39.056P	
3 - 1:32.943	8 - 2:34.181	
4 - 1:33.005	9 - 2:01.922P	
5 - 1:31.939		
25	Grant CLEARWATER	Ford Zephyr MK2
1 - 6:50.438	6 - 1:45.877	
2 - 1:59.193	7 - 1:45.330	
3 - 1:48.041	8 - 1:43.859	
4 - 1:55.597		
5 - 1:42.561		
27	Roger COPE	BMW 1800 Ti
1 - 6:59.520		
2 - 1:47.838		
3 - 1:39.121		
4 - X:00.000		
29	Jon WAGSTAFF	Alfa Romeo Guilia Ti
1 - 6:38.490	6 - 1:41.882	
2 - 1:54.306	7 - 1:45.134	
3 - 1:46.991	8 - 1:45.112	
4 - 1:45.370	9 - 1:45.846	
5 - 1:44.026	10 - 1:43.336	
31	Les ELY	Jaguar Mk2
1 - 6:33.332	6 - 2:50.043	
2 - 1:34.866	7 - 1:34.394	
3 - 1:30.879	8 - 1:31.399	
4 - 1:34.823	9 - 1:32.265	
5 - 1:38.035P	10 - 1:30.014	

HSCC - Donington - 2 April 2006 - Historic Racing Saloons

LAP ANALYSIS

(contd.)

34	Louis BRACEY	Ford Lotus Cortina	
1 -	6:34.561	6 - 1:32.351	
2 -	1:45.000	7 - 1:35.086	
3 -	1:55.324P	8 - 1:34.269	
4 -	2:56.846		
5 -	1:35.516		
35	James DODD	Alfa Romeo Guilina Sprint GT	
1 -	6:24.929	6 - 1:33.494	
2 -	1:32.542	7 - 1:27.127	
3 -	1:38.786	8 - 1:42.749	
4 -	1:27.800	9 - 1:38.811P	
5 -	1:29.730		
41	Tony FIELDING	Ford Anglia 105E	
1 -	6:44.389	6 - 1:34.012	11 - 1:33.207
2 -	1:38.113	7 - 1:35.661	
3 -	1:35.269	8 - 1:37.157	
4 -	1:34.625	9 - 1:34.843	
5 -	1:35.014	10 - 1:35.142	
42	Geoffrey HOODLESS	Alfa Romeo Guilina	
1 -	6:29.545	6 - 1:50.303	
2 -	2:02.534	7 - 2:16.425P	
3 -	1:56.252		
4 -	1:52.272		
5 -	1:51.295		
52	Peter ERGIS	Lotus Cortina	
1 -	6:43.801	6 - 1:35.331	
2 -	1:57.208	7 - 2:30.107	
3 -	1:54.032	8 - 1:36.964	
4 -	1:39.352	9 - 1:36.285	
5 -	1:36.700		
54	Neil WOOD	Ford Anglia 105E	
1 -	6:53.292	6 - 1:31.030	11 - 1:33.260
2 -	1:43.536	7 - 1:31.229	
3 -	1:35.777	8 - 1:35.096	
4 -	1:33.217	9 - 1:33.783	
5 -	1:32.485	10 - 1:35.132	
57	Jonathan GOMM	Ford Lotus Cortina	
1 -	6:32.746	6 - 1:29.894	11 - 1:34.872
2 -	1:34.090	7 - 1:33.472	
3 -	1:32.554	8 - 1:37.355	
4 -	1:48.124	9 - 1:33.457	
5 -	1:30.665	10 - 1:38.124	

HSCC - Donington - 2 April 2006 - Historic Racing Saloons

LAP ANALYSIS

(contd.)

66	Peter THOMPSON	Alfa 1600 GTA
1 - 6:43.641	6 - 1:38.670	
2 - 1:44.427	7 - 1:38.330	
3 - 1:44.687	8 - 1:41.611	
4 - 1:39.869	9 - 1:52.603	
5 - 1:40.896	10 - 1:38.650	
68	Richard CROSS	Riley 1.5
1 - 6:42.889	6 - 1:49.544	
2 - 1:52.127	7 - 1:51.466	
3 - 1:53.957	8 - 1:48.606	
4 - 1:52.486	9 - 1:51.945	
5 - 1:51.934		
69	Bob BULLEN	Ford Anglia 105E
1 - 6:46.336	6 - 1:30.472	
2 - 1:51.043	7 - 1:29.905	
3 - 1:43.049	8 - 1:48.869	
4 - 1:36.951	9 - 1:32.449	
5 - 1:33.731	10 - 1:31.087	
77	Roger EBDON	Morris Mini Cooper
1 - 6:32.471	6 - 1:30.936	
2 - 1:37.388		
3 - 1:31.516		
4 - 1:38.180		
5 - 1:31.292		
78	Colin FLYNN	Morris Cooper S
1 - 6:55.285		
2 - 1:46.360		
3 - 1:42.780		
4 - 1:51.173P		
82	Barry LONG	Austin Mini Cooper S
1 - 6:36.468	6 - 1:34.802	
2 - 1:49.750	7 - 1:35.094	
3 - 1:39.230	8 - 1:55.023	
4 - 1:36.595	9 - 1:47.655	
5 - 1:37.068	10 - 1:34.989	
85	Roger GODFREY	Austin Cooper S
1 - 6:41.131	6 - 1:34.041	
2 - 1:44.182	7 - 1:34.832	
3 - 1:39.163	8 - 1:35.841	
4 - 1:35.528	9 - 1:36.489	
5 - 1:34.726	10 - 1:47.998P	

HSCC - Donington - 2 April 2006 - Historic Racing Saloons

LAP ANALYSIS

(contd.)

87	Simon BENOY	Sunbeam Imp
1 -	6:32.050	6 - 1:35.368
2 -	1:47.827	7 - 1:37.028
3 -	1:38.493	8 - 1:36.395
4 -	1:35.454	9 - 1:36.320
5 -	1:35.360	10 - 1:38.276
88	Ian CONWAY	Austin A40 Farina
1 -	6:55.140	6 - 1:48.615
2 -	1:53.702	7 - 3:36.743P
3 -	1:47.815	
4 -	1:48.032	
5 -	1:50.323	
89	Adrian OLIVER	Hillman Imp
1 -	6:48.332	6 - 1:38.002
2 -	1:54.783	7 - 1:44.150
3 -	1:51.360	8 - 1:41.557
4 -	1:47.334	9 - 1:39.386
5 -	1:45.352	10 - 1:37.938
91	Vince FROST	Hillman Imp
1 -	6:58.239	
2 -	1:57.980	
3 -	1:47.100	
94	Steve PLATTS	Singer Chamois
1 -	6:56.977	6 - 1:44.225
2 -	1:55.326	7 - 1:46.915
3 -	1:46.722	8 - 1:39.234
4 -	1:44.960	9 - 1:38.248
5 -	1:50.313	10 - 1:38.395
95	Shaun HAZELWOOD	Hillman Imp
1 -	6:52.838	6 - 1:46.470
2 -	2:07.198	7 - 1:58.781P
3 -	1:54.617	
4 -	1:52.346	
5 -	1:48.853	
97	Mike HANNA	Hillman Imp
1 -	7:04.119	6 - 1:35.063
2 -	1:57.396	7 - 3:14.897
3 -	1:38.271	8 - 1:39.102
4 -	1:37.378	9 - 1:34.103
5 -	1:35.056	

HSCC - Donington - 2 April 2006 - Historic Racing Saloons

GRID - Race 3

ROW 14	1:48.606	68	CROSS	1:50.303	42	HOODLESS
ROW 13	1:47.100	91	FROST	1:47.815	88	CONWAY
ROW 12	1:42.780	78	FLYNN	1:46.470	95	HAZELWOOD
ROW 11	1:41.882	29	WAGSTAFF	1:42.561	25	CLEARWATER
ROW 10	1:38.330	66	THOMPSON	1:39.121	27	COPE
ROW 9	1:37.938	89	OLIVER	1:38.248	94	PLATTS
ROW 8	1:35.331	52	ERGIS	1:35.360	87	BENOY
ROW 7	1:34.593	7	PEARSON	1:34.802	82	LONG
ROW 6	1:34.041	85	GODFREY	1:34.103	97	HANNA
ROW 5	1:32.351	34	BRACEY	1:33.207	41	FIELDING
ROW 4	1:31.030	54	WOOD	1:31.939	23	GARRAD
ROW 3	1:30.014	31	ELY	1:30.936	77	EBDON
ROW 2	1:29.894	57	GOMM	1:29.905	69	BULLEN
ROW 1	1:27.127	35	DODD	1:28.440	21	DODD
	POLE					

CARS 21,23,27,29,41,42,54,66,88 FIT TRANSPONDERS PLEASE

Weather/Track - Cloudy/Dry

These results are provisional until the conclusion of any judicial and technical matters.

Donington Park

Circuit Length = 1.9573 miles.

Start: 09:57 End: 10:12

Clerk of Course:

Stewards:

Timekeeper:

HSCC - Donington - 2 April 2006 - Historic Racing Saloons

RACE RESULT - Race 3

POS	NO	CL	NAME	NAT	ENTRY	TIME	LAPS	GAP	MPH	BEST
1	21	A	Graeme DODD		Jaguar MkII	16:31.417	10		70.96	1:33.291
2	35	B	James DODD		Alfa Romeo Guilia Sprint GT	16:44.145	10	12.728	70.06	1:33.625
3	57	C	Jonathan GOMM		Ford Lotus Cortina	16:46.252	10	14.835	69.91	1:35.018
4	31	B	Les ELY		BMW	16:48.722	10	17.305	69.74	1:34.194
5	85	D	Roger GODFREY		Austin Cooper S	16:53.197	10	21.780	69.43	1:34.009
6	54	C	Neil WOOD		Ford Anglia 105E	16:54.897	10	23.480	69.31	1:35.638
7	77	D	Roger EBDON		Morris Mini Cooper	17:06.144	10	34.727	68.55	1:36.952
8	41	C	Tony FIELDING		Ford Anglia 105E	17:25.478	10	54.061	67.29	1:37.235
9	97	E	Mike HANNA		Hillman Imp	17:37.367	10	1:05.950	66.53	1:38.206
10	87	E	Simon BENOY		Sunbeam Imp	17:38.818	10	1:07.401	66.44	1:38.610
11	27	K2	Roger COPE		BMW 1800 Ti	17:58.795	10	1:27.378	65.21	1:39.135
12	7	A	Tony PEARSON		Jaguar S-type	18:04.941	10	1:33.524	64.84	1:41.217
13	89	E	Adrian OLIVER		Hillman Imp	18:06.364	10	1:34.947	64.75	1:40.069
14	94	E	Steve PLATTS		Singer Chamois	18:06.863	10	1:35.446	64.72	1:39.951
15	25	A	Grant CLEARWATER		Ford Zephyr MK2	16:36.889	9	1 LAP	63.50	1:43.291
16	78	D	Colin FLYNN		Morris Cooper S	16:52.667	9	1 LAP	62.51	1:49.440
17	66	C	Peter THOMPSON		Alfa 1600 GTA	17:12.105	9	1 LAP	61.33	1:44.047
18	68	C	Richard CROSS		Riley 1.5	18:01.491	9	1 LAP	58.53	1:53.788

NOT CLASSIFIED

52	C	Peter ERGIS		Lotus Cortina	10:32.863	6	D.N.F.	66.62	1:39.743
88	E	Ian CONWAY		Austin A40 Farina	11:50.319	6	D.N.F.	59.36	1:51.494
42	B	Geoffrey HOODLESS		Alfa Romeo Guilia	10:27.529	5	D.N.F.	55.96	1:56.282
95	E	Shaun HAZELWOOD		Hillman Imp	7:53.507	4	D.N.F.	59.28	1:51.987
29	B	Jon WAGSTAFF		Alfa Romeo Guilia Ti	9:59.513	4	D.N.F.	46.82	1:49.629
23	A	Simon GARRAD		Jaguar S-type	5:36.791	3	D.N.F.	62.43	1:46.539
69	C	Bob BULLEN		Ford Anglia 105E	6:34.212	3	D.N.F.	53.34	1:51.218

FASTEST LAP

21	A	Graeme DODD		Jaguar MkII	1:33.291	7	75.53mph	121.55kph
35	B	James DODD		Alfa Romeo Guilia Sprint GT	1:33.625	6	75.26mph	121.12kph
85	D	Roger GODFREY		Austin Cooper S	1:34.009	6	74.95mph	120.62kph
57	C	Jonathan GOMM		Ford Lotus Cortina	1:35.018	7	74.15mph	119.34kph
97	E	Mike HANNA		Hillman Imp	1:38.206	7	71.75mph	115.47kph
27	K2	Roger COPE		BMW 1800 Ti	1:39.135	5	71.07mph	114.38kph

Car 82 - Excluded J.16.1.K & M
Weather/Track - Cloudy/Drying

These results are provisional until the conclusion of any judicial and technical matters.

Donington Park
Circuit Length = 1.9573 miles.
Start: 14:45 End: 15:00

Clerk of Course:	Stewards:	Timekeeper:
------------------	-----------	-------------

HSCC - Donington - 2 April 2006 - Historic Racing Saloons

LAP CHART

Lap 1			Lap 2			Lap 3			Lap 4			Lap 5		
No	Behind	Laptime	No	Behind	Laptime	No	Behind	Laptime	No	Behind	Laptime	No	Behind	Laptime
21		1:45.229	21		1:39.662	21		1:38.183	21		1:35.713	21		1:33.927
57	2.171	1:47.400	57	4.514	1:42.005	57	5.138	1:38.807	57	6.424	1:36.999	57	7.920	1:35.423
54	3.972	1:49.201	31	6.825	1:41.692	31	6.129	1:37.487	31	6.983	1:36.567	35	8.849	1:35.404
31	4.795	1:50.024	35	7.311	1:41.251	35	6.377	1:37.249	35	7.372	1:36.708	54	13.729	1:37.764
35	5.722	1:50.951	54	8.057	1:43.747	54	8.664	1:38.790	54	9.892	1:36.941	85	14.112	1:37.647
41	6.965	1:52.194	41	8.842	1:41.539	85	10.242	1:38.424	85	10.392	1:35.863	31	14.982	1:41.926
77	7.357	1:52.586	77	9.168	1:41.473	41	11.485	1:40.826	41	14.908	1:39.136	41	18.216	1:37.235
85	9.260	1:54.489	85	10.001	1:40.403	77	11.925	1:40.940	77	15.331	1:39.119	77	18.356	1:36.952
23	9.350	1:54.579	23	16.227	1:46.539	52	21.623	1:42.521	82	30.032	1:41.113	82	37.121	1:41.016
69	10.259	1:55.488	52	17.285	1:45.056	82	24.632	1:43.854	97	31.920	1:42.665	97	37.358	1:39.365
97	10.669	1:55.898	97	17.692	1:46.685	97	24.968	1:45.459	52	32.392	1:46.482	87	37.992	1:39.368
52	11.891	1:57.120	82	18.961	1:46.493	87	25.529	1:42.684	87	32.551	1:42.735	94	39.007	1:39.951
82	12.130	1:57.359	87	21.028	1:48.123	94	27.142	1:43.206	94	32.983	1:41.554	52	40.406	1:41.941
87	12.567	1:57.796	69	21.815	1:51.218	23	33.717	1:55.673P	7	40.600	1:42.210	7	47.890	1:41.217
27	14.709	1:59.938	94	22.119	1:46.599	7	34.103	1:44.598	89	42.269	1:43.524	89	48.411	1:40.069
89	14.915	2:00.144	7	27.688	1:49.567	89	34.458	1:43.545	27	47.160	1:41.465	27	52.368	1:39.135
94	15.182	2:00.411	66	28.884	1:51.393	66	38.288	1:47.587	25	54.849	1:48.412	25	1:06.498	1:45.576
66	17.153	2:02.382	89	29.096	1:53.843	78	41.290	1:49.440	78	55.486	1:49.909	78	1:11.858	1:50.299
7	17.783	2:03.012	78	30.033	1:50.706	27	41.408	1:47.835	66	1:03.197	2:00.622	66	1:13.317	1:44.047
78	18.989	2:04.218	29	31.137	1:49.629	25	42.150	1:46.920	95	1:14.720	1:51.987			
29	21.170	2:06.399	27	31.756	1:56.709	29	46.009	1:53.055P	68	1:21.878	1:54.874			
25	21.446	2:06.675	25	33.413	1:51.629	95	58.446	1:53.308	42	1:25.292	1:56.387			
68	24.867	2:10.096	95	43.321	1:57.074	68	1:02.717	1:56.922	88	1:26.660	1:54.324			
95	25.909	2:11.138	68	43.978	1:58.773	42	1:04.618	1:56.282						
42	27.889	2:13.118	42	46.519	1:58.292	88	1:08.049	1:56.472						
88	31.140	2:16.369	88	49.760	1:58.282	69	1:31.138	2:47.506P						

HSCC - Donington - 2 April 2006 - Historic Racing Saloons

LAP CHART

(contd.)

Lap 6			Lap 7			Lap 8			Lap 9			Lap 10		
No	Behind	Laptime	No	Behind	Laptime	No	Behind	Laptime	No	Behind	Laptime	No	Behind	Laptime
21		1:33.662	21		1:33.291	21		1:37.310	21		1:43.566	21		1:50.874
68	1 LAP	1:53.788	35	10.033	1:34.512	66	1 LAP	1:46.035	35	13.272	1:47.785	25	1 LAP	1:57.243
35	8.812	1:33.625	57	11.374	1:35.018	78	1 LAP	1:50.109	57	15.432	1:48.655	35	12.728	1:50.330
57	9.647	1:35.389	31	17.182	1:34.959	35	9.053	1:36.330	78	1 LAP	1:54.583	57	14.835	1:50.277
88	1 LAP	1:53.378	54	18.254	1:35.638	57	10.343	1:36.279	31	19.885	1:47.298	31	17.305	1:48.294
29	2 LAPS	4:10.430P	85	18.812	1:37.644	31	16.153	1:36.281	54	23.396	1:48.145	78	1 LAP	1:52.912
85	14.459	1:34.009	41	27.754	1:37.267	54	18.817	1:37.873	85	23.813	1:47.147	85	21.780	1:48.841
31	15.514	1:34.194	68	1 LAP	1:54.871	85	20.232	1:38.730	66	1 LAP	2:12.599	54	23.480	1:50.958
54	15.907	1:35.840	88	1 LAP	1:51.494	41	33.708	1:43.264	77	40.158	1:45.725	77	34.727	1:45.443
41	23.778	1:39.224	77	34.649	1:38.650	77	37.999	1:40.660	41	50.195	2:00.053	66	1 LAP	2:00.787
77	29.290	1:44.596	97	47.597	1:38.206	68	1 LAP	1:57.735	82	1:04.471	1:52.227	41	54.061	1:54.740
42	1 LAP	2:23.450P	82	48.007	1:38.988	97	55.730	1:45.443	97	1:05.097	1:52.933	97	1:05.950	1:51.727
82	42.310	1:38.851	87	51.592	1:38.610	82	55.810	1:45.113	87	1:05.613	1:51.655	82	1:06.676	1:53.079
97	42.682	1:38.986	7	1:05.723	1:43.535	87	57.524	1:43.242	68	1 LAP	2:07.576	87	1:07.401	1:52.662
87	46.273	1:41.943	27	1:06.130	1:39.808	7	1:12.718	1:44.305	27	1:23.459	1:53.463	27	1:27.378	1:54.793
52	46.487	1:39.743	94	1:07.854	1:54.457	27	1:13.562	1:44.742	7	1:28.948	1:59.796	68	1 LAP	2:06.856
94	46.688	1:41.343	89	1:21.609	1:57.666	94	1:20.985	1:50.441	94	1:32.765	1:55.346	7	1:33.524	1:55.450
7	55.479	1:41.251	25	1:26.976	1:44.140	89	1:31.587	1:47.288	89	1:39.711	1:51.690	89	1:34.947	1:46.110
89	57.234	1:42.485				25	1:42.669	1:53.003				94	1:35.446	1:53.555
27	59.613	1:40.907												
25	1:16.127	1:43.291												
66	1:26.308	1:46.653												
78	1:28.687	1:50.491												

HSCC - Donington - 2 April 2006 - Derek Bell Trophy QUALIFYING - Race 4

POS	NO	CL	NAME	NAT	ENTRY	TIME	LAPS	GAP	MPH
1	40	A	Simon HADFIELD		Lola T300	1:08.311	13		103.15
2	34	B	Martin STRETTON		March 712	1:08.847	13	0.536	102.34
3	35	A	Peter DUNN		March 761	1:10.664	11	2.353	99.71
4	1	A	Frank LYONS		Lola T332	1:11.019	12	2.708	99.21
5	48	C	Stuart TILLEY		Modus M1	1:11.154	13	2.843	99.02
6	92	B	Mark GRIFFITHS		Surtees TS15	1:12.072	12	3.761	97.76
7	21	B	Michael SCHRYVER		Chevron B40	1:12.589	12	4.278	97.07
8	7	C	Chris SHARPLES		Chevron B29	1:13.153	12	4.842	96.32
9	5	A	John MONSON		Surtees TS8	1:13.800	12	5.489	95.47
10	77	B	Paul DRAYSON		March 712	1:14.243	11	5.932	94.90
11	66	A	Michael SCOTT		Lola T300	1:14.989	11	6.678	93.96
12	68	B	Keith NORMAN		Brabham BT35	1:15.380	8	7.069	93.47
13	97	C	Peter SHAW		Brabham BT35	1:16.465	11	8.154	92.15
14	32	B	David COPLOWE		March 712	1:17.207	10	8.896	91.26
15	9	E	Adam ORMANDY		Reynard SF78	1:18.829	7	10.518	89.38
16	47	B	Simon PERKINS		March 71BM	1:18.843	8	10.532	89.37
17	12	B	Andrew PEACH		March 782	1:19.045	10	10.734	89.14
18	14	C	Chris BALL		Brabham BT29	1:19.458	11	11.147	88.67
19	37	B	Lincoln SMALL		Brabham BT30	1:19.506	11	11.195	88.62
20	63	C	Paul SMITH		Ralt RT1	1:21.331	11	13.020	86.63
21	23	C	Nick OVERALL		Lyncar 001	1:25.490	4	17.179	82.42
22	55	A	Judy LYONS		Surtees TS9	1:39.073	9	30.762	71.12

CARS 5,7,21,37,40,48,92 MUST FIT TRANSPONDERS PLEASE

Weather/Track - Cloudy/Dry

These results are provisional until the conclusion of any judicial and technical matters.

Donington Park

Circuit Length = 1.9573 miles.

Start: 10:20 End: 10:35

Clerk of Course:	Stewards:	Timekeeper:
------------------	-----------	-------------

HSCC - Donington - 2 April 2006 - Derek Bell Trophy LAP ANALYSIS

1	Frank LYONS	Lola T332
1 - 7:03.354	6 - 1:11.576	11 - 1:11.170
2 - 1:15.128	7 - 1:12.405	12 - 1:11.855
3 - 1:12.611	8 - 1:11.314	
4 - 1:11.173	9 - 1:11.371	
5 - 1:12.674	10 - 1:11.019	
5	John MONSON	Surtees TS8
1 - 6:44.846	6 - 1:16.200	11 - 1:14.127
2 - 1:19.189	7 - 1:17.152	12 - 1:13.800
3 - 1:17.580	8 - 1:16.950	
4 - 1:17.385	9 - 1:15.052	
5 - 1:18.580	10 - 1:14.528	
7	Chris SHARPLES	Chevron B29
1 - 6:51.229	6 - 1:14.245	11 - 1:24.509
2 - 1:18.904	7 - 1:17.484	12 - 1:18.741
3 - 1:15.263	8 - 1:14.987	
4 - 1:14.663	9 - 1:13.153	
5 - 1:15.927	10 - 1:31.588	
9	Adam ORMANDY	Reynard SF78
1 - 7:33.845	6 - 1:19.967	
2 - 1:22.233	7 - 1:34.011P	
3 - 1:23.742		
4 - 1:24.309		
5 - 1:18.829		
12	Andrew PEACH	March 782
1 - 6:49.435	6 - 1:20.012	
2 - 1:21.494	7 - 1:20.953	
3 - 1:20.006	8 - 1:19.045	
4 - 1:24.848P	9 - 1:19.483	
5 - 2:43.354	10 - 1:30.359P	
14	Chris BALL	Brabham BT29
1 - 7:02.989	6 - 1:19.579	11 - 1:22.055
2 - 1:31.084	7 - 1:19.940	
3 - 1:47.468	8 - 1:21.833	
4 - 1:26.887	9 - 1:20.312	
5 - 1:19.458	10 - 1:19.893	
21	Michael SCHRYVER	Chevron B40
1 - 6:42.685	6 - 1:13.289	11 - 1:12.589
2 - 1:15.586	7 - 1:12.908	12 - 1:13.050
3 - 1:14.302	8 - 1:13.566	
4 - 1:14.890	9 - 1:12.752	
5 - 1:15.911	10 - 1:14.740	

HSCC - Donington - 2 April 2006 - Derek Bell Trophy

LAP ANALYSIS

(contd.)

23	Nick OVERALL	Lyncar 001
1 - 7:19.062 2 - 1:30.302 3 - 1:25.490 4 - 1:27.463P		
32	David COPLOWE	March 712
1 - 7:03.098 6 - 1:28.322P 2 - 1:25.152 7 - 3:14.514 3 - 1:20.632 8 - 1:17.207 4 - 1:21.161 9 - 1:18.893 5 - 1:22.201 10 - 1:21.096		
34	Martin STRETTON	March 712
1 - 6:40.189 6 - 1:09.699 11 - 1:22.793 2 - 1:11.520 7 - 1:10.170 12 - 1:08.847 3 - 1:10.648 8 - 1:12.723 13 - 1:09.348 4 - 1:12.365 9 - 1:11.213 5 - 1:18.981 10 - 1:14.049		
35	Peter DUNN	March 761
1 - 7:22.156 6 - 1:15.356 11 - 1:10.664 2 - 1:24.188 7 - 1:14.641 3 - 1:17.852 8 - 1:11.764 4 - 1:16.884 9 - 1:12.384 5 - 1:16.020 10 - 1:10.996		
37	Lincoln SMALL	Brabham BT30
1 - 7:00.339 6 - 1:21.747 11 - 1:19.506 2 - 1:27.085 7 - 1:20.333 3 - 1:22.475 8 - 1:19.667 4 - 1:20.448 9 - 1:20.901 5 - 1:21.458 10 - 1:19.959		
40	Simon HADFIELD	Lola T300
1 - 6:36.949 6 - 1:10.723 11 - 1:08.960 2 - 1:11.201 7 - 1:09.596 12 - 1:08.785 3 - 1:11.376 8 - 1:09.450 13 - 1:08.311 4 - 1:10.662 9 - 1:09.115 5 - 1:09.674 10 - 1:12.980		
47	Simon PERKINS	March 71BM
1 - 7:12.887 6 - 1:19.649 2 - 1:25.871 7 - 1:18.857 3 - 1:23.250 8 - 1:28.287P 4 - 1:22.591 5 - 1:18.843		

HSCC - Donington - 2 April 2006 - Derek Bell Trophy

LAP ANALYSIS

(contd.)

48	Stuart TILLEY	Modus M1
1 - 6:41.741	6 - 1:12.109	11 - 1:12.632
2 - 1:15.868	7 - 1:12.016	12 - 1:11.154
3 - 1:15.346	8 - 1:12.147	13 - 1:11.851
4 - 1:13.245	9 - 1:12.637	
5 - 1:15.372	10 - 1:12.582	
55	Judy LYONS	Surtees TS9
1 - 7:33.946	6 - 1:41.486	
2 - 1:46.970	7 - 1:48.624	
3 - 1:43.256	8 - 1:39.073	
4 - 1:44.849	9 - 1:39.897	
5 - 1:42.314		
63	Paul SMITH	Ralt RT1
1 - 7:19.945	6 - 1:24.424	11 - 1:23.737
2 - 1:33.035	7 - 1:22.644	
3 - 1:26.693	8 - 1:21.331	
4 - 1:30.169	9 - 1:23.013	
5 - 1:21.583	10 - 1:22.528	
66	Michael SCOTT	Lola T300
1 - 7:22.142	6 - 1:18.954	11 - 1:14.989
2 - 1:39.092	7 - 1:18.239	
3 - 1:20.762	8 - 1:15.747	
4 - 1:19.096	9 - 1:15.706	
5 - 1:18.395	10 - 1:17.474	
68	Keith NORMAN	Brabham BT35
1 - 7:01.710	6 - 1:15.380	
2 - 1:24.192	7 - 1:17.580	
3 - 1:18.314	8 - 1:32.890P	
4 - 1:16.568		
5 - 1:15.979		
77	Paul DRAYSON	March 712
1 - 7:04.928	6 - 1:17.668	11 - 1:28.976P
2 - 1:28.574	7 - 1:17.335	
3 - 1:21.732	8 - 1:15.557	
4 - 1:19.233	9 - 2:35.483	
5 - 1:20.150	10 - 1:14.243	
92	Mark GRIFFITHS	Surtees TS15
1 - 7:19.995	6 - 1:13.347	11 - 1:12.279
2 - 1:20.316	7 - 1:13.481	12 - 1:12.072
3 - 1:15.013	8 - 1:13.162	
4 - 1:13.485	9 - 1:13.215	
5 - 1:13.635	10 - 1:12.322	

HSCC - Donington - 2 April 2006 - Derek Bell Trophy LAP ANALYSIS

(contd.)

97	Peter SHAW	Brabham BT35	
1 - 7:05.350	6 - 1:20.063	11 - 1:16.465	
2 - 1:27.328	7 - 1:18.660		
3 - 1:21.487	8 - 1:19.340		
4 - 1:19.930	9 - 1:17.310		
5 - 1:20.889	10 - 1:17.646		

HSCC - Donington - 2 April 2006 - Derek Bell Trophy
GRID - Race 4 - Amended

ROW 12	54	DWYER		
ROW 11		1:25.490		1:39.073
	23	OVERALL		55 LYONS
ROW 10		1:19.506		1:21.331
	37	SMALL		63 SMITH
ROW 9		1:19.045		1:19.458
	12	PEACH		14 BALL
ROW 8		1:18.829		1:18.843
	9	ORMANDY		47 PERKINS
ROW 7		1:16.465		1:17.207
	97	SHAW		32 COPLOWE
ROW 6		1:14.989		1:15.380
	66	SCOTT		68 NORMAN
ROW 5		1:13.800		1:14.243
	5	MONSON		77 DRAYSON
ROW 4		1:12.589		1:13.153
	21	SCHRYVER		7 SHARPLES
ROW 3		1:11.154		1:12.072
	48	TILLEY		92 GRIFFITHS
ROW 2		1:10.664		1:11.019
	35	DUNN		1 LYONS
ROW 1		1:08.311		1:08.847
	40	HADFIELD		34 STRETTON
POLE				

CARS 5,7,21,37,40,48,92 MUST FIT TRANSPONDERS PLEASE

Weather/Track - Cloudy/Dry

These results are provisional until the conclusion of any judicial and technical matters.

Donington Park

Circuit Length = 1.9573 miles.

Start: 10:20 End: 10:35

Clerk of Course:

Stewards:

Timekeeper:

HSCC - Donington - 2 April 2006 - Derek Bell Trophy

RACE RESULT - Race 4

POS	NO	CL	NAME	NAT	ENTRY	TIME	LAPS	GAP	MPH	BEST
1	54	B	Mark DWYER		March 742	12:52.812	9		81.91	1:18.468
2	40	A	Simon HADFIELD		Lola T300	12:54.443	9	1.631	81.74	1:17.323
3	34	B	Martin STRETTON		March 712	13:02.953	9	10.141	80.85	1:17.291
4	48	C	Stuart TILLEY		Modus M1	13:04.558	9	11.746	80.68	1:16.626
5	1	A	Frank LYONS		Lola T332	13:23.800	9	30.988	78.75	1:17.287
6	77	B	Paul DRAYSON		March 712	13:27.231	9	34.419	78.42	1:21.024
7	47	B	Simon PERKINS		March 71BM	13:28.397	9	35.585	78.30	1:23.426
8	7	C	Chris SHARPLES		Chevron B29	13:38.118	9	45.306	77.37	1:19.878
9	92	B	Mark GRIFFITHS		Surtees TS15	13:42.729	9	49.917	76.94	1:18.558
10	63	C	Paul SMITH		Ralt RT1	13:50.928	9	58.116	76.18	1:28.563
11	14	C	Chris BALL		Brabham BT29	13:53.459	9	1:00.647	75.95	1:25.453
12	97	C	Peter SHAW		Brabham BT35	13:54.399	9	1:01.587	75.86	1:25.780
13	32	B	David COPLOWE		March 712	13:55.658	9	1:02.846	75.75	1:26.303
14	37	B	Lincoln SMALL		Brabham BT30	13:57.342	8	1 LAP	67.18	1:27.880

NOT CLASSIFIED

78	B	John TIMONEY		March 742	13:10.744	6	N.C.F.	53.32	1:38.728
23	C	Nick OVERALL		Lyncar 001	13:15.613	6	N.C.F.	52.99	1:33.487
66	A	Michael SCOTT		Lola T300	14:02.356	6	N.C.F.	50.05	1:26.027
55	A	Judy LYONS		Surtees TS9	14:29.471	6	N.C.F.	48.49	1:55.111
12	B	Andrew PEACH		March 782	7:43.619	5	D.N.F.	75.75	1:25.209

FASTEST LAP

48	C	Stuart TILLEY		Modus M1	1:16.626	4	91.95mph	147.99kph
1	A	Frank LYONS		Lola T332	1:17.287	4	91.17mph	146.72kph
34	B	Martin STRETTON		March 712	1:17.291	4	91.16mph	146.71kph

Weather/Track - Cloudy/Drying

These results are provisional until the conclusion of any judicial and technical matters.

Donington Park
Circuit Length = 1.9573 miles.
Start: 15:22 End: 15:34

Clerk of Course:	Stewards:	Timekeeper:
------------------	-----------	-------------

HSCC - Donington - 2 April 2006 - Derek Bell Trophy LAP CHART

Lap 1			Lap 2			Lap 3			Lap 4			Lap 5		
No	Behind	Laptime	No	Behind	Laptime	No	Behind	Laptime	No	Behind	Laptime	No	Behind	Laptime
40		1:17.626	40		1:18.347	40		1:17.323	40		1:19.730	40		1:28.135
1	0.434	1:18.060	48	8.829	1:21.161	48	9.665	1:18.159	48	6.561	1:16.626	48	13.666	1:35.240
48	6.015	1:23.641	92	9.775	1:21.093	92	11.907	1:19.455	92	10.735	1:18.558	1	14.799	1:27.088
92	7.029	1:24.655	77	10.582	1:21.024	77	14.996	1:21.737	78	1 LAP	1:38.728	34	15.247	1:27.378
77	7.905	1:25.531	1	16.919	1:34.832	1	18.289	1:18.693	1	15.846	1:17.287	54	19.812	1:24.010
47	12.470	1:30.096	34	18.042	1:22.305	34	18.443	1:17.724	34	16.004	1:17.291	77	27.686	1:38.668
34	14.084	1:31.710	47	20.180	1:26.057	54	25.199	1:19.349	77	17.153	1:21.887	92	31.975	1:49.375
14	14.026	1:31.652	54	23.173	1:21.833	47	26.283	1:23.426	54	23.937	1:18.468	47	34.910	1:31.172
12	15.031	1:32.657	12	24.370	1:27.686	7	31.151	1:22.005	7	31.299	1:19.878	7	35.563	1:32.399
97	16.094	1:33.720	32	26.255	1:27.597	12	32.256	1:25.209	47	31.873	1:25.320	78	1 LAP	1:58.425
32	17.005	1:34.631	7	26.469	1:25.744	32	35.480	1:26.548	12	38.721	1:26.195	32	46.596	1:32.678
7	19.072	1:36.698	97	27.660	1:29.913	97	36.117	1:25.780	32	42.053	1:26.303	97	47.970	1:32.700
37	19.647	1:37.273	14	31.184	1:35.505	14	39.314	1:25.453	97	43.405	1:27.018	14	48.454	1:31.426
54	19.687	1:37.313	37	31.958	1:30.658	37	42.515	1:27.880	14	45.163	1:25.579	63	55.203	1:30.061
63	20.623	1:38.249	63	32.255	1:29.979	63	43.495	1:28.563	37	52.933	1:30.148	12	1:02.458	1:51.872P
66	35.331	1:52.957	66	46.880	1:29.896	66	55.584	1:26.027	63	53.277	1:29.512	37	1:23.014	1:58.216
23	37.315	1:54.941	23	58.537	1:39.569	23	1:14.701	1:33.487	66	1:03.912	1:28.058			
78	46.692	2:04.318	78	1:11.418	1:43.073				55	2 LAPS	4:10.649			
55	58.490	2:16.116P												

HSCC - Donington - 2 April 2006 - Derek Bell Trophy

LAP CHART

(contd.)

Lap 6			Lap 7			Lap 8			Lap 9			Lap 10		
No	Behind	Laptime	No	Behind	Laptime	No	Behind	Laptime	No	Behind	Laptime	No	Behind	Laptime
40		1:30.984	40		1:34.028	40		1:33.415	54		1:27.845			
66	1 LAP	2:03.751P	54	11.178	1:30.608	54	5.379	1:27.616	40	1.631	1:34.855			
55	3 LAPS	1:55.111	48	11.791	1:33.690	23	3 LAPS	1:55.970	34	10.141	1:32.528			
48	12.129	1:29.447	34	12.630	1:33.301	48	10.471	1:32.095	48	11.746	1:34.499			
1	12.564	1:28.749	37	1 LAP	1:59.547	34	10.837	1:31.622	78	3 LAPS	3:32.987			
34	13.357	1:29.094	77	30.727	1:35.137	1	32.322	1:31.301	23	3 LAPS	1:47.625			
54	14.598	1:25.770	1	34.436	1:55.900	77	33.515	1:36.203	1	30.988	1:31.890			
77	29.618	1:32.916	47	37.834	1:33.818	47	37.279	1:32.860	77	34.419	1:34.128			
92	37.128	1:36.137	92	39.211	1:36.111	37	1 LAP	1:55.963	47	35.585	1:31.530			
47	38.044	1:34.118	55	3 LAPS	2:03.949	7	43.188	1:36.656	7	45.306	1:35.342			
7	40.204	1:35.625	7	39.947	1:33.771	92	44.028	1:38.232	92	49.917	1:39.113			
32	51.885	1:36.273	32	53.568	1:35.711	14	56.675	1:35.717	63	58.116	1:33.568			
14	53.201	1:35.731	14	54.373	1:35.200	63	57.772	1:35.637	14	1:00.647	1:37.196			
97	54.440	1:37.454	97	55.110	1:34.698	97	58.364	1:36.669	97	1:01.587	1:36.447			
63	57.686	1:33.467	63	55.550	1:31.892	32	59.275	1:39.122	32	1:02.846	1:36.795			
23	2 LAPS	4:24.021				55	3 LAPS	2:03.996	37	1 LAP	1:57.657			
78	1 LAP	2:13.213P							66	3 LAPS	5:41.667			
									55	3 LAPS	1:59.650			

HSCC - Donington - 2 April 2006 - Classic Sports Cars QUALIFYING - Race 5

POS	NO	CL	NAME	NAT	ENTRY	TIME	LAPS	GAP	MPH
1	8	SR	Simon HADFIELD		Elva MK8	1:20.767	11		87.24
2	49	SR	Michael SCHRYVER		Chevron B6	1:21.576	7	0.809	86.37
3	4	SR	James SCHRYVER		Chevron B8	1:21.782	11	1.015	86.15
4	77	GT3	Sean WALKER		Lotus Elan 26R	1:23.838	7	3.071	84.04
5	62	GT3	Martin STRETTON		Lotus 26R	1:23.936	8	3.169	83.94
6	16	GT4	Phillip NELSON		Marcos 1800GT	1:24.007	11	3.240	83.87
7	72	GT5	Jamie BOOT		TVR Griffith 400	1:25.016	11	4.249	82.88
8	43	SR	David BECKETT		Nerus	1:25.129	11	4.362	82.77
9	9	SR	Andrew WILLIS		Brabham BT5	1:25.584	7	4.817	82.33
10	75	GT4	Allen TICE		Marcos 1800GT	1:25.656	11	4.889	82.26
11	70	GT7	Les ELY		Jaguar E-Type	1:26.608	9	5.841	81.35
12	26	GT3	Danny WRIGHT		Lotus Elan 26R	1:27.150	8	6.383	80.85
13	5	GT7	Michael MOORE		Jaguar E-Type	1:27.693	7	6.926	80.35
14	65	GT4	Peter THOMPSON		Marcos 1800GT	1:27.728	11	6.961	80.32
15	38	GT4	Peter DUNN		Marcos 1800GT	1:29.302	6	8.535	78.90
16	29	SR	Lord DRAYSON		Chevron B8	1:29.702	7	8.935	78.55
17	11	SR	Andy SHEPHERD		Lotus 23C	1:29.984	8	9.217	78.30
18	88	GT4	Stephen MINOPRIO		Marcos 1800GT	1:30.318	10	9.551	78.01
19	73	GT2	Chris CLARKSON		Austin Healey 3000	1:30.361	11	9.594	77.97
20	47	GT3	Georges HUBER		Lotus Elan 26R	1:30.467	9	9.700	77.88
21	48	GT4	Mark ASHWORTH		TVR Grantura 1800s	1:31.703	10	10.936	76.83
22	87	GT3	AI FLEMING		Lotus Elan 26R	1:32.044	10	11.277	76.55
23	1	GT6	Simon ASHWORTH		MGB	1:33.072	10	12.305	75.70
24	30	SR	Jim CHAPMAN		Ginetta G16	1:34.497	9	13.730	74.56
25	6	G12	David BETTS		Ford Shelby Mustang	1:35.363	8	14.596	73.88
26	3	GT2	Andrew SHARP		Aston Martin DB2	1:35.821	10	15.054	73.53
27	2	SR	Stuart TIZZARD		Lenham Spider	1:35.855	6	15.088	73.51
28	59	G12	Malcolm VEREY		Sunbeam Tiger	1:36.033	7	15.266	73.37
29	21	GT6	Robert BARRIE		Porsche 911	1:36.425	9	15.658	73.07
30	90	GT5	Ted WILLIAMS		Corvette Stingray	1:36.480	8	15.713	73.03
31	55	GT2	Paul CASTALDINI		Jaguar E-Type S1	1:37.221	7	16.454	72.47
32	28	GT2	Michael ASHLEY-BRO		Lotus Elite	1:39.528	7	18.761	70.79
33	81	GT2	John HILBERY		Lotus Elite	1:41.490	10	20.723	69.42
34	24	GT2	Steven FARRALL		Tunex Diva GT	1:42.192	6	21.425	68.95
35	94	GT2	John LEVETT-PRINSE		Austin Healey 3000 MkII	1:43.322	8	22.555	68.19
36	45	SR	Tony BAILEY		OSCA MT42AD	1:46.416	8	25.649	66.21
37	96	GT6	Dick GRAINGER		Porsche 911	1:53.245	8	32.478	62.22

CARS 8, 26, 49 AND 75 MUST FIT TRANSPONDERS PLEASE, Car 8 - 1st Reserve.

Weather/Track - Cloudy/Dry

These results are provisional until the conclusion of any judicial and technical matters.

Donington Park

Circuit Length = 1.9573 miles.

Start: 10:44 End: 10:59

Clerk of Course:	Stewards:	Timekeeper:
------------------	-----------	-------------

HSCC - Donington - 2 April 2006 - Classic Sports Cars LAP ANALYSIS

1	Simon ASHWORTH	MGB	
1 -	4:18.103	6 - 1:33.133	
2 -	1:40.829	7 - 1:33.072	
3 -	1:35.061	8 - 1:41.014	
4 -	1:34.323	9 - 1:45.980	
5 -	1:35.024	10 - 1:43.132	
2	Stuart TIZZARD	Lenham Spider	
1 -	4:34.270P	6 - 1:45.618P	
2 -	3:35.823		
3 -	1:40.172		
4 -	1:39.012		
5 -	1:35.855		
3	Andrew SHARP	Aston Martin DB2	
1 -	4:32.344	6 - 1:36.148	
2 -	1:45.957	7 - 1:37.897	
3 -	1:40.149	8 - 1:46.391	
4 -	1:36.478	9 - 1:48.149	
5 -	1:35.821	10 - 1:39.065	
4	James SCHRYVER	Chevron B8	
1 -	4:36.020	6 - 1:22.002	11 - 1:31.608
2 -	1:33.582	7 - 1:21.782	
3 -	1:29.158	8 - 1:25.865	
4 -	1:23.296	9 - 1:37.970	
5 -	1:27.819	10 - 1:38.518	
5	Michael MOORE	Jaguar E-Type	
1 -	4:18.533	6 - 1:27.693	
2 -	1:38.631	7 - 1:34.436P	
3 -	1:32.618		
4 -	1:29.678		
5 -	1:34.588		
6	David BETTS	Ford Shelby Mustang	
1 -	4:23.668	6 - 1:35.363	
2 -	1:44.464	7 - 1:38.663	
3 -	1:38.975	8 - 2:01.407P	
4 -	1:35.547		
5 -	1:37.007		
8	Simon HADFIELD	Elva MK8	
1 -	4:50.511	6 - 1:20.767	11 - 1:28.647
2 -	1:27.455	7 - 1:21.769	
3 -	1:25.143	8 - 1:24.235	
4 -	1:22.039	9 - 1:36.804	
5 -	1:24.508	10 - 1:35.874	

HSCC - Donington - 2 April 2006 - Classic Sports Cars LAP ANALYSIS

(contd.)

9	Andrew WILLIS	Brabham BT5
1 -	4:40.039	6 - 1:25.584
2 -	1:39.282	7 - 1:26.537
3 -	1:35.897	
4 -	1:29.965	
5 -	1:31.373	
11	Andy SHEPHERD	Lotus 23C
1 -	4:05.222	6 - 1:33.494
2 -	1:37.016	7 - 1:38.010
3 -	1:31.513	8 - 1:58.609P
4 -	1:29.984	
5 -	3:10.269	
16	Phillip NELSON	Marcos 1800GT
1 -	4:27.844	6 - 1:24.007 11 - 1:36.899
2 -	1:34.809	7 - 1:26.789
3 -	1:28.737	8 - 1:42.340
4 -	1:26.659	9 - 1:46.581
5 -	1:24.744	10 - 1:45.886
21	Robert BARRIE	Porsche 911
1 -	4:41.917	6 - 1:39.102
2 -	1:45.275	7 - 1:38.595
3 -	1:39.176	8 - 1:52.172P
4 -	1:38.934	9 - 3:46.164
5 -	1:36.425	
24	Steven FARRALL	Tunex Diva GT
1 -	4:39.048	6 - 1:45.339
2 -	1:55.333	
3 -	1:49.025	
4 -	1:42.192	
5 -	1:42.929	
26	Danny WRIGHT	Lotus Elan 26R
1 -	4:18.784	6 - 1:27.552
2 -	1:38.806	7 - 1:27.150
3 -	1:33.630	8 - 1:42.593P
4 -	1:28.994	
5 -	1:35.837	
28	Michael ASHLEY-BRO	Lotus Elite
1 -	4:28.325	6 - 1:43.615
2 -	1:48.295	7 - 1:54.565P
3 -	1:46.728	
4 -	1:46.252	
5 -	1:39.528	

HSCC - Donington - 2 April 2006 - Classic Sports Cars LAP ANALYSIS

(contd.)

29	Lord DRAYSON	Chevron B8
1 - 4:47.992	6 - 1:29.702	
2 - 1:55.677	7 - 1:38.556P	
3 - 1:32.253		
4 - 1:34.885		
5 - 1:30.290		
30	Jim CHAPMAN	Ginetta G16
1 - 4:48.928	6 - 1:36.326	
2 - 1:50.693P	7 - 1:42.608	
3 - 3:22.773	8 - 1:38.417	
4 - 1:34.526	9 - 1:38.707	
5 - 1:34.497		
38	Peter DUNN	Marcos 1800GT
1 - 6:36.255	6 - 1:37.830P	
2 - 1:36.172		
3 - 1:31.559		
4 - 1:29.344		
5 - 1:29.302		
43	David BECKETT	Nerus
1 - 4:07.624	6 - 1:27.159	11 - 1:29.302
2 - 1:39.979	7 - 1:28.526	
3 - 1:31.331	8 - 1:27.981	
4 - 1:27.039	9 - 1:37.633	
5 - 1:25.129	10 - 1:38.622	
45	Tony BAILEY	OSCA MT42AD
1 - 4:07.309	6 - 1:51.798	
2 - 2:04.506	7 - 1:57.487	
3 - 1:49.921	8 - 1:55.270	
4 - 3:38.844		
5 - 1:46.416		
47	Georges HUBER	Lotus Elan 26R
1 - 4:26.755	6 - 1:32.758	
2 - 1:42.015	7 - 1:52.522	
3 - 1:34.319	8 - 1:51.061	
4 - 3:04.868	9 - 1:48.867	
5 - 1:30.467		
48	Mark ASHWORTH	TVR Grantura 1800s
1 - 4:29.892	6 - 1:31.703	
2 - 1:37.793	7 - 1:32.100	
3 - 1:36.311	8 - 1:42.005	
4 - 1:39.693	9 - 1:49.708	
5 - 1:34.634	10 - 1:42.888	

HSCC - Donington - 2 April 2006 - Classic Sports Cars LAP ANALYSIS

(contd.)

49	Michael SCHRYVER	Chevron B6
1 -	4:52.451	6 - 1:49.040
2 -	1:28.253	7 - 1:38.597P
3 -	1:23.498	
4 -	1:21.576	
5 -	1:41.204	
55	Paul CASTALDINI	Jaguar E-Type S1
1 -	4:36.645	6 - 1:39.165
2 -	1:48.828	7 - 2:00.401P
3 -	1:39.379	
4 -	1:38.787	
5 -	1:37.221	
59	Malcolm VEREY	Sunbeam Tiger
1 -	4:17.143	6 - 1:38.045
2 -	1:47.924	7 - 1:49.993P
3 -	1:40.974	
4 -	1:36.033	
5 -	1:36.088	
62	Martin STRETTON	Lotus 26R
1 -	4:41.540	6 - 1:23.936
2 -	1:31.556	7 - 1:32.037P
3 -	1:28.429	8 - 3:15.414P
4 -	1:23.982	
5 -	1:48.550	
65	Peter THOMPSON	Marcos 1800GT
1 -	4:13.739	6 - 1:27.728 11 - 1:37.020
2 -	1:37.019	7 - 1:30.201
3 -	1:31.804	8 - 1:36.170
4 -	1:30.770	9 - 1:50.075
5 -	1:29.313	10 - 1:42.309
70	Les ELY	Jaguar E-Type
1 -	4:11.118	6 - 1:26.925
2 -	1:39.233	7 - 1:29.527
3 -	1:29.481	8 - 1:32.853
4 -	1:27.695	9 - 1:50.222P
5 -	1:26.608	
72	Jamie BOOT	TVR Griffith 400
1 -	4:39.835	6 - 1:25.493 11 - 1:33.208
2 -	1:32.973	7 - 1:25.016
3 -	1:30.415	8 - 1:31.710
4 -	1:27.030	9 - 1:45.070
5 -	1:29.447	10 - 1:37.712

CARS 8, 26, 49 AND 75 MUST FIT TRANSPONDERS PLEASE, Car 4 - 1st Reserve.
Weather/Track - Cloudy/Dry

HSCC - Donington - 2 April 2006 - Classic Sports Cars

LAP ANALYSIS

(contd.)

73	Chris CLARKSON	Austin Healey 3000
1 -	4:13.465	6 - 1:30.477 11 - 1:37.539
2 -	1:41.253	7 - 1:30.361
3 -	1:37.059	8 - 1:38.055
4 -	1:32.271	9 - 1:44.610
5 -	1:32.876	10 - 1:44.259
75	Allen TICE	Marcos 1800GT
1 -	4:19.795	6 - 1:25.656 11 - 1:30.763
2 -	1:39.615	7 - 1:25.934
3 -	1:32.562	8 - 1:32.635
4 -	1:27.844	9 - 1:47.218
5 -	1:28.662	10 - 1:39.684
77	Sean WALKER	Lotus Elan 26R
1 -	4:07.242	6 - 1:32.954P
2 -	1:28.080	7 - 2:30.429P
3 -	1:23.838	
4 -	1:25.351	
5 -	1:25.474	
81	John HILBERY	Lotus Elite
1 -	4:26.583	6 - 1:42.951
2 -	1:48.978	7 - 1:46.934
3 -	1:46.674	8 - 1:49.968
4 -	1:44.831	9 - 1:47.864
5 -	1:41.490	10 - 1:44.882
87	AI FLEMING	Lotus Elan 26R
1 -	4:12.743	6 - 1:32.044
2 -	1:41.692	7 - 1:34.363
3 -	1:37.411	8 - 1:47.824
4 -	1:35.336	9 - 1:50.772
5 -	1:34.180	10 - 1:45.448
88	Stephen MINOPRIO	Marcos 1800GT
1 -	4:47.580	6 - 1:30.318
2 -	1:49.349	7 - 1:33.453
3 -	1:38.056	8 - 1:43.094
4 -	1:37.623	9 - 1:40.802
5 -	1:34.899	10 - 1:35.205
90	Ted WILLIAMS	Corvette Stingray
1 -	4:08.617	6 - 1:36.480
2 -	1:49.324P	7 - 1:43.265
3 -	2:14.356	8 - 1:59.153P
4 -	1:40.142	
5 -	1:38.083	

CARS 8, 26, 49 AND 75 MUST FIT TRANSPONDERS PLEASE, Car 4 - 1st Reserve.
Weather/Track - Cloudy/Dry

HSCC - Donington - 2 April 2006 - Classic Sports Cars LAP ANALYSIS

(contd.)

94	John LEVETT-PRINSE	Austin Healey 3000 MkII
1 - 4:17.694	6 - 1:50.454	
2 - 1:50.152	7 - 1:49.267	
3 - 1:45.164	8 - 2:02.403P	
4 - 1:43.761		
5 - 1:43.322		
96	Dick GRAINGER	Porsche 911
1 - 4:45.551	6 - 2:00.450	
2 - 2:02.151	7 - 2:13.521	
3 - 1:58.091	8 - 2:15.195P	
4 - 1:59.548		
5 - 1:53.245		

HSCC - Donington - 2 April 2006 - Classic Sports Cars

GRID - Race 5

ROW 18	1:46.416	45	BAILEY	1:53.245	96	GRAINGER
ROW 17	1:42.192	24	FARRALL	1:43.322	94	LEVETT-PRINSE
ROW 16	1:39.528	28	ASHLEY-BRO	1:41.490	81	HILBERY
ROW 15	1:36.480	90	WILLIAMS	1:37.221	55	CASTALDINI
ROW 14	1:36.033	59	VEREY	1:36.425	21	BARRIE
ROW 13	1:35.821	3	SHARP	1:35.855	2	TIZZARD
ROW 12	1:34.497	30	CHAPMAN	1:35.363	6	BETTS
ROW 11	1:32.044	87	FLEMING	1:33.072	1	ASHWORTH
ROW 10	1:30.467	47	HUBER	1:31.703	48	ASHWORTH
ROW 9	1:30.318	88	MINOPRIO	1:30.361	73	CLARKSON
ROW 8	1:29.702	29	DRAYSON	1:29.984	11	SHEPHERD
ROW 7	1:27.728	65	THOMPSON	1:29.302	38	DUNN
ROW 6	1:27.150	26	WRIGHT	1:27.693	5	MOORE
ROW 5	1:25.656	75	TICE	1:26.608	70	ELY
ROW 4	1:25.129	43	BECKETT	1:25.584	9	WILLIS
ROW 3	1:24.007	16	NELSON	1:25.016	72	BOOT
ROW 2	1:23.838	77	WALKER	1:23.936	62	STRETTON
ROW 1	1:21.576	49	SCHRYVER	1:21.782	4	SCHRYVER

POLE

CARS 8, 26, 49 AND 75 MUST FIT TRANSPONDERS PLEASE, Car 8 - 1st Reserve.
Weather/Track - Cloudy/Dry
These results are provisional until the conclusion of any judicial and technical matters.

Donington Park
 Circuit Length = 1.9573 miles.
 Start: 10:44 End: 10:59

Clerk of Course:	Stewards:	Timekeeper:
------------------	-----------	-------------

HSCC - Donington - 2 April 2006 - Classic Sports Cars

RACE RESULT - Race 5 - Amended

POS	NO	CL	NAME	NAT	ENTRY	TIME	LAPS	GAP	MPH	BEST
1	49	SRD	Michael SCHRYVER		Chevron B6	16:07.065	11		80.03	1:23.520
2	4	SRD	James SCHRYVER		Chevron B8	16:22.281	11	15.216	78.79	1:23.949
3	8	SRC	Simon HADFIELD		Elva MK8	16:41.280	11	34.215	77.29	1:24.403
4	43	SRD	David BECKETT		Nerus	16:45.599	11	38.534	76.96	1:26.223
5	77	GT3	Sean WALKER		Lotus Elan 26R	16:46.360	11	39.295	76.90	1:27.128
6	16	GT4	Phillip NELSON		Marcos 1800GT	16:47.208	11	40.143	76.84	1:27.055
7	72	GT5	Jamie BOOT		TVR Griffith 400	16:52.481	11	45.416	76.44	1:26.422
8	75	GT4	Allen TICE		Marcos 1800GT	16:54.044	11	46.979	76.32	1:26.617
9	26	GT3	Danny WRIGHT		Lotus Elan 26R	16:54.591	11	47.526	76.28	1:26.412
10	29	SRD	Lord DRAYSON		Chevron B8	17:20.330	11	1:13.265	74.39	1:28.275
11	2	SRD	Stuart TIZZARD		Lenham Spider	17:20.330	11	1:13.265	74.39	1:26.855
12	70	GT7	Les ELY		Jaguar E-Type	17:32.691	11	1:25.626	73.52	1:32.750
13	38	GT4	Peter DUNN		Marcos 1800GT	16:08.918	10	1 LAP	72.60	1:29.936
14	65	GT4	Peter THOMPSON		Marcos 1800GT	16:17.714	10	1 LAP	71.95	1:33.469
15	73	GT2	Chris CLARKSON		Austin Healey 3000	16:19.327	10	1 LAP	71.83	1:33.610
16	30	SRD	Jim CHAPMAN		Ginetta G16	16:33.044	10	1 LAP	70.84	1:32.635
17	11	SRB	Andy SHEPHERD		Lotus 23C	16:33.445	10	1 LAP	70.81	1:31.451
18	5	GT7	Michael MOORE		Jaguar E-Type	16:40.039	10	1 LAP	70.34	1:34.080
19	88	GT4	Stephen MINOPRIO		Marcos 1800GT	16:41.200	10	1 LAP	70.26	1:34.243
20	87	GT3	AI FLEMING		Lotus Elan 26R	16:41.746	10	1 LAP	70.22	1:34.191
21	3	GT2	Andrew SHARP		Aston Martin DB2	16:41.906	10	1 LAP	70.21	1:34.134
22	1	GT6	Simon ASHWORTH		MGB	16:43.748	10	1 LAP	70.08	1:34.666
23	48	GT4	Mark ASHWORTH		TVR Grantura 1800s	16:43.878	10	1 LAP	70.07	1:35.252
24	90	GT5	Ted WILLIAMS		Corvette Stingray	16:51.219	10	1 LAP	69.57	1:36.018
25	21	GT6	Robert BARRIE		Porsche 911	17:07.995	10	1 LAP	68.43	1:37.230
26	59	G12	Malcolm VEREY		Sunbeam Tiger	17:20.090	10	1 LAP	67.64	1:35.658
27	9	SRB	Andrew WILLIS		Brabham BT5	17:21.654	10	1 LAP	67.53	1:36.205
28	28	GT2	Michael ASHLEY-BRO		Lotus Elite	17:41.086	10	1 LAP	66.30	1:40.888
29	45	SRA	Tony BAILEY		OSCA MT42AD	16:33.395	9	2 LAPS	63.72	1:40.401
30	81	GT2	John HILBERY		Lotus Elite	16:41.489	9	2 LAPS	63.21	1:44.556
31	94	GT2	John LEVETT-PRINSE		Austin Healey 3000 MkII	16:44.019	9	2 LAPS	63.05	1:44.501
32	24	GT2	Steven FARRALL		Tunex Diva GT	17:40.560	9	2 LAPS	59.69	1:48.731
33	96	GT6	Dick GRAINGER		Porsche 911	18:03.203	9	2 LAPS	58.44	1:49.092

NOT CLASSIFIED

6	G12	David BETTS	Ford Shelby Mustang	7:13.880	4	D.N.F.	64.70	1:41.142
47	GT3	Georges HUBER	Lotus Elan 26R	11:39.180	3	D.N.F.	30.07	

FASTEST LAP

49	SRD	Michael SCHRYVER	Chevron B6	1:23.520	9	84.36mph	135.77kph
8	SRC	Simon HADFIELD	Elva MK8	1:24.403	10	83.48mph	134.35kph
26	GT3	Danny WRIGHT	Lotus Elan 26R	1:26.412	11	81.54mph	131.23kph
72	GT5	Jamie BOOT	TVR Griffith 400	1:26.422	11	81.53mph	131.21kph
75	GT4	Allen TICE	Marcos 1800GT	1:26.617	8	81.35mph	130.92kph
11	SRB	Andy SHEPHERD	Lotus 23C	1:31.451	9	77.05mph	123.99kph
70	GT7	Les ELY	Jaguar E-Type	1:32.750	8	75.97mph	122.26kph
73	GT2	Chris CLARKSON	Austin Healey 3000	1:33.610	7	75.27mph	121.13kph
1	GT6	Simon ASHWORTH	MGB	1:34.666	10	74.43mph	119.78kph
59	G12	Malcolm VEREY	Sunbeam Tiger	1:35.658	7	73.66mph	118.54kph
45	SRA	Tony BAILEY	OSCA MT42AD	1:40.401	9	70.18mph	112.94kph

Donington Park
Circuit Length = 1.9573 miles.
Start: 16:01 End: 16:16

Weather/Track - Cloudy/Dry

These results are provisional until the conclusion of any judicial and technical matters.

Clerk of Course:	Stewards:	Timekeeper:
------------------	-----------	-------------

HSCC - Donington - 2 April 2006 - Classic Sports Cars

LAP CHART

Lap 1			Lap 2			Lap 3			Lap 4			Lap 5		
No	Behind	Laptime	No	Behind	Laptime	No	Behind	Laptime	No	Behind	Laptime	No	Behind	Laptime
49		1:40.110	49		1:33.646	49		1:30.569	49		1:29.162	49		1:26.186
4	0.362	1:40.472	4	0.463	1:33.747	4	0.692	1:30.798	4	0.380	1:28.850	4	0.559	1:26.365
77	1.343	1:41.453	43	3.372	1:35.389	43	5.863	1:33.060	77	9.798	1:32.323	81	1 LAP	1:48.082
43	1.629	1:41.739	77	4.561	1:36.864	77	6.637	1:32.645	43	11.240	1:34.539	94	1 LAP	1:49.744
16	3.565	1:43.675	16	6.653	1:36.734	16	11.466	1:35.382	72	14.737	1:31.971	96	1 LAP	1:49.092
72	4.483	1:44.593	72	8.082	1:37.245	72	11.928	1:34.415	16	14.915	1:32.611	77	13.914	1:30.302
26	5.103	1:45.213	26	8.747	1:37.290	75	12.453	1:33.846	75	15.306	1:32.015	43	16.364	1:31.310
75	5.358	1:45.468	75	9.176	1:37.464	26	13.203	1:35.025	24	1 LAP	1:58.447	72	17.627	1:29.076
70	5.808	1:45.918	70	9.603	1:37.441	70	13.836	1:34.802	26	15.659	1:31.618	16	18.836	1:30.107
65	9.339	1:49.449	38	11.993	1:36.054	8	19.532	1:33.881	8	19.176	1:28.806	75	19.358	1:30.238
38	9.585	1:49.695	8	16.220	1:37.337	2	25.340	1:38.341	70	19.944	1:35.270	26	20.012	1:30.539
5	11.034	1:51.144	65	17.232	1:41.539	65	26.969	1:40.306	2	31.571	1:35.393	8	20.253	1:27.263
2	10.998	1:51.108	2	17.568	1:40.216	29	27.265	1:36.817	29	31.711	1:33.608	70	28.432	1:34.674
8	12.529	1:52.639	5	21.032	1:43.644	38	29.524	1:48.100	38	34.331	1:33.969	29	39.587	1:34.062
29	13.077	1:53.187	29	21.017	1:41.586	73	31.510	1:39.737	65	36.749	1:38.942	2	39.657	1:34.272
48	13.470	1:53.580	48	22.039	1:42.215	5	33.724	1:43.261	73	38.898	1:36.550	38	40.295	1:32.150
73	14.153	1:54.263	73	22.342	1:41.835	48	34.819	1:43.349	5	43.873	1:39.311	24	1 LAP	1:53.974
88	14.656	1:54.766	88	23.165	1:42.155	88	35.919	1:43.323	11	44.308	1:37.050	65	46.167	1:35.604
1	15.815	1:55.925	1	25.229	1:43.060	3	36.062	1:40.959	30	44.798	1:37.122	73	47.344	1:34.632
3	16.805	1:56.915	3	25.672	1:42.513	11	36.420	1:39.700	88	45.486	1:38.729	5	56.576	1:38.889
87	17.873	1:57.983	87	26.837	1:42.610	30	36.838	1:39.536	48	46.173	1:40.516	30	56.919	1:38.307
90	18.660	1:58.770	11	27.289	1:41.866	1	37.700	1:43.040	3	46.717	1:39.817	11	57.188	1:39.066
11	19.069	1:59.179	30	27.871	1:41.041	87	38.240	1:41.972	87	47.357	1:38.279	88	58.197	1:38.897
30	20.476	2:00.586	90	29.457	1:44.443	90	40.527	1:41.639	1	48.250	1:39.712	3	59.538	1:39.007
6	21.892	2:02.002	21	34.108	1:45.732	21	45.992	1:42.453	90	50.962	1:39.597	48	59.668	1:39.681
21	22.022	2:02.132	6	36.428	1:48.182	6	48.413	1:42.554	21	59.040	1:42.210	1	59.929	1:37.865
28	26.149	2:06.259	28	38.737	1:46.234	28	54.529	1:46.361	6	1:00.393	1:41.142	87	1:00.446	1:39.275
47	27.646	2:07.756P	9	41.738	1:45.183	9	55.231	1:44.062	9	1:04.947	1:38.878	90	1:02.846	1:38.070
45	27.101	2:07.211	45	43.361	1:49.906	59	1 LAP	1:43.614	59	1 LAP	1:41.896	21	1:13.151	1:40.297
81	29.975	2:10.085	59	1 LAP	3:57.271	45	1:01.244	1:48.452	28	1:10.391	1:45.024	9	1:16.673	1:37.912
9	30.201	2:10.311	81	49.674	1:53.345	47	1 LAP	3:41.776P	45	1:20.368	1:48.286	59	1 LAP	1:38.263
96	31.006	2:11.116	94	51.093	1:52.856	94	1:11.466	1:50.942						
94	31.883	2:11.993	96	51.412	1:54.052	81	1:11.991	1:52.886						
24	48.336	2:28.446	24	1:16.690	2:02.000	96	1:12.831	1:51.988						

HSCC - Donington - 2 April 2006 - Classic Sports Cars

LAP CHART

(contd.)

Lap 6			Lap 7			Lap 8			Lap 9			Lap 10		
No	Behind	Laptime	No	Behind	Laptime	No	Behind	Laptime	No	Behind	Laptime	No	Behind	Laptime
49		1:23.959	49		1:24.245	49		1:25.273	49		1:23.520	49		1:25.311
4	0.549	1:23.949	4	0.474	1:24.170	30	1 LAP	1:38.603	4	8.212	1:29.665	65	1 LAP	1:33.988
28	1 LAP	1:43.478	9	1 LAP	1:37.543	88	1 LAP	1:38.652	30	1 LAP	1:34.386	73	1 LAP	1:34.450
45	1 LAP	1:48.601	21	1 LAP	1:41.409	4	2.067	1:26.866	11	1 LAP	1:36.498	45	2 LAPS	1:53.519P
77	21.602	1:31.647	59	2 LAPS	1:38.438	87	1 LAP	1:37.947	5	1 LAP	1:38.298	81	2 LAPS	1:46.388
43	22.768	1:30.363	28	1 LAP	1:44.250	3	1 LAP	1:39.990	88	1 LAP	1:36.348	94	2 LAPS	1:46.711
16	24.422	1:29.545	77	26.132	1:28.775	1	1 LAP	1:38.633	87	1 LAP	1:35.257	4	13.911	1:31.010
72	25.072	1:31.404	43	27.109	1:28.586	48	1 LAP	1:39.607	3	1 LAP	1:34.820	11	1 LAP	1:31.451
75	28.587	1:33.188	16	27.451	1:27.274	90	1 LAP	1:38.973	1	1 LAP	1:35.963	30	1 LAP	1:32.635
8	28.868	1:32.574	72	29.971	1:29.144	24	2 LAPS	1:52.500	48	1 LAP	1:35.798	5	1 LAP	1:34.080
26	29.734	1:33.681	8	30.533	1:25.910	9	1 LAP	1:36.205	90	1 LAP	1:36.018	88	1 LAP	1:34.243
81	1 LAP	1:50.903	26	33.207	1:27.718	21	1 LAP	1:38.009	96	2 LAPS	2:05.040	87	1 LAP	1:34.191
94	1 LAP	1:51.143	75	33.534	1:29.192	59	2 LAPS	1:35.658	21	1 LAP	1:37.873	3	1 LAP	1:34.134
96	1 LAP	1:51.271	45	1 LAP	1:49.556	77	28.944	1:28.085	8	33.992	1:27.216	48	1 LAP	1:35.252
70	39.259	1:34.786	70	49.343	1:34.329	43	29.566	1:27.730	77	35.007	1:29.583	1	1 LAP	1:36.038
2	46.311	1:30.613	2	52.925	1:30.859	16	29.936	1:27.758	43	35.412	1:29.366	90	1 LAP	1:36.362
38	46.748	1:30.412	38	54.232	1:31.729	8	30.296	1:25.036	16	36.014	1:29.598	8	33.084	1:24.403
29	47.478	1:31.850	81	1 LAP	1:47.192	72	32.401	1:27.703	72	38.360	1:29.479	77	36.824	1:27.128
65	57.339	1:35.131	29	55.714	1:32.481	75	34.878	1:26.617	75	38.903	1:27.545	43	37.395	1:27.294
73	59.567	1:36.182	94	1 LAP	1:47.458	26	36.452	1:28.518	59	2 LAPS	1:43.107	16	37.758	1:27.055
5	1:11.015	1:38.398	65	1:06.563	1:33.469	28	1 LAP	1:44.912	26	41.622	1:28.690	72	44.078	1:31.029
30	1:11.135	1:38.175	96	1 LAP	1:57.481	70	56.820	1:32.750	24	2 LAPS	1:52.661	75	45.412	1:31.820
88	1:12.144	1:37.906	73	1:08.932	1:33.610	2	57.213	1:29.561	9	1 LAP	1:56.218	26	46.198	1:29.887
11	1:12.777	1:39.548	47	4 LAPS	5:49.648P	38	58.895	1:29.936	28	1 LAP	1:41.252	21	1 LAP	1:40.650
3	1:12.998	1:37.419	5	1:24.140	1:37.370	29	1:00.705	1:30.264	2	1:04.665	1:30.972	59	2 LAPS	1:36.846
24	1 LAP	1:54.476	11	1:24.230	1:35.698	45	1 LAP	1:47.463	29	1:06.237	1:29.052	9	1 LAP	1:38.931
87	1:14.215	1:37.728				81	1 LAP	1:44.556	38	1:06.463	1:31.088	96	2 LAPS	2:08.286
48	1:14.275	1:38.566				94	1 LAP	1:44.501	70	1:06.957	1:33.657	24	2 LAPS	1:48.731
1	1:14.816	1:38.846				65	1:15.633	1:34.343				29	1:10.074	1:29.148
90	1:16.105	1:37.218				73	1:17.586	1:33.927				2	1:11.494	1:32.140
												70	1:15.437	1:33.791
												28	1 LAP	1:42.428

HSCC - Donington - 2 April 2006 - Classic Sports Cars LAP CHART

(contd.)

Lap 11			Lap 12			Lap 13			Lap 14			Lap 15		
No	Behind	Laptime	No	Behind	Laptime	No	Behind	Laptime	No	Behind	Laptime	No	Behind	Laptime
49		1:25.084												
38	1 LAP	1:45.785P												
65	1 LAP	1:34.943												
73	1 LAP	1:34.141												
4	15.216	1:26.389												
30	1 LAP	1:32.653												
45	2 LAPS	1:40.401												
11	1 LAP	1:33.389												
5	1 LAP	1:35.644												
88	1 LAP	1:36.181												
8	34.215	1:26.215												
81	2 LAPS	1:48.052												
87	1 LAP	1:36.504												
3	1 LAP	1:36.332												
1	1 LAP	1:34.666												
48	1 LAP	1:35.314												
94	2 LAPS	1:48.671												
43	38.534	1:26.223												
77	39.295	1:27.555												
16	40.143	1:27.469												
90	1 LAP	1:40.129												
72	45.416	1:26.422												
75	46.979	1:26.651												
26	47.526	1:26.412												
21	1 LAP	1:37.230												
59	2 LAPS	1:44.997												
29	1:13.265	1:28.275												
2	1:13.265	1:26.855												
9	1 LAP	1:36.411												
70	1:25.626	1:35.273												
24	2 LAPS	1:49.325												
28	1 LAP	1:40.888												
96	2 LAPS	2:14.877												

HSCC - Donington - 2 April 2006 - Classic Racing Cars QUALIFYING - Race 6

POS	NO	CL	NAME	NAT	ENTRY	TIME	LAPS	GAP	MPH
1	1	E2	Matthew WATTS		Brabham BT16	1:21.119	10		86.86
2	59	E2	Ian JONES		Lotus 59	1:21.702	12	0.583	86.24
3	47	E4	John MOULDS		Brabham BT23	1:22.601	9	1.482	85.30
4	87	F	Nelson ROWE		Crossle 20 F	1:22.975	11	1.856	84.92
5	57	F	David WILD		Lola T200	1:25.074	11	3.955	82.82
6	85	F	C. LILLINGSTON-PRICE		Merlyn Mk11	1:25.444	8	4.325	82.46
7	22	E4	Ian GRAY		Brabham BT30	1:25.592	9	4.473	82.32
8	52	E4	John MONSON		Crossle 19F	1:26.133	10	5.014	81.80
9	56	C	Cliff GIDDENS		Brabham BT16	1:28.273	9	7.154	79.82
10	20	F	Henry SCOTT		Lola T200	1:28.287	8	7.168	79.81
11	25	E2	John COUNSELL		Brabham BT18	1:28.479	9	7.360	79.63
12	78	F	Neil FENDER		Jamun T2	1:28.617	10	7.498	79.51
13	46	F	Mike BROMLEY		Merlyn Mk11A	1:28.680	9	7.561	79.45
14	30	E2	Richard KENDLE		Brabham BT21B	1:29.204	11	8.085	78.99
15	84	E2	Roger BEVAN		Brabham BT21A	1:29.877	8	8.758	78.39
16	66	F	Greg THORNTON		Titan Mk4	1:29.917	11	8.798	78.36
17	3	F	Chris ATKINSON		Merlyn Mk20	1:30.092	11	8.973	78.21
18	8	C	Rodger NEWMAN		Brabham BT14	1:31.754	10	10.635	76.79
19	71	F	Alan HICKS		Lotus 61	1:32.940	10	11.821	75.81
20	31	C	Brian ASHBY		Emeryson Formula 1	1:33.269	11	12.150	75.54
21	45	E2	Ronnie HAINES		Cooper T82	1:33.418	9	12.299	75.42
22	92	E4	David COPLOWE		McLaren M4A	1:33.678	5	12.559	75.21
23	89	E2	John HUTCHISON		Crossle 14F	1:34.805	10	13.686	74.32
24	99	F	Jack UTLEY		Merlyn Mk 20	1:35.884	10	14.765	73.48
25	10	F	John TIMONEY		Huron FP1	1:36.673	6	15.554	72.88
26	88	B	Paul DAVIS		Lotus 20	1:38.551	10	17.432	71.49
27	73	E2	John RAND		Palliser WDB2	1:40.175	6	19.056	70.34
28	16	D	Nigel MILLER		Brabham BT21	1:40.244	9	19.125	70.29
29	81	D	Stephen WILKINSON		Brabham BT21	1:40.938	9	19.819	69.80
30	27	D	Peter WILLIAMS		Brabham BT15	1:43.591	9	22.472	68.02
31	60	C	David CROWTHER		Brabham BT18	1:50.703	8	29.584	63.65
32	21	E2	Neil BOWMAN		Macon MR6	6:33.821	1	5:12.702	17.89

CARS 25,45 AND 84 MUST FIT TRANSPONDERS PLEASE

Weather/Track - Cloudy/Dry

These results are provisional until the conclusion of any judicial and technical matters.

Donington Park

Circuit Length = 1.9573 miles.

Start: 11:06 End: 11:21

Clerk of Course:	Stewards:	Timekeeper:
------------------	-----------	-------------

HSCC - Donington - 2 April 2006 - Classic Racing Cars LAP ANALYSIS

1	Matthew WATTS	Brabham BT16	
1 -	5:55.250	6 - 1:23.171	
2 -	1:26.329	7 - 1:23.201	
3 -	1:23.510	8 - 1:21.119	
4 -	1:25.173	9 - 1:23.078	
5 -	1:22.365	10 - 1:45.499P	
3	Chris ATKINSON	Merlyn Mk20	
1 -	6:05.649	6 - 1:32.935	11 - 1:33.255
2 -	1:39.260	7 - 1:30.092	
3 -	1:30.735	8 - 1:31.916	
4 -	1:31.303	9 - 1:40.986	
5 -	1:30.594	10 - 1:39.264	
8	Rodger NEWMAN	Brabham BT14	
1 -	6:28.535	6 - 1:35.664	
2 -	1:52.664	7 - 1:31.754	
3 -	1:36.612	8 - 1:41.443	
4 -	1:32.996	9 - 1:50.789	
5 -	1:35.160	10 - 1:44.260	
10	John TIMONEY	Huron FP1	
1 -	X:00.000	6 - 1:39.750	
2 -	1:42.880		
3 -	1:36.673		
4 -	1:44.831		
5 -	1:47.742		
16	Nigel MILLER	Brabham BT21	
1 -	6:27.608	6 - 1:43.338	
2 -	1:55.952	7 - 1:47.310	
3 -	1:40.244	8 - 1:58.457	
4 -	1:44.728	9 - 2:00.858	
5 -	1:42.863		
20	Henry SCOTT	Lola T200	
1 -	6:17.509	6 - 1:37.651	
2 -	1:41.181	7 - 1:40.415	
3 -	1:33.437	8 - 1:42.086P	
4 -	1:30.262		
5 -	1:28.287		
21	Neil BOWMAN	Macon MR6	
1 -	6:33.821		

HSCC - Donington - 2 April 2006 - Classic Racing Cars LAP ANALYSIS

(contd.)

22	Ian GRAY	Brabham BT30
1 - 5:58.243	6 - 1:29.697	
2 - 1:35.646	7 - 1:32.187	
3 - 1:30.789	8 - 1:25.592	
4 - 1:26.297	9 - 1:40.027P	
5 - 1:25.926		
25	John COUNSELL	Brabham BT18
1 - 6:08.684	6 - 1:31.365	
2 - 1:35.616	7 - 1:30.502	
3 - 1:29.361	8 - 1:28.479	
4 - 1:31.540	9 - 1:45.446P	
5 - 1:31.611		
27	Peter WILLIAMS	Brabham BT15
1 - 6:32.030	6 - 1:43.790	
2 - 2:00.356	7 - 1:43.921	
3 - 1:47.944	8 - 1:49.910	
4 - 1:43.591	9 - 1:50.553	
5 - 1:45.550		
30	Richard KENDLE	Brabham BT21B
1 - 5:58.791	6 - 1:29.610	11 - 1:40.366
2 - 1:36.792	7 - 1:29.204	
3 - 1:32.822	8 - 1:29.724	
4 - 1:32.565	9 - 1:40.084	
5 - 1:31.680	10 - 1:46.762	
31	Brian ASHBY	Emeryson Formula 1
1 - 6:02.410	6 - 1:35.997	11 - 1:40.886
2 - 1:38.615	7 - 1:34.490	
3 - 1:33.852	8 - 1:36.026	
4 - 1:36.837	9 - 1:46.038	
5 - 1:33.269	10 - 1:44.911	
45	Ronnie HAINES	Cooper T82
1 - 6:05.768	6 - 1:42.880	
2 - 1:47.339	7 - 1:47.529	
3 - 3:18.871	8 - 1:55.668	
4 - 1:33.418	9 - 1:43.285	
5 - 1:41.155		
46	Mike BROMLEY	Merlyn Mk11A
1 - 6:34.368	6 - 1:34.166	
2 - 1:41.970	7 - 1:32.070	
3 - 1:30.191	8 - 1:41.225	
4 - 1:30.699	9 - 2:07.943P	
5 - 1:28.680		

CARS 25,45 AND 84 MUST FIT TRANSPONDERS PLEASE
Weather/Track - Cloudy/Dry

HSCC - Donington - 2 April 2006 - Classic Racing Cars LAP ANALYSIS

(contd.)

47	John MOULDS	Brabham BT23	
1 -	6:14.734	6 - 1:24.400	
2 -	1:38.283	7 - 1:27.831	
3 -	1:26.182	8 - 1:22.601	
4 -	1:26.649	9 - 1:44.725P	
5 -	1:25.381		
52	John MONSON	Crossle 19F	
1 -	6:18.412	6 - 1:28.933	
2 -	3:13.132	7 - 1:29.970	
3 -	1:28.745	8 - 1:43.612	
4 -	1:26.133	9 - 1:40.933	
5 -	1:29.190	10 - 1:33.500	
56	Cliff GIDDENS	Brabham BT16	
1 -	6:16.303	6 - 1:30.745	
2 -	1:41.153	7 - 1:31.195	
3 -	1:38.693	8 - 1:35.432	
4 -	1:32.643	9 - 1:47.577P	
5 -	1:28.273		
57	David WILD	Lola T200	
1 -	6:22.943	6 - 1:27.857	11 - 1:33.823
2 -	1:35.288	7 - 1:27.956	
3 -	1:31.267	8 - 1:38.506	
4 -	1:27.212	9 - 1:40.334	
5 -	1:25.074	10 - 1:39.236	
59	Ian JONES	Lotus 59	
1 -	5:55.219	6 - 1:24.313	11 - 1:34.194
2 -	1:30.648	7 - 1:22.746	12 - 1:29.003
3 -	1:22.823	8 - 1:21.750	
4 -	1:22.609	9 - 1:24.225	
5 -	1:21.702	10 - 1:39.100	
60	David CROWTHER	Brabham BT18	
1 -	6:39.980	6 - 1:52.777	
2 -	2:03.161	7 - 1:57.499	
3 -	1:53.299	8 - 2:31.792P	
4 -	1:50.703		
5 -	1:52.721		
66	Greg THORNTON	Titan Mk4	
1 -	6:00.129	6 - 1:31.444	11 - 1:31.979
2 -	1:39.751	7 - 1:29.917	
3 -	1:31.343	8 - 1:37.712	
4 -	1:32.268	9 - 1:53.904	
5 -	1:30.303	10 - 1:44.299	

HSCC - Donington - 2 April 2006 - Classic Racing Cars LAP ANALYSIS

(contd.)

71	Alan HICKS	Lotus 61
1 -	6:11.037	6 - 1:42.894
2 -	1:45.015	7 - 1:42.070
3 -	1:36.924	8 - 1:46.323
4 -	1:36.397	9 - 2:06.115
5 -	1:32.940	10 - 1:45.685
73	John RAND	Palliser WDB2
1 -	6:32.281	6 - 1:40.556
2 -	1:52.549	
3 -	1:41.543	
4 -	1:40.175	
5 -	1:41.388	
78	Neil FENDER	Jamun T2
1 -	6:18.746	6 - 1:35.899
2 -	1:40.377	7 - 1:34.690
3 -	1:33.989	8 - 1:33.051
4 -	1:31.123	9 - 1:47.822P
5 -	1:28.617	10 - 2:48.248
81	Stephen WILKINSON	Brabham BT21
1 -	6:09.478	6 - 2:10.229
2 -	1:48.532	7 - 1:42.089
3 -	1:43.586	8 - 1:51.580
4 -	1:40.938	9 - 2:04.884
5 -	1:47.677P	
82	Paul DRAYSON	Lotus 24
1 -	X:00.000P	
84	Roger BEVAN	Brabham BT21A
1 -	6:32.458	6 - 1:31.924
2 -	1:46.010	7 - 1:29.877
3 -	1:36.980	8 - 1:40.984P
4 -	1:33.697	
5 -	1:33.012	
85	C. LILLINGSTON-PRICE	Merlyn Mk11
1 -	6:22.417	6 - 1:30.409
2 -	3:07.501	7 - 1:31.252
3 -	1:28.780	8 - 1:46.806P
4 -	1:25.444	
5 -	1:30.648	

HSCC - Donington - 2 April 2006 - Classic Racing Cars LAP ANALYSIS

(contd.)

87	Nelson ROWE	Crossle 20 F
1 - 6:02.239	6 - 1:26.478	11 - 2:38.342
2 - 1:28.976	7 - 1:26.818	
3 - 1:23.338	8 - 1:23.354	
4 - 1:25.553	9 - 1:28.106	
5 - 1:22.975	10 - 1:39.809P	
88	Paul DAVIS	Lotus 20
1 - 6:16.218	6 - 1:38.551	
2 - 1:42.472	7 - 1:38.593	
3 - 1:47.709	8 - 1:48.491	
4 - 2:23.669	9 - 1:45.192	
5 - 1:42.560	10 - 1:41.293	
89	John HUTCHISON	Crossle 14F
1 - 6:22.557	6 - 1:37.271	
2 - 1:42.355	7 - 1:34.805	
3 - 1:37.164	8 - 1:38.985	
4 - 1:38.888	9 - 1:45.977	
5 - 1:37.829	10 - 1:39.911	
92	David COPLOWE	McLaren M4A
1 - X:00.000		
2 - 1:54.166		
3 - 1:33.678		
4 - 1:38.910		
5 - 1:52.562		
99	Jack UTLEY	Merlyn Mk 20
1 - 6:07.185	6 - 1:39.570	
2 - 1:50.306	7 - 1:35.884	
3 - 1:43.173	8 - 1:42.820	
4 - 1:42.782	9 - 1:50.962	
5 - 1:41.580	10 - 1:44.264	

HSCC - Donington - 2 April 2006 - Classic Racing Cars

GRID - Race 6

ROW 16		1:50.703		6:33.821
		60	CROWTHER	21 BOWMAN
ROW 15	1:40.938		1:43.591	
	81	WILKINSON	27	WILLIAMS
ROW 14		1:40.175		1:40.244
		73	RAND	16 MILLER
ROW 13	1:36.673		1:38.551	
	10	TIMONEY	88	DAVIS
ROW 12		1:34.805		1:35.884
		89	HUTCHISON	99 UTLEY
ROW 11	1:33.418		1:33.678	
	45	HAINES	92	COPLOWE
ROW 10		1:32.940		1:33.269
		71	HICKS	31 ASHBY
ROW 9	1:30.092		1:31.754	
	3	ATKINSON	8	NEWMAN
ROW 8		1:29.877		1:29.917
		84	BEVAN	66 THORNTON
ROW 7	1:28.680		1:29.204	
	46	BROMLEY	30	KENDLE
ROW 6		1:28.479		1:28.617
		25	COUNSELL	78 FENDER
ROW 5	1:28.273		1:28.287	
	56	GIDDENS	20	SCOTT
ROW 4		1:25.592		1:26.133
		22	GRAY	52 MONSON
ROW 3	1:25.074		1:25.444	
	57	WILD	85	C. LILLINGSTON-PRICE
ROW 2		1:22.601		1:22.975
		47	MOULDS	87 ROWE
ROW 1	1:21.119		1:21.702	
	1	WATTS	59	JONES
		POLE		

CARS 25,45 AND 84 MUST FIT TRANSPONDERS PLEASE

Weather/Track - Cloudy/Dry

These results are provisional until the conclusion of any judicial and technical matters.

Donington Park

Circuit Length = 1.9573 miles.

Start: 11:06 End: 11:21

Clerk of Course:

Stewards:

Timekeeper:

HSCC - Donington - 2 April 2006 - Classic Racing Cars

RACE RESULT - Race 6

POS	NO	CL	NAME	NAT	ENTRY	TIME	LAPS	GAP	MPH	BEST
1	1	E2	Matthew WATTS		Brabham BT16	12:13.151	9		86.34	1:17.785
2	47	E4	John MOULDS		Brabham BT23	12:23.074	9	9.923	85.19	1:19.164
3	59	E2	Ian JONES		Lotus 59	12:42.097	9	28.946	83.06	1:19.174
4	87	F	Nelson ROWE		Crossle 20 F	12:44.370	9	31.219	82.82	1:21.834
5	22	E4	Ian GRAY		Brabham BT30	12:52.397	9	39.246	81.95	1:22.085
6	30	E2	Richard KENDLE		Brabham BT21B	12:54.070	9	40.919	81.78	1:21.331
7	52	E4	John MONSON		Crossle 19F	13:09.421	9	56.270	80.19	1:22.977
8	57	F	David WILD		Lola T200	13:09.611	9	56.460	80.17	1:24.097
9	92	E4	David COPLOWE		McLaren M4A	13:19.066	9	1:05.915	79.22	1:23.489
10	85	F	C. LILLINGSTON-PRICE		Merlyn Mk11	13:32.428	9	1:19.277	77.92	1:25.980
11	82	C	Paul DRAYSON		Merlyn Mk20	13:47.970	9	1:34.819	76.45	1:26.364
12	10	F	John TIMONEY		Huron FP1	13:50.327	9	1:37.176	76.24	1:27.328
13	3	F	Chris ATKINSON		Merlyn Mk20	13:54.466	9	1:41.315	75.86	1:28.184
14	20	F	Henry SCOTT		Lola T200	12:16.363	8	1 LAP	76.40	1:27.635
15	46	F	Mike BROMLEY		Merlyn Mk11A	12:24.758	8	1 LAP	75.53	1:28.736
16	25	E2	John COUNSELL		Brabham BT18	12:29.250	8	1 LAP	75.08	1:27.167
17	45	E2	Ronnie HAINES		Cooper T82	12:33.612	8	1 LAP	74.65	1:29.329
18	56	C	Cliff GIDDENS		Brabham BT16	12:34.158	8	1 LAP	74.59	1:27.173
19	8	C	Rodger NEWMAN		Brabham BT14	13:00.043	8	1 LAP	72.12	1:32.994
20	31	C	Brian ASHBY		Emeryson Formula 1	13:02.276	8	1 LAP	71.91	1:33.788
21	88	B	Paul DAVIS		Lotus 20	13:03.518	8	1 LAP	71.80	1:33.240
22	99	F	Jack UTLEY		Merlyn Mk 20	13:05.026	8	1 LAP	71.66	1:33.349
23	81	D	Stephen WILKINSON		Brabham BT21	13:53.953	8	1 LAP	67.46	1:38.918

NOT CLASSIFIED

16	D	Nigel MILLER	Brabham BT21	9:59.790	6	D.N.F.	70.30	1:36.281
66	F	Greg THORNTON	Titan Mk4	5:56.964	4	D.N.F.	78.64	1:26.231

FASTEST LAP

1	E2	Matthew WATTS	Brabham BT16	1:17.785	2	90.58mph	145.78kph
47	E4	John MOULDS	Brabham BT23	1:19.164	4	89.00mph	143.24kph
87	F	Nelson ROWE	Crossle 20 F	1:21.834	3	86.10mph	138.57kph
82	C	Paul DRAYSON	Merlyn Mk20	1:26.364	3	81.58mph	131.30kph
88	B	Paul DAVIS	Lotus 20	1:33.240	4	75.57mph	121.62kph
16	D	Nigel MILLER	Brabham BT21	1:36.281	3	73.18mph	117.77kph

Weather/Track - Cloudy/Dry

These results are provisional until the conclusion of any judicial and technical matters.

Donington Park
Circuit Length = 1.9573 miles.
Start: 16:44 End: 16:56

Clerk of Course:	Stewards:	Timekeeper:
------------------	-----------	-------------

HSCC - Donington - 2 April 2006 - Classic Racing Cars LAP CHART

Lap 1			Lap 2			Lap 3			Lap 4			Lap 5		
No	Behind	Laptime	No	Behind	Laptime	No	Behind	Laptime	No	Behind	Laptime	No	Behind	Laptime
1		1:22.216	1		1:17.785	1		1:17.944	1		1:18.029	59		1:20.385
59	0.606	1:22.822	59	3.104	1:20.283	59	4.538	1:19.378	59	5.683	1:19.174	1	0.954	1:27.022
47	1.274	1:23.490	47	3.749	1:20.260	47	5.534	1:19.729	47	6.669	1:19.164	47	1.196	1:20.595
87	3.904	1:26.120	87	8.202	1:22.083	87	12.092	1:21.834	87	16.146	1:22.083	81	1 LAP	1:41.105
22	5.225	1:27.441	22	10.808	1:23.368	22	17.271	1:24.407	22	22.340	1:23.098	87	11.973	1:21.895
57	6.709	1:28.925	52	13.392	1:23.133	52	18.425	1:22.977	52	23.408	1:23.012	30	18.914	1:21.331
52	8.044	1:30.260	57	14.220	1:25.296	30	18.867	1:22.019	30	23.651	1:22.813	22	19.258	1:22.986
30	8.526	1:30.742	30	14.792	1:24.051	57	21.164	1:24.888	57	27.557	1:24.422	52	20.353	1:23.013
85	9.230	1:31.446	85	18.587	1:27.142	85	27.046	1:26.403	85	35.355	1:26.338	57	25.586	1:24.097
56	12.229	1:34.445	92	22.029	1:26.375	92	30.891	1:26.806	92	37.455	1:24.593	92	34.876	1:23.489
20	13.112	1:35.328	56	23.881	1:29.437	66	32.788	1:26.382	66	40.990	1:26.231	85	35.267	1:25.980
92	13.439	1:35.655	66	24.350	1:28.255	56	33.399	1:27.462	56	43.946	1:28.576	56	45.051	1:27.173
66	13.880	1:36.096	20	24.651	1:29.324	20	34.342	1:27.635	20	45.201	1:28.888	82	47.144	1:27.439
46	15.415	1:37.631	82	27.419	1:28.071	82	35.839	1:26.364	82	45.773	1:27.963	20	48.013	1:28.880
3	15.843	1:38.059	46	28.176	1:30.546	46	38.968	1:28.736	25	50.768	1:28.563	25	51.867	1:27.167
82	17.133	1:39.349	3	28.499	1:30.441	3	39.281	1:28.726	3	51.068	1:29.816	3	53.184	1:28.184
8	17.863	1:40.079	45	29.888	1:29.484	25	40.234	1:27.810	46	52.330	1:31.391	10	53.871	1:27.328
45	18.189	1:40.405	25	30.368	1:29.378	10	40.874	1:28.196	10	52.611	1:29.766	46	56.724	1:30.462
25	18.775	1:40.991	10	30.622	1:29.467	45	41.867	1:29.923	45	53.167	1:29.329	45	57.209	1:30.110
10	18.940	1:41.156	8	33.703	1:33.625	8	50.382	1:34.623	8	1:05.347	1:32.994	8	1:14.430	1:35.151
31	22.046	1:44.262	31	39.391	1:35.130	31	56.239	1:34.792	31	1:11.998	1:33.788	31	1:20.104	1:34.174
88	24.260	1:46.476	88	41.941	1:35.466	88	58.606	1:34.609	88	1:13.817	1:33.240			
99	25.340	1:47.556	99	43.589	1:36.034	99	58.994	1:33.349	99	1:14.709	1:33.744			
16	25.588	1:47.804	16	45.006	1:37.203	16	1:03.343	1:36.281	16	1:22.471	1:37.157			
81	27.464	1:49.680	81	49.697	1:40.018	81	1:14.003	1:42.250						

HSCC - Donington - 2 April 2006 - Classic Racing Cars

LAP CHART

(contd.)

Lap 6			Lap 7			Lap 8			Lap 9			Lap 10		
No	Behind	Laptime	No	Behind	Laptime	No	Behind	Laptime	No	Behind	Laptime	No	Behind	Laptime
59		1:20.500	59		1:20.284	59		1:20.948	1		1:29.236			
1	0.283	1:19.829	1	0.625	1:20.626	46	1 LAP	1:33.722	20	1 LAP	1:49.117			
88	1 LAP	1:33.326	47	2.181	1:20.806	1	0.141	1:20.464	47	9.923	1:36.157			
47	1.659	1:20.963	8	1 LAP	1:35.760	47	3.143	1:21.910	46	1 LAP	1:40.883			
99	1 LAP	1:33.879	31	1 LAP	1:35.893	25	1 LAP	1:29.735	25	1 LAP	1:37.920			
87	13.897	1:22.424	88	1 LAP	1:35.214	87	21.262	1:26.115	45	1 LAP	1:50.100			
16	1 LAP	1:41.315	99	1 LAP	1:34.222	8	1 LAP	1:34.954	56	1 LAP	2:10.586			
22	25.934	1:27.176	87	16.095	1:22.482	31	1 LAP	1:35.760	59	28.946	1:58.323			
30	26.213	1:27.799	30	27.551	1:21.622	22	30.470	1:23.683	87	31.219	1:39.334			
52	26.937	1:27.084	22	27.735	1:22.085	30	30.852	1:24.249	22	39.246	1:38.153			
57	30.413	1:25.327	52	29.831	1:23.178	88	1 LAP	1:36.325	30	40.919	1:39.444			
81	1 LAP	1:42.885	57	35.186	1:25.057	99	1 LAP	1:37.447	8	1 LAP	1:52.857			
92	39.246	1:24.870	16	1 LAP	1:40.030	52	40.633	1:31.750	31	1 LAP	1:48.477			
85	42.063	1:27.296	92	44.539	1:25.577	57	42.293	1:28.055	88	1 LAP	1:48.862			
56	52.238	1:27.687	85	50.140	1:28.361	92	50.643	1:27.052	99	1 LAP	1:48.795			
82	55.098	1:28.454	81	1 LAP	1:38.918	85	1:03.260	1:34.068	52	56.270	1:45.014			
20	55.283	1:27.770	56	1:00.746	1:28.792	81	1 LAP	1:43.270	57	56.460	1:43.544			
10	1:02.116	1:28.745	82	1:02.325	1:27.511	82	1:15.592	1:34.215	92	1:05.915	1:44.649			
3	1:02.700	1:30.016	20	1:04.420	1:29.421	10	1:23.640	1:34.451	85	1:19.277	1:45.394			
45	1:06.549	1:29.840	10	1:10.137	1:28.305	3	1:26.419	1:35.587	82	1:34.819	1:48.604			
46	1:07.611	1:31.387	3	1:11.780	1:29.364				10	1:37.176	1:42.913			
25	1:19.053	1:47.686	45	1:20.686	1:34.421				81	1 LAP	1:55.827			
									3	1:41.315	1:44.273			

HSCC - Donington - 2 April 2006 - Historic Road Sports

QUALIFYING - Race 7 - Amended

POS	NO	CL	NAME	NAT	ENTRY	TIME	LAPS	GAP	MPH
1	18	A	Laurence BAILEY		TVR Griffith	1:25.362	11		82.54
2	42	C	Malcolm SANDERS		Lotus Elan S3	1:29.090	9	3.728	79.09
3	89	A	James O'MAHONY		Chevrolet Camaro	1:29.176	10	3.814	79.01
4	1	C	Andy SHEPHERD		Lotus Seven S2	1:29.312	10	3.950	78.89
5	76	A	Tony HOWARD		Morgan Plus 8	1:29.417	11	4.055	78.80
6	25	C	David RANDALL		Ginetta G4	1:29.472	10	4.110	78.75
7	52	B	Justin MURPHY		Milano GT Mk1	1:29.709	11	4.347	78.54
8	73	B	Tony HILL		AC Ace Ford	1:29.827	11	4.465	78.44
9	27	B	Chris BURBURY		Triumph TR5	1:30.035	11	4.673	78.26
10	55	A	Hugo DIXON		Chevrolet Camaro	1:30.890	10	5.528	77.52
11	2	D	Robert BARRIE		Porsche 911	1:30.938	10	5.576	77.48
12	3	A	Martin EDRIDGE		Ford Mustang	1:31.475	10	6.113	77.03
13	20	B	Rory BELL		Triumph TR5	1:32.019	10	6.657	76.57
14	74	A	Robin BATT		Jaguar E-Type	1:32.364	10	7.002	76.28
15	72	E	Jim GATHERCOLE		MG Midget	1:32.615	10	7.253	76.08
16	17	A	Adam SIMMONDS		Ford Mustang	1:33.200	10	7.838	75.60
17	22	C	John FITZGERALD		Lotus Elan S1	1:33.258	10	7.896	75.55
18	7	E	Brian ARCULUS		Lotus Elite	1:33.379	10	8.017	75.45
19	59	A	Malcolm VEREY		Sunbeam Tiger	1:33.821	9	8.459	75.10
20	71	E	Dick COFFEY		Turner Mk1	1:34.431	6	9.069	74.61
21	66	B	Mark HOBLE		Morgan Plus 4	1:35.302	9	9.940	73.93
22	68	C	Oliver PHILLIPS		Lotus 7 S2	1:35.920	9	10.558	73.46
23	86	C	John WARD		TVR Vixen S2	1:36.248	10	10.886	73.21
24	12	A	Allan JONES		Jaguar E-Type S1	1:36.740	5	11.378	72.83
25	31	B	James OWEN		Triumph TR5	1:36.792	10	11.430	72.79
26	44	B	David KIRBY		Triumph TR6	1:38.966	10	13.604	71.19
27	94	B	John LEVETT-PRINSEP		Austin Healey 3000 MkII	1:40.980	10	15.618	69.77
28	30	F	Tim BURRETT		Lancia Aurelia B20	1:43.084	10	17.722	68.35
29	96	D	Dick GRAINGER		Porsche 911	1:45.389	9	20.027	66.86
30	19	F	Chris GAWNE		Lancia Aurelia B20 GT	1:49.168	9	23.806	64.54
31	63	B	Colin SHARP		Triumph TR4A	1:55.877	2	30.515	60.80
32	35	B	David THREADINGHAM		Morgan Plus 4	2:27.406	7	1:02.044	47.80

CARS 1, 30, 35, 42, 44, 86 MUST FIT TRANSPONDERS PLEASE

Weather/Track - Cloudy/Dry

These results are provisional until the conclusion of any judicial and technical matters.

Donington Park

Circuit Length = 1.9573 miles.

Start: 11:31 End: 11:46

Clerk of Course:	Stewards:	Timekeeper:

HSCC - Donington - 2 April 2006 - Historic Road Sports LAP ANALYSIS

1	Andy SHEPHERD	Lotus Seven S2	
1 -	7:09.824	6 - 1:33.203	
2 -	1:53.495	7 - 1:36.517	
3 -	1:42.618	8 - 1:34.380	
4 -	1:38.522	9 - 1:30.393	
5 -	1:38.406	10 - 1:29.312	
2	Robert BARRIE	Porsche 911	
1 -	6:59.768	6 - 1:33.591	
2 -	1:54.906	7 - 1:33.129	
3 -	1:44.945	8 - 1:32.731	
4 -	1:41.269	9 - 1:30.938	
5 -	1:35.704	10 - 1:40.726P	
3	Martin EDRIDGE	Ford Mustang	
1 -	6:47.638	6 - 1:33.734	
2 -	1:53.401	7 - 1:32.673	
3 -	1:47.275	8 - 1:31.475	
4 -	1:36.458	9 - 1:34.294	
5 -	1:34.885	10 - 1:33.073	
7	Brian ARCULUS	Lotus Elite	
1 -	7:08.065	6 - 1:36.763	
2 -	1:54.754	7 - 1:37.860	
3 -	1:45.947	8 - 1:36.215	
4 -	1:37.454	9 - 1:34.374	
5 -	1:38.470	10 - 1:33.379	
12	Allan JONES	Jaguar E-Type S1	
1 -	6:45.164		
2 -	1:53.127		
3 -	1:46.750		
4 -	1:36.740		
5 -	1:41.906P		
17	Adam SIMMONDS	Ford Mustang	
1 -	7:06.875	6 - 1:36.596	
2 -	1:54.402	7 - 1:36.443	
3 -	1:39.933	8 - 1:47.924	
4 -	1:41.126	9 - 1:34.197	
5 -	1:36.537	10 - 1:33.200	
18	Laurence BAILEY	TVR Griffith	
1 -	6:40.365	6 - 1:28.392	11 - 1:37.225P
2 -	1:53.285	7 - 1:25.362	
3 -	1:38.878	8 - 1:26.176	
4 -	1:29.083	9 - 1:27.759	
5 -	1:26.198	10 - 1:28.487	

HSCC - Donington - 2 April 2006 - Historic Road Sports LAP ANALYSIS

(contd.)

19	Chris GAWNE	Lancia Aurelia B20 GT	
1 -	6:27.052	6 - 1:49.713	
2 -	2:05.443	7 - 1:49.168	
3 -	1:59.464	8 - 1:51.022	
4 -	1:56.084	9 - 1:49.723	
5 -	1:50.610		
20	Rory BELL	Triumph TR5	
1 -	6:53.705	6 - 1:35.652	
2 -	1:53.459	7 - 1:33.116	
3 -	1:45.076	8 - 1:33.241	
4 -	1:40.438	9 - 1:32.242	
5 -	1:35.865	10 - 1:32.019	
22	John FITZGERALD	Lotus Elan S1	
1 -	7:01.967	6 - 1:34.870	
2 -	1:55.363	7 - 1:33.258	
3 -	1:43.142	8 - 1:34.019	
4 -	1:38.158	9 - 1:33.428	
5 -	1:35.937	10 - 1:33.874	
25	David RANDALL	Ginetta G4	
1 -	7:05.148	6 - 1:31.747	
2 -	1:56.991	7 - 1:29.472	
3 -	1:41.234	8 - 1:29.733	
4 -	1:39.175	9 - 1:30.236	
5 -	1:33.584	10 - 1:30.065	
27	Chris BURBURY	Triumph TR5	
1 -	6:45.925	6 - 1:32.514	11 - 1:31.220
2 -	1:50.746	7 - 1:32.174	
3 -	1:39.998	8 - 1:30.086	
4 -	1:33.371	9 - 1:30.589	
5 -	1:30.035	10 - 1:33.282	
30	Tim BURRETT	Lancia Aurelia B20	
1 -	6:26.089	6 - 1:45.760	
2 -	1:55.397	7 - 1:45.750	
3 -	1:49.981	8 - 1:45.575	
4 -	1:45.864	9 - 1:43.084	
5 -	1:45.027	10 - 1:43.746	
31	James OWEN	Triumph TR5	
1 -	6:30.494	6 - 1:40.731	
2 -	2:00.246	7 - 1:41.703	
3 -	1:49.648	8 - 1:37.918	
4 -	1:46.330	9 - 1:37.831	
5 -	1:41.359	10 - 1:36.792	

HSCC - Donington - 2 April 2006 - Historic Road Sports LAP ANALYSIS

(contd.)

35	David THREADINGHAM	Morgan Plus 4	
1 -	6:42.122	6 - 2:33.935	
2 -	2:27.406	7 - 2:36.767P	
3 -	3:19.419P		
4 -	3:01.416		
5 -	2:31.130		
42	Malcolm SANDERS	Lotus Elan S3	
1 -	6:32.004	6 - 1:31.472	
2 -	1:49.582	7 - 1:29.090	
3 -	1:38.375	8 - 1:29.340	
4 -	1:31.406	9 - 1:32.753P	
5 -	1:30.575		
44	David KIRBY	Triumph TR6	
1 -	6:31.751	6 - 1:43.024	
2 -	2:01.380	7 - 1:45.197	
3 -	1:56.161	8 - 1:40.094	
4 -	1:44.946	9 - 1:42.800	
5 -	1:43.162	10 - 1:38.966	
52	Justin MURPHY	Milano GT Mk1	
1 -	6:51.404	6 - 1:31.542	11 - 1:29.793
2 -	1:50.631	7 - 1:31.057	
3 -	1:47.530	8 - 1:30.482	
4 -	1:38.815	9 - 1:29.709	
5 -	1:33.773	10 - 1:29.884	
55	Hugo DIXON	Chevrolet Camaro	
1 -	6:37.048	6 - 1:34.293	
2 -	1:52.582	7 - 1:30.960	
3 -	1:39.276	8 - 1:30.890	
4 -	1:34.338	9 - 1:31.122	
5 -	1:34.420	10 - 1:43.364P	
59	Malcolm VEREY	Sunbeam Tiger	
1 -	6:35.878	6 - 1:34.806	
2 -	2:05.173	7 - 1:34.138	
3 -	1:52.208	8 - 1:33.821	
4 -	1:39.990	9 - 1:55.457P	
5 -	1:39.580		
63	Colin SHARP	Triumph TR4A	
1 -	6:41.763		
2 -	1:55.877		

HSCC - Donington - 2 April 2006 - Historic Road Sports LAP ANALYSIS

(contd.)

66	Mark HOBLE	Morgan Plus 4	
1 -	6:58.325	6 - 1:39.370	
2 -	1:55.702	7 - 1:36.067	
3 -	3:30.942	8 - 1:35.814	
4 -	1:40.889	9 - 1:35.302	
5 -	1:36.362		
68	Oliver PHILLIPS	Lotus 7 S2	
1 -	6:28.852	6 - 1:50.684	
2 -	2:06.468	7 - 1:42.336	
3 -	1:59.694	8 - 1:39.377	
4 -	3:31.595	9 - 1:35.920	
5 -	1:40.249		
71	Dick COFFEY	Turner Mk1	
1 -	X:00.000	6 - 1:34.431	
2 -	1:41.666		
3 -	1:36.054		
4 -	1:39.320		
5 -	1:36.540		
72	Jim GATHERCOLE	MG Midget	
1 -	7:15.490	6 - 1:34.028	
2 -	1:54.214	7 - 1:36.554	
3 -	1:36.840	8 - 1:32.979	
4 -	1:36.396	9 - 1:32.615	
5 -	1:46.119	10 - 1:40.863P	
73	Tony HILL	AC Ace Ford	
1 -	6:20.798	6 - 1:33.478	11 - 1:34.444
2 -	1:50.806	7 - 1:29.827	
3 -	1:41.013	8 - 1:30.258	
4 -	1:35.960	9 - 1:30.584	
5 -	1:36.664	10 - 1:37.429	
74	Robin BATT	Jaguar E-Type	
1 -	6:54.422	6 - 1:35.507	
2 -	1:49.843	7 - 1:32.364	
3 -	1:47.212	8 - 1:32.611	
4 -	1:40.765	9 - 1:34.151	
5 -	1:34.136	10 - 1:33.186	
76	Tony HOWARD	Morgan Plus 8	
1 -	6:46.355	6 - 1:30.680	11 - 1:29.417
2 -	1:53.133	7 - 1:30.328	
3 -	1:46.770	8 - 1:32.507	
4 -	1:37.834	9 - 1:33.053	
5 -	1:33.413	10 - 1:31.979	

HSCC - Donington - 2 April 2006 - Historic Road Sports LAP ANALYSIS

(contd.)

86	John WARD	TVR Vixen S2
1 -	6:59.528	6 - 1:36.248
2 -	2:02.765	7 - 1:37.484
3 -	1:52.903	8 - 1:36.802
4 -	1:42.885	9 - 1:40.557
5 -	1:38.705	10 - 1:36.684
89	James O'MAHONY	Chevrolet Camaro
1 -	6:43.392	6 - 1:32.240
2 -	1:52.741	7 - 1:17.217
3 -	1:38.398	8 - 1:44.113
4 -	1:32.551	9 - 1:29.176
5 -	1:32.007	10 - 1:56.939P
94	John LEVETT-PRINSEP	Austin Healey 3000 MkII
1 -	6:33.633	6 - 1:43.875
2 -	2:02.009	7 - 1:43.197
3 -	1:51.791	8 - 1:42.217
4 -	1:44.689	9 - 1:45.106
5 -	1:44.204	10 - 1:40.980
96	Dick GRAINGER	Porsche 911
1 -	7:11.255	6 - 1:46.865
2 -	2:02.764	7 - 1:45.389
3 -	1:49.592	8 - 1:47.109
4 -	1:49.057	9 - 1:46.142
5 -	1:47.641	

HSCC - Donington - 2 April 2006 - Historic Road Sports

GRID - Race 7

ROW 16	1:55.877	2:27.406
	63 SHARP	35 THREADINGHAM
ROW 15	1:45.389	1:49.168
	96 GRAINGER	19 GAWNE
ROW 14	1:40.980	1:43.084
	94 LEVETT-PRINSEP	30 BURRETT
ROW 13	1:36.792	1:38.966
	31 OWEN	44 KIRBY
ROW 12	1:36.248	1:36.740
	86 WARD	12 JONES
ROW 11	1:35.302	1:35.920
	66 HOBLE	68 PHILLIPS
ROW 10	1:33.821	1:34.431
	59 VEREY	71 COFFEY
ROW 9	1:33.258	1:33.379
	22 FITZGERALD	7 ARCULUS
ROW 8	1:32.615	1:33.200
	72 GATHERCOLE	17 SIMMONDS
ROW 7	1:32.019	1:32.364
	20 BELL	74 BATT
ROW 6	1:30.938	1:31.475
	2 BARRIE	3 EDRIDGE
ROW 5	1:30.035	1:30.890
	27 BURBURY	55 DIXON
ROW 4	1:29.709	1:29.827
	52 MURPHY	73 HILL
ROW 3	1:29.417	1:29.472
	76 HOWARD	25 RANDALL
ROW 2	1:29.176	1:29.312
	89 O'MAHONY	1 SHEPHERD
ROW 1	1:25.362	1:29.090
	18 BAILEY	42 SANDERS

POLE

CARS 1, 30, 35, 42, 44, 86 MUST FIT TRANSPONDERS PLEASE

Weather/Track - Cloudy/Dry

These results are provisional until the conclusion of any judicial and technical matters.

Donington Park

Circuit Length = 1.9573 miles.

Start: 11:31 End: 11:46

Clerk of Course:

Stewards:

Timekeeper:

HSCC - Donington - 2 April 2006 - Historic Road Sports

RACE RESULT - Race 7

POS	NO	CL	NAME	NAT	ENTRY	TIME	LAPS	GAP	MPH	BEST
1	18	A	Laurence BAILEY		TVR Griffith	16:06.905	9		65.47	1:45.866
2	42	C	Malcolm SANDERS		Lotus Elan S3	16:20.823	9	13.918	64.54	1:46.363
3	1	C	Andy SHEPHERD		Lotus Seven S2	16:27.183	9	20.278	64.12	1:46.872
4	89	A	James O'MAHONY		Chevrolet Camaro	16:48.111	9	41.206	62.79	1:45.733
5	2	D	Robert BARRIE		Porsche 911	16:49.725	9	42.820	62.69	1:48.596
6	27	B	Chris BURBURY		Triumph TR5	16:53.698	9	46.793	62.44	1:48.285
7	72	E	Jim GATHERCOLE		MG Midget	17:00.887	9	53.982	62.01	1:48.592
8	76	A	Tony HOWARD		Morgan Plus 8	17:01.418	9	54.513	61.97	1:50.649
9	59	A	Malcolm VEREY		Sunbeam Tiger	17:10.337	9	1:03.432	61.44	1:51.282
10	17	A	Adam SIMMONDS		Ford Mustang	17:12.658	9	1:05.753	61.30	1:50.183
11	86	C	John WARD		TVR Vixen S2	17:15.734	9	1:08.829	61.12	1:50.759
12	3	A	Martin EDRIDGE		Ford Mustang	17:32.482	9	1:25.577	60.14	1:53.133
13	30	F	Tim BURRETT		Lancia Aurelia B20	17:38.754	9	1:31.849	59.79	1:53.340
14	31	B	James OWEN		Triumph TR5	17:40.417	9	1:33.512	59.69	1:53.553
15	71	E	Dick COFFEY		Turner Mk1	17:48.075	9	1:41.170	59.27	1:54.362
16	63	B	Colin SHARP		Triumph TR4A	17:54.893	9	1:47.988	58.89	1:50.980
17	35	B	David THREADINGHAM		Morgan Plus 4	16:08.484	8	1 LAP	58.08	1:56.634
18	19	F	Chris GAWNE		Lancia Aurelia B20 GT	16:23.853	8	1 LAP	57.18	1:59.465
19	94	B	John LEVETT-PRINSEP		Austin Healey 3000 MkII	16:25.463	8	1 LAP	57.08	1:57.876
20	66	B	Mark HOBLE		Morgan Plus 4	16:41.317	8	1 LAP	56.18	1:56.222
21	68	C	Oliver PHILLIPS		Lotus 7 S2	16:45.119	8	1 LAP	55.97	1:55.662
22	96	D	Dick GRAINGER		Porsche 911	16:47.081	8	1 LAP	55.86	1:58.734
23	44	B	David KIRBY		Triumph TR6	17:06.083	8	1 LAP	54.82	2:01.513

NOT CLASSIFIED

52	B	Justin MURPHY		Milano GT Mk1	14:41.224	8	D.N.F.	63.84	1:47.933
12	A	Allan JONES		Jaguar E-Type S1	15:28.255	8	D.N.F.	60.60	1:52.376
25	C	David RANDALL		Ginetta G4	14:16.147	7	D.N.F.	57.48	1:51.962
73	B	Tony HILL		AC Ace Ford	9:48.365	5	D.N.F.	59.69	1:49.881
7	E	Brian ARCULUS		Lotus Elite	4:09.320	2	D.N.F.	56.07	2:03.948
74	A	Robin BATT		Jaguar E-Type	4:31.699	2	D.N.F.	51.45	2:00.738
20	B	Rory BELL		Triumph TR5	4:49.239	2	D.N.F.	48.33	2:00.648

FASTEST LAP

89	A	James O'MAHONY		Chevrolet Camaro	1:45.733	4	66.64mph	107.25kph
42	C	Malcolm SANDERS		Lotus Elan S3	1:46.363	3	66.24mph	106.61kph
52	B	Justin MURPHY		Milano GT Mk1	1:47.933	3	65.28mph	105.06kph
72	E	Jim GATHERCOLE		MG Midget	1:48.592	3	64.88mph	104.42kph
2	D	Robert BARRIE		Porsche 911	1:48.596	3	64.88mph	104.42kph
30	F	Tim BURRETT		Lancia Aurelia B20	1:53.340	8	62.16mph	100.05kph

Weather/Track - Cloudy/Wet

These results are provisional until the conclusion of any judicial and technical matters.

Donington Park
Circuit Length = 1.9573 miles.
Start: 17:10 End: 17:25

Clerk of Course:	Stewards:	Timekeeper:
------------------	-----------	-------------

HSCC - Donington - 2 April 2006 - Historic Road Sports

LAP CHART

Lap 1			Lap 2			Lap 3			Lap 4			Lap 5		
No	Behind	Laptime	No	Behind	Laptime	No	Behind	Laptime	No	Behind	Laptime	No	Behind	Laptime
18		1:51.616	18		1:47.253	18		1:45.868	18		1:46.155	18		1:45.866
42	1.198	1:52.814	42	0.354	1:46.409	42	0.849	1:46.363	42	2.006	1:47.312	42	3.400	1:47.260
1	2.474	1:54.090	1	2.093	1:46.872	1	8.014	1:51.789	1	9.774	1:47.915	1	12.924	1:49.016
73	5.267	1:56.883	73	7.895	1:49.881	52	10.209	1:47.933	52	13.400	1:49.346	52	16.936	1:49.402
2	5.579	1:57.195	52	8.144	1:49.573	2	11.212	1:48.596	2	13.780	1:48.723	2	17.274	1:49.360
52	5.824	1:57.440	2	8.484	1:50.158	73	12.975	1:50.948	27	15.602	1:48.285	27	18.828	1:49.092
27	7.752	1:59.368	27	9.462	1:48.963	27	13.472	1:49.878	73	21.442	1:54.622	76	28.404	1:50.701
76	8.137	1:59.753	76	11.533	1:50.649	76	16.488	1:50.823	76	23.569	1:53.236	89	29.812	1:46.886
20	9.032	2:00.648	72	17.448	1:52.997	72	20.172	1:48.592	72	23.609	1:49.592	72	31.701	1:53.958
74	9.122	2:00.738	25	20.358	1:57.876	25	26.452	1:51.962	89	28.792	1:45.733	25	40.638	1:53.597
25	9.735	2:01.351	3	23.040	1:56.917	89	29.214	1:49.382	25	32.907	1:52.610	59	45.574	1:52.391
72	11.704	2:03.320	12	23.392	1:56.074	12	30.173	1:52.649	12	37.035	1:53.017	63	47.658	1:55.519
7	12.332	2:03.948	59	24.255	1:55.622	3	32.169	1:54.997	63	38.005	1:51.296	17	48.623	1:53.279
3	13.376	2:04.992	89	25.700	4:04.569	59	32.642	1:54.255	59	39.049	1:52.562	86	50.041	1:51.868
12	14.571	2:06.187	17	26.953	1:57.282	63	32.864	1:50.980	17	41.210	1:53.160	73	51.607	2:16.031P
86	15.370	2:06.986	63	27.752	1:54.877	17	34.205	1:53.120	86	44.039	1:54.394	12	53.430	2:02.261
59	15.886	2:07.502	86	27.980	1:59.863	86	35.800	1:53.688	3	47.729	2:01.715	3	58.175	1:56.312
17	16.924	2:08.540	7	30.451	2:05.372P	31	40.180	1:55.363	31	50.180	1:56.155	31	1:00.376	1:56.062
31	19.048	2:10.664	31	30.685	1:58.890	71	41.190	1:55.000	71	51.963	1:56.928	71	1:01.628	1:55.531
63	20.128	2:11.744	71	32.058	1:58.819	30	42.801	1:54.840	30	55.785	1:59.139	30	1:05.453	1:55.534
71	20.492	2:12.108	30	33.829	1:59.637	68	43.806	1:55.662	96	1:02.520	1:58.734	96	1:17.047	2:00.393
30	21.445	2:13.061	68	34.012	1:59.512	96	49.941	1:59.503	68	1:04.042	2:06.391	35	1:18.113	1:56.634
68	21.753	2:13.369	96	36.306	2:00.115	94	51.859	1:57.876	94	1:06.166	2:00.462	94	1:20.990	2:00.690
96	23.444	2:15.060	94	39.851	2:01.217	66	53.043	1:56.560	35	1:07.345	1:58.854	19	1:24.520	2:00.775
94	25.887	2:17.503	35	40.903	2:01.016	35	54.646	1:59.611	19	1:09.611	1:59.465	68	1:41.010	2:22.834
35	27.140	2:18.756	19	41.628	2:00.424	19	56.301	2:00.541	66	1:35.157	2:28.269			
19	28.457	2:20.073	66	42.351	1:56.222	44	1:20.066	2:05.122	44	1:35.482	2:01.571			
66	33.382	2:24.998	74	52.830	2:30.961P									
44	42.567	2:34.183	44	1:00.812	2:05.498									
			20	1:10.370	2:48.591P									

HSCC - Donington - 2 April 2006 - Historic Road Sports LAP CHART

(contd.)

Lap 6			Lap 7			Lap 8			Lap 9			Lap 10		
No	Behind	Laptime	No	Behind	Laptime	No	Behind	Laptime	No	Behind	Laptime	No	Behind	Laptime
18		1:47.089	18		1:47.726	18		1:48.176	18		1:47.156			
66	1 LAP	2:00.144	68	1 LAP	2:00.515	94	1 LAP	2:04.210	35	1 LAP	1:56.817			
44	1 LAP	2:01.513	42	7.977	1:50.100	19	1 LAP	2:01.721	42	13.918	1:51.643			
42	5.603	1:49.292	66	1 LAP	1:57.828	96	1 LAP	2:13.238	19	1 LAP	2:01.184			
1	16.237	1:50.402	1	17.065	1:48.554	42	9.431	1:49.630	94	1 LAP	2:03.254			
52	18.537	1:48.690	44	1 LAP	2:02.076	68	1 LAP	1:58.964	1	20.278	1:48.820			
2	18.946	1:48.761	52	20.231	1:49.420	1	18.614	1:49.725	66	1 LAP	1:58.973			
27	20.924	1:49.185	2	20.917	1:49.697	52	21.475	1:49.420	68	1 LAP	2:07.872			
89	33.547	1:50.824	27	21.691	1:48.493	66	1 LAP	1:58.323	96	1 LAP	2:19.511			
76	34.200	1:52.885	89	33.415	1:47.594	27	22.988	1:49.473	89	41.206	1:51.737			
72	35.100	1:50.488	76	39.094	1:52.620	44	1 LAP	2:05.361	2	42.820	1:50.800			
59	49.958	1:51.473	72	39.447	1:52.073	89	36.625	1:51.386	27	46.793	2:10.961			
25	52.192	1:58.643	59	55.593	1:53.361	2	39.176	2:06.435	72	53.982	1:57.741			
17	54.097	1:52.563	17	59.805	1:53.434	72	43.397	1:52.126	76	54.513	1:58.000			
86	55.714	1:52.762	86	1:01.177	1:53.189	76	43.669	1:52.751	44	1 LAP	2:10.759			
12	58.717	1:52.376	12	1:03.583	1:52.592	59	59.306	1:51.889	59	1:03.432	1:51.282			
63	59.599	1:59.030P	3	1:10.053	1:53.560	17	1:01.812	1:50.183	17	1:05.753	1:51.097			
3	1:04.219	1:53.133	31	1:17.488	1:54.873	86	1:03.760	1:50.759	86	1:08.829	1:52.225			
31	1:10.341	1:57.054	71	1:17.885	1:54.680	12	1:08.506	1:53.099	3	1:25.577	1:57.717			
71	1:10.931	1:56.392	30	1:19.427	1:54.330	3	1:15.016	1:53.139	30	1:31.849	1:54.414			
30	1:12.823	1:54.459	63	1:39.058	2:27.185	31	1:22.865	1:53.553	31	1:33.512	1:57.803			
35	1:30.141	1:59.117	35	1:40.094	1:57.679	71	1:24.071	1:54.362	71	1:41.170	2:04.255			
96	1:30.485	2:00.527	25	1:44.574	2:40.108P	30	1:24.591	1:53.340	63	1:47.988	1:53.213			
94	1:34.152	2:00.251				63	1:41.931	1:51.049						
19	1:37.101	1:59.670												

HSCC - Donington - 2 April 2006 - Classic Formula 3

QUALIFYING - Race 8

POS	NO	CL	NAME	NAT	ENTRY	TIME	LAPS	GAP	MPH
1	2	A	Neil DUNKEL		Argo JM3	1:14.984	10		93.97
2	1	A	Steve MAXTED		Argo JM6	1:15.953	11	0.969	92.77
3	14	A	Iain ROWLEY		March 793	1:16.363	8	1.379	92.27
4	6	A	Martyn PORTER		Chevron B43	1:16.731	12	1.747	91.83
5	40	A	Hugh PRICE		Chevron B38	1:18.207	11	3.223	90.09
6	63	A	Paul SMITH		Ralt RT1	1:19.209	11	4.225	88.95
7	46	A	Alan GOODMAN		March 793	1:19.214	9	4.230	88.95
8	5	A	Paul WYETH		March 793	1:19.252	9	4.268	88.91
9	43	C	Jan LANGDON		Reynard SF78	1:19.651	12	4.667	88.46
10	34	C	Dale SPRUCE		Reynard SF79	1:19.806	9	4.822	88.29
11	90	A	Alan PARKER		Chevron B38	1:19.965	9	4.981	88.11
12	37	A	Mike SIMPSON		Ralt RT1	1:20.711	11	5.727	87.30
13	60	C	Nigel GRANT		Delta T78	1:21.094	12	6.110	86.89
14	83	C	Jonathan LUCAS		Reynard SF79	1:21.492	12	6.508	86.46
15	54	C	Peter RICHARDS		Delta T79	1:21.955	10	6.971	85.97
16	22	A	Geoffrey HOODLESS		March 803	1:22.157	11	7.173	85.76
17	82	I	John BRADSHAW		Royale	1:22.975	11	7.991	84.92
18	74	C	Seamus DOYLE		Lola T580	1:24.606	10	9.622	83.28
19	29	A	Bryan SHAW		March 803	1:25.207	5	10.223	82.69
20	69	B	Albert CLEMENTS		Lotus 69	1:28.360	10	13.376	79.74
21	20	B	Vernon WILLIAMSON		Hesketh Dastle Mk9	1:28.754	11	13.770	79.39
22	64	C	Janet SHERRY		Royale RP27	1:31.240	4	16.256	77.22
23	84	B	Bob YARWOOD		Elden	1:33.736	9	18.752	75.17
24	76	A	David O'DWYER		March 793	1:34.613	10	19.629	74.47

CARS 2 AND 43 MUST FIT TRANSPONDERS PLEASE

Weather/Track - Cloudy/Dry

These results are provisional until the conclusion of any judicial and technical matters.

Donington Park

Circuit Length = 1.9573 miles.

Start: 11:54 End: 12:09

Clerk of Course:	Stewards:	Timekeeper:

HSCC - Donington - 2 April 2006 - Classic Formula 3 LAP ANALYSIS

1	Steve MAXTED	Argo JM6
1 -	5:55.125	6 - 2:49.922 11 - 1:48.366P
2 -	1:22.740	7 - 1:16.081
3 -	1:16.515	8 - 1:17.206
4 -	1:15.953	9 - 1:19.891
5 -	1:19.632P	10 - 1:18.332
2	Neil DUNKEL	Argo JM3
1 -	6:10.351	6 - 1:20.376P
2 -	1:24.134	7 - 2:48.557
3 -	1:17.672	8 - 1:14.984
4 -	1:15.729	9 - 1:42.204
5 -	1:16.227	10 - 1:33.429P
5	Paul WYETH	March 793
1 -	6:03.456	6 - 1:19.252
2 -	1:32.084	7 - 1:22.070
3 -	1:28.653	8 - 1:25.047
4 -	1:31.401P	9 - 1:20.400
5 -	2:41.849	
6	Martyn PORTER	Chevron B43
1 -	5:52.863	6 - 1:16.963 11 - 1:19.113
2 -	1:26.587	7 - 1:16.731 12 - 1:54.359P
3 -	1:19.567	8 - 1:18.063
4 -	1:17.310	9 - 1:17.814
5 -	1:17.268	10 - 1:21.397
14	Iain ROWLEY	March 793
1 -	6:10.467	6 - 1:17.043
2 -	1:34.735	7 - 1:16.363
3 -	1:23.589	8 - 1:23.353P
4 -	1:19.874	
5 -	1:19.288	
20	Vernon WILLIAMSON	Hesketh Dastle Mk9
1 -	5:56.499	6 - 1:28.754 11 - 1:42.596
2 -	1:36.789	7 - 1:30.233
3 -	1:33.780	8 - 1:32.063
4 -	1:31.471	9 - 1:30.063
5 -	1:29.469	10 - 1:32.877
22	Geoffrey HOODLESS	March 803
1 -	6:11.973	6 - 1:25.370 11 - 1:41.969
2 -	1:37.989	7 - 1:25.257
3 -	1:28.870	8 - 1:23.800
4 -	1:27.956	9 - 1:25.311
5 -	1:28.859	10 - 1:22.157

HSCC - Donington - 2 April 2006 - Classic Formula 3

LAP ANALYSIS

(contd.)

29	Bryan SHAW	March 803
1 - 6:08.671 2 - 1:33.237 3 - 1:25.207 4 - 1:25.429 5 - 1:45.440P		
34	Dale SPRUCE	Reynard SF79
1 - 6:17.341 6 - 1:20.858 2 - 1:32.114 7 - 1:19.806 3 - 1:25.607 8 - 1:19.908 4 - 1:22.410 9 - 1:21.429 5 - 1:21.356		
37	Mike SIMPSON	Ralt RT1
1 - 6:10.331 6 - 1:21.990 11 - 1:47.784P 2 - 1:33.851 7 - 1:20.711 3 - 1:25.317 8 - 1:25.348 4 - 1:25.137 9 - 1:23.674 5 - 1:22.665 10 - 1:21.465		
40	Hugh PRICE	Chevron B38
1 - 6:01.394 6 - 1:19.237 11 - 1:38.836P 2 - 1:33.148 7 - 1:19.856 3 - 1:25.193 8 - 1:19.802 4 - 1:20.407 9 - 1:18.207 5 - 1:19.476 10 - 1:20.298		
43	Jan LANGDON	Reynard SF78
1 - 5:59.159 6 - 1:21.555 11 - 1:28.086 2 - 1:31.802 7 - 1:19.816 12 - 1:52.541P 3 - 1:23.483 8 - 1:22.177 4 - 1:20.545 9 - 1:19.651 5 - 1:20.567 10 - 1:20.050		
46	Alan GOODMAN	March 793
1 - 5:59.773 6 - 1:19.435 2 - 1:33.819 7 - 1:43.306P 3 - 1:24.755 8 - 3:03.015 4 - 1:20.291 9 - 1:34.237P 5 - 1:19.214		
54	Peter RICHARDS	Delta T79
1 - 5:58.493 6 - 1:22.219 2 - 1:34.484 7 - 1:22.952 3 - 1:26.818 8 - 1:22.732 4 - 1:25.624 9 - 1:23.345 5 - 1:23.984 10 - 1:21.955		

HSCC - Donington - 2 April 2006 - Classic Formula 3

LAP ANALYSIS

(contd.)

60	Nigel GRANT	Delta T78
1 - 6:03.075	6 - 1:21.094	11 - 1:32.032
2 - 1:33.714	7 - 1:22.511	12 - 1:44.039P
3 - 1:27.083	8 - 1:21.204	
4 - 1:25.815	9 - 1:21.465	
5 - 1:22.977	10 - 1:21.386	
63	Paul SMITH	Ralt RT1
1 - 6:17.827	6 - 1:19.209	11 - 1:34.611P
2 - 1:27.636	7 - 1:21.385	
3 - 1:21.742	8 - 1:20.932	
4 - 1:21.028	9 - 1:21.354	
5 - 1:21.420	10 - 1:22.462	
64	Janet SHERRY	Royale RP27
1 - 6:07.036		
2 - 1:39.249		
3 - 1:34.046		
4 - 1:31.240		
69	Albert CLEMENTS	Lotus 69
1 - 6:14.466	6 - 1:29.873	
2 - 1:42.551	7 - 1:32.350	
3 - 1:37.753	8 - 1:28.360	
4 - 1:33.493	9 - 1:29.896	
5 - 1:32.215	10 - 2:28.181P	
74	Seamus DOYLE	Lola T580
1 - 6:17.385	6 - 1:25.051	
2 - 1:38.781	7 - 1:24.606	
3 - 1:29.320	8 - 1:25.267	
4 - 1:27.527	9 - 1:24.897	
5 - 1:27.829	10 - 1:28.424P	
76	David O'DWYER	March 793
1 - 6:06.401	6 - 1:36.848	
2 - 1:38.754	7 - 1:37.141	
3 - 1:34.634	8 - 1:36.849	
4 - 1:34.613	9 - 1:58.670	
5 - 2:04.139	10 - 2:03.880P	
82	John BRADSHAW	Royale
1 - 6:14.872	6 - 1:22.975	11 - 1:56.121P
2 - 1:32.445	7 - 1:23.200	
3 - 1:27.099	8 - 1:26.411	
4 - 1:24.902	9 - 1:29.639	
5 - 1:24.637	10 - 1:28.782	


HSCC - Donington - 2 April 2006 - Classic Formula 3 LAP ANALYSIS

(contd.)

83	Jonathan LUCAS	Reynard SF79
1 - 6:14.914	6 - 1:21.492	11 - 1:54.881
2 - 1:32.731	7 - 1:21.863	12 - 1:42.779
3 - 1:25.209	8 - 1:23.334	
4 - 1:23.704	9 - 1:21.717	
5 - 1:23.120	10 - 1:21.493	
84	Bob YARWOOD	Elden
1 - 6:21.380	6 - 1:33.736	
2 - 1:48.840	7 - 1:35.945	
3 - 1:43.005	8 - 1:42.281	
4 - 1:37.255	9 - 1:47.216P	
5 - 1:34.565		
90	Alan PARKER	Chevron B38
1 - 6:16.005	6 - 3:19.002	
2 - 1:31.786	7 - 1:20.133	
3 - 1:21.814	8 - 1:19.965	
4 - 1:20.307	9 - 1:25.479P	
5 - 1:25.643P		

HSCC - Donington - 2 April 2006 - Classic Formula 3

GRID - Race 8

ROW 12	1:33.736 84 YARWOOD	1:34.613 76 O'DWYER
ROW 11	1:28.754 20 WILLIAMSON	1:31.240 64 SHERRY
ROW 10	1:25.207 29 SHAW	1:28.360 69 CLEMENTS
ROW 9	1:22.975 82 BRADSHAW	1:24.606 74 DOYLE
ROW 8	1:21.955 54 RICHARDS	1:22.157 22 HOODLESS
ROW 7	1:21.094 60 GRANT	1:21.492 83 LUCAS
ROW 6	1:19.965 90 PARKER	1:20.711 37 SIMPSON
ROW 5	1:19.651 43 LANGDON	1:19.806 34 SPRUCE
ROW 4	1:19.214 46 GOODMAN	1:19.252 5 WYETH
ROW 3	1:18.207 40 PRICE	1:19.209 63 SMITH
ROW 2	1:16.363 14 ROWLEY	1:16.731 6 PORTER
ROW 1	1:14.984 2 DUNKEL	1:15.953 1 MAXTED
POLE		
		

CARS 2 AND 43 MUST FIT TRANSPONDERS PLEASE

Weather/Track - Cloudy/Dry

These results are provisional until the conclusion of any judicial and technical matters.

Donington Park

Circuit Length = 1.9573 miles.

Start: 11:54 End: 12:09

Clerk of Course:

Stewards:

Timekeeper:

HSCC - Donington - 2 April 2006 - Classic Formula 3

RACE RESULT - Race 8

POS	NO	CL	NAME	NAT	ENTRY	TIME	LAPS	GAP	MPH	BEST
1	1	A	Steve MAXTED		Argo JM6	15:25.069	10		76.05	1:31.114
2	6	A	Martyn PORTER		Chevron B43	15:30.326	10	5.257	75.62	1:31.534
3	63	A	Paul SMITH		Ralt RT1	15:36.307	10	11.238	75.13	1:31.178
4	2	A	Neil DUNKEL		Argo JM3	15:43.788	10	18.719	74.54	1:33.016
5	14	A	Iain ROWLEY		March 793	16:09.128	10	44.059	72.59	1:32.648
6	40	A	Hugh PRICE		Chevron B38	16:09.299	10	44.230	72.57	1:34.731
7	29	A	Bryan SHAW		March 803	16:16.445	10	51.376	72.04	1:32.372
8	37	A	Mike SIMPSON		Ralt RT1	16:26.748	10	1:01.679	71.29	1:35.366
9	60	C	Nigel GRANT		Delta T78	16:31.697	10	1:06.628	70.94	1:36.858
10	46	A	Alan GOODMAN		March 793	16:41.656	10	1:16.587	70.23	1:33.826
11	43	C	Jan LANGDON		Reynard SF78	16:42.881	10	1:17.812	70.14	1:36.406
12	5	A	Paul WYETH		March 793	16:54.341	10	1:29.272	69.35	1:37.368
13	54	C	Peter RICHARDS		Delta T79	16:57.777	10	1:32.708	69.12	1:37.677
14	83	C	Jonathan LUCAS		Reynard SF79	15:27.578	9	1 LAP	68.24	1:38.828
15	74	C	Seamus DOYLE		Lola T580	15:28.479	9	1 LAP	68.18	1:39.571
16	69	B	Albert CLEMENTS		Lotus 69	15:39.400	9	1 LAP	67.38	1:36.213
17	20	B	Vernon WILLIAMSON		Hesketh Dastle Mk9	17:18.377	9	1 LAP	60.96	1:54.044
18	84	B	Bob YARWOOD		Elden	15:46.569	8	2 LAPS	59.43	1:53.389
19	76	A	David O'DWYER		March 793	16:06.043	8	2 LAPS	58.23	1:57.022

NOT CLASSIFIED

34	C	Dale SPRUCE		Reynard SF79	8:03.074	5	D.N.F.	72.70	1:34.629
90	A	Alan PARKER		Chevron B38	3:38.937	2	D.N.F.	63.85	1:46.709
82	I	John BRADSHAW		Royale	1:48.631	1	D.N.F.	63.83	1:48.631

FASTEST LAP

1	A	Steve MAXTED		Argo JM6	1:31.114	6	77.33mph	124.45kph
34	C	Dale SPRUCE		Reynard SF79	1:34.629	5	74.46mph	119.83kph
69	B	Albert CLEMENTS		Lotus 69	1:36.213	6	73.23mph	117.86kph
82	I	John BRADSHAW		Royale	1:48.631	1	63.83mph	102.73kph

Weather/Track - Cloudy/Wet

These results are provisional until the conclusion of any judicial and technical matters.

Donington Park
Circuit Length = 1.9573 miles.
Start: 17:42 End: 17:57

Clerk of Course:	Stewards:	Timekeeper:
------------------	-----------	-------------

HSCC - Donington - 2 April 2006 - Classic Formula 3

LAP CHART

Lap 1			Lap 2			Lap 3			Lap 4			Lap 5		
No	Behind	Laptime	No	Behind	Laptime	No	Behind	Laptime	No	Behind	Laptime	No	Behind	Laptime
1		1:34.382	1		1:31.219	1		1:31.251	1		1:31.353	1		1:33.034
2	2.798	1:37.180	2	6.052	1:34.473	6	7.105	1:31.534	6	8.070	1:32.318	20	1 LAP	1:54.044
6	3.337	1:37.719	6	6.822	1:34.704	2	8.992	1:34.191	2	10.989	1:33.350	6	7.049	1:32.013
46	4.623	1:39.005	63	7.782	1:33.088	63	9.760	1:33.229	63	11.271	1:32.864	2	11.761	1:33.806
14	5.711	1:40.093	14	9.416	1:34.924	14	10.990	1:32.825	14	12.285	1:32.648	63	12.028	1:33.791
63	5.913	1:40.295	34	12.579	1:36.447	34	16.570	1:35.242	34	20.240	1:35.023	14	12.995	1:33.744
34	7.351	1:41.733	40	13.473	1:35.249	40	17.198	1:34.976	40	21.120	1:35.275	76	1 LAP	1:57.022
40	9.443	1:43.825	60	22.527	1:39.054	60	28.475	1:37.199	60	34.260	1:37.138	84	1 LAP	1:57.930
90	12.327	1:46.709	5	23.231	1:41.136	5	30.162	1:38.182	29	35.348	1:36.165	34	21.835	1:34.629
5	13.314	1:47.696	29	24.856	1:38.172	29	30.536	1:36.931	5	36.177	1:37.368	40	22.817	1:34.731
82	14.249	1:48.631	43	25.779	1:41.389	37	34.714	1:39.793	37	40.557	1:37.196	29	37.311	1:34.997
60	14.692	1:49.074	37	26.172	1:41.273	43	36.180	1:41.652	43	41.879	1:37.052	60	38.084	1:36.858
43	15.609	1:49.991	69	28.805	1:43.241	69	37.434	1:39.880	69	43.872	1:37.791	37	43.368	1:35.845
37	16.118	1:50.500	54	29.476	1:42.993	54	39.124	1:40.899	54	45.506	1:37.735	43	46.353	1:37.508
69	16.783	1:51.165	83	30.690	1:43.434	83	41.256	1:41.817	83	52.062	1:42.159	69	47.885	1:37.047
54	17.702	1:52.084	74	32.677	1:44.547	74	42.928	1:41.502	46	52.540	1:39.942	54	50.149	1:37.677
29	17.903	1:52.285	90	33.336	1:52.228P	46	43.951	1:36.429	74	53.591	1:42.016	5	52.238	1:49.095
83	18.475	1:52.857	46	38.773	2:05.369	20	1:10.593	1:54.238				46	57.196	1:37.690
74	19.349	1:53.731	20	47.606	1:54.596	76	1:25.286	1:58.437				83	1:00.662	1:41.634
20	24.229	1:58.611	76	58.100	1:59.869	84	1:26.130	1:58.858				74	1:01.318	1:40.761
76	29.450	2:03.832	84	58.523	1:58.780									
84	30.962	2:05.344												

HSCC - Donington - 2 April 2006 - Classic Formula 3

LAP CHART

(contd.)

Lap 6			Lap 7			Lap 8			Lap 9			Lap 10		
No	Behind	Laptime	No	Behind	Laptime	No	Behind	Laptime	No	Behind	Laptime	No	Behind	Laptime
1		1:31.114	1		1:31.686	1		1:31.523	1		1:33.032	1		1:36.475
6	7.845	1:31.910	6	7.845	1:31.686	6	8.871	1:32.549	84	2 LAPS	1:58.274	83	1 LAP	1:40.045
2	13.931	1:33.284	63	13.673	1:31.178	63	14.311	1:32.161	6	8.788	1:32.949	74	1 LAP	1:40.381
63	14.181	1:33.267	2	15.261	1:33.016	2	18.251	1:34.513	63	13.019	1:31.740	6	5.257	1:32.944
20	1 LAP	1:56.446	14	32.884	1:37.108	14	38.709	1:37.348	76	2 LAPS	2:09.024	63	11.238	1:34.694
14	27.462	1:45.581	40	34.279	1:37.103	40	39.562	1:36.806	2	19.223	1:34.004	69	1 LAP	2:09.965
40	28.862	1:37.159	29	42.750	1:33.247	29	44.330	1:33.103	14	42.257	1:36.580	2	18.719	1:35.971
29	41.189	1:34.992	20	1 LAP	1:54.585	60	59.211	1:38.923	40	42.763	1:36.233	84	2 LAPS	1:53.389
76	1 LAP	1:57.940	60	51.811	1:37.761	37	59.479	1:36.767	29	43.670	1:32.372	76	2 LAPS	2:02.743
84	1 LAP	1:57.032	37	54.235	1:37.815	43	1:09.546	1:40.526	37	1:01.813	1:35.366	14	44.059	1:38.277
60	45.736	1:38.766	43	1:00.543	1:40.584	20	1 LAP	1:54.761	60	1:04.344	1:38.165	40	44.230	1:37.942
37	48.106	1:35.852	69	1:02.362	1:41.064	46	1:13.311	1:37.632	43	1:15.242	1:38.728	29	51.376	1:44.181
43	51.645	1:36.406	5	1:06.417	1:39.187	69	1:13.873	1:43.034	46	1:15.914	1:35.635	37	1:01.679	1:36.341
69	52.984	1:36.213	46	1:07.202	1:38.980	54	1:17.590	1:39.894	5	1:26.124	1:39.572	60	1:06.628	1:38.759
54	58.296	1:39.261	54	1:09.219	1:42.609	5	1:19.584	1:44.690	54	1:28.446	1:43.888	46	1:16.587	1:37.148
5	58.916	1:37.792	76	1 LAP	1:57.176	83	1:31.971	1:46.143	20	1 LAP	1:55.985	43	1:17.812	1:39.045
46	59.908	1:33.826	84	1 LAP	1:56.962	74	1:32.536	1:45.659				5	1:29.272	1:39.623
74	1:09.775	1:39.571	83	1:17.351	1:38.828							54	1:32.708	1:40.737
83	1:10.209	1:40.661	74	1:18.400	1:40.311							20	1 LAP	1:55.111

HSCC - Donington - 2 April 2006 - 70's Road Sports QUALIFYING - Race 9

POS	NO	CL	NAME	NAT	ENTRY	TIME	LAPS	GAP	MPH
1	7	A	Richard THORNE		Morgan Plus 8	1:27.263	11		80.74
2	27	B	Matthew BANNISTER		Datsun 240Z	1:27.646	11	0.383	80.39
3	9	B	Julian BARTER		TVR 3000M	1:28.202	10	0.939	79.88
4	11	C	Rory STOCKBRIDGE		Lotus Europa	1:28.487	9	1.224	79.63
5	3	A	Paul CONWAY		Morgan Plus 8	1:29.689	11	2.426	78.56
6	46	B	Jim BAYNAM		TVR Tuscan	1:31.534	6	4.271	76.98
7	77	A	Andrew SHARP		Porsche 928	1:32.425	8	5.162	76.23
8	31	A	Mark BENNETT		MGB GTV8	1:32.433	8	5.170	76.23
9	54	C	Chris HOLLAND		Lotus 7 S4	1:32.651	10	5.388	76.05
10	29	A	Phil BRIGGS		Porsche 928	1:32.949	10	5.686	75.80
11	64	A	Paul ANDERSON		Porsche 928	1:33.054	10	5.791	75.72
12	41	C	Howard BENTHAM		Lotus Elan	1:33.107	10	5.844	75.67
13	26	B	Paul STAFFORD		Datsun 240Z	1:33.328	10	6.065	75.50
14	16	A	Trevor ROWNEY		MGB GTV8	1:33.329	10	6.066	75.49
15	4	A	Robin GRAY		Pontiac Firebird	1:33.982	8	6.719	74.97
16	1	D1	John THOMASON		Triumph Spitfire	1:36.556	10	9.293	72.97
17	98	C	Bob TROTTER		Ford Escort RS	1:36.814	10	9.551	72.78
18	33	B	Clive FOSKETT		Datsun 240Z	1:37.490	10	10.227	72.27
19	59	E	Tim LAI		MG Midget	1:37.932	10	10.669	71.95
20	75	D2	James NAIRN		Alfa Romeo 2000 GTV	1:38.099	10	10.836	71.82
21	55	D2	Jason KENNEDY		Lancia Beta Coupe	1:38.342	10	11.079	71.65
22	65	D2	Steve COOKE		Triumph GT6 Mk3	1:38.817	10	11.554	71.30
23	25	D2	Will FINN		Alfa Romeo GTV 2000	1:38.848	10	11.585	71.28
24	57	D2	Mark OLDIFELD		Alfa Romeo Alfetta GTV	1:39.412	10	12.149	70.88
25	89	A	Ralph HARWOOD-PENN		MGB GTV8	1:39.484	10	12.221	70.82
26	86	B	Christina TOTTY		TVR 3000M	1:39.812	10	12.549	70.59
27	66	E	Louise KENNEDY		Lancia Fulvia Sport Zag	1:40.079	10	12.816	70.40
28	2	A	Adam BAGNALL		Jaguar E-Type	1:41.492	6	14.229	69.42
29	32	E	Simon HALL		Fiat X19	1:41.522	9	14.259	69.40
30	78	D2	Mark DUDLEY		Alfa Romeo GTV	1:44.446	9	17.183	67.46
31	47	B	Paul ASLETT		Porsche 911E	1:44.975	9	17.712	67.12
32	76	D2	David ERWIN		Alfa Romeo 2000 GTV	1:45.091	9	17.828	67.04
33	81	D2	John DOBSON		Alfa Romeo 2000GTV	1:46.333	9	19.070	66.26
34	18	E	Tim ROUNCE		Lancia Fulvia	1:48.189	9	20.926	65.12
35	10	D1	Nigel ASHLEY		Alfa Romeo GT Junior	1:48.664	9	21.401	64.84
36	60	D2	David MARSHALL		Lancia Beta Monte Carlo	1:51.442	9	24.179	63.22
37	84	D1	James WHEELER		Alfa Romeo GT 1600 Jnr	1:58.294	8	31.031	59.56

CARS 2 and 84 MUST FIT TRANSPONDERS PLEASE

Weather/Track - Rain/Damp

These results are provisional until the conclusion of any judicial and technical matters.

Donington Park

Circuit Length = 1.9573 miles.

Start: 12:19 End: 12:34

Clerk of Course:	Stewards:	Timekeeper:
------------------	-----------	-------------

HSCC - Donington - 2 April 2006 - 70's Road Sports LAP ANALYSIS

1	John THOMASON	Triumph Spitfire
1 -	7:00.267	6 - 1:39.590
2 -	1:52.691	7 - 1:36.987
3 -	1:38.592	8 - 1:36.556
4 -	1:37.292	9 - 1:49.531
5 -	1:37.348	10 - 1:57.449
2	Adam BAGNALL	Jaguar E-Type
1 -	6:58.788	6 - 1:57.096
2 -	1:48.868	
3 -	1:41.492	
4 -	3:45.855P	
5 -	5:26.143	
3	Paul CONWAY	Morgan Plus 8
1 -	6:43.450	6 - 1:30.393
2 -	1:36.698	7 - 1:30.448
3 -	1:29.689	8 - 1:30.211
4 -	1:30.783	9 - 1:32.576
5 -	1:30.227	10 - 1:52.853
4	Robin GRAY	Pontiac Firebird
1 -	7:13.595	6 - 1:34.260
2 -	1:45.237	7 - 1:41.600
3 -	1:34.813	8 - 1:58.855P
4 -	1:34.363	
5 -	1:33.982	
7	Richard THORNE	Morgan Plus 8
1 -	6:43.404	6 - 1:28.816
2 -	1:33.026	7 - 1:28.164
3 -	1:28.875	8 - 1:27.263
4 -	1:29.012	9 - 1:41.854
5 -	1:30.937	10 - 1:49.233
9	Julian BARTER	TVR 3000M
1 -	7:08.080	6 - 1:32.414
2 -	1:46.283	7 - 1:28.202
3 -	1:34.189	8 - 1:34.343
4 -	1:33.260	9 - 1:40.372
5 -	1:33.528	10 - 1:46.161
10	Nigel ASHLEY	Alfa Romeo GT Junior
1 -	7:13.290	6 - 1:48.780
2 -	1:56.874	7 - 1:48.664
3 -	1:52.536	8 - 1:57.168
4 -	1:55.424	9 - 2:04.982
5 -	1:51.585	

HSCC - Donington - 2 April 2006 - 70's Road Sports LAP ANALYSIS

(contd.)

11	Rory STOCKBRIDGE	Lotus Europa	
1 -	6:47.404	6 - 1:30.057	
2 -	1:35.868	7 - 1:30.605	
3 -	1:28.487	8 - 1:32.342	
4 -	1:30.355	9 - 1:44.983P	
5 -	1:29.651		
16	Trevor ROWNEY	MGB GTV8	
1 -	7:07.048	6 - 1:45.253	
2 -	1:48.701	7 - 1:33.329	
3 -	1:38.721	8 - 1:33.868	
4 -	1:35.196	9 - 1:47.730	
5 -	1:34.880	10 - 1:52.539	
18	Tim ROUNCE	Lancia Fulvia	
1 -	6:48.022	6 - 1:48.392	
2 -	2:04.909	7 - 1:49.404	
3 -	1:54.170	8 - 1:56.656	
4 -	1:50.190	9 - 2:05.583	
5 -	1:48.189		
25	Will FINN	Alfa Romeo GTV 2000	
1 -	6:44.504	6 - 1:43.149	
2 -	1:47.437	7 - 1:40.352	
3 -	1:42.065	8 - 1:38.848	
4 -	1:41.709	9 - 1:49.759	
5 -	1:39.372	10 - 1:57.434	
26	Paul STAFFORD	Datsun 240Z	
1 -	7:16.595	6 - 1:33.612	
2 -	1:51.324	7 - 1:33.328	
3 -	1:47.027	8 - 1:38.821	
4 -	1:35.991	9 - 1:53.962	
5 -	1:34.198	10 - 1:58.630	
27	Matthew BANNISTER	Datsun 240Z	
1 -	6:52.969	6 - 1:27.807	11 - 2:06.037P
2 -	1:45.481	7 - 1:27.698	
3 -	1:34.500	8 - 1:27.646	
4 -	1:31.826	9 - 1:39.481	
5 -	1:28.016	10 - 1:50.857	
29	Phil BRIGGS	Porsche 928	
1 -	7:00.531	6 - 1:35.210	
2 -	1:48.263	7 - 1:33.591	
3 -	1:35.945	8 - 1:32.949	
4 -	1:35.816	9 - 1:42.478	
5 -	1:35.667	10 - 1:50.209	

HSCC - Donington - 2 April 2006 - 70's Road Sports LAP ANALYSIS

(contd.)

31	Mark BENNETT	MGB GTV8
1 -	7:03.068	6 - 1:33.072
2 -	1:50.853	7 - 1:32.433
3 -	1:36.907	8 - 1:53.662P
4 -	1:34.178	
5 -	1:36.924	
32	Simon HALL	Fiat X19
1 -	6:55.726	6 - 1:41.652
2 -	2:08.154P	7 - 1:41.522
3 -	2:56.213	8 - 1:51.725
4 -	1:47.369	9 - 1:57.055
5 -	1:45.542	
33	Clive FOSKETT	Datsun 240Z
1 -	7:05.795	6 - 1:37.824
2 -	1:49.251	7 - 1:37.490
3 -	1:49.689	8 - 1:42.499
4 -	1:42.040	9 - 1:48.041
5 -	1:39.279	10 - 1:52.238
41	Howard BENTHAM	Lotus Elan
1 -	6:52.529	6 - 1:33.931
2 -	1:53.953	7 - 1:33.107
3 -	1:38.831	8 - 1:33.138
4 -	1:36.377	9 - 1:45.757
5 -	1:37.878	10 - 1:53.330
46	Jim BAYNAM	TVR Tuscan
1 -	7:21.571	6 - 1:34.030
2 -	1:44.647	
3 -	1:36.799	
4 -	1:31.781	
5 -	1:31.534	
47	Paul ASLETT	Porsche 911E
1 -	6:49.152	6 - 1:44.975
2 -	2:01.949	7 - 1:45.853
3 -	1:53.167	8 - 1:47.468
4 -	1:49.648	9 - 1:58.792
5 -	1:45.834	
54	Chris HOLLAND	Lotus 7 S4
1 -	6:55.782	6 - 1:35.402
2 -	1:49.798	7 - 1:32.651
3 -	1:37.882	8 - 1:34.308
4 -	1:36.399	9 - 1:48.561
5 -	1:34.418	10 - 1:56.948P

HSCC - Donington - 2 April 2006 - 70's Road Sports LAP ANALYSIS

(contd.)

55	Jason KENNEDY	Lancia Beta Coupe
1 -	6:41.177	6 - 1:39.631
2 -	1:48.266	7 - 1:40.081
3 -	1:40.997	8 - 1:38.386
4 -	1:40.195	9 - 1:48.567
5 -	1:38.342	10 - 1:51.072
57	Mark OLDIFELD	Alfa Romeo Alfetta GTV
1 -	7:09.757	6 - 1:39.412
2 -	1:49.725	7 - 1:40.369
3 -	1:46.568	8 - 1:46.423
4 -	1:42.977	9 - 1:51.166
5 -	1:42.244	10 - 2:00.616P
59	Tim LAI	MG Midget
1 -	6:54.478	6 - 1:41.629
2 -	1:53.107	7 - 1:39.726
3 -	1:42.298	8 - 1:38.441
4 -	1:41.406	9 - 1:50.753
5 -	1:37.932	10 - 1:54.424
60	David MARSHALL	Lancia Beta Monte Carlo
1 -	6:50.845	6 - 1:51.442
2 -	2:03.424	7 - 1:51.818
3 -	1:56.843	8 - 1:59.532
4 -	1:54.366	9 - 2:35.720P
5 -	1:52.898	
64	Paul ANDERSON	Porsche 928
1 -	7:01.593	6 - 1:35.532
2 -	1:49.975	7 - 1:33.388
3 -	1:35.343	8 - 1:33.054
4 -	1:34.335	9 - 1:44.670
5 -	1:35.520	10 - 1:51.590
65	Steve COOKE	Triumph GT6 Mk3
1 -	6:48.385	6 - 1:42.887
2 -	1:48.347	7 - 1:38.817
3 -	1:41.770	8 - 1:39.773
4 -	1:40.650	9 - 1:55.037
5 -	1:41.634	10 - 2:01.306
66	Louise KENNEDY	Lancia Fulvia Sport Zag
1 -	6:38.204	6 - 1:47.975
2 -	1:48.040	7 - 1:43.229
3 -	1:43.500	8 - 1:40.079
4 -	1:45.318	9 - 1:51.821
5 -	1:46.731	10 - 1:53.618

HSCC - Donington - 2 April 2006 - 70's Road Sports LAP ANALYSIS

(contd.)

75	James NAIRN	Alfa Romeo 2000 GTV
1 -	6:43.423	6 - 1:40.460
2 -	1:47.360	7 - 1:39.799
3 -	1:40.815	8 - 1:38.227
4 -	1:42.987	9 - 1:51.202
5 -	1:38.099	10 - 1:55.590
76	David ERWIN	Alfa Romeo 2000 GTV
1 -	7:19.190	6 - 1:46.066
2 -	1:54.185	7 - 1:45.091
3 -	1:50.490	8 - 1:56.162
4 -	1:50.700	9 - 2:02.169
5 -	1:45.945	
77	Andrew SHARP	Porsche 928
1 -	7:21.689	6 - 1:36.205
2 -	1:39.721	7 - 1:32.425
3 -	1:38.988	8 - 2:08.841P
4 -	1:34.970	
5 -	1:32.709	
78	Mark DUDLEY	Alfa Romeo GTV
1 -	7:27.719	6 - 1:44.446
2 -	2:03.234	7 - 1:45.789
3 -	1:57.871	8 - 1:56.578
4 -	1:45.893	9 - 2:04.811
5 -	1:44.474	
81	John DOBSON	Alfa Romeo 2000GTV
1 -	7:21.112	6 - 1:46.333
2 -	1:53.532	7 - 1:49.928
3 -	1:49.553	8 - 2:01.174
4 -	1:54.236	9 - 2:04.454
5 -	1:47.584	
84	James WHEELER	Alfa Romeo GT 1600 Jnr
1 -	7:25.365	6 - 1:58.294
2 -	2:04.125	7 - 1:58.717
3 -	2:00.746	8 - 2:06.442
4 -	2:01.806	
5 -	2:04.907	
86	Christina TOTTY	TVR 3000M
1 -	6:42.303	6 - 1:44.155
2 -	1:47.692	7 - 1:40.524
3 -	1:45.526	8 - 1:39.812
4 -	1:43.921	9 - 1:51.241
5 -	1:43.460	10 - 1:54.771

HSCC - Donington - 2 April 2006 - 70's Road Sports LAP ANALYSIS

(contd.)

89	Ralph HARWOOD-PENN	MGB GTV8
1 - 7:06.491	6 - 1:39.484	
2 - 1:51.965	7 - 1:40.597	
3 - 1:47.071	8 - 1:44.115	
4 - 1:43.062	9 - 1:56.368	
5 - 1:41.958	10 - 2:03.595P	
98	Bob TROTTER	Ford Escort RS
1 - 6:58.826	6 - 1:47.233	
2 - 1:51.081	7 - 1:37.397	
3 - 1:37.667	8 - 1:36.814	
4 - 1:38.361	9 - 1:51.941	
5 - 1:38.365	10 - 2:04.506P	

HSCC - Donington - 2 April 2006 - 70's Road Sports GRID

ROW 18		1:51.442		1:58.294
		60	MARSHALL	84
ROW 17	1:48.189		1:48.664	
	18	ROUNCE	10	ASHLEY
ROW 16		1:45.091		1:46.333
		76	ERWIN	81
ROW 15	1:44.446		1:44.975	
	78	DUDLEY	47	ASLETT
ROW 14		1:41.492		1:41.522
		2	BAGNALL	32
ROW 13	1:39.812		1:40.079	
	86	TOTTY	66	KENNEDY
ROW 12		1:39.412		1:39.484
		57	OLDIFELD	89
ROW 11	1:38.817		1:38.848	
	65	COOKE	25	FINN
ROW 10		1:38.099		1:38.342
		75	NAIRN	55
ROW 9	1:37.490		1:37.932	
	33	FOSKETT	59	LAI
ROW 8		1:33.982		1:36.814
		4	GRAY	98
ROW 7	1:33.328		1:33.329	
	26	STAFFORD	16	ROWNEY
ROW 6		1:33.054		1:33.107
		64	ANDERSON	41
ROW 5	1:32.651		1:32.949	
	54	HOLLAND	29	BRIGGS
ROW 4		1:32.425		1:32.433
		77	SHARP	31
ROW 3	1:29.689		1:31.534	
	3	CONWAY	46	BAYNAM
ROW 2		1:28.202		1:28.487
		9	BARTER	11
ROW 1	1:27.263		1:27.646	
	7	THORNE	27	BANNISTER

POLE

CARS 2 and 84 MUST FIT TRANSPONDERS PLEASE - Car 1 - 1st Reserve
Weather/Track - Rain/Damp
These results are provisional until the conclusion of any judicial and technical matters.

Donington Park
 Circuit Length = 1.9573 miles.
 Start: 12:19 End: 12:34

Clerk of Course:

Stewards:

Timekeeper:

HSCC - Donington - 2 April 2006 - 70's Road Sports

RACE RESULT - Race 9 - Amended

POS	NO	CL	NAME	NAT	ENTRY	TIME	LAPS	GAP	MPH	BEST
1	27	B	Matthew BANNISTER		Datsun 240Z	15:51.886	9		66.50	1:43.849
2	11	C	Rory STOCKBRIDGE		Lotus Europa	16:06.332	9	14.446	65.51	1:44.341
3	54	C	Chris HOLLAND		Lotus 7 S4	16:10.937	9	19.051	65.20	1:44.911
4	77	A	Andrew SHARP		Porsche 928	16:24.975	9	33.089	64.27	1:46.301
5	46	B	Jim BAYNAM		TVR Tuscan	16:33.556	9	41.670	63.71	1:47.605
6	41	C	Howard BENTHAM		Lotus Elan	16:41.829	9	49.943	63.18	1:46.694
7	9	B	Julian BARTER		TVR 3000M	16:46.805	9	54.919	62.87	1:43.870
8	3	A	Paul CONWAY		Morgan Plus 8	16:46.965	9	55.079	62.86	1:49.025
9	98	D2	Bob TROTTER		Ford Escort RS	16:47.897	9	56.011	62.80	1:49.201
10	55	D2	Jason KENNEDY		Lancia Beta Coupe	16:51.868	9	59.982	62.56	1:49.088
11	16	A	Trevor ROWNEY		MGB GTV8	16:54.080	9	1:02.194	62.42	1:49.330
12	75	D2	James NAIRN		Alfa Romeo 2000 GTV	16:54.779	9	1:02.893	62.38	1:48.899
13	33	B	Clive FOSKETT		Datsun 240Z	16:59.309	9	1:07.423	62.10	1:49.356
14	26	B	Paul STAFFORD		Datsun 240Z	16:59.831	9	1:07.945	62.07	1:50.645
15	31	A	Mark BENNETT		MGB GTV8	17:00.173	9	1:08.287	62.05	1:50.523
16	66	E	Louise KENNEDY		Lancia Fulvia Sport Zag	17:07.463	9	1:15.577	61.61	1:50.662
17	1	D1	John THOMASON		Triumph Spitfire	17:43.506	9	1:51.620	59.52	1:51.885
18	89	A	Ralph HARWOOD-PENN		MGB GTV8	15:52.026	8	1 LAP	59.09	1:56.661
19	65	D2	Steve COOKE		Triumph GT6 Mk3	16:06.262	8	1 LAP	58.22	1:55.417
20	47	B	Paul ASLETT		Porsche 911E	16:08.288	8	1 LAP	58.10	1:56.462
21	32	E	Simon HALL		Fiat X19	16:09.135	8	1 LAP	58.05	1:57.929
22	86	B	Christina TOTTY		TVR 3000M	16:09.525	8	1 LAP	58.02	1:55.891
23	59	E	Tim LAI		MG Midget	16:11.595	8	1 LAP	57.90	1:54.875
24	60	D2	David MARSHALL		Lancia Beta Monte Carlo	16:32.200	8	1 LAP	56.70	1:57.322
25	29	A	Phil BRIGGS		Porsche 928	16:35.149	8	1 LAP	56.53	1:49.861
26	18	E	Tim ROUNCE		Lancia Fulvia	16:38.221	8	1 LAP	56.35	1:59.579
27	76	D2	David ERWIN		Alfa Romeo 2000 GTV	16:38.837	8	1 LAP	56.32	2:00.223
28	78	D2	Mark DUDLEY		Alfa Romeo GTV	16:45.277	8	1 LAP	55.96	2:00.506
29	81	D2	John DOBSON		Alfa Romeo 2000GTV	17:15.748	8	1 LAP	54.31	2:04.604
30	84	D1	James WHEELER		Alfa Romeo GT 1600 Jnr	17:42.641	8	1 LAP	52.94	2:05.753
31	10	D1	Nigel ASHLEY		Alfa Romeo GT Junior	17:47.429	8	1 LAP	52.70	2:05.259

NOT CLASSIFIED

64	A	Paul ANDERSON		Porsche 928	14:26.725	8	D.N.F.	64.90	1:44.971
7	A	Richard THORNE		Morgan Plus 8	10:56.907	6	D.N.F.	64.18	1:47.350

FASTEST LAP

27	B	Matthew BANNISTER		Datsun 240Z	1:43.849	5	67.85mph	109.19kph
11	C	Rory STOCKBRIDGE		Lotus Europa	1:44.341	4	67.53mph	108.68kph
64	A	Paul ANDERSON		Porsche 928	1:44.971	6	67.12mph	108.02kph
75	D2	James NAIRN		Alfa Romeo 2000 GTV	1:48.899	5	64.70mph	104.13kph
66	E	Louise KENNEDY		Lancia Fulvia Sport Zag	1:50.662	5	63.67mph	102.47kph
1	D1	John THOMASON		Triumph Spitfire	1:51.885	8	62.97mph	101.35kph

Weather/Track - Cloudy/Damp

These results are provisional until the conclusion of any judicial and technical matters.

Donington Park
Circuit Length = 1.9573 miles.
Start: 18:12 End: 18:27

Clerk of Course:	Stewards:	Timekeeper:
------------------	-----------	-------------

HSCC - Donington - 2 April 2006 - 70's Road Sports LAP CHART

Lap 1			Lap 2			Lap 3			Lap 4			Lap 5		
No	Behind	Laptime	No	Behind	Laptime	No	Behind	Laptime	No	Behind	Laptime	No	Behind	Laptime
27		1:50.071	27		1:45.993	27		1:46.278	27		1:45.417	27		1:43.849
11	2.801	1:52.872	11	2.873	1:46.065	11	2.083	1:45.488	11	1.007	1:44.341	9	1.894	1:44.008
7	5.563	1:55.634	9	5.054	1:45.327	9	3.282	1:44.506	9	1.735	1:43.870	11	2.239	1:45.081
9	5.720	1:55.791	7	8.711	1:49.141	7	9.784	1:47.351	7	11.717	1:47.350	84	1 LAP	2:09.018
46	7.160	1:57.231	54	8.966	1:47.609	54	10.398	1:47.710	54	12.091	1:47.110	29	1 LAP	1:56.645
54	7.350	1:57.421	64	10.935	1:48.071	64	11.393	1:46.736	64	12.443	1:46.467	54	13.566	1:45.324
77	8.084	1:58.155	46	11.115	1:49.948	77	13.753	1:47.974	77	14.637	1:46.301	64	13.783	1:45.189
3	8.617	1:58.688	77	12.057	1:49.966	46	14.734	1:49.897	46	17.631	1:48.314	7	16.928	1:49.060
64	8.857	1:58.928	98	15.648	1:50.181	98	19.785	1:50.415	98	23.821	1:49.453	77	18.338	1:47.550
31	10.035	2:00.106	16	17.453	1:52.417	16	23.227	1:52.052	16	29.026	1:51.216	46	21.387	1:47.605
16	11.029	2:01.100	3	18.304	1:55.680	3	23.867	1:51.841	3	29.386	1:50.936	10	1 LAP	2:38.724
98	11.460	2:01.531	31	18.451	1:54.409	26	25.730	1:52.481	26	30.958	1:50.645	98	29.173	1:49.201
26	13.965	2:04.036	26	19.527	1:51.555	31	26.022	1:53.849	41	31.248	1:48.325	3	34.784	1:49.247
59	14.624	2:04.695	33	20.848	1:51.661	55	26.514	1:49.088	55	31.853	1:50.756	41	35.063	1:47.664
33	15.180	2:05.251	55	23.704	1:54.053	75	27.844	1:50.197	75	34.190	1:51.763	16	36.330	1:51.153
55	15.644	2:05.715	75	23.925	1:53.547	41	28.340	1:48.161	31	34.957	1:54.352	55	38.020	1:50.016
75	16.371	2:06.442	66	24.930	1:53.457	33	28.577	1:54.007	33	36.124	1:52.964	26	38.988	1:51.879
66	17.466	2:07.537	41	26.457	1:49.663	66	31.678	1:53.026	66	37.931	1:51.670	75	39.240	1:48.899
89	19.618	2:09.689	89	30.698	1:57.073	89	41.378	1:56.958	89	53.528	1:57.567	31	42.863	1:51.755
86	20.216	2:10.287	1	37.301	1:57.073	1	43.502	1:52.479	65	1:06.201	1:58.582	33	44.175	1:51.900
41	22.787	2:12.858	65	38.645	1:59.473	65	53.036	2:00.669	59	1:07.889	1:55.379	66	44.744	1:50.662
65	25.165	2:15.236	32	40.456	2:00.686	32	53.950	1:59.772	32	1:08.913	2:00.380	89	1:06.340	1:56.661
32	25.763	2:15.834	47	44.902	2:03.107	59	57.927	1:57.988	1	1:11.009	2:12.924	59	1:18.915	1:54.875
1	26.221	2:16.292	59	46.217	2:17.586	47	1:01.202	2:02.578	47	1:14.290	1:58.505	1	1:20.409	1:53.249
47	27.788	2:17.859	76	51.644	2:06.059	86	1:04.966	1:59.407	86	1:16.060	1:56.511	65	1:22.664	2:00.312
76	31.578	2:21.649	86	51.837	2:17.614	76	1:09.711	2:04.345	76	1:25.119	2:00.825	32	1:23.065	1:58.001
78	32.648	2:22.719	18	54.279	2:04.672	18	1:11.398	2:03.397	18	1:28.182	2:02.201	47	1:27.023	1:56.582
10	34.584	2:24.655	78	54.994	2:08.339	78	1:12.252	2:03.536	78	1:29.490	2:02.655	86	1:28.102	1:55.891
18	35.600	2:25.671	60	57.044	2:06.481	60	1:14.296	2:03.530	60	1:30.512	2:01.633	76	1:42.560	2:01.290
60	36.556	2:26.627	10	58.699	2:10.108	10	1:19.051	2:06.630	81	1:39.294	2:04.604	18	1:43.912	1:59.579
81	38.884	2:28.955	81	1:00.609	2:07.718	81	1:20.107	2:05.776						
84	42.265	2:32.336	84	1:07.981	2:11.709	84	1:31.420	2:09.717						
29	1:28.238	3:18.309	29	1:37.438	1:55.193	29	1:44.188	1:53.028						

HSCC - Donington - 2 April 2006 - 70's Road Sports LAP CHART

(contd.)

Lap 6			Lap 7			Lap 8			Lap 9			Lap 10		
No	Behind	Laptime	No	Behind	Laptime	No	Behind	Laptime	No	Behind	Laptime	No	Behind	Laptime
27		1:44.293	27		1:45.430	27		1:45.802	27		1:44.753			
60	1 LAP	1:59.308	11	9.589	1:48.597	65	1 LAP	1:58.461	89	1 LAP	1:58.831			
78	1 LAP	2:01.679	76	1 LAP	2:00.223	32	1 LAP	1:58.320	65	1 LAP	1:55.417			
11	6.422	1:48.476	60	1 LAP	1:57.865	47	1 LAP	1:56.489	11	14.446	1:49.356			
54	14.184	1:44.911	18	1 LAP	2:00.874	86	1 LAP	1:57.103	47	1 LAP	1:56.462			
64	14.461	1:44.971	54	15.575	1:46.821	59	1 LAP	1:58.669	32	1 LAP	1:57.929			
81	1 LAP	2:06.581	64	16.146	1:47.115	11	9.843	1:46.056	86	1 LAP	1:55.948			
77	20.521	1:46.476	78	1 LAP	2:03.892	54	15.766	1:45.993	54	19.051	1:48.038			
7	21.006	1:48.371	77	21.835	1:46.744	64	19.592	1:49.248	59	1 LAP	1:57.699			
29	1 LAP	1:55.589	46	29.680	1:50.322	77	24.630	1:48.597	77	33.089	1:53.212			
46	24.788	1:47.694	29	1 LAP	1:54.584	60	1 LAP	1:59.434	60	1 LAP	1:57.322			
98	35.182	1:50.302	81	1 LAP	2:07.528	76	1 LAP	2:02.300	46	41.670	1:53.574			
84	1 LAP	2:10.437	98	42.574	1:52.822	18	1 LAP	2:01.427	29	1 LAP	1:51.940			
41	40.774	1:50.004	41	45.414	1:50.070	46	32.849	1:48.971	18	1 LAP	2:00.400			
3	41.047	1:50.556	3	45.703	1:50.086	29	1 LAP	1:49.861	76	1 LAP	2:02.146			
16	44.899	1:52.862	55	50.973	1:51.181	78	1 LAP	2:01.951	41	49.943	1:48.390			
55	45.222	1:51.495	16	51.359	1:51.890	41	46.306	1:46.694	78	1 LAP	2:00.506			
75	45.667	1:50.720	75	51.907	1:51.670	98	47.337	1:50.565	9	54.919	1:46.322			
26	48.011	1:53.316	9	52.464	1:44.904	3	48.926	1:49.025	3	55.079	1:50.906			
31	50.776	1:52.206	26	54.592	1:52.011	9	53.350	1:46.688	98	56.011	1:53.427			
10	1 LAP	2:08.318	31	55.869	1:50.523	55	54.919	1:49.748	55	59.982	1:49.816			
33	52.711	1:52.829	33	58.441	1:51.160	16	57.617	1:52.060	16	1:02.194	1:49.330			
9	52.990	2:35.389	66	1:00.041	1:52.253	75	57.976	1:51.871	75	1:02.893	1:49.670			
66	53.218	1:52.767	84	1 LAP	2:11.673	26	59.891	1:51.101	33	1:07.423	1:49.356			
89	1:19.024	1:56.977	10	1 LAP	2:05.693	31	1:00.662	1:50.595	26	1:07.945	1:52.807			
1	1:28.192	1:52.076	89	1:31.864	1:58.270	33	1:02.820	1:50.181	31	1:08.287	1:52.378			
65	1:36.483	1:58.112	1	1:34.873	1:52.111	81	1 LAP	2:09.114	66	1:15.577	1:53.744			
32	1:36.985	1:58.213				66	1:06.586	1:52.347	81	1 LAP	2:05.472			
59	1:39.326	2:04.704				84	1 LAP	2:05.753	84	1 LAP	2:11.998			
47	1:39.436	1:56.706				10	1 LAP	2:05.259	1	1:51.620	1:55.417			
86	1:40.573	1:56.764				1	1:40.956	1:51.885	10	1 LAP	2:08.042			