



HISTORIC RACE MEETING

Donington Park National

27th March 2005




Results Provided by MST Sports Timing Ltd
www.msttiming.com

HSCC Legends Racing Historic Formula Ford in association with Avon Tyres

GRID - RACE 2

ROW 16	1:50.974	2:03.116
	89 CRITCHER	17 COX
ROW 15	1:48.611	1:50.252
	36 GARSIDE	46 BROMLEY
ROW 14	1:47.109	1:47.249
	81 MACKERETH	71 HICKS
ROW 13	1:46.191	1:46.215
	6 DAVIES	75 GODDARD
ROW 12	1:42.964	1:44.191
	66 THORNTON	53 HIBBERT
ROW 11	1:42.636	1:42.950
	58 VAN DER ZEE	30 GLOVER
ROW 10	1:41.889	1:42.380
	48 SCHLAEFLI	74 TOMKINS
ROW 9	1:40.538	1:41.345
	23 DUFFY	51 MOULDS
ROW 8	1:39.751	1:39.924
	44 BLADON	11 MITCHELL
ROW 7	1:39.278	1:39.496
	27 DIXON	4 SYKES
ROW 6	1:38.358	1:39.118
	83 PEARSON	21 BOWMAN
ROW 5	1:37.826	1:38.095
	69 LOWE	77 SHARPLES
ROW 4	1:36.284	1:36.851
	12 MINSHAW	7 GOLDSMITH
ROW 3	1:36.054	1:36.097
	42 BANCROFT	62 NORMAN
ROW 2	1:35.158	1:35.774
	40 HADFIELD	2 SLEEMAN
ROW 1	1:34.003	1:34.437
	1 FOWLER	87 ROWE

POLE



Reserves will be called forward in the following order:- 96, 85, 84

Weather / Track : Cloudy / Damp

These results are provisional until the conclusion of any judicial and technical matters.

Donington Park

Circuit Length = 1.9573 miles.

Start: 09:28 End: 09:43

Clerk of Course	Timekeeper:
-----------------	-------------

HSCC 70s Road Sports Championship For the Wesprey Castings Trophy

QUALIFYING - RACE 3

POS	NO	CL	DRIVER	NAT	CAR	TIME	LAPS	GAP	MPH
1	24	B	Charles BARTER		Datsun 240Z	1:41.755	8		69.24
2	27	B	Matthew BANNISTER		Datsun 240Z	1:42.616	8	0.861	68.66
3	9	B	Julian BARTER		TVR 3000M	1:43.381	7	1.626	68.15
4	44	C	Alan HARPER		Lotus Elan S4	1:44.621	8	2.866	67.35
5	1	A	Richard THORNE		Morgan +8	1:44.771	8	3.016	67.25
6	54	C	Chris HOLLAND		Lotus 7 S4	1:44.923	8	3.168	67.15
7	8	A	Neville DAY		Pontiac Firebird	1:45.489	5	3.734	66.79
8	26	B	Paul STAFFORD		Datsun 240Z	1:47.101	5	5.346	65.79
9	46	B	Jim BAYNAM		TVR Tuscan V6	1:48.227	4	6.472	65.10
10	37	B	Ken DAVIES		Porsche 911E	1:48.734	7	6.979	64.80
11	77	A	Andrew SHARP		Porsche 928	1:49.599	8	7.844	64.29
12	16	A	Trevor ROWNEY		MG BGT V8	1:49.601	7	7.846	64.29
13	51	B	Julian GAMMAGE		Triumph TR6	1:49.723	8	7.968	64.21
14	31	A	Mark BENNETT		MG BGT V8	1:49.762	8	8.007	64.19
15	43	C	Howard BENTHAM		Lotus Europa	1:49.793	8	8.038	64.17
16	72	D1	John THOMASON		Triumph Spitfire 1500	1:49.840	8	8.085	64.15
17	12	B	Neil CONDLIFFE		TVR 3000M	1:50.379	7	8.624	63.83
18	29	A	Philip BRIGGS		Porsche 928	1:50.745	8	8.990	63.62
19	98	Inv	Bob TROTTER		Ford Escort RS2000	1:51.135	8	9.380	63.40
20	14	D1	Jai SHARMA		Lancia Fulvia	1:51.673	7	9.918	63.09
21	68	C	Chris OVERTON		Lotus 7 S4	1:53.321	7	11.566	62.18
22	59	E	Ralph HARWOOD-PENN		MG Midget	1:53.393	7	11.638	62.14
23	73	C	Douglas LAWSON		Lotus Elan Coupe Sprint	1:54.008	7	12.253	61.80
24	21	B	Peter GREGORY		Maserati Merak	1:54.983	7	13.228	61.28
25	70	C	Simon ROBERTS		Lotus Esprit	1:56.330	7	14.575	60.57
26	64	A	Paul ANDERSON		Porsche 928	1:57.384	7	15.629	60.02
27	42	C	Ross BRAITHWAITE		Lotus Europa	2:04.101	6	22.346	56.77
28	10	D1	Nigel ASHLEY		Alfa Romeo GT Junior	2:04.654	7	22.899	56.52
29	63	D1	Jeremy ANSTEAD		Fiat X19	3:03.294	2	1:21.539	38.44

Cars 10, 21 & 73 - Transponders not working - Fix or you will NOT BE TIMED in the Race
 Weather / Track : Cloudy / Damp
 These results are provisional until the conclusion of any judicial and technical matters.

Donington Park
 Circuit Length = 1.9573 miles.
 Start: 09:50 End: 10:02

Clerk of Course	Timekeeper:
-----------------	-------------

HSCC 70s Road Sports Championship For the Wesprey Castings Trophy QUALIFYING LAP ANALYSIS - RACE 3

1	Richard THORNE	Morgan +8
1 -	2:45.217	6 - 1:46.820
2 -	1:57.627	7 - 1:46.974
3 -	1:52.369	8 - 1:44.771
4 -	1:49.018	
5 -	1:47.902	
8	Neville DAY	Pontiac Firebird
1 -	8:09.071	
2 -	1:55.375	
3 -	1:50.052	
4 -	1:47.507	
5 -	1:45.489	
9	Julian BARTER	TVR 3000M
1 -	3:27.957	6 - 1:43.381
2 -	2:02.481	7 - 1:51.935
3 -	1:55.448	
4 -	1:51.715	
5 -	1:43.961	
10	Nigel ASHLEY	Alfa Romeo GT Junior
1 -	3:05.199	6 - 2:06.625
2 -	2:15.605	7 - 2:04.654
3 -	2:12.414	
4 -	2:08.103	
5 -	2:05.933	
12	Neil CONDLIFFE	TVR 3000M
1 -	3:10.145	6 - 2:00.210
2 -	2:14.720	7 - 1:50.379
3 -	2:02.558	
4 -	1:55.694	
5 -	1:53.847	
14	Jai SHARMA	Lancia Fulvia
1 -	3:35.061	6 - 1:52.142
2 -	2:05.429	7 - 1:54.411
3 -	1:58.372	
4 -	1:57.341	
5 -	1:51.673	
16	Trevor ROWNEY	MG BGT V8
1 -	3:06.158	6 - 1:51.140
2 -	2:15.509	7 - 1:49.601
3 -	2:02.445	
4 -	1:54.941	
5 -	1:50.967	

HSCC 70s Road Sports Championship For the Wesprey Castings Trophy

QUALIFYING LAP ANALYSIS - RACE 3

(contd.)

21	Peter GREGORY	Maserati Merak
1 -	3:11.956	6 - 1:55.109
2 -	2:17.204	7 - 1:59.520
3 -	2:00.941	
4 -	1:54.983	
5 -	1:58.180	
24	Charles BARTER	Datsun 240Z
1 -	3:13.332	6 - 1:44.296
2 -	2:12.467	7 - 1:41.755
3 -	1:51.735	8 - 1:44.971
4 -	1:44.154	
5 -	1:43.330	
26	Paul STAFFORD	Datsun 240Z
1 -	8:05.195	
2 -	1:47.752	
3 -	1:47.101	
4 -	1:47.457	
5 -	1:51.124	
27	Matthew BANNISTER	Datsun 240Z
1 -	3:14.732	6 - 1:43.726
2 -	2:11.749	7 - 1:42.616
3 -	1:53.491	8 - 1:43.527
4 -	1:48.701	
5 -	1:45.211	
29	Philip BRIGGS	Porsche 928
1 -	2:47.838	6 - 1:54.267
2 -	2:02.090	7 - 1:50.745
3 -	1:56.443	8 - 1:53.943
4 -	1:53.866	
5 -	1:54.638	
31	Mark BENNETT	MG BGT V8
1 -	2:52.385	6 - 1:50.378
2 -	2:03.142	7 - 1:52.868
3 -	1:56.184	8 - 1:51.018
4 -	1:59.225	
5 -	1:49.762	
37	Ken DAVIES	Porsche 911E
1 -	3:07.759	6 - 1:50.564
2 -	2:15.143	7 - 1:48.734
3 -	2:02.288	
4 -	1:56.371	
5 -	1:51.319	

HSCC 70s Road Sports Championship For the Wesprey Castings Trophy

QUALIFYING LAP ANALYSIS - RACE 3

(contd.)

42	Ross BRAITHWAITE	Lotus Europa
1 -	2:57.181	6 - 2:04.101
2 -	2:12.423	
3 -	2:05.015	
4 -	2:07.147	
5 -	2:05.980	
43	Howard BENTHAM	Lotus Europa
1 -	2:41.919	6 - 1:50.960
2 -	1:58.428	7 - 1:52.349
3 -	1:52.207	8 - 1:49.907
4 -	1:53.350	
5 -	1:49.793	
44	Alan HARPER	Lotus Elan S4
1 -	2:44.036	6 - 2:18.669
2 -	1:57.837	7 - 1:44.621
3 -	1:51.703	8 - 1:46.797
4 -	1:47.778	
5 -	1:44.898	
46	Jim BAYNAM	TVR Tuscan V6
1 -	X:00.000	
2 -	1:51.145	
3 -	1:59.888	
4 -	1:48.227	
51	Julian GAMMAGE	Triumph TR6
1 -	3:01.677	6 - 1:50.949
2 -	2:05.753	7 - 1:49.723
3 -	1:52.499	8 - 1:51.376
4 -	1:54.466	
5 -	1:50.626	
54	Chris HOLLAND	Lotus 7 S4
1 -	2:57.978	6 - 1:46.955
2 -	1:55.966	7 - 1:45.791
3 -	1:49.918	8 - 1:44.923
4 -	1:48.545	
5 -	1:47.240	
59	Ralph HARWOOD-PENN	MG Midget
1 -	2:51.318	6 - 1:53.393
2 -	2:01.896	7 - 1:57.154
3 -	1:57.823	
4 -	2:05.747	
5 -	1:53.511	

HSCC 70s Road Sports Championship For the Wesprey Castings Trophy

QUALIFYING LAP ANALYSIS - RACE 3

(contd.)

63	Jeremy ANSTEAD	Fiat X19
1 - 3:03.294 2 - 2:24.936P		
64	Paul ANDERSON	Porsche 928
1 - 3:00.136 6 - 1:57.622 2 - 2:10.184 7 - 1:59.042 3 - 2:05.094 4 - 2:06.778 5 - 1:57.384		
68	Chris OVERTON	Lotus 7 S4
1 - 3:35.620 6 - 2:14.221 2 - 2:01.818 7 - 1:55.225 3 - 1:56.068 4 - 1:53.321 5 - 1:57.716		
70	Simon ROBERTS	Lotus Esprit
1 - 4:13.855 6 - 1:56.330 2 - 2:02.434 7 - 1:56.637 3 - 1:58.783 4 - 2:00.264 5 - 1:57.797		
72	John THOMASON	Triumph Spitfire 1500
1 - 2:58.892 6 - 1:50.727 2 - 2:07.727 7 - 1:49.840 3 - 1:56.142 8 - 1:51.400 4 - 1:52.757 5 - 1:50.474		
73	Douglas LAWSON	Lotus Elan Coupe Sprint
1 - 3:08.817 6 - 2:00.676 2 - 2:20.503 7 - 1:54.008 3 - 2:04.638 4 - 1:56.697 5 - 1:58.168		
77	Andrew SHARP	Porsche 928
1 - 2:56.808 6 - 1:50.535 2 - 2:01.303 7 - 1:51.258 3 - 1:54.560 8 - 1:50.628 4 - 1:57.597 5 - 1:49.599		

Cars 10, 21 & 73 - Transponders not working - Fix or you will NOT BE TIMED in the Race
 Weather / Track : Cloudy / Damp

Donington Park
 Circuit Length = 1.9573 miles.
 Start: 09:50 End: 10:02

HSCC 70s Road Sports Championship For the Wesprey Castings Trophy QUALIFYING LAP ANALYSIS - RACE 3

(contd.)

98	Bob TROTTER	Ford Escort RS2000
1 - 2:43.188	6 - 1:55.039	
2 - 1:58.036	7 - 1:53.550	
3 - 1:55.537	8 - 1:51.306	
4 - 1:51.273		
5 - 1:51.135		

HSCC 70s Road Sports Championship For the Wesprey Castings Trophy

GRID - RACE 3

ROW 15	3:03.294	63 ANSTEAD	
ROW 14	2:04.101	42 BRAITHWAITE	2:04.654 10 ASHLEY
ROW 13	1:56.330	70 ROBERTS	1:57.384 64 ANDERSON
ROW 12	1:54.008	73 LAWSON	1:54.983 21 GREGORY
ROW 11	1:53.321	68 OVERTON	1:53.393 59 HARWOOD-PENN
ROW 10	1:51.135	98 TROTTER	1:51.673 14 SHARMA
ROW 9	1:50.379	12 CONDLIFFE	1:50.745 29 BRIGGS
ROW 8	1:49.793	43 BENTHAM	1:49.840 72 THOMASON
ROW 7	1:49.723	51 GAMAGE	1:49.762 31 BENNETT
ROW 6	1:49.599	77 SHARP	1:49.601 16 ROWNEY
ROW 5	1:48.227	46 BAYNAM	1:48.734 37 DAVIES
ROW 4	1:45.489	8 DAY	1:47.101 26 STAFFORD
ROW 3	1:44.771	1 THORNE	1:44.923 54 HOLLAND
ROW 2	1:43.381	9 BARTER	1:44.621 44 HARPER
ROW 1	1:41.755	24 BARTER	1:42.616 27 BANNISTER
POLE			

Cars 10, 21 & 73 - Transponders not working - Fix or you will NOT BE TIMED in the Race
Weather / Track : Cloudy / Damp
These results are provisional until the conclusion of any judicial and technical matters.

Donington Park
 Circuit Length = 1.9573 miles.
 Start: 09:50 End: 10:02

Clerk of Course	Timekeeper:
-----------------	-------------

HSCC Legends Racing Historic Formula Ford in association with Avon Tyres QUALIFYING - RACE 2

POS	NO	CL	DRIVER	NAT	CAR	TIME	LAPS	GAP	MPH
1	1		Neil FOWLER		Lola T200	1:34.003	10		74.95
2	87		Nelson ROWE		Crossle 20F	1:34.437	10	0.434	74.61
3	40		Simon HADFIELD		Merlyn Mk20	1:35.158	10	1.155	74.04
4	2		Paul SLEEMAN		Jamun T2	1:35.774	10	1.771	73.57
5	42		Nigel BANCROFT		Crossle 20F	1:36.054	10	2.051	73.35
6	62		Keith NORMAN		Palliser WDF3	1:36.097	10	2.094	73.32
7	12		Jason MINSHAW		Merlyn Mk 20	1:36.284	10	2.281	73.18
8	7		John GOLDSMITH		Macon MR8B	1:36.851	9	2.848	72.75
9	69		Dave LOWE		Lotus 69	1:37.826	9	3.823	72.02
10	77		Chris SHARPLES		Palliser WDF1	1:38.095	10	4.092	71.83
11	83		John PEARSON		Merlyn MkIIA	1:38.358	10	4.355	71.63
12	21		Neil BOWMAN		Macon MR7B	1:39.118	9	5.115	71.09
13	27		Dick DIXON		Lotus 61	1:39.278	9	5.275	70.97
14	4		John SYKES		Merlyn MK11A	1:39.496	10	5.493	70.82
15	44		John BLADON		Merlyn Mk11A	1:39.751	9	5.748	70.63
16	11		Westie MITCHELL		Merlyn MK20	1:39.924	9	5.921	70.51
17	23		Gil DUFFY		March 708	1:40.538	9	6.535	70.08
18	51		John MOULDS		Merlyn MkII	1:41.345	9	7.342	69.52
19	48		Crispin SCHLAEFLI		Macon MR8	1:41.889	9	7.886	69.15
20	85		C LILLINGSTON-PRICE		Merlyn Mk11	1:42.333	9	8.330	68.85
21	74		Will TOMKINS		Merlyn Mk20A	1:42.380	8	8.377	68.82
22	58		Terry VAN DER ZEE		Nike MK4	1:42.636	9	8.633	68.65
23	30		Neil GLOVER		Macon Mk8	1:42.950	9	8.947	68.44
24	66		Gregory THORNTON		Titan MK 4	1:42.964	9	8.961	68.43
25	53		Martin HIBBERT		Merlin 20A	1:44.191	9	10.188	67.62
26	96		Dean BOWER		Hawke DL2B	1:45.161	8	11.158	67.00
27	6		Neil DAVIES		Lotus 61MX	1:46.191	5	12.188	66.35
28	75		Anthony GODDARD		Merlyn Mk20	1:46.215	8	12.212	66.34
29	81		Alastair MACKERETH		Merlyn 20A	1:47.109	9	13.106	65.78
30	71		Alan HICKS		Lotus 61	1:47.249	8	13.246	65.70
31	36		Andrew GARSIDE		Elden Mk8	1:48.611	9	14.608	64.87
32	46		Mike BROMLEY		Merlyn 11a	1:50.252	9	16.249	63.91
33	89		Gary CRITCHER		Nike Mk4/6	1:50.974	8	16.971	63.49
34	84		Iain ROWLEY		Alexis 18B	1:55.511	5	21.508	61.00
35	17		Bernard COX		Lola T200	2:03.116	7	29.113	57.23

Cars 6, 69 & 89 - Transponders not working Fix or you will NOT BE TIMED in the Race
Weather / Track : Cloudy / . Damp
These results are provisional until the conclusion of any judicial and technical matters.

Donington Park
Circuit Length = 1.9573 miles.
Start: 09:28 End: 09:43

Clerk of Course	Timekeeper:
-----------------	-------------

HSCC Legends Racing Historic Formula Ford in association with Avon Tyres QUALIFYING LAP ANALYSIS - RACE 2

1	Neil FOWLER	Lola T200
1 -	5:13.392	6 - 1:34.045
2 -	1:36.261	7 - 1:34.633
3 -	1:37.233	8 - 1:35.241
4 -	1:34.003	9 - 1:35.129
5 -	1:35.226	10 - 1:34.131
2	Paul SLEEMAN	Jamun T2
1 -	4:29.319	6 - 1:37.120
2 -	1:42.429	7 - 1:36.215
3 -	1:39.889	8 - 1:39.155
4 -	1:38.098	9 - 1:36.112
5 -	1:38.201	10 - 1:35.774
4	John SYKES	Merlyn MK11A
1 -	4:14.689	6 - 1:41.449
2 -	1:44.123	7 - 1:39.938
3 -	1:42.691	8 - 1:42.244
4 -	1:44.359	9 - 1:41.710
5 -	1:42.028	10 - 1:39.496
6	Neil DAVIES	Lotus 61MX
1 -	X:00.000	
2 -	1:48.029	
3 -	1:46.422	
4 -	1:47.674	
5 -	1:46.191	
7	John GOLDSMITH	Macon MR8B
1 -	4:21.461	6 - 1:37.870
2 -	1:43.123	7 - 1:37.512
3 -	1:45.226P	8 - 1:39.423
4 -	3:31.448	9 - 1:36.851
5 -	1:40.645	
11	Westie MITCHELL	Merlyn MK20
1 -	4:23.591	6 - 1:43.820
2 -	1:47.988	7 - 1:40.863
3 -	1:40.814	8 - 1:39.924
4 -	2:07.765	9 - 2:22.079
5 -	1:42.310	
12	Jason MINSHAW	Merlyn Mk 20
1 -	4:12.233	6 - 1:36.466
2 -	1:40.110	7 - 1:38.743
3 -	1:37.243	8 - 1:37.091
4 -	1:40.418	9 - 1:38.339
5 -	1:44.713	10 - 1:36.284

HSCC Legends Racing Historic Formula Ford in association with Avon Tyres QUALIFYING LAP ANALYSIS - RACE 2

(contd.)

17	Bernard COX	Lola T200
1 -	5:35.234	6 - 2:08.541
2 -	2:16.981	7 - 2:08.490
3 -	2:15.223	
4 -	2:08.996	
5 -	2:03.116	
21	Neil BOWMAN	Macon MR7B
1 -	4:40.206	6 - 1:43.540
2 -	2:02.175	7 - 1:43.469
3 -	1:46.506	8 - 1:41.048
4 -	1:43.184	9 - 1:39.118
5 -	1:44.350	
23	Gil DUFFY	March 708
1 -	4:23.329	6 - 1:41.982
2 -	1:50.405	7 - 1:40.538
3 -	1:42.602	8 - 1:42.983
4 -	1:45.096	9 - 1:43.219
5 -	1:42.214	
27	Dick DIXON	Lotus 61
1 -	4:46.509	6 - 1:44.906
2 -	2:01.104	7 - 1:45.151
3 -	1:46.440	8 - 1:40.899
4 -	1:41.816	9 - 1:39.278
5 -	1:42.372	
30	Neil GLOVER	Macon Mk8
1 -	4:37.337	6 - 1:49.456
2 -	1:51.950	7 - 1:43.966
3 -	1:46.780	8 - 1:42.950
4 -	1:45.634	9 - 1:44.633
5 -	2:08.195	
36	Andrew GARSIDE	Elden Mk8
1 -	4:31.453	6 - 1:56.940
2 -	2:09.822	7 - 1:53.448
3 -	1:58.028	8 - 1:52.836
4 -	1:53.382	9 - 1:48.611
5 -	1:50.171	
40	Simon HADFIELD	Merlyn Mk20
1 -	4:25.668	6 - 1:35.608
2 -	1:40.379	7 - 1:36.678
3 -	1:38.282	8 - 1:35.158
4 -	1:37.641	9 - 1:38.879
5 -	1:36.351	10 - 1:35.821

HSCC Legends Racing Historic Formula Ford in association with Avon Tyres QUALIFYING LAP ANALYSIS - RACE 2

(contd.)

42	Nigel BANCROFT	Crossle 20F
1 -	4:14.198	6 - 1:37.963
2 -	1:40.954	7 - 1:39.445
3 -	1:38.210	8 - 1:36.054
4 -	1:38.334	9 - 1:41.976
5 -	1:40.265	10 - 1:36.337
44	John BLADON	Merlyn Mk11A
1 -	4:34.036	6 - 1:39.751
2 -	1:49.617	7 - 1:39.967
3 -	1:44.395	8 - 1:41.540
4 -	1:44.933	9 - 1:42.413
5 -	1:41.111	
46	Mike BROMLEY	Merlyn 11a
1 -	4:33.618	6 - 1:50.252
2 -	2:12.045	7 - 1:51.184
3 -	2:00.644	8 - 1:53.674
4 -	1:52.805	9 - 1:51.597
5 -	1:50.811	
48	Crispin SCHLAEFLI	Macon MR8
1 -	4:25.301	6 - 1:43.881
2 -	1:55.309	7 - 1:42.331
3 -	1:47.362	8 - 1:41.889
4 -	1:49.483	9 - 1:42.269
5 -	1:46.756	
51	John MOULDS	Merlyn MkII
1 -	4:42.193	6 - 1:42.633
2 -	2:03.641	7 - 1:46.805
3 -	1:46.294	8 - 1:41.929
4 -	1:43.989	9 - 1:41.345
5 -	1:46.464	
53	Martin HIBBERT	Merlin 20A
1 -	4:35.149	6 - 1:46.439
2 -	1:54.008	7 - 1:45.017
3 -	1:49.129	8 - 1:44.191
4 -	1:49.466	9 - 1:44.906
5 -	1:48.008	
58	Terry VAN DER ZEE	Nike MK4
1 -	4:47.594	6 - 1:42.843
2 -	1:59.032	7 - 1:43.410
3 -	1:52.833	8 - 1:42.636
4 -	1:44.982	9 - 1:44.073
5 -	1:44.035	

HSCC Legends Racing Historic Formula Ford in association with Avon Tyres QUALIFYING LAP ANALYSIS - RACE 2

(contd.)

62	Keith NORMAN	Palliser WDF3
1 -	4:33.135	6 - 1:37.870
2 -	1:48.412	7 - 1:37.344
3 -	1:40.842	8 - 1:37.893
4 -	1:38.120	9 - 1:38.539
5 -	1:39.903	10 - 1:36.097
66	Gregory THORNTON	Titan MK 4
1 -	4:39.174	6 - 1:45.615
2 -	1:56.780	7 - 1:45.437
3 -	1:46.871	8 - 2:11.651
4 -	1:45.318	9 - 1:42.964
5 -	1:45.617	
69	Dave LOWE	Lotus 69
1 -	4:42.640	6 - 1:37.826
2 -	1:49.133	7 - 1:39.156
3 -	1:44.848	8 - 1:40.241
4 -	1:41.869	9 - 1:40.509
5 -	1:38.716	
71	Alan HICKS	Lotus 61
1 -	4:26.683	6 - 1:47.249
2 -	1:56.118	7 - 2:07.535
3 -	1:47.583	8 - 2:22.325P
4 -	1:52.029	
5 -	1:47.762	
74	Will TOMKINS	Merlyn Mk20A
1 -	5:16.512	6 - 1:44.303
2 -	1:51.391	7 - 1:46.056
3 -	1:47.027	8 - 1:42.380
4 -	1:58.956	
5 -	2:06.013	
75	Anthony GODDARD	Merlyn Mk20
1 -	5:34.430	6 - 1:47.943
2 -	1:58.836	7 - 1:46.809
3 -	1:52.556	8 - 1:46.215
4 -	1:47.985	
5 -	1:50.783	
77	Chris SHARPLES	Palliser WDF1
1 -	4:21.484	6 - 1:39.953
2 -	1:45.934	7 - 1:39.080
3 -	1:41.487	8 - 1:38.095
4 -	1:48.775	9 - 1:38.981
5 -	1:41.286	10 - 1:47.402

Cars 6, 69 & 89 - Transponders not working Fix or you will NOT BE TIMED in the Race
Weather / Track : Cloudy / Damp

Donington Park
Circuit Length = 1.9573 miles.
Start: 09:28 End: 09:43

HSCC Legends Racing Historic Formula Ford in association with Avon Tyres QUALIFYING LAP ANALYSIS - RACE 2

(contd.)

81	Alastair MACKERETH	Merlyn 20A
1 -	4:28.249	6 - 1:49.260
2 -	1:56.838	7 - 1:48.414
3 -	1:47.109	8 - 1:47.627
4 -	1:55.332	9 - 1:48.729
5 -	1:50.518	
83	John PEARSON	Merlyn MkIIA
1 -	4:31.487	6 - 1:43.258
2 -	1:45.494	7 - 1:40.184
3 -	1:40.222	8 - 1:40.042
4 -	1:42.180	9 - 1:39.344
5 -	1:40.529	10 - 1:38.358
84	Iain ROWLEY	Alexis 18B
1 -	4:37.242	
2 -	2:00.529	
3 -	1:59.170	
4 -	1:55.511	
5 -	2:03.475P	
85	C LILLINGSTON-PRICE	Merlyn Mk11
1 -	4:36.517	6 - 1:47.017
2 -	2:02.950	7 - 1:45.486
3 -	1:50.504	8 - 1:42.333
4 -	1:45.032	9 - 1:44.596
5 -	1:46.556	
87	Nelson ROWE	Crossle 20F
1 -	4:25.109	6 - 1:34.437
2 -	1:43.705	7 - 1:36.225
3 -	1:38.453	8 - 1:35.327
4 -	1:36.970	9 - 1:37.513
5 -	1:35.935	10 - 1:35.951
89	Gary CRITCHER	Nike Mk4/6
1 -	4:34.996	6 - 1:52.638
2 -	2:11.630	7 - 2:04.985
3 -	1:55.091	8 - 1:52.565
4 -	1:51.881	
5 -	1:50.974	
96	Dean BOWER	Hawke DL2B
1 -	6:19.823	6 - 1:47.370
2 -	1:47.377	7 - 1:45.161
3 -	1:56.432	8 - 1:47.483
4 -	1:48.556	
5 -	1:50.802	

Cars 6, 69 & 89 - Transponders not working Fix or you will NOT BE TIMED in the Race
Weather / Track : Cloudy / Damp

Donington Park
Circuit Length = 1.9573 miles.
Start: 09:28 End: 09:43

Vredestein JEC XK Challenge inc 70s Road Sports Classes D1 & D2

QUALIFYING - RACE 1

POS	NO	CL	DRIVER	NAT	CAR	TIME	LAPS	GAP	MPH
1	1	D	Graeme DODD		Jaguar XK120	1:41.133	10		69.67
2	3	C	Rob NEWALL		Jaguar XK120	1:44.898	9	3.765	67.17
3	12	C	Grahame BULL		Jaguar XK150	1:44.962	9	3.829	67.13
4	33	D	Nigel WEBB		Jaguar XK120	1:45.831	10	4.698	66.58
5	17	C	David HALL		Jaguar XK120	1:46.887	9	5.754	65.92
6	20	C	Michael O'SHEA		Jaguar XK150	1:47.072	9	5.939	65.80
7	24	C	Trevor GROOM		Jaguar XK140	1:47.441	9	6.308	65.58
8	32	D	Sir John CHISHOLM		Jaguar XK120	1:48.975	9	7.842	64.66
9	5	D	Richard HACKETT		Jaguar XK120	1:50.672	9	9.539	63.66
10	2	C	Chris KEITH-LUCAS		Jaguar XK120	1:50.793	9	9.660	63.59
11	29	C	Mark GIBBON		Jaguar XK120	1:51.970	9	10.837	62.93
12	14	C	Colin YOULE		Jaguar XK120	1:52.679	8	11.546	62.53
13	59	C	Malcolm VEREY		Jaguar XK150S	1:54.700	8	13.567	61.43
14	34	D2	Sarah HUTCHISON		Lancia Beta	1:55.641	8	14.508	60.93
15	28	D2	William MORTON		Alfa Romeo Alfetta 2.0 GTV	1:56.215	8	15.082	60.63
16	7	B	Brian ARCULUS		Jaguar XK120	1:56.735	6	15.602	60.36
17	30	D	Dick SKIPWORTH		Jaguar XK120	1:56.907	9	15.774	60.27
18	57	D2	Mark OLDFIELD		Alfa Romeo Alfetta GTV	1:57.474	8	16.341	59.98
19	99	C	Chris KEEN		Jaguar XK120	1:57.650	8	16.517	59.89
20	51	B	Glenn TOLLETT		Jaguar XK120	1:57.848	8	16.715	59.79
21	50	D2	Matthew HAMMOND		Triumph TR7	1:59.041	8	17.908	59.19
22	36	B	Nicholas WILKINS		Jaguar XK120	2:00.486	8	19.353	58.48
23	52	D2	Graham HALL		Alfa Romeo 2000 GTV	2:01.524	8	20.391	57.98
24	23	C	Graham LOVE		Jaguar XK150	2:01.759	8	20.626	57.87
25	78	D2	Mark DUDLEY		Alfa Romeo GTV	2:02.286	8	21.153	57.62
26	76	D2	David ERWIN		Alfa Romeo 2000 GTV	2:03.946	8	22.813	56.85
27	49	D2	Andrew GAMMAGE		Triumph GT6	2:04.401	4	23.268	56.64
28	61	D2	Luke CLARK-BAGNALL		Triumph GT6	2:09.550	8	28.417	54.39

Cars 20, 23, 24, & 51 Transponders not working - Fix or you will NOT BE TIMED in the Race
Weather / Track : Cloudy / Damp
These results are provisional until the conclusion of any judicial and technical matters.

Donington Park
Circuit Length = 1.9573 miles.
Start: 09:05 End: 09:20

Clerk of Course	Timekeeper:
-----------------	-------------

Vredestein JEC XK Challenge inc 70s Road Sports Classes D1 & D2 QUALIFYING LAP ANALYSIS - RACE 1

1	Graeme DODD	Jaguar XK120
1 - X:00.000	6 - 1:41.969	
2 - 1:48.235	7 - 1:44.146	
3 - 1:41.640	8 - 1:41.252	
4 - 1:41.375	9 - 1:41.133	
5 - 1:42.072	10 - 1:42.742	
2	Chris KEITH-LUCAS	Jaguar XK120
1 - X:00.000	6 - 1:53.202	
2 - 2:11.065	7 - 1:52.978	
3 - 1:58.902	8 - 1:52.507	
4 - 1:53.845	9 - 1:50.793	
5 - 1:56.418		
3	Rob NEWALL	Jaguar XK120
1 - X:00.000	6 - 1:49.840	
2 - 1:50.050	7 - 1:48.253	
3 - 1:52.008	8 - 1:50.126	
4 - 1:44.898	9 - 1:51.617	
5 - 1:44.899		
5	Richard HACKETT	Jaguar XK120
1 - X:00.000	6 - 1:52.474	
2 - 2:00.051	7 - 1:52.619	
3 - 1:52.574	8 - 1:52.379	
4 - 1:53.676	9 - 1:50.672	
5 - 1:51.507		
7	Brian ARCULUS	Jaguar XK120
1 - X:00.000	6 - 2:04.378P	
2 - 2:04.490		
3 - 1:58.636		
4 - 1:57.597		
5 - 1:56.735		
12	Grahame BULL	Jaguar XK150
1 - X:00.000	6 - 1:47.938	
2 - 1:52.471	7 - 1:48.147	
3 - 1:48.206	8 - 1:50.632	
4 - 1:46.578	9 - 1:45.283	
5 - 1:44.962		
14	Colin YOULE	Jaguar XK120
1 - X:00.000	6 - 1:58.503	
2 - 2:11.227	7 - 2:01.500	
3 - 2:04.032	8 - 1:52.679	
4 - 1:57.038		
5 - 2:01.023		

Vredestein JEC XK Challenge inc 70s Road Sports Classes D1 & D2 QUALIFYING LAP ANALYSIS - RACE 1

(contd.)

17	David HALL	Jaguar XK120
1 - X:00.000	6 - 1:46.887	
2 - 2:04.127	7 - 1:49.106	
3 - 1:51.399	8 - 1:53.738	
4 - 1:49.863	9 - 1:47.339	
5 - 1:48.019		
20	Michael O'SHEA	Jaguar XK150
1 - X:00.000	6 - 1:48.470	
2 - 1:54.911	7 - 1:52.651	
3 - 1:49.892	8 - 1:50.447	
4 - 1:47.072	9 - 2:05.762P	
5 - 1:47.382		
23	Graham LOVE	Jaguar XK150
1 - X:00.000	6 - 2:05.478	
2 - 2:08.774	7 - 2:05.641	
3 - 2:05.413	8 - 2:01.759	
4 - 2:07.466		
5 - 2:08.225		
24	Trevor GROOM	Jaguar XK140
1 - X:00.000	6 - 1:47.441	
2 - 2:02.398	7 - 1:48.311	
3 - 1:54.068	8 - 1:48.431	
4 - 1:50.331	9 - 1:47.789	
5 - 1:47.736		
28	William MORTON	Alfa Romeo Alfetta 2.0 GTV
1 - X:00.000	6 - 1:57.355	
2 - 2:13.277	7 - 1:56.215	
3 - 1:59.390	8 - 2:00.860	
4 - 1:59.296		
5 - 1:59.825		
29	Mark GIBBON	Jaguar XK120
1 - X:00.000	6 - 1:55.708	
2 - 2:04.248	7 - 1:52.994	
3 - 1:55.427	8 - 1:51.970	
4 - 1:54.362	9 - 1:53.700	
5 - 1:52.727		
30	Dick SKIPWORTH	Jaguar XK120
1 - X:00.000	6 - 1:59.675	
2 - 2:11.180	7 - 1:58.329	
3 - 1:58.886	8 - 1:58.169	
4 - 2:02.988	9 - 1:57.781	
5 - 1:56.907		

Cars 20, 23, 24, & 51 Transponders not working - Fix or you will NOT BE TIMED in the Race
Weather / Track : Cloudy / Damp

Donington Park
Circuit Length = 1.9573 miles.
Start: 09:05 End: 09:20

Vredestein JEC XK Challenge inc 70s Road Sports Classes D1 & D2 QUALIFYING LAP ANALYSIS - RACE 1

(contd.)

32	Sir John CHISHOLM	Jaguar XK120
1 - X:00.000	6 - 1:51.873	
2 - 2:07.546	7 - 1:48.975	
3 - 1:56.339	8 - 2:05.829	
4 - 1:54.586	9 - 1:51.073	
5 - 1:51.306		
33	Nigel WEBB	Jaguar XK120
1 - X:00.000	6 - 1:49.568	
2 - 1:49.787	7 - 1:48.287	
3 - 1:47.370	8 - 1:50.375	
4 - 1:46.295	9 - 1:45.831	
5 - 1:48.403	10 - 1:47.364	
34	Sarah HUTCHISON	Lancia Beta
1 - X:00.000	6 - 2:05.475	
2 - 2:12.350	7 - 1:55.641	
3 - 2:05.971	8 - 1:55.794	
4 - 2:00.848		
5 - 2:04.538		
36	Nicholas WILKINS	Jaguar XK120
1 - X:00.000	6 - 2:01.802	
2 - 2:13.577	7 - 2:02.660	
3 - 2:13.322	8 - 2:00.486	
4 - 2:03.617		
5 - 2:04.005		
49	Andrew GAMMAGE	Triumph GT6
1 - X:00.000		
2 - 2:15.060		
3 - 2:05.558		
4 - 2:04.401		
50	Matthew HAMMOND	Triumph TR7
1 - X:00.000	6 - 2:02.448	
2 - 2:13.974	7 - 2:01.530	
3 - 2:03.946	8 - 1:59.041	
4 - 2:01.755		
5 - 2:02.058		
51	Glenn TOLLETT	Jaguar XK120
1 - X:00.000	6 - 1:57.880	
2 - 2:11.507	7 - 1:59.422	
3 - 2:06.724	8 - 2:10.856P	
4 - 2:01.765		
5 - 1:57.848		

Cars 20, 23, 24, & 51 Transponders not working - Fix or you will NOT BE TIMED in the Race
Weather / Track : Cloudy / Damp

Donington Park
Circuit Length = 1.9573 miles.
Start: 09:05 End: 09:20


Vredestein JEC XK Challenge inc 70s Road Sports Classes D1 & D2 QUALIFYING LAP ANALYSIS - RACE 1

(contd.)

52	Graham HALL	Alfa Romeo 2000 GTV
1 - X:00.000	6 - 2:01.524	
2 - 2:12.549	7 - 2:16.888	
3 - 2:05.638	8 - 2:02.231	
4 - 2:02.392		
5 - 2:02.377		
57	Mark OLDFIELD	Alfa Romeo Alfetta GTV
1 - X:00.000	6 - 2:02.561	
2 - 2:13.858	7 - 2:02.494	
3 - 2:04.745	8 - 1:57.474	
4 - 2:02.734		
5 - 2:04.079		
59	Malcolm VEREY	Jaguar XK150S
1 - X:00.000	6 - 3:19.484	
2 - 2:10.940	7 - 1:56.491	
3 - 2:00.726	8 - 1:54.700	
4 - 2:03.083		
5 - 2:20.804P		
61	Luke CLARK-BAGNALL	Triumph GT6
1 - X:00.000	6 - 2:11.076	
2 - 2:14.039	7 - 2:13.691	
3 - 2:34.521	8 - 2:09.677	
4 - 2:09.550		
5 - 2:36.771		
76	David ERWIN	Alfa Romeo 2000 GTV
1 - X:00.000	6 - 2:04.166	
2 - 2:13.275	7 - 2:06.103	
3 - 2:10.198	8 - 2:04.800	
4 - 2:03.946		
5 - 2:06.134		
78	Mark DUDLEY	Alfa Romeo GTV
1 - X:00.000	6 - 2:02.286	
2 - 2:11.025	7 - 2:05.276	
3 - 2:14.293	8 - 2:04.152	
4 - 2:04.177		
5 - 2:04.553		
99	Chris KEEN	Jaguar XK120
1 - X:00.000	6 - 1:57.650	
2 - 2:13.615	7 - 2:01.576	
3 - 2:10.379	8 - 2:07.860	
4 - 2:01.962		
5 - 1:59.517		

Vredestein JEC XK Challenge inc 70s Road Sports Classes D1 & D2

GRID - RACE 1

ROW 14	2:04.401 49 GAMMAGE	2:09.550 61 CLARK-BAGNALL
ROW 13	2:02.286 78 DUDLEY	2:03.946 76 ERWIN
ROW 12	2:01.524 52 HALL	2:01.759 23 LOVE
ROW 11	1:59.041 50 HAMMOND	2:00.486 36 WILKINS
ROW 10	1:57.650 99 KEEN	1:57.848 51 TOLLETT
ROW 9	1:56.907 30 SKIPWORTH	1:57.474 57 OLDFIELD
ROW 8	1:56.215 28 MORTON	1:56.735 7 ARCULUS
ROW 7	1:54.700 59 VEREY	1:55.641 34 HUTCHISON
ROW 6	1:51.970 29 GIBBON	1:52.679 14 YOULE
ROW 5	1:50.672 5 HACKETT	1:50.793 2 KEITH-LUCAS
ROW 4	1:47.441 24 GROOM	1:48.975 32 CHISHOLM
ROW 3	1:46.887 17 HALL	1:47.072 20 O'SHEA
ROW 2	1:44.962 12 BULL	1:45.831 33 WEBB
ROW 1	1:41.133 1 DODD	1:44.898 3 NEWALL
POLE		
		

Cars 20, 23, 24, & 51 Transponders not working - Fix or you will NOT BE TIMED in the Race
Weather / Track : Cloudy / Damp
These results are provisional until the conclusion of any judicial and technical matters.

Donington Park
 Circuit Length = 1.9573 miles.
 Start: 09:05 End: 09:20

Clerk of Course	Timekeeper:
-----------------	-------------

HSCC Derek Bell Trophy supported by Motor Sport Magazine QUALIFYING - RACE 4

POS	NO	CL	DRIVER	NAT	CAR	TIME	LAPS	GAP	MPH
1	74	A	Ian GILES		Gurney Eagle FA74	1:25.364	9		82.54
2	40	A	Simon HADFIELD		Chevron B37	1:25.689	10	0.325	82.23
3	1	C	Stuart TILLEY		Modus M1	1:30.362	10	4.998	77.97
4	18	B	Amnon NEEDHAM		Tecno F2	1:30.446	7	5.082	77.90
5	61	B	Steve WORRAD		Brabham BT30	1:32.628	9	7.264	76.07
6	85	B	C LILLINGSTON-PRICE		Tecno T70	1:33.160	8	7.796	75.63
7	27	B	James MURRAY		Brabham BT36	1:33.850	7	8.486	75.08
8	24	A	Frank LYONS		Hesketh 308E	1:34.085	8	8.721	74.89
9	14	C	Chris BALL		Brabham BT29 Formula Atlantic	1:34.199	9	8.835	74.80
10	54	E	Peter RICHARDS		Delta T79	1:34.400	8	9.036	74.64
11	73	A	Tim BARRY		March 76A	1:37.443	4	12.079	72.31
12	97	C	Peter SHAW		Brabham BT35	1:39.742	9	14.378	70.64
13	3	B	Ian JACOBS		March 742	1:40.782	7	15.418	69.91
14	5	B	John MONSON		Crossle 19F	1:40.789	7	15.425	69.91
15	11	B	Tim BARRINGTON		Lola T240	1:43.590	4	18.226	68.02
16	93	A	David WOOD		Lola T142	1:43.893	9	18.529	67.82

Car 5 - 2 Transponders fitted - please remove one !

Weather / Track : Cloudy / Damp

These results are provisional until the conclusion of any judicial and technical matters.

Donington Park

Circuit Length = 1.9573 miles.

Start: 10:10 End: 10:25

Clerk of Course	Timekeeper:
-----------------	-------------

HSCC Derek Bell Trophy supported by Motor Sport Magazine

QUALIFYING LAP ANALYSIS - RACE 4

1	Stuart TILLEY	Modus M1
1 -	4:46.582	6 - 1:31.702
2 -	1:37.079	7 - 1:30.362
3 -	1:34.154	8 - 1:31.861
4 -	1:32.738	9 - 1:30.892
5 -	1:31.960	10 - 1:30.505
3	Ian JACOBS	March 742
1 -	9:15.695	6 - 1:40.782
2 -	1:43.083	7 - 1:41.968
3 -	1:43.719	
4 -	1:42.525	
5 -	1:41.595	
5	John MONSON	Crossle 19F
1 -	7:49.577	6 - 1:41.043
2 -	1:54.468	7 - 1:40.789
3 -	1:48.774	
4 -	1:45.948	
5 -	1:45.080	
11	Tim BARRINGTON	Lola T240
1 -	5:18.605	
2 -	1:45.079	
3 -	1:43.590	
4 -	1:56.968P	
14	Chris BALL	Brabham BT29 Formula Atlantic
1 -	5:04.598	6 - 1:37.890
2 -	1:44.284	7 - 1:35.724
3 -	1:42.334	8 - 1:35.326
4 -	1:38.254	9 - 1:34.199
5 -	1:38.548	
18	Amnon NEEDHAM	Tecno F2
1 -	7:27.517P	6 - 1:30.806
2 -	3:18.639	7 - 1:30.446
3 -	1:35.055	
4 -	1:32.764	
5 -	1:32.865	
24	Frank LYONS	Hesketh 308E
1 -	5:30.305	6 - 1:34.085
2 -	1:51.568	7 - 1:36.479
3 -	1:40.836	8 - 1:34.491P
4 -	1:39.631	
5 -	1:41.315	

Car 5 - 2 Transponders fitted - please remove one !
Weather / Track : Cloudy / Damp

Donington Park
Circuit Length = 1.9573 miles.
Start: 10:10 End: 10:25

HSCC Derek Bell Trophy supported by Motor Sport Magazine

QUALIFYING LAP ANALYSIS - RACE 4

(contd.)

27	James MURRAY	Brabham BT36
1 -	6:56.973P	6 - 1:33.850
2 -	3:14.395	7 - 1:33.867
3 -	1:39.257	
4 -	1:36.204	
5 -	1:35.966	
40	Simon HADFIELD	Chevron B37
1 -	5:02.031	6 - 1:27.518
2 -	1:36.543	7 - 1:25.689
3 -	1:30.841	8 - 1:26.825
4 -	1:28.149	9 - 1:26.310
5 -	1:27.212	10 - 1:25.872
54	Peter RICHARDS	Delta T79
1 -	8:08.048	6 - 1:35.903
2 -	1:42.643	7 - 1:34.400
3 -	1:39.982	8 - 1:36.527
4 -	1:36.452	
5 -	1:34.431	
61	Steve WORRAD	Brabham BT30
1 -	5:12.112P	6 - 1:37.209
2 -	2:07.349	7 - 1:33.035
3 -	1:39.719	8 - 1:32.628
4 -	1:36.514	9 - 1:39.414
5 -	1:34.729	
73	Tim BARRY	March 76A
1 -	X:00.000	
2 -	1:37.443	
3 -	1:38.139	
4 -	1:41.436	
74	Ian GILES	Gurney Eagle FA74
1 -	7:13.040	6 - 1:27.641
2 -	1:39.672	7 - 1:25.364
3 -	1:36.562	8 - 1:27.375
4 -	1:34.558	9 - 1:27.008
5 -	1:28.332	
85	C LILLINGSTON-PRICE	Tecno T70
1 -	6:36.502	6 - 1:35.065
2 -	1:43.995	7 - 1:33.160
3 -	1:40.504	8 - 1:34.064
4 -	1:37.362	
5 -	1:37.953	

Car 5 - 2 Transponders fitted - please remove one !
Weather / Track : Cloudy / Damp

Donington Park
Circuit Length = 1.9573 miles.
Start: 10:10 End: 10:25


HSCC Derek Bell Trophy supported by Motor Sport Magazine QUALIFYING LAP ANALYSIS - RACE 4

(contd.)

93	David WOOD	Lola T142
1 - 4:55.802	6 - 1:45.447	
2 - 1:52.659	7 - 1:44.345	
3 - 1:46.864	8 - 1:45.183	
4 - 1:45.069	9 - 1:43.893	
5 - 1:46.115		
97	Peter SHAW	Brabham BT35
1 - 4:53.805	6 - 1:40.924	
2 - 1:52.229	7 - 1:41.633	
3 - 1:48.010	8 - 1:39.742	
4 - 1:42.624	9 - 1:39.966	
5 - 1:41.184		

Car 5 - 2 Transponders fitted - please remove one !
Weather / Track : Cloudy / Damp

**HSCC Derek Bell Trophy supported by Motor Sport Magazine
GRID - RACE 4**

ROW 8	1:43.590 11 BARRINGTON	1:43.893 93 WOOD
ROW 7	1:40.782 3 JACOBS	1:40.789 5 MONSON
ROW 6	1:37.443 73 BARRY	1:39.742 97 SHAW
ROW 5	1:34.199 14 BALL	1:34.400 54 RICHARDS
ROW 4	1:33.850 27 MURRAY	1:34.085 24 LYONS
ROW 3	1:32.628 61 WORRAD	1:33.160 85 LILLINGSTON-PRICE
ROW 2	1:30.362 1 TILLEY	1:30.446 18 NEEDHAM
ROW 1	1:25.364 74 GILES	1:25.689 40 HADFIELD
POLE		
		

Car 5 - 2 Transponders fitted - please remove one !

Weather / Track : Cloudy / Damp

These results are provisional until the conclusion of any judicial and technical matters.

Donington Park

Circuit Length = 1.9573 miles.

Start: 10:10 End: 10:25

Clerk of Course	Timekeeper:
-----------------	-------------

HSCC Millers Oils Classic Sports Cars Championship

QUALIFYING - RACE 5

POS	NO	CL	DRIVER	NAT	CAR	TIME	LAPS	GAP	MPH
1	72	GT5	Jamie BOOT		TVR Griffith 400	1:41.446	10		69.45
2	8	InB	David CLARK		Elva Mk8	1:41.581	8	0.135	69.36
3	75	GT4	Allen TICE		Marcos 1800GT	1:41.995	10	0.549	69.08
4	27	InB	Barry SEWELL		Marcos 1800GT	1:43.892	3	2.446	67.82
5	5	GT7	Michael MOORE		Jaguar E-Type	1:44.373	10	2.927	67.51
6	99	InB	Jason WILLIAMS		Merlyn MK6	1:45.311	9	3.865	66.90
7	88	GT4	Stephen MINOPRIO		Marcos 1800GT	1:45.343	7	3.897	66.88
8	17	GT3	Malcolm RICKETTS		Lotus Elan	1:45.529	9	4.083	66.77
9	1	GT6	Simon ASHWORTH		MGB	1:45.958	9	4.512	66.50
10	48	GT4	Mark ASHWORTH		TVR Grantura 1800s	1:47.117	8	5.671	65.78
11	70	GT7	Les ELY		Jaguar E-Type	1:47.519	9	6.073	65.53
12	84	GT6	Graham JONES		MGB	1:47.668	9	6.222	65.44
13	59	GT7	Malcolm VEREY		Jaguar 150S	1:47.896	9	6.450	65.30
14	2	GT3	Stuart TIZZARD		Lotus Elan	1:48.422	9	6.976	64.98
15	41	GT1	Malcolm SANDERS		Lotus Elan S3	1:48.968	8	7.522	64.66
16	20	GT2	Steve HILL		Lotus Elite	1:50.222	9	8.776	63.92
17	30	GT5	Jim CHAPMAN		Chevrolet Corvette	1:50.374	9	8.928	63.84
18	91	GT6	Adrian VAN DER KROFT		Morgan SLR	1:50.687	9	9.241	63.66
19	6	GT7	David BETTS		Shelby Mustang GT350	1:51.579	9	10.133	63.15
20	79	GT3	Peter VAN SMIRREN		Lotus Elan 26R	1:52.114	8	10.668	62.84
21	86	GT4	Martin WILLIAMS		Marcos 1800GT	1:52.357	3	10.911	62.71
22	56	GT5	Mike WROE		TVR Griffith	1:52.857	9	11.411	62.43
23	93	InB	Richard LAWSON		Lotus 23B	1:54.901	9	13.455	61.32
24	53	GT6	Douglas LAWSON		MGB	1:55.882	8	14.436	60.80
25	45	InA	Tony BAILEY		Osca MT4 2AD	1:56.778	8	15.332	60.33
26	74	GT6	Beverley PHILLIPS		MGB	1:57.450	9	16.004	59.99

Cars 1 & 48 - Transponders not working - Fix or you WILL NOT BE TIMED in the Race
Weather / Track : Cloudy / Damp
These results are provisional until the conclusion of any judicial and technical matters.

Donington Park
Circuit Length = 1.9573 miles.
Start: 10:35 End: 10:50

Clerk of Course	Timekeeper:
-----------------	-------------

HSCC Millers Oils Classic Sports Cars Championship

QUALIFYING LAP ANALYSIS - RACE 5

1	Simon ASHWORTH	MGB
1 -	6:51.277	6 - 1:48.328
2 -	1:55.666	7 - 1:47.407
3 -	1:51.943	8 - 1:45.958
4 -	1:48.062	9 - 1:46.923
5 -	1:47.150	
2	Stuart TIZZARD	Lotus Elan
1 -	7:14.403	6 - 1:58.009
2 -	2:03.946	7 - 1:52.731
3 -	1:55.858	8 - 1:50.057
4 -	1:52.427	9 - 1:48.422
5 -	1:52.590	
5	Michael MOORE	Jaguar E-Type
1 -	6:45.147	6 - 1:46.079
2 -	1:52.074	7 - 1:46.909
3 -	1:49.382	8 - 1:44.373
4 -	1:46.518	9 - 1:47.797
5 -	1:48.473	10 - 1:46.767
6	David BETTS	Shelby Mustang GT350
1 -	7:19.759	6 - 1:54.327
2 -	2:07.872	7 - 1:52.790
3 -	1:55.811	8 - 1:51.579
4 -	1:52.026	9 - 1:52.445
5 -	1:57.013	
8	David CLARK	Elva Mk8
1 -	9:51.206	6 - 1:41.581
2 -	1:46.785	7 - 1:41.818
3 -	1:42.972	8 - 1:42.461
4 -	1:46.389	
5 -	1:42.763	
17	Malcolm RICKETTS	Lotus Elan
1 -	7:13.054	6 - 1:46.470
2 -	2:02.378	7 - 1:47.437
3 -	1:51.660	8 - 1:45.620
4 -	1:51.761	9 - 1:45.529
5 -	1:49.045	
20	Steve HILL	Lotus Elite
1 -	7:08.926	6 - 1:54.565
2 -	2:10.589	7 - 1:50.222
3 -	1:56.425	8 - 1:50.981
4 -	1:54.438	9 - 1:50.520
5 -	1:56.707	

HSCC Millers Oils Classic Sports Cars Championship

QUALIFYING LAP ANALYSIS - RACE 5

(contd.)

27	Barry SEWELL	Marcos 1800GT
1 - X:00.000 2 - 1:44.899 3 - 1:43.892		
30	Jim CHAPMAN	Chevrolet Corvette
1 - 7:06.597 6 - 2:08.034 2 - 2:10.751 7 - 1:50.374 3 - 1:59.245 8 - 1:55.489 4 - 1:56.453 9 - 1:51.374 5 - 2:02.507		
41	Malcolm SANDERS	Lotus Elan S3
1 - 7:00.545 6 - 1:50.057 2 - 2:02.612 7 - 1:49.741 3 - 1:50.658 8 - 1:48.968 4 - 3:02.268 5 - 1:52.378		
45	Tony BAILEY	Osca MT4 2AD
1 - 7:00.362 6 - 2:02.049 2 - 2:29.670 7 - 1:56.819 3 - 2:20.939 8 - 1:56.778 4 - 2:13.434 5 - 2:02.778		
48	Mark ASHWORTH	TVR Grantura 1800s
1 - 6:54.352 6 - 1:47.249 2 - 1:53.887 7 - 1:48.566 3 - 3:42.251 8 - 1:47.117 4 - 1:48.551 5 - 1:48.349		
53	Douglas LAWSON	MGB
1 - 7:12.690 6 - 1:59.446 2 - 2:20.257 7 - 1:58.618 3 - 2:13.961 8 - 1:55.882 4 - 2:02.316 5 - 2:03.675		
56	Mike WROE	TVR Griffith
1 - 7:00.202 6 - 2:10.921 2 - 2:01.284 7 - 1:57.587 3 - 1:54.186 8 - 1:52.857 4 - 1:58.450 9 - 1:53.439 5 - 2:01.314		

Cars 1 & 48 - Transponders not working - Fix or you WILL NOT BE TIMED in the Race
 Weather / Track : Cloudy / Damp

Donington Park
 Circuit Length = 1.9573 miles.
 Start: 10:35 End: 10:50

HSCC Millers Oils Classic Sports Cars Championship

QUALIFYING LAP ANALYSIS - RACE 5

(contd.)

59	Malcolm VEREY	Jaguar 150S
1 -	6:49.820	6 - 1:49.004
2 -	1:53.881	7 - 1:50.976
3 -	1:49.777	8 - 1:48.201
4 -	1:47.896	9 - 1:48.292
5 -	1:51.283	
70	Les ELY	Jaguar E-Type
1 -	7:02.686	6 - 1:49.954
2 -	2:01.376	7 - 1:49.535
3 -	1:52.992	8 - 1:47.519
4 -	1:54.037	9 - 1:48.120
5 -	1:52.974	
72	Jamie BOOT	TVR Griffith 400
1 -	7:01.369	6 - 1:44.605
2 -	1:52.753	7 - 1:41.446
3 -	1:45.839	8 - 1:42.414
4 -	1:44.330	9 - 1:42.770
5 -	1:44.907	10 - 1:43.182
74	Beverley PHILLIPS	MGB
1 -	6:56.422	6 - 2:00.935
2 -	2:06.434	7 - 1:57.450
3 -	2:03.464	8 - 2:01.968
4 -	2:01.749	9 - 1:59.340
5 -	2:03.121	
75	Allen TICE	Marcos 1800GT
1 -	7:00.857	6 - 1:42.705
2 -	1:50.234	7 - 1:43.597
3 -	1:47.112	8 - 1:41.995
4 -	1:43.530	9 - 1:42.419
5 -	1:44.111	10 - 1:43.305
79	Peter VAN SMIRREN	Lotus Elan 26R
1 -	7:17.294	6 - 1:54.335
2 -	2:13.638	7 - 1:54.364
3 -	2:08.480	8 - 1:52.114
4 -	2:03.998	
5 -	1:59.829	
84	Graham JONES	MGB
1 -	6:48.884	6 - 1:47.668
2 -	1:56.514	7 - 1:48.426
3 -	1:53.298	8 - 1:50.296
4 -	1:50.331	9 - 1:48.121
5 -	1:48.361	

HSCC Millers Oils Classic Sports Cars Championship

QUALIFYING LAP ANALYSIS - RACE 5

(contd.)

86	Martin WILLIAMS	Marcos 1800GT
1 - 7:07.800 2 - 2:08.956 3 - 1:52.357		
88	Stephen MINOPRIO	Marcos 1800GT
1 - 9:36.303 6 - 2:12.876 2 - 2:04.068 7 - 1:45.343 3 - 1:47.351 4 - 1:51.096 5 - 1:59.229P		
91	Adrian VAN DER KROFT	Morgan SLR
1 - 7:28.310 6 - 1:52.349 2 - 2:04.489 7 - 1:53.104 3 - 1:56.759 8 - 1:50.687 4 - 1:53.602 9 - 1:50.881 5 - 1:52.825		
93	Richard LAWSON	Lotus 23B
1 - 7:05.200 6 - 1:54.987 2 - 2:09.704 7 - 1:54.901 3 - 2:00.098 8 - 1:57.167 4 - 1:55.833 9 - 1:56.160 5 - 2:00.176		
99	Jason WILLIAMS	Merlyn MK6
1 - 7:20.733 6 - 1:52.364 2 - 2:09.680 7 - 1:46.980 3 - 1:51.031 8 - 1:45.311 4 - 1:50.372 9 - 1:47.206 5 - 1:56.421		

HSCC Millers Oils Classic Sports Cars Championship

GRID - RACE 5

ROW 13	1:56.778 45 BAILEY	1:57.450 74 PHILLIPS
ROW 12	1:54.901 93 LAWSON	1:55.882 53 LAWSON
ROW 11	1:52.357 86 WILLIAMS	1:52.857 56 WROE
ROW 10	1:51.579 6 BETTS	1:52.114 79 VAN SMIRREN
ROW 9	1:50.374 30 CHAPMAN	1:50.687 91 VAN DER KROFT
ROW 8	1:48.968 41 SANDERS	1:50.222 20 HILL
ROW 7	1:47.896 59 VEREY	1:48.422 2 TIZZARD
ROW 6	1:47.519 70 ELY	1:47.668 84 JONES
ROW 5	1:45.958 1 ASHWORTH	1:47.117 48 ASHWORTH
ROW 4	1:45.343 88 MINOPRIO	1:45.529 17 RICKETTS
ROW 3	1:44.373 5 MOORE	1:45.311 99 WILLIAMS
ROW 2	1:41.995 75 TICE	1:43.892 27 SEWELL
ROW 1	1:41.446 72 BOOT	1:41.581 8 CLARK

POLE

Cars 1 & 48 - Transponders not working - Fix or you WILL NOT BE TIMED in the Race
Weather / Track : Cloudy / Damp
These results are provisional until the conclusion of any judicial and technical matters.

Donington Park
 Circuit Length = 1.9573 miles.
 Start: 10:35 End: 10:50

Clerk of Course

Timekeeper:

HSCC Classic Formula 3 Championship

QUALIFYING - RACE 6

POS	NO	CL	DRIVER	NAT	CAR	TIME	LAPS	GAP	MPH
1	1	A	Steve MAXTED		Argo JM6	1:26.083	10		81.85
2	7	A	Richard TROTT		Ralt RT1	1:26.402	11	0.319	81.55
3	50	A	Julian BALDWIN		March 783	1:27.002	11	0.919	80.99
4	38	A	Alex AMES		Chevron B38	1:27.294	9	1.211	80.71
5	2	A	Neil DUNKEL		Argo JM3	1:28.543	11	2.460	79.58
6	82	A	John BRADSHAW		Argo JM1	1:28.695	11	2.612	79.44
7	17	A	Keith WHITE		Ralt RT 1	1:28.991	10	2.908	79.18
8	4	A	Paul CAMPFIELD		March 803	1:29.004	10	2.921	79.16
9	54	Inv	Peter RICHARDS		Delta T79	1:29.228	10	3.145	78.96
10	63	Inv	Paul SMITH		Jamun T6	1:29.820	10	3.737	78.44
11	58	Inv	Iain ECKETT		Delta T79W	1:30.496	10	4.413	77.86
12	9	Inv	Adam ORMANDY		Reynard SF78	1:30.581	11	4.498	77.79
13	43	Inv	Jan LANGDON		Reynard SF78	1:31.208	10	5.125	77.25
14	8	Inv	Peter REES		Delta T74	1:31.975	10	5.892	76.61
15	46	A	Alan GOODMAN		March 793	1:31.990	10	5.907	76.59
16	60	Inv	Nigel GRANT		Delta T78	1:33.069	10	6.986	75.71
17	42	A	Tom THORNTON		March 743	1:33.265	10	7.182	75.55
18	37	A	Mike SIMPSON		Ralt RT1	1:34.652	10	8.569	74.44
19	29	A	Bryan SHAW		March 803	1:35.468	10	9.385	73.80
20	79	Inv	Warren MOYE		Delta T79	1:38.337	10	12.254	71.65
21	96	B	Gareth WALTERS		Palliser WD F3	1:40.623	9	14.540	70.02
22	13	Inv	Andy MURDOCH		Royale RP27	1:41.709	7	15.626	69.27
23	51	Inv	Stuart OLLEY		Delta T79	1:47.639	4	21.556	65.46
24	74	Inv	Seamus DOYLE		Lola T580	1:52.814	6	26.731	62.45

Cars 1 & 58 - Transponders not working - Fix or you WILL NOT BE TIMED in the Race
Weather / Track : Cloudy / Damp
These results are provisional until the conclusion of any judicial and technical matters.

Donington Park
 Circuit Length = 1.9573 miles.
 Start: 11:00 End: 11:15

Clerk of Course	Timekeeper:
-----------------	-------------

HSCC Classic Formula 3 Championship

QUALIFYING LAP ANALYSIS - RACE 6

1	Steve MAXTED	Argo JM6	
1 -	9:01.642	6 - 1:28.025	
2 -	1:34.275	7 - 1:37.145	
3 -	1:32.043	8 - 1:26.813	
4 -	1:30.984	9 - 1:26.083	
5 -	1:28.707	10 - 1:29.272	
2	Neil DUNKEL	Argo JM3	
1 -	7:06.097	6 - 1:30.187	11 - 1:28.543
2 -	1:39.149	7 - 1:30.310	
3 -	1:34.149	8 - 1:31.858	
4 -	1:31.952	9 - 1:30.698	
5 -	1:31.327	10 - 1:28.739	
4	Paul CAMPFIELD	March 803	
1 -	7:13.981	6 - 1:30.674	
2 -	1:45.444	7 - 1:29.467	
3 -	1:33.890	8 - 1:32.178	
4 -	1:34.144	9 - 1:29.004	
5 -	1:34.004	10 - 2:09.320P	
7	Richard TROTT	Ralt RT1	
1 -	6:51.493	6 - 1:27.275	11 - 1:31.192
2 -	1:36.880	7 - 1:29.575	
3 -	1:30.293	8 - 1:28.737	
4 -	1:28.701	9 - 1:27.261	
5 -	1:28.442	10 - 1:26.402	
8	Peter REES	Delta T74	
1 -	7:20.773	6 - 1:34.669	
2 -	1:46.302	7 - 1:35.057	
3 -	1:41.694	8 - 1:32.041	
4 -	1:39.311	9 - 1:32.316	
5 -	1:35.605	10 - 1:31.975	
9	Adam ORMANDY	Reynard SF78	
1 -	6:55.628	6 - 1:32.653	11 - 1:31.631
2 -	1:40.031	7 - 1:32.856	
3 -	1:32.967	8 - 1:31.890	
4 -	1:33.554	9 - 1:33.299	
5 -	1:33.099	10 - 1:30.581	
13	Andy MURDOCH	Royale RP27	
1 -	7:03.584	6 - 1:41.709	
2 -	1:47.914	7 - 1:47.864P	
3 -	1:44.369		
4 -	1:44.883		
5 -	1:42.716		

HSCC Classic Formula 3 Championship

QUALIFYING LAP ANALYSIS - RACE 6

(contd.)

17	Keith WHITE	Ralt RT 1
1 -	7:01.613	6 - 1:31.116
2 -	1:51.209	7 - 1:28.991
3 -	1:38.629	8 - 1:31.935
4 -	1:37.093	9 - 1:35.189
5 -	1:33.848	10 - 1:32.404
29	Bryan SHAW	March 803
1 -	7:00.298	6 - 1:39.421
2 -	1:57.576	7 - 1:37.000
3 -	1:48.692	8 - 1:35.468
4 -	1:43.962	9 - 1:35.591
5 -	1:42.487	10 - 1:39.694P
37	Mike SIMPSON	Ralt RT1
1 -	7:09.126	6 - 1:38.984
2 -	1:52.146	7 - 1:34.775
3 -	1:49.438	8 - 1:35.319
4 -	1:45.016	9 - 1:35.020
5 -	1:42.470	10 - 1:34.652
38	Alex AMES	Chevron B38
1 -	7:09.637	6 - 3:27.697
2 -	1:38.786	7 - 1:27.294
3 -	1:32.385	8 - 1:30.434
4 -	1:30.969	9 - 1:28.879
5 -	1:35.031P	
42	Tom THORNTON	March 743
1 -	7:10.996	6 - 1:37.953
2 -	1:50.197	7 - 1:37.608
3 -	1:40.579	8 - 1:35.044
4 -	1:40.586	9 - 1:35.056
5 -	1:39.413	10 - 1:33.265
43	Jan LANGDON	Reynard SF78
1 -	6:54.612	6 - 1:34.237
2 -	1:42.169	7 - 1:31.208
3 -	1:37.824	8 - 1:35.869
4 -	1:36.333	9 - 1:31.896
5 -	1:36.248	10 - 1:40.292
46	Alan GOODMAN	March 793
1 -	6:54.058	6 - 1:32.498
2 -	1:39.586	7 - 1:32.029
3 -	1:35.227	8 - 1:58.637
4 -	1:34.593	9 - 1:35.775
5 -	1:33.512	10 - 1:31.990

HSCC Classic Formula 3 Championship

QUALIFYING LAP ANALYSIS - RACE 6

(contd.)

50	Julian BALDWIN	March 783
1 -	6:52.769	6 - 1:32.477
2 -	1:36.969	7 - 1:31.272
3 -	1:30.913	8 - 1:29.813
4 -	1:31.485	9 - 1:29.182
5 -	1:31.673	10 - 1:30.215
51	Stuart OLLEY	Delta T79
1 -	X:00.000	
2 -	1:54.761	
3 -	1:47.639	
4 -	2:03.663P	
54	Peter RICHARDS	Delta T79
1 -	7:19.786	6 - 1:32.227
2 -	1:43.672	7 - 1:29.889
3 -	1:37.232	8 - 1:29.336
4 -	1:36.519	9 - 1:35.085
5 -	1:30.759	10 - 1:29.228
58	Iain ECKETT	Delta T79W
1 -	7:12.792	6 - 1:34.866
2 -	1:50.516	7 - 1:32.788
3 -	1:41.727	8 - 1:31.584
4 -	1:38.888	9 - 1:31.363
5 -	1:37.437	10 - 1:30.496
60	Nigel GRANT	Delta T78
1 -	6:59.306	6 - 1:40.364
2 -	1:48.069	7 - 1:37.710
3 -	1:38.740	8 - 1:34.993
4 -	1:38.574	9 - 1:33.069
5 -	1:41.789	10 - 1:36.824
63	Paul SMITH	Jamun T6
1 -	7:34.620	6 - 1:37.681
2 -	1:45.117	7 - 1:36.784
3 -	1:35.719	8 - 1:31.391
4 -	1:36.959	9 - 1:31.467
5 -	1:35.680	10 - 1:29.820
74	Seamus DOYLE	Lola T580
1 -	7:25.787	6 - 2:03.121P
2 -	2:10.116	
3 -	1:57.756	
4 -	1:55.969	
5 -	1:52.814	

Cars 1 & 58 - Transponders not working - Fix or you WILL NOT BE TIMED in the Race
Weather / Track : Cloudy / Damp

Donington Park
Circuit Length = 1.9573 miles.
Start: 11:00 End: 11:15

HSCC Classic Formula 3 Championship QUALIFYING LAP ANALYSIS - RACE 6

(contd.)

79	Warren MOYE	Delta T79
1 - 7:16.453	6 - 1:39.729	
2 - 1:49.446	7 - 1:40.122	
3 - 1:45.312	8 - 1:38.682	
4 - 1:44.243	9 - 1:38.337	
5 - 1:41.857	10 - 1:39.130	
82	John BRADSHAW	Argo JM1
1 - 6:56.916	6 - 1:29.695	11 - 1:28.695
2 - 1:41.104	7 - 1:31.705	
3 - 1:34.611	8 - 1:30.478	
4 - 1:31.878	9 - 1:29.153	
5 - 1:33.107	10 - 1:28.924	
96	Gareth WALTERS	Palliser WD F3
1 - 7:19.971	6 - 1:44.855	
2 - 1:57.937	7 - 1:48.076	
3 - 1:51.228	8 - 1:44.481	
4 - 1:48.420	9 - 1:40.623	
5 - 1:45.941		

HSCC Classic Formula 3 Championship

GRID - RACE 6

ROW 12	1:47.639	51	OLLEY	1:52.814	74	DOYLE
ROW 11	1:40.623	96	WALTERS	1:41.709	13	MURDOCH
ROW 10	1:35.468	29	SHAW	1:38.337	79	MOYE
ROW 9	1:33.265	42	THORNTON	1:34.652	37	SIMPSON
ROW 8	1:31.990	46	GOODMAN	1:33.069	60	GRANT
ROW 7	1:31.208	43	LANGDON	1:31.975	8	REES
ROW 6	1:30.496	58	ECKETT	1:30.581	9	ORMANDY
ROW 5	1:29.228	54	RICHARDS	1:29.820	63	SMITH
ROW 4	1:28.991	17	WHITE	1:29.004	4	CAMPFIELD
ROW 3	1:28.543	2	DUNKEL	1:28.695	82	BRADSHAW
ROW 2	1:27.002	50	BALDWIN	1:27.294	38	AMES
ROW 1	1:26.083	1	MAXTED	1:26.402	7	TROTT
POLE						

Cars 1 & 58 - Transponders not working - Fix or you WILL NOT BE TIMED in the Race
Weather / Track : Cloudy / Damp
These results are provisional until the conclusion of any judicial and technical matters.

Donington Park
 Circuit Length = 1.9573 miles.
 Start: 11:00 End: 11:15

Clerk of Course	Timekeeper:
-----------------	-------------

HSCC Historic Road Sports Championship

QUALIFYING - RACE 7

POS	NO	CL	DRIVER	NAT	CAR	TIME	LAPS	GAP	MPH
1	18	A	Laurence BAILEY		TVR Griffith	1:38.333	10		71.65
2	42	C	Malcolm SANDERS		Lotus Elan S3	1:40.133	8	1.800	70.36
3	27	B	Chris BURBURY		Triumph TR5	1:40.448	9	2.115	70.14
4	84	A	Robin GRAY		Jaguar E_Type	1:41.107	9	2.774	69.69
5	33	Inv	Nigel WEBB		Jaguar XK120	1:41.296	9	2.963	69.56
6	77	Inv	David HALL		Jaguar XK120	1:42.752	10	4.419	68.57
7	69	C	Andy SHEPHERD		Lotus Seven Series II	1:42.929	10	4.596	68.45
8	12	A	Allan JONES		Jaguar E-Type S1	1:43.050	9	4.717	68.37
9	20	B	Rory BELL		Triumph TR5	1:43.829	9	5.496	67.86
10	29	Inv	Michael O'SHEA		Jaguar XK150 OTS	1:44.055	9	5.722	67.71
11	52	B	Justin MURPHY		Milano GT Mk1	1:44.343	9	6.010	67.53
12	22	C	John FITZGERALD		Lotus Elan S1	1:44.636	10	6.303	67.34
13	1	D	Robert BARRIE		Porsche 911	1:44.649	9	6.316	67.33
14	76	A	Tony HOWARD		Morgan +8	1:44.663	9	6.330	67.32
15	72	E	Jim GATHERCOLE		MG Midget	1:45.181	9	6.848	66.99
16	5	Inv	Richard HACKETT		Jaguar XK120	1:46.852	5	8.519	65.94
17	74	A	Robin BATT		Jaguar E-Type	1:47.063	9	8.730	65.81
18	31	B	James OWEN		Triumph TR5	1:47.070	9	8.737	65.81
19	63	B	Colin SHARP		Triumph TR4A	1:47.225	9	8.892	65.71
20	3	A	Martin EDRIDGE		Ford Mustang	1:48.080	9	9.747	65.19
21	7	F	Brian ARCULUS		Jaguar XK120	1:48.248	9	9.915	65.09
22	64	E	James BILDERBECK		Turner Climax MkII	1:48.366	9	10.033	65.02
23	15	B	Mike EAGLES		Milano GT Mk1	1:48.701	9	10.368	64.82
24	51	Inv	Glenn TOLLETT		Jaguar AK120	1:49.493	9	11.160	64.35
25	66	D	Mark HOBLE		Lancia Flavia Zagato	1:49.788	8	11.455	64.18
26	87	C	Bill SMITH		Marcos 1600GT	1:50.495	9	12.162	63.77
27	25	C	David RANDALL		Ginetta G4	1:50.870	9	12.537	63.55
28	53	F	Sir John CHISHOLM		Jaguar XK120	1:52.575	9	14.242	62.59
29	30	F	Tim BURRETT		Lancia Aurelia B20	1:53.339	9	15.006	62.17
30	19	A	Adam SIMMONDS		Ford Mustang	1:53.746	9	15.413	61.94
31	36	Inv	Nicholas WILKINS		Jaguar XK120	1:53.936	9	15.603	61.84
32	23	Inv	Graham LOVE		Jaguar XK150	1:54.248	9	15.915	61.67
33	83	B	David KIRBY		Triumph TR6	1:55.692	5	17.359	60.90
34	17	F	Chris GAWNE		Lancia Aurelia B20 GT	1:57.052	8	18.719	60.19
35	32	E	Patrick WARD-BOOTH		Ginetta G4	2:02.736	2	24.403	57.41

Cars 23, 29, 30, 51 & 53 Transponders not working - Fix or you WILL NOT BE TIMED in the Race
 Weather / Track : Cloudy / Damp
 These results are provisional until the conclusion of any judicial and technical matters.

Donington Park
 Circuit Length = 1.9573 miles.
 Start: 11:25 End: 11:40

Clerk of Course	Timekeeper:
-----------------	-------------

HSCC Historic Road Sports Championship

QUALIFYING LAP ANALYSIS - RACE 7

1	Robert BARRIE	Porsche 911
1 -	6:05.561	6 - 1:49.630
2 -	2:01.108	7 - 1:46.444
3 -	1:52.452	8 - 1:45.144
4 -	1:49.290	9 - 1:44.649
5 -	1:46.830	
3	Martin EDRIDGE	Ford Mustang
1 -	5:43.138	6 - 1:49.208
2 -	1:57.151	7 - 1:52.974
3 -	1:53.475	8 - 1:48.359
4 -	1:50.030	9 - 1:48.080
5 -	1:50.201	
5	Richard HACKETT	Jaguar XK120
1 -	X:00.000P	
2 -	2:02.235	
3 -	1:47.257	
4 -	1:46.852	
5 -	1:49.532	
7	Brian ARCULUS	Jaguar XK120
1 -	5:49.009	6 - 1:48.342
2 -	1:58.409	7 - 1:52.362
3 -	1:51.899	8 - 1:48.957
4 -	1:48.248	9 - 1:50.183
5 -	1:49.454	
12	Allan JONES	Jaguar E-Type S1
1 -	6:20.086	6 - 1:43.050
2 -	1:59.563	7 - 1:48.300
3 -	1:51.215	8 - 1:44.965
4 -	1:47.232	9 - 1:43.625
5 -	1:51.676	
15	Mike EAGLES	Milano GT Mk1
1 -	5:45.551	6 - 1:49.326
2 -	2:28.827	7 - 2:08.752
3 -	1:50.177	8 - 1:50.231
4 -	1:50.612	9 - 1:48.701
5 -	1:55.881	
17	Chris GAWNE	Lancia Aurelia B20 GT
1 -	6:19.453	6 - 2:00.149
2 -	2:07.531	7 - 2:01.787
3 -	1:57.052	8 - 2:02.493
4 -	2:19.395	
5 -	2:00.788	

Cars 23, 29, 30, 51 & 53 Transponders not working - Fix or you WILL NOT BE TIMED in the Race
 Weather / Track : Cloudy / Damp

Donington Park
 Circuit Length = 1.9573 miles.
 Start: 11:25 End: 11:40

HSCC Historic Road Sports Championship

QUALIFYING LAP ANALYSIS - RACE 7

(contd.)

18	Laurence BAILEY	TVR Griffith
1 -	5:34.210	6 - 1:39.873
2 -	1:52.790	7 - 1:43.585
3 -	1:44.813	8 - 1:40.966
4 -	1:43.489	9 - 1:42.215
5 -	1:45.418	10 - 1:38.333
19	Adam SIMMONDS	Ford Mustang
1 -	6:17.283	6 - 1:58.668
2 -	2:06.451	7 - 1:56.239
3 -	1:56.420	8 - 1:56.058
4 -	1:57.852	9 - 1:53.746
5 -	1:55.842	
20	Rory BELL	Triumph TR5
1 -	5:56.147	6 - 1:46.929
2 -	2:01.497	7 - 1:49.352
3 -	1:56.071	8 - 1:45.608
4 -	1:52.653	9 - 1:43.829
5 -	1:47.615	
22	John FITZGERALD	Lotus Elan S1
1 -	5:41.094	6 - 1:46.387
2 -	1:51.190	7 - 1:45.641
3 -	1:44.636	8 - 1:45.162
4 -	1:45.514	9 - 1:46.327
5 -	1:45.916	10 - 1:46.364
23	Graham LOVE	Jaguar XK150
1 -	5:57.074	6 - 1:54.248
2 -	2:03.621	7 - 1:58.144
3 -	1:57.383	8 - 1:58.093
4 -	1:56.369	9 - 1:57.021
5 -	1:55.515	
25	David RANDALL	Ginetta G4
1 -	6:11.086	6 - 2:13.819
2 -	2:04.737	7 - 1:52.751
3 -	1:50.870	8 - 1:51.586
4 -	1:53.119	9 - 1:54.043
5 -	1:56.583	
27	Chris BURBURY	Triumph TR5
1 -	6:06.452	6 - 1:41.453
2 -	1:57.316	7 - 1:45.583
3 -	1:48.179	8 - 1:41.331
4 -	1:47.503	9 - 1:40.448
5 -	1:45.653	

Cars 23, 29, 30, 51 & 53 Transponders not working - Fix or you WILL NOT BE TIMED in the Race
 Weather / Track : Cloudy / Damp

Donington Park
 Circuit Length = 1.9573 miles.
 Start: 11:25 End: 11:40

HSCC Historic Road Sports Championship

QUALIFYING LAP ANALYSIS - RACE 7

(contd.)

29	Michael O'SHEA	Jaguar XK150 OTS
1 -	6:00.807	6 - 1:44.855
2 -	2:00.276	7 - 1:48.031
3 -	1:48.782	8 - 1:46.874
4 -	1:47.336	9 - 1:44.055
5 -	2:11.175	
30	Tim BURRETT	Lancia Aurelia B20
1 -	5:55.859	6 - 1:53.339
2 -	2:08.748	7 - 1:56.301
3 -	1:56.373	8 - 1:55.475
4 -	1:55.349	9 - 1:54.202
5 -	1:56.131	
31	James OWEN	Triumph TR5
1 -	6:18.576	6 - 1:48.872
2 -	2:06.769	7 - 1:52.543
3 -	1:55.825	8 - 1:51.297
4 -	1:54.083	9 - 1:47.070
5 -	1:48.282	
32	Patrick WARD-BOOTH	Ginetta G4
1 -	6:03.789	
2 -	2:02.736	
33	Nigel WEBB	Jaguar XK120
1 -	5:46.922	6 - 1:41.296
2 -	2:26.319P	7 - 1:50.054
3 -	2:30.434	8 - 1:43.220
4 -	1:45.022	9 - 1:41.334
5 -	1:43.030	
36	Nicholas WILKINS	Jaguar XK120
1 -	5:59.730	6 - 1:56.726
2 -	2:03.533	7 - 1:58.176
3 -	2:00.954	8 - 1:55.816
4 -	1:53.936	9 - 1:56.586
5 -	2:01.609	
42	Malcolm SANDERS	Lotus Elan S3
1 -	5:39.524	6 - 1:40.133
2 -	1:48.549	7 - 1:44.886
3 -	1:44.235	8 - 1:46.257P
4 -	1:43.540	
5 -	1:43.978	

Cars 23, 29, 30, 51 & 53 Transponders not working - Fix or you WILL NOT BE TIMED in the Race
 Weather / Track : Cloudy / Damp

Donington Park
 Circuit Length = 1.9573 miles.
 Start: 11:25 End: 11:40

HSCC Historic Road Sports Championship

QUALIFYING LAP ANALYSIS - RACE 7

(contd.)

51	Glenn TOLLETT	Jaguar AK120
1 -	5:47.132	6 - 1:53.616
2 -	2:01.525	7 - 1:51.314
3 -	1:53.345	8 - 1:51.115
4 -	1:52.647	9 - 1:49.493
5 -	1:58.974	
52	Justin MURPHY	Milano GT Mk1
1 -	5:58.600	6 - 1:46.900
2 -	2:03.361	7 - 1:44.690
3 -	1:53.165	8 - 1:44.343
4 -	1:47.751	9 - 1:47.096
5 -	1:46.976	
53	Sir John CHISHOLM	Jaguar XK120
1 -	6:13.718	6 - 1:54.129
2 -	2:05.308	7 - 1:53.299
3 -	1:55.931	8 - 1:53.698
4 -	1:53.014	9 - 1:53.571
5 -	1:52.575	
63	Colin SHARP	Triumph TR4A
1 -	5:39.321	6 - 1:51.142
2 -	1:58.330	7 - 1:50.192
3 -	2:11.251	8 - 1:47.225
4 -	1:52.120	9 - 1:49.004
5 -	1:50.722	
64	James BILDERBECK	Turner Climax MkII
1 -	5:40.782	6 - 1:48.955
2 -	1:57.505	7 - 1:56.448
3 -	1:54.426	8 - 1:49.366
4 -	1:52.009	9 - 1:48.366
5 -	1:50.842	
66	Mark HOBLE	Lancia Flavia Zagato
1 -	6:12.607	6 - 1:49.788
2 -	2:04.943	7 - 1:55.827
3 -	1:52.021	8 - 1:52.071
4 -	1:51.884	
5 -	1:56.081	
69	Andy SHEPHERD	Lotus Seven Series II
1 -	5:45.175	6 - 1:42.929
2 -	2:00.459	7 - 1:44.533
3 -	1:46.295	8 - 1:45.171
4 -	1:44.267	9 - 1:48.554
5 -	1:44.544	10 - 1:53.262

Cars 23, 29, 30, 51 & 53 Transponders not working - Fix or you WILL NOT BE TIMED in the Race
 Weather / Track : Cloudy / Damp

Donington Park
 Circuit Length = 1.9573 miles.
 Start: 11:25 End: 11:40

HSCC Historic Road Sports Championship

QUALIFYING LAP ANALYSIS - RACE 7

(contd.)

72	Jim GATHERCOLE	MG Midget
1 -	6:07.580	6 - 1:47.219
2 -	2:01.312	7 - 1:46.911
3 -	1:51.893	8 - 1:45.451
4 -	1:46.975	9 - 1:45.181
5 -	1:46.783	
74	Robin BATT	Jaguar E-Type
1 -	5:51.857	6 - 1:47.971
2 -	2:01.391	7 - 1:50.833
3 -	1:50.163	8 - 1:47.931
4 -	1:49.986	9 - 1:50.365
5 -	1:47.063	
76	Tony HOWARD	Morgan +8
1 -	6:03.207	6 - 1:45.881
2 -	2:01.902	7 - 1:44.663
3 -	1:51.932	8 - 1:46.015
4 -	1:48.008	9 - 1:47.607
5 -	1:46.976	
77	David HALL	Jaguar XK120
1 -	5:56.914	6 - 1:42.991
2 -	1:51.583	7 - 1:44.712
3 -	1:45.658	8 - 1:42.767
4 -	1:45.162	9 - 1:42.752
5 -	1:43.805	10 - 1:43.774
83	David KIRBY	Triumph TR6
1 -	5:51.219	
2 -	2:04.413	
3 -	1:55.692	
4 -	2:02.483	
5 -	2:02.239	
84	Robin GRAY	Jaguar E_Type
1 -	6:05.093	6 - 1:41.944
2 -	1:58.983	7 - 1:44.230
3 -	1:48.198	8 - 1:41.107
4 -	1:47.817	9 - 2:16.432P
5 -	1:46.577	
87	Bill SMITH	Marcos 1600GT
1 -	6:12.902	6 - 1:50.727
2 -	2:05.200	7 - 1:55.677
3 -	1:54.205	8 - 1:56.590
4 -	1:50.495	9 - 1:51.307
5 -	1:55.216	

Cars 23, 29, 30, 51 & 53 Transponders not working - Fix or you WILL NOT BE TIMED in the Race
 Weather / Track : Cloudy / Damp

Donington Park
 Circuit Length = 1.9573 miles.
 Start: 11:25 End: 11:40

HSCC Classic Racing Cars for the Retro Track and Air Trophy

QUALIFYING - RACE 8

POS	NO	CL	DRIVER	NAT	CAR	TIME	LAPS	GAP	MPH
1	61	E4	Steve WORRAD		Brabham BT30	1:31.936	11		76.64
2	3	E2	Matthew WATTS		Brabham BT16	1:34.177	10	2.241	74.82
3	69	B	Michael SCHRYVER		Lotus 22	1:35.330	10	3.394	73.91
4	45	D	Hugh PRICE		Brabham BT28	1:37.293	10	5.357	72.42
5	22	E4	Ian GRAY		Brabham BT30	1:38.565	10	6.629	71.48
6	83	F	John PEARSON		Merlyn Mk IIA	1:38.619	10	6.683	71.45
7	36	E2	Tony KEELE		Palliser WDB3	1:38.808	8	6.872	71.31
8	74	F	Will TOMKINS		Merlyn MK20 A	1:39.014	9	7.078	71.16
9	53	F	Martin HIBBERT		Merlin 20A	1:39.143	10	7.207	71.07
10	64	E4	Frank LYONS		Merlyn Mk10	1:39.634	10	7.698	70.72
11	4	F	John SYKES		Merlyn MK11A	1:40.147	9	8.211	70.35
12	44	E4	Michael SCOTT		March 702	1:40.713	9	8.777	69.96
13	84	E2	Roger BEVAN		Brabham BT21A-F2	1:40.732	10	8.796	69.95
14	66	F	Gregory THORNTON		Titan MK 4	1:41.015	9	9.079	69.75
15	25	D	John COUNSELL		March 703	1:41.157	10	9.221	69.65
16	1	C	John BLADON		Merlyn Mk9 F2	1:41.381	8	9.445	69.50
17	51	F	John MOULDS		Merlyn Mk II	1:41.612	9	9.676	69.34
18	14	A	Derek WALKER		Terrier MkIV	1:42.050	9	10.114	69.04
19	31	C	Brian ASHBY		Emeryson Formula 1	1:42.805	9	10.869	68.54
20	56	E2	Cliff GIDDENS		Brabham BT16	1:43.452	9	11.516	68.11
21	35	D	David PULLEN		Chevron B17	1:43.504	9	11.568	68.07
22	32	E2	Julian JUDD		Tecno F3	1:43.861	9	11.925	67.84
23	75	F	Anthony GODDARD		Merlyn Mk20	1:44.296	9	12.360	67.56
24	46	F	Mike BROMLEY		Merlyn 11a	1:44.726	9	12.790	67.28
25	71	F	Alan HICKS		Lotus 61	1:47.647	9	15.711	65.45
26	16	D	Nigel MILLER		Brabham BT21	1:47.872	9	15.936	65.32
27	60	C	David CROWTHER		Brabham BT18	1:48.402	9	16.466	65.00
28	97	E2	Steven PRYKE		Mallock Mk VI	1:48.675	9	16.739	64.83
29	40	A	Andrew ROBERTSON		Crossle 4F	1:50.912	9	18.976	63.53
30	63	B	Geoff WILLIAMS		Lotus 20/22	1:59.701	7	27.765	58.86

Cars 40, 63 & 69 - Transponders not working - Fix or you WILL NOT BE TIMED in the Race
 Weather / Track : Cloudy / Damp
 These results are provisional until the conclusion of any judicial and technical matters.

Donington Park
 Circuit Length = 1.9573 miles.
 Start: 11:50 End: 12:05

Clerk of Course	Timekeeper:
-----------------	-------------

HSCC Classic Racing Cars for the Retro Track and Air Trophy QUALIFYING LAP ANALYSIS - RACE 8

1	John BLADON	Merlyn Mk9 F2
1 -	9:26.785	6 - 1:44.104
2 -	1:47.260	7 - 1:41.381
3 -	1:43.017	8 - 1:41.867
4 -	1:42.618	
5 -	1:42.783	
3	Matthew WATTS	Brabham BT16
1 -	6:34.630	6 - 1:36.076
2 -	1:42.676	7 - 1:35.486
3 -	1:35.804	8 - 1:35.685
4 -	1:34.177	9 - 1:37.337
5 -	1:37.255	10 - 1:36.187
4	John SYKES	Merlyn MK11A
1 -	7:06.605	6 - 1:42.822
2 -	1:52.415	7 - 1:41.856
3 -	1:45.581	8 - 1:40.147
4 -	1:46.816	9 - 1:41.528
5 -	1:46.952	
14	Derek WALKER	Terrier MkIV
1 -	6:40.872	6 - 1:42.081
2 -	1:51.470	7 - 1:42.050
3 -	1:43.087	8 - 1:42.287
4 -	1:42.179	9 - 1:51.879P
5 -	1:42.105	
16	Nigel MILLER	Brabham BT21
1 -	6:55.244	6 - 1:51.264
2 -	1:57.568	7 - 1:50.463
3 -	1:49.135	8 - 1:51.101
4 -	1:47.910	9 - 1:47.872
5 -	1:53.597	
22	Ian GRAY	Brabham BT30
1 -	6:51.756	6 - 1:43.592
2 -	1:58.628	7 - 1:39.056
3 -	1:50.816	8 - 1:39.067
4 -	1:44.574	9 - 1:40.689
5 -	1:47.644	10 - 1:38.565
25	John COUNSELL	March 703
1 -	7:00.313	6 - 1:41.157
2 -	1:51.189	7 - 1:41.701
3 -	1:45.484	8 - 1:42.365
4 -	1:42.300	9 - 1:41.605
5 -	1:42.004	10 - 1:45.697

Cars 40, 63 & 69 - Transponders not working - Fix or you WILL NOT BE TIMED in the Race
Weather / Track : Cloudy / Damp

Donington Park
Circuit Length = 1.9573 miles.
Start: 11:50 End: 12:05

HSCC Classic Racing Cars for the Retro Track and Air Trophy

QUALIFYING LAP ANALYSIS - RACE 8

(contd.)

31	Brian ASHBY	Emeryson Formula 1
1 -	7:05.821	6 - 1:42.805
2 -	1:52.829	7 - 1:44.035
3 -	1:47.821	8 - 1:44.161
4 -	1:46.715	9 - 1:42.958
5 -	1:44.664	
32	Julian JUDD	Tecno F3
1 -	7:12.867	6 - 1:47.098
2 -	2:06.045	7 - 2:06.126
3 -	1:56.033	8 - 1:45.707
4 -	1:52.824	9 - 1:43.861
5 -	1:50.266	
35	David PULLEN	Chevron B17
1 -	7:06.830	6 - 1:43.504
2 -	1:53.908	7 - 1:48.132
3 -	1:48.773	8 - 1:46.678
4 -	1:44.402	9 - 1:45.995
5 -	1:45.256	
36	Tony KEELE	Palliser WDB3
1 -	6:49.060	6 - 1:41.055
2 -	1:49.217	7 - 1:39.928
3 -	1:42.365	8 - 1:41.764
4 -	1:39.534	
5 -	1:38.808	
40	Andrew ROBERTSON	Crossle 4F
1 -	6:44.122	6 - 1:52.143
2 -	2:00.635	7 - 1:51.512
3 -	1:56.242	8 - 1:50.912
4 -	1:53.752	9 - 1:53.388
5 -	1:52.351	
44	Michael SCOTT	March 702
1 -	7:03.319	6 - 1:42.254
2 -	1:56.096	7 - 1:41.649
3 -	1:45.746	8 - 1:42.329
4 -	1:45.364	9 - 1:40.713
5 -	1:41.369	
45	Hugh PRICE	Brabham BT28
1 -	6:59.367	6 - 1:40.448
2 -	1:55.534	7 - 1:38.182
3 -	1:44.752	8 - 1:37.293
4 -	1:40.296	9 - 1:39.071
5 -	1:40.761	10 - 1:44.292

Cars 40, 63 & 69 - Transponders not working - Fix or you WILL NOT BE TIMED in the Race
Weather / Track : Cloudy / Damp

Donington Park
Circuit Length = 1.9573 miles.
Start: 11:50 End: 12:05

HSCC Classic Racing Cars for the Retro Track and Air Trophy

QUALIFYING LAP ANALYSIS - RACE 8

(contd.)

46	Mike BROMLEY	Merlyn 11a	
1 -	7:13.031	6 - 1:47.233	
2 -	1:49.390	7 - 1:44.726	
3 -	1:47.680	8 - 1:47.937	
4 -	1:46.038	9 - 1:48.250	
5 -	1:49.831		
51	John MOULDS	Merlyn Mk II	
1 -	7:03.788	6 - 1:41.734	
2 -	1:53.583	7 - 1:41.612	
3 -	1:44.881	8 - 1:44.964	
4 -	1:43.965	9 - 1:45.144	
5 -	1:43.046		
53	Martin HIBBERT	Merlin 20A	
1 -	7:03.726	6 - 1:39.479	
2 -	1:47.108	7 - 1:42.338	
3 -	1:43.302	8 - 1:39.143	
4 -	1:41.348	9 - 1:39.149	
5 -	1:39.541	10 - 1:51.043	
56	Cliff GIDDENS	Brabham BT16	
1 -	6:38.798	6 - 1:45.095	
2 -	1:56.812	7 - 1:45.507	
3 -	1:49.476	8 - 1:50.026	
4 -	1:43.762	9 - 1:48.727	
5 -	1:43.452		
60	David CROWTHER	Brabham BT18	
1 -	7:13.442	6 - 1:49.349	
2 -	2:02.234	7 - 1:48.402	
3 -	1:50.804	8 - 1:50.987	
4 -	1:52.934	9 - 1:50.351	
5 -	1:53.873		
61	Steve WORRAD	Brabham BT30	
1 -	6:39.362	6 - 1:33.156	11 - 1:31.936
2 -	1:36.913	7 - 1:35.327	
3 -	1:34.166	8 - 1:35.687	
4 -	1:33.618	9 - 1:32.918	
5 -	1:35.159	10 - 1:33.792	
63	Geoff WILLIAMS	Lotus 20/22	
1 -	7:29.340	6 - 2:09.737P	
2 -	2:04.490	7 - 4:07.190	
3 -	1:59.701		
4 -	2:00.265		
5 -	2:02.952		

Cars 40, 63 & 69 - Transponders not working - Fix or you WILL NOT BE TIMED in the Race
Weather / Track : Cloudy / Damp

Donington Park
Circuit Length = 1.9573 miles.
Start: 11:50 End: 12:05

HSCC Classic Racing Cars for the Retro Track and Air Trophy

QUALIFYING LAP ANALYSIS - RACE 8

(contd.)

64	Frank LYONS	Merlyn Mk10
1 -	7:07.911	6 - 1:39.688
2 -	1:52.734	7 - 1:39.634
3 -	1:47.381	8 - 1:39.790
4 -	1:43.868	9 - 1:40.266
5 -	1:42.404	10 - 1:40.425
66	Gregory THORNTON	Titan MK 4
1 -	7:10.120	6 - 1:44.747
2 -	1:53.077	7 - 1:43.142
3 -	1:50.869	8 - 1:41.015
4 -	1:42.954	9 - 1:41.703
5 -	1:44.861	
69	Michael SCHRYVER	Lotus 22
1 -	7:01.866	6 - 1:37.774
2 -	1:47.435	7 - 1:36.189
3 -	1:41.903	8 - 1:38.822
4 -	1:38.576	9 - 1:35.330
5 -	1:38.347	10 - 1:35.619
71	Alan HICKS	Lotus 61
1 -	6:52.153	6 - 1:50.336
2 -	1:50.753	7 - 1:50.233
3 -	1:52.080	8 - 1:49.633
4 -	1:48.445	9 - 1:47.647
5 -	2:02.054	
74	Will TOMKINS	Merlyn MK20 A
1 -	7:08.179	6 - 1:42.644
2 -	1:53.064	7 - 1:42.357
3 -	1:49.242	8 - 1:39.014
4 -	1:47.078	9 - 1:50.178
5 -	1:46.034	
75	Anthony GODDARD	Merlyn Mk20
1 -	7:01.836	6 - 1:48.865
2 -	1:55.175	7 - 1:47.503
3 -	1:54.481	8 - 1:45.002
4 -	1:49.535	9 - 1:44.296
5 -	1:48.891	
83	John PEARSON	Merlyn Mk IIA
1 -	6:51.576	6 - 1:38.954
2 -	1:48.038	7 - 1:39.047
3 -	1:42.975	8 - 1:40.811
4 -	1:41.612	9 - 1:39.712
5 -	1:39.560	10 - 1:38.619

Cars 40, 63 & 69 - Transponders not working - Fix or you WILL NOT BE TIMED in the Race
Weather / Track : Cloudy / Damp

Donington Park
Circuit Length = 1.9573 miles.
Start: 11:50 End: 12:05

HSCC Classic Racing Cars for the Retro Track and Air Trophy QUALIFYING LAP ANALYSIS - RACE 8

(contd.)


84	Roger BEVAN	Brabham BT21A-F2
1 - 6:48.197	6 - 1:43.389	
2 - 1:54.891	7 - 1:41.508	
3 - 1:49.308	8 - 1:47.514	
4 - 1:45.250	9 - 1:41.891	
5 - 1:40.732	10 - 1:41.400	
97	Steven PRYKE	Mallock Mk VI
1 - 6:56.326	6 - 1:57.686	
2 - 2:22.087	7 - 1:57.263	
3 - 1:55.928	8 - 1:50.589	
4 - 1:52.836	9 - 1:48.675	
5 - 1:52.479		

HSCC Classic Racing Cars for the Retro Track and Air Trophy

GRID - RACE 8

ROW 15	1:50.912 40 ROBERTSON	1:59.701 63 WILLIAMS
ROW 14	1:48.402 60 CROWTHER	1:48.675 97 PRYKE
ROW 13	1:47.647 71 HICKS	1:47.872 16 MILLER
ROW 12	1:44.296 75 GODDARD	1:44.726 46 BROMLEY
ROW 11	1:43.504 35 PULLEN	1:43.861 32 JUDD
ROW 10	1:42.805 31 ASHBY	1:43.452 56 GIDDENS
ROW 9	1:41.612 51 MOULDS	1:42.050 14 WALKER
ROW 8	1:41.157 25 COUNSELL	1:41.381 1 BLADON
ROW 7	1:40.732 84 BEVAN	1:41.015 66 THORNTON
ROW 6	1:40.147 4 SYKES	1:40.713 44 SCOTT
ROW 5	1:39.143 53 HIBBERT	1:39.634 64 LYONS
ROW 4	1:38.808 36 KEELE	1:39.014 74 TOMKINS
ROW 3	1:38.565 22 GRAY	1:38.619 83 PEARSON
ROW 2	1:35.330 69 SCHRYVER	1:37.293 45 PRICE
ROW 1	1:31.936 61 WORRAD	1:34.177 3 WATTS

POLE



Cars 40, 63 & 69 - Transponders not working - Fix or you WILL NOT BE TIMED in the Race
Weather / Track : Cloudy / Damp
These results are provisional until the conclusion of any judicial and technical matters.

Donington Park
 Circuit Length = 1.9573 miles.
 Start: 11:50 End: 12:05

Clerk of Course	Timekeeper:
-----------------	-------------

HSCC/HRSR Historic Racing Saloons in association with Concept Signs QUALIFYING - RACE 9

POS	NO	CL	DRIVER	NAT	CAR	TIME	LAPS	GAP	MPH
1	21	A	Graeme DODD		Jaguar MkII	1:31.490	9		77.01
2	31	B	Les ELY		BMW 2000	1:32.511	9	1.021	76.16
3	40	C	Simon GARRAD		Alfa Romeo GTA	1:32.779	9	1.289	75.94
4	46	C	Dan COX		Ford Anglia 105E	1:32.867	8	1.377	75.87
5	35	B	James DODD		Alfa Romeo Guilia Sprint GT	1:32.972	9	1.482	75.78
6	85	D	Roger GODFREY		Austin Cooper S	1:34.054	9	2.564	74.91
7	37	C	Peter WOODHEAD		Ford Lotus Cortina	1:34.067	9	2.577	74.90
8	14	A	Michael MOORE		Ford Falcon Sprint	1:35.322	9	3.832	73.92
9	23	A	Roger COPE		Jaguar S Type	1:35.633	8	4.143	73.68
10	57	C	Jonathan GOMM		Ford Anglia 105E	1:35.706	9	4.216	73.62
11	77	D	Roger EBDON		Morris Mini	1:36.389	9	4.899	73.10
12	54	C	Neil WOOD		Ford Anglia 105E	1:36.750	8	5.260	72.83
13	97	E	Mike HANNA		Hillman Imp	1:37.142	7	5.652	72.53
14	98	E	Alan KITSON		Singer Chamois	1:37.462	8	5.972	72.29
15	50	C	Steve READ		Ford Anglia	1:38.803	9	7.313	71.31
16	1	E	Adrian OLIVER		Hillman Imp	1:39.610	8	8.120	70.73
17	82	D	Barry LONG		Mini Cooper	1:39.794	9	8.304	70.60
18	78	D	Colin FLYNN		Morris Cooper S	1:41.735	9	10.245	69.26
19	52	C	Peter ERGIS		Ford Cortina GT	1:42.233	9	10.743	68.92
20	86	E	Martin ELSON		Austin A40 Farina Mk1	1:43.172	7	11.682	68.29
21	94	E	Steve PLATTS		Singer Chamois	1:43.290	7	11.800	68.21
22	87	E	Simon BENOY		Sunbeam Imp	1:43.314	7	11.824	68.20
23	59	K3	Richard LAWSON		Ford Lotus Cortina Mk1	1:44.644	9	13.154	67.33
24	45	C	Tony MASCHIO		Alfa Romeo Giulia Sprint GT	1:45.092	7	13.602	67.04
25	49	C	Peter HORE		Lotus Cortina	1:45.751	7	14.261	66.63
26	91	E	Vince FROST		Hillman Imp	2:04.991	4	33.501	56.37

Cars 1 & 21 Transponders not working, Fix or YOU WILL NOT BE TIMED in the Race
Weather / Track : Cloudy / Damp
These results are provisional until the conclusion of any judicial and technical matters.

Donington Park
Circuit Length = 1.9573 miles.
Start: 121:17 End: 12:35

Clerk of Course	Timekeeper:
-----------------	-------------

HSCC/HRSR Historic Racing Saloons in association with Concept Signs

QUALIFYING LAP ANALYSIS - RACE 9

1	Adrian OLIVER	Hillman Imp
1 -	8:06.166	6 - 1:42.780
2 -	2:02.343	7 - 1:41.234
3 -	1:51.806	8 - 1:39.610
4 -	1:43.624	
5 -	8:28.050	
14	Michael MOORE	Ford Falcon Sprint
1 -	7:53.460	6 - 6:48.734
2 -	1:50.878	7 - 1:36.072
3 -	1:44.806	8 - 1:37.378
4 -	1:41.638	9 - 1:35.322
5 -	1:39.326	
21	Graeme DODD	Jaguar MkII
1 -	7:44.007	6 - 7:10.056
2 -	1:44.808	7 - 1:37.546
3 -	1:36.395	8 - 1:31.490
4 -	1:34.889	9 - 1:31.959
5 -	1:35.186	
23	Roger COPE	Jaguar S Type
1 -	7:49.951	6 - 1:38.597
2 -	1:46.907	7 - 1:35.633
3 -	1:39.618	8 - 1:36.301
4 -	1:37.996	
5 -	9:20.574	
31	Les ELY	BMW 2000
1 -	7:41.739	6 - 7:02.317
2 -	1:45.728	7 - 1:34.380
3 -	1:40.350	8 - 1:34.598
4 -	1:37.474	9 - 1:32.511
5 -	1:36.600	
35	James DODD	Alfa Romeo Guilina Sprint GT
1 -	7:42.225	6 - 7:05.468
2 -	1:46.040	7 - 1:34.280
3 -	1:41.852	8 - 1:33.032
4 -	1:38.367	9 - 1:32.972
5 -	1:35.506	
37	Peter WOODHEAD	Ford Lotus Cortina
1 -	8:13.192	6 - 6:42.725
2 -	1:57.536	7 - 1:38.794
3 -	1:44.692	8 - 1:36.431
4 -	1:40.528	9 - 1:34.067
5 -	1:41.406	

Cars 1 & 21 Transponders not working, Fix or YOU WILL NOT BE TIMED in the Race
Weather / Track : Cloudy / Damp

Donington Park
Circuit Length = 1.9573 miles.
Start: 12:17 End: 12:35

HSCC/HRSR Historic Racing Saloons in association with Concept Signs

QUALIFYING LAP ANALYSIS - RACE 9

(contd.)

40	Simon GARRAD	Alfa Romeo GTA
1 -	7:42.805	6 - 7:08.215
2 -	1:45.920	7 - 1:34.151
3 -	1:40.359	8 - 1:33.895
4 -	1:37.626	9 - 1:32.779
5 -	1:36.056	
45	Tony MASCHIO	Alfa Romeo Giulia Sprint GT
1 -	7:49.087	6 - 1:47.688
2 -	1:59.465	7 - 1:45.092
3 -	1:56.362	
4 -	1:50.732	
5 -	8:33.600	
46	Dan COX	Ford Anglia 105E
1 -	8:18.962	6 - 1:32.867
2 -	2:01.032	7 - 1:49.230
3 -	1:58.902	8 - 1:33.990
4 -	1:39.199	
5 -	8:02.277	
49	Peter HORE	Lotus Cortina
1 -	8:02.352	6 - 1:45.751
2 -	2:03.130	7 - 1:46.180
3 -	1:54.283	
4 -	1:51.752	
5 -	8:27.283	
50	Steve READ	Ford Anglia
1 -	7:59.604	6 - 6:34.748
2 -	1:52.096	7 - 1:40.732
3 -	1:51.937	8 - 1:39.856
4 -	1:42.590	9 - 1:38.803
5 -	1:43.736	
52	Peter ERGIS	Ford Cortina GT
1 -	7:55.196	6 - 6:38.451
2 -	1:54.191	7 - 1:43.987
3 -	1:48.786	8 - 1:42.233
4 -	1:45.064	9 - 1:43.670
5 -	1:47.370	
54	Neil WOOD	Ford Anglia 105E
1 -	8:14.663	6 - 1:39.190
2 -	1:58.489	7 - 1:38.864
3 -	1:48.282	8 - 1:36.750
4 -	1:44.171	
5 -	8:21.011	

Cars 1 & 21 Transponders not working, Fix or YOU WILL NOT BE TIMED in the Race
Weather / Track : Cloudy / Damp

Donington Park
Circuit Length = 1.9573 miles.
Start: 12:17 End: 12:35

HSCC/HRSR Historic Racing Saloons in association with Concept Signs

QUALIFYING LAP ANALYSIS - RACE 9

(contd.)

57	Jonathan GOMM	Ford Anglia 105E
1 -	8:00.729	6 - 6:44.724
2 -	1:55.601	7 - 1:38.897
3 -	1:48.874	8 - 1:39.386
4 -	1:44.467	9 - 1:35.706
5 -	1:49.055	
59	Richard LAWSON	Ford Lotus Cortina Mk1
1 -	7:46.979	6 - 6:37.076
2 -	1:55.528	7 - 1:46.504
3 -	1:52.703	8 - 1:48.795
4 -	1:50.873	9 - 1:44.644
5 -	1:50.599	
77	Roger EBDON	Morris Mini
1 -	7:52.896	6 - 6:50.119
2 -	1:52.572	7 - 1:38.002
3 -	1:45.245	8 - 1:37.506
4 -	1:40.996	9 - 1:36.389
5 -	1:40.146	
78	Colin FLYNN	Morris Cooper S
1 -	7:55.539	6 - 6:44.308
2 -	1:54.714	7 - 1:42.724
3 -	1:51.263	8 - 1:42.117
4 -	1:47.256	9 - 1:41.735
5 -	1:49.495	
82	Barry LONG	Mini Cooper
1 -	7:57.202	6 - 6:44.349
2 -	1:53.887	7 - 1:41.906
3 -	1:52.288	8 - 1:44.053
4 -	1:45.953	9 - 1:39.794
5 -	1:50.117	
85	Roger GODFREY	Austin Cooper S
1 -	7:43.125	6 - 6:59.667
2 -	1:46.461	7 - 1:35.584
3 -	1:39.951	8 - 1:35.466
4 -	1:37.494	9 - 1:34.054
5 -	1:35.731	
86	Martin ELSON	Austin A40 Farina Mk1
1 -	7:53.141	6 - 1:45.390
2 -	2:07.613	7 - 1:43.172
3 -	1:56.924	
4 -	1:49.831	
5 -	8:29.498	

Cars 1 & 21 Transponders not working, Fix or YOU WILL NOT BE TIMED in the Race
Weather / Track : Cloudy / Damp

Donington Park
Circuit Length = 1.9573 miles.
Start: 12:17 End: 12:35

HSCC/HRSR Historic Racing Saloons in association with Concept Signs


QUALIFYING LAP ANALYSIS - RACE 9

(contd.)

87	Simon BENOY	Sunbeam Imp
1 -	8:03.621	6 - 1:43.314
2 -	1:59.992	7 - 1:44.353
3 -	1:51.869	
4 -	1:47.352	
5 -	9:05.161	
91	Vince FROST	Hillman Imp
1 -	8:06.389	
2 -	2:10.147	
3 -	2:05.385	
4 -	2:04.991	
94	Steve PLATTS	Singer Chamois
1 -	8:08.230	6 - 1:43.949
2 -	2:04.463	7 - 1:43.290
3 -	1:50.996	
4 -	1:48.452	
5 -	8:29.507	
97	Mike HANNA	Hillman Imp
1 -	8:12.892	6 - 1:39.028
2 -	2:09.093	7 - 1:37.142
3 -	1:54.527	
4 -	1:42.180	
5 -	8:47.693	
98	Alan KITSON	Singer Chamois
1 -	8:09.546	6 - 1:39.540
2 -	2:04.422	7 - 1:39.670
3 -	1:49.826	8 - 1:37.462
4 -	2:39.286	
5 -	6:50.644	

HSCC/HRSR Historic Racing Saloons in association with Concept Signs

GRID - RACE 9

ROW 13	1:45.751 49 HORE	2:04.991 91 FROST
ROW 12	1:44.644 59 LAWSON	1:45.092 45 MASCHIO
ROW 11	1:43.290 94 PLATTS	1:43.314 87 BENOY
ROW 10	1:42.233 52 ERGIS	1:43.172 86 ELSON
ROW 9	1:39.794 82 LONG	1:41.735 78 FLYNN
ROW 8	1:38.803 50 READ	1:39.610 1 OLIVER
ROW 7	1:37.142 97 HANNA	1:37.462 98 KITSON
ROW 6	1:36.389 77 EBDON	1:36.750 54 WOOD
ROW 5	1:35.633 23 COPE	1:35.706 57 GOMM
ROW 4	1:34.067 37 WOODHEAD	1:35.322 14 MOORE
ROW 3	1:32.972 35 DODD	1:34.054 85 GODFREY
ROW 2	1:32.779 40 GARRAD	1:32.867 46 COX
ROW 1	1:31.490 21 DODD	1:32.511 31 ELY
POLE		
		

Cars 1 & 21 Transponders not working, Fix or YOU WILL NOT BE TIMED in the Race
Weather / Track : Cloudy / Damp
These results are provisional until the conclusion of any judicial and technical matters.

Donington Park
 Circuit Length = 1.9573 miles.
 Start: 121:17 End: 12:35


Clerk of Course	Timekeeper:
-----------------	-------------

HSCC Historic Road Sports Championship

GRID - RACE 7

ROW 16		1:57.052		2:02.736
	17	GAWNE		32 WARD-BOOTH
ROW 15	36	1:53.936 WILKINS		1:55.692 83 KIRBY
ROW 14		1:53.339		1:53.746
	30	BURRETT		19 SIMMONDS
ROW 13	25	1:50.870 RANDALL		1:52.575 53 CHISHOLM
ROW 12		1:49.788		1:50.495
	66	HOBLE		87 SMITH
ROW 11	64	1:48.366 BILDERBECK		1:48.701 15 EAGLES
ROW 10		1:48.080		1:48.248
	3	EDRIDGE		7 ARCULUS
ROW 9	31	1:47.070 OWEN		1:47.225 63 SHARP
ROW 8		1:46.852		1:47.063
	5	HACKETT		74 BATT
ROW 7	76	1:44.663 HOWARD		1:45.181 72 GATHERCOLE
ROW 6		1:44.636		1:44.649
	22	FITZGERALD		1 BARRIE
ROW 5	29	1:44.055 O'SHEA		1:44.343 52 MURPHY
ROW 4		1:43.050		1:43.829
	12	JONES		20 BELL
ROW 3	33	1:41.296 WEBB		1:42.929 69 SHEPHERD
ROW 2		1:40.448		1:41.107
	27	BURBURY		84 GRAY
ROW 1	18	1:38.333 BAILEY		1:40.133 42 SANDERS

POLE



Reserves will be called forward in the following order:- 77, 23, & 51

Weather / Track : Cloudy / Damp

These results are provisional until the conclusion of any judicial and technical matters.

Donington Park

Circuit Length = 1.9573 miles.

Start: 11:25 End: 11:40

Clerk of Course		Timekeeper:
-----------------	--	-------------

Vredestein JEC XK Challenge inc 70s Road Sports Classes D1 & D2

RACE CLASSIFICATION - RACE 1

POS	NO	CL	DRIVER	NAT	CAR	TIME	LAPS	GAP	MPH	BEST
1	1	D	Graeme DODD		Jaguar XK120	15:26.762	10		75.91	1:30.109
2	33	D	Nigel WEBB		Jaguar XK120	15:43.132	10	16.370	74.59	1:31.574
3	3	C	Rob NEWALL		Jaguar XK120	15:58.024	10	31.262	73.43	1:33.279
4	17	C	David HALL		Jaguar XK120	16:24.932	10	58.170	71.42	1:35.974
5	20	C	Michael O'SHEA		Jaguar XK150	16:28.422	10	1:01.660	71.17	1:36.612
6	5	D	Richard HACKETT		Jaguar XK120	16:40.707	10	1:13.945	70.30	1:37.985
7	2	C	Chris KEITH-LUCAS		Jaguar XK120	16:41.237	10	1:14.475	70.26	1:37.343
8	29	C	Mark GIBBON		Jaguar XK120	16:41.938	10	1:15.176	70.21	1:36.408
9	12	C	Grahame BULL		Jaguar XK150	16:43.422	10	1:16.660	70.11	1:34.992
10	57	D2	Mark OLDFIELD		Alfa Romeo Alfetta GTV	16:59.246	10	1:32.484	69.02	1:38.116
11	7	B	Brian ARCULUS		Jaguar XK120	15:36.364	9	1 LAP	67.60	1:41.609
12	28	D2	William MORTON		Alfa Romeo Alfetta 2.0 GTV	15:47.673	9	1 LAP	66.80	1:42.386
13	99	C	Chris KEEN		Jaguar XK120	15:57.943	9	1 LAP	66.08	1:41.785
14	61	D2	Luke CLARK-BAGNALL		Triumph GT6	16:04.954	9	1 LAP	65.60	1:40.317
15	36	B	Nicholas WILKINS		Jaguar XK120	16:25.302	9	1 LAP	64.24	1:44.646
16	23	C	Graham LOVE		Jaguar XK150	16:39.120	9	1 LAP	63.36	1:47.461
17	49	D2	Andrew GAMMAGE		Triumph GT6	16:40.252	9	1 LAP	63.28	1:47.366
18	52	D2	Graham HALL		Alfa Romeo 2000 GTV	16:40.516	9	1 LAP	63.27	1:46.454
19	78	D2	Mark DUDLEY		Alfa Romeo GTV	16:43.300	9	1 LAP	63.09	1:45.578
20	51	B	Glenn TOLLETT		Jaguar XK120	16:56.424	9	1 LAP	62.28	1:46.365
21	76	D2	David ERWIN		Alfa Romeo 2000 GTV	17:06.909	9	1 LAP	61.64	1:49.088
22	32	D	Sir John CHISHOLM		Jaguar XK120	15:58.372	8	2 LAPS	58.70	1:33.212

NOT CLASSIFIED

24	C	Trevor GROOM		Jaguar XK140	14:35.298	9	D.N.F.	72.32	1:33.889
14	C	Colin YOULE		Jaguar XK120	15:03.657	9	D.N.F.	70.05	1:37.026
30	D	Dick SKIPWORTH		Jaguar XK120	9:31.085	5	D.N.F.	61.49	1:43.698
34	D2	Sarah HUTCHISON		Lancia Beta	7:09.351	4	D.N.F.	65.38	1:43.340
50	D2	Matthew HAMMOND		Triumph TR7	2:10.439	1	D.N.F.	53.16	
59	C	Malcolm VEREY		Jaguar XK150S		0	D.N.F.	N/A	

FASTEST LAP

1	D	Graeme DODD		Jaguar XK120	1:30.109	8	78.19mph	125.84kph
3	C	Rob NEWALL		Jaguar XK120	1:33.279	9	75.54mph	121.56kph
57	D2	Mark OLDFIELD		Alfa Romeo Alfetta GTV	1:38.116	7	71.81mph	115.57kph
7	B	Brian ARCULUS		Jaguar XK120	1:41.609	9	69.34mph	111.60kph

Weather / Track : Dreary

These results are provisional until the conclusion of any judicial and technical matters.

Donington Park
Circuit Length = 1.9573 miles.
Start: 13:34 End: 13:49

Clerk of Course

Timekeeper:

Vredestein JEC XK Challenge inc 70s Road Sports Classes D1 & D2

LAP CHART - RACE 1

Lap 1			Lap 2			Lap 3			Lap 4			Lap 5		
No	Behind	Laptime	No	Behind	Laptime	No	Behind	Laptime	No	Behind	Laptime	No	Behind	Laptime
1		1:39.687	1		1:31.687	1		1:30.816	1		1:30.752	1		1:31.508
33	2.075	1:41.762	33	2.956	1:32.568	33	4.158	1:32.018	33	6.222	1:32.816	76	1 LAP	1:50.150
12	4.052	1:43.739	12	8.597	1:36.232	3	13.011	1:34.325	32	2 LAPS	4:36.149	33	6.288	1:31.574
3	4.255	1:43.942	3	9.502	1:36.934	24	16.653	1:35.541	3	16.430	1:34.171	32	2 LAPS	1:36.919
17	4.701	1:44.388	24	11.928	1:38.465	17	18.733	1:37.070	24	20.583	1:34.682	3	20.241	1:35.319
24	5.150	1:44.837	17	12.479	1:39.465	20	20.640	1:38.766	17	24.213	1:36.232	24	22.964	1:33.889
20	6.208	1:45.895	20	12.690	1:38.169	5	23.797	1:38.427	20	26.840	1:36.952	17	29.158	1:36.453
5	8.397	1:48.084	5	16.186	1:39.476	29	30.539	1:39.898	5	31.173	1:38.128	20	31.944	1:36.612
32	9.244	1:48.931	29	21.457	1:42.479	2	31.613	1:38.608	2	39.152	1:38.291	5	39.567	1:39.902
29	10.665	1:50.352	14	22.289	1:43.036	14	32.499	1:41.026	29	39.584	1:39.797	2	45.310	1:37.666
14	10.940	1:50.627	2	23.821	1:39.862	7	38.987	1:42.899	14	40.219	1:38.472	29	46.481	1:38.405
30	13.540	1:53.227	30	25.551	1:43.698	57	39.962	1:40.526	7	50.338	1:42.103	14	46.516	1:37.805
7	15.106	1:54.793	7	26.904	1:43.485	99	41.179	1:42.393	57	50.900	1:41.690	57	59.382	1:39.990
2	15.646	1:55.333	99	29.602	1:43.869	30	42.707	1:47.972	99	52.212	1:41.785	12	1:01.295	1:37.173
28	16.980	1:56.667	57	30.252	1:43.792	28	43.082	1:42.964	28	54.791	1:42.461	7	1:01.790	1:42.960
99	17.420	1:57.107	28	30.934	1:45.641	34	43.631	1:43.340	12	55.630	1:37.924	99	1:03.367	1:42.663
57	18.147	1:57.834	34	31.107	1:44.043	12	48.458	2:10.677	34	56.409	1:43.530	28	1:05.669	1:42.386
34	18.751	1:58.438	36	42.179	1:51.144	36	1:00.145	1:48.782	30	1:05.927	1:53.972	36	1:31.856	1:45.611
51	21.089	2:00.776	23	43.790	1:51.124	23	1:04.588	1:51.614	36	1:17.753	1:48.360	61	1:32.078	1:44.311
36	22.722	2:02.409	61	44.445	1:49.978	61	1:05.174	1:51.545	61	1:19.275	1:44.853			
23	24.353	2:04.040	49	45.780	1:51.801	49	1:06.201	1:51.237	23	1:23.400	1:49.564			
49	25.666	2:05.353	52	47.365	1:52.243	52	1:07.585	1:51.036	49	1:24.397	1:48.948			
61	26.154	2:05.841	78	49.779	1:53.525	78	1:10.482	1:51.519	52	1:25.461	1:48.628			
52	26.809	2:06.496	76	51.421	1:53.009	76	1:12.495	1:51.890	51	1:28.903	1:46.365			
78	27.941	2:07.628	51	54.857	2:05.455	51	1:13.290	1:49.249	78	1:29.752	1:50.022			
50	30.752	2:10.439P												
76	30.099	2:09.786												

Vredestein JEC XK Challenge inc 70s Road Sports Classes D1 & D2

LAP CHART - RACE 1

(contd.)

Lap 6			Lap 7			Lap 8			Lap 9			Lap 10		
No	Behind	Laptime	No	Behind	Laptime	No	Behind	Laptime	No	Behind	Laptime	No	Behind	Laptime
1		1:37.510	1		1:33.067	1		1:30.109	1		1:30.785	1		1:30.841
23	1 LAP	1:50.592	61	1 LAP	1:44.166	33	10.844	1:34.022	28	1 LAP	1:44.840	7	1 LAP	1:41.609
49	1 LAP	1:50.628	33	6.931	1:33.785	61	1 LAP	1:41.255	33	13.033	1:32.974	33	16.370	1:34.178
33	6.213	1:37.435	36	1 LAP	1:47.989	36	1 LAP	1:44.646	3	27.660	1:33.279	28	1 LAP	1:44.247
51	1 LAP	1:46.388	23	1 LAP	1:48.161	3	25.166	1:34.606	61	1 LAP	1:42.688	99	1 LAP	2:02.270
30	1 LAP	2:12.216P	3	20.669	1:36.270	32	2 LAPS	1:34.219	32	2 LAPS	1:33.212	3	31.262	1:34.443
52	1 LAP	1:51.501	51	1 LAP	1:47.593	24	35.213	1:40.188	24	39.377	1:34.949	32	2 LAPS	1:33.659
78	1 LAP	1:50.238	32	2 LAPS	1:38.975	51	1 LAP	1:47.342	36	1 LAP	1:47.987	61	1 LAP	1:40.317
76	1 LAP	1:51.343	49	1 LAP	1:49.398	23	1 LAP	1:48.821	17	48.690	1:39.416	17	58.170	1:40.321
32	2 LAPS	1:36.308	52	1 LAP	1:49.390	49	1 LAP	1:47.630	20	54.529	1:40.169	36	1 LAP	1:48.374
3	17.466	1:34.735	24	25.134	1:37.109	17	40.059	1:38.107	23	1 LAP	1:47.743	20	1:01.660	1:37.972
24	21.092	1:35.638	78	1 LAP	1:49.959	52	1 LAP	1:47.529	49	1 LAP	1:47.891	23	1 LAP	1:47.461
17	27.622	1:35.974	17	32.061	1:37.506	78	1 LAP	1:47.269	52	1 LAP	1:47.239	49	1 LAP	1:47.366
20	32.288	1:37.854	76	1 LAP	1:53.463	20	45.145	1:38.345	78	1 LAP	1:45.578	52	1 LAP	1:46.454
5	43.266	1:41.209	20	36.909	1:37.688	76	1 LAP	1:49.088	5	1:06.254	1:40.193	5	1:13.945	1:38.532
2	45.320	1:37.520	5	48.970	1:38.771	5	56.846	1:37.985	2	1:07.169	1:40.458	2	1:14.475	1:38.147
14	47.484	1:38.478	2	49.596	1:37.343	2	57.496	1:38.009	29	1:07.678	1:39.391	29	1:15.176	1:38.339
29	48.306	1:39.335	14	52.288	1:37.871	29	59.072	1:36.408	14	1:07.736	1:39.316	78	1 LAP	1:47.562
12	59.923	1:36.138	29	52.773	1:37.534	14	59.205	1:37.026	12	1:12.509	1:35.113	12	1:16.660	1:34.992
57	1:01.510	1:39.638	12	1:03.038	1:36.182	12	1:08.181	1:35.252	51	1 LAP	2:06.689	51	1 LAP	1:46.567
7	1:07.027	1:42.747	57	1:06.559	1:38.116	57	1:15.024	1:38.574	76	1 LAP	1:55.431	57	1:32.484	1:39.062
99	1:07.659	1:41.802	7	1:17.980	1:44.020	7	1:29.619	1:41.748	57	1:24.263	1:40.024	76	1 LAP	1:52.749
28	1:12.589	1:44.430	99	1:18.576	1:43.984	99	1:30.537	1:42.070						
			28	1:23.559	1:44.037									

HSCC Legends Racing Historic Formula Ford in association with Avon Tyres

RACE CLASSIFICATION - RACE 2

POS	NO	CL	DRIVER	NAT	CAR	TIME	LAPS	GAP	MPH	BEST
1	1		Neil FOWLER		Lola T200	15:08.148	11		85.22	1:20.481
2	87		Nelson ROWE		Crossle 20F	15:08.291	11	0.143	85.21	1:20.393
3	83		John PEARSON		Merlyn MkIIA	15:26.883	11	18.735	83.50	1:20.788
4	40		Simon HADFIELD		Merlyn Mk20	15:26.991	11	18.843	83.49	1:20.936
5	42		Nigel BANCROFT		Crossle 20F	15:30.821	11	22.673	83.15	1:22.542
6	12		Jason MINSHAW		Merlyn Mk 20	15:31.671	11	23.523	83.07	1:22.828
7	2		Paul SLEEMAN		Jamun T2	15:33.033	11	24.885	82.95	1:22.556
8	69		Dave LOWE		Lotus 69	15:40.278	11	32.130	82.31	1:22.779
9	27		Dick DIXON		Lotus 61	15:41.394	11	33.246	82.21	1:22.966
10	7		John GOLDSMITH		Macon MR8B	15:42.220	11	34.072	82.14	1:22.742
11	11		Westie MITCHELL		Merlyn MK20	15:55.605	11	47.457	80.99	1:23.456
12	44		John BLADON		Merlyn Mk11A	15:57.050	11	48.902	80.87	1:23.913
13	77		Chris SHARPLES		Palliser WDF1	15:57.483	11	49.335	80.83	1:23.810
14	51		John MOULDS		Merlyn MkII	16:08.231	11	1:00.083	79.93	1:23.686
15	62		Keith NORMAN		Palliser WDF3	16:08.712	11	1:00.564	79.89	1:23.830
16	66		Gregory THORNTON		Titan MK 4	16:15.635	11	1:07.487	79.33	1:23.523
17	4		John SYKES		Merlyn MK11A	16:16.884	11	1:08.736	79.22	1:26.557
18	74		Will TOMKINS		Merlyn Mk20A	16:27.347	11	1:19.199	78.38	1:24.212
19	48		Crispin SCHLAEFLI		Macon MR8	15:11.129	10	1 LAP	77.21	1:28.172
20	58		Terry VAN DER ZEE		Nike MK4	15:20.270	10	1 LAP	76.44	1:27.059
21	6		Neil DAVIES		Lotus 61MX	15:20.710	10	1 LAP	76.41	1:27.265
22	75		Anthony GODDARD		Merlyn Mk20	15:46.785	10	1 LAP	74.30	1:31.043
23	46		Mike BROMLEY		Merlyn 11a	15:48.759	10	1 LAP	74.15	1:31.355
24	71		Alan HICKS		Lotus 61	16:22.201	10	1 LAP	71.62	1:33.306
25	81		Alastair MACKERETH		Merlyn 20A	16:25.460	10	1 LAP	71.38	1:34.603
26	89		Gary CRITCHER		Nike Mk4/6	15:13.020	9	2 LAPS	69.33	1:36.718
27	17		Bernard COX		Lola T200	15:13.791	8	3 LAPS	61.56	1:46.237

NOT CLASSIFIED

53	Martin HIBBERT	Merlin 20A	7:53.162	5	D.N.F.	74.22	1:28.602
23	Gil DUFFY	March 708	8:39.635	5	D.N.F.	67.58	1:26.574
21	Neil BOWMAN	Macon MR7B	3:10.611	2	D.N.F.	73.34	1:29.542
30	Neil GLOVER	Macon Mk8	4:17.585	1	D.N.F.	26.92	
36	Andrew GARSIDE	Elden Mk8		0	D.N.F.	N/A	

FASTEST LAP

87	Nelson ROWE	Crossle 20F	1:20.393	10	87.64mph	141.05kph	
----	-------------	-------------	----------	----	----------	-----------	--

Weather / Track : Dreary

These results are provisional until the conclusion of any judicial and technical matters.

Donington Park
Circuit Length = 1.9573 miles.
Start: 14:01 End: 14:16

Clerk of Course	Timekeeper:
-----------------	-------------

HSCC Legends Racing Historic Formula Ford in association with Avon Tyres LAP CHART - RACE 2

Lap 1			Lap 2			Lap 3			Lap 4			Lap 5		
No	Behind	Laptime	No	Behind	Laptime	No	Behind	Laptime	No	Behind	Laptime	No	Behind	Laptime
87		1:26.740	87		1:22.676	87		1:21.617	1		1:21.534	87		1:22.934
12	0.648	1:27.388	12	1.105	1:23.133	1	1.650	1:21.965	87	0.313	1:23.497	1	2.127	1:25.374
1	0.868	1:27.608	1	1.302	1:23.110	42	2.790	1:22.689	42	2.325	1:22.719	12	11.363	1:23.945
42	1.852	1:28.592	42	1.718	1:22.542	12	3.363	1:23.875	12	10.665	1:30.486	40	11.529	1:23.098
40	3.098	1:29.838	40	3.258	1:22.836	40	3.508	1:21.867	40	11.678	1:31.354	83	12.015	1:23.092
2	3.238	1:29.978	83	4.491	1:23.482	30	2 LAPS	4:17.585P	83	12.170	1:29.788	42	12.691	1:33.613
83	3.685	1:30.425	2	4.689	1:24.127	83	5.566	1:22.692	2	13.638	1:24.888	2	13.886	1:23.495
7	5.830	1:32.570	7	8.345	1:25.191	7	11.714	1:24.986	7	14.023	1:25.493	7	15.439	1:24.663
69	6.641	1:33.381	69	9.378	1:25.413	2	11.934	1:28.862	69	14.270	1:24.793	69	16.277	1:25.254
27	7.086	1:33.826	27	9.695	1:25.285	69	12.661	1:24.900	27	16.824	1:26.463	27	18.579	1:25.002
77	7.750	1:34.490	77	15.144	1:30.070	27	13.545	1:25.467	77	23.061	1:26.078	77	26.225	1:26.411
11	10.006	1:36.746	11	15.785	1:28.455	77	20.167	1:26.640	44	24.477	1:26.890	44	26.888	1:25.658
44	10.138	1:36.878	44	16.049	1:28.587	44	20.771	1:26.339	11	25.434	1:27.310	11	27.440	1:25.253
4	10.681	1:37.421	4	17.531	1:29.526	11	21.308	1:27.140	4	27.940	1:28.653	4	33.313	1:28.620
23	11.539	1:38.279	51	17.913	1:28.803	4	22.471	1:26.557	17	1 LAP	1:53.796	74	34.465	1:28.271
51	11.786	1:38.526	23	19.698	1:30.835	51	23.792	1:27.496	74	29.441	1:26.090	51	35.519	1:28.913
48	13.197	1:39.937	21	21.195	1:29.542	23	24.655	1:26.574	51	29.853	1:29.245	62	42.280	1:26.732
21	14.329	1:41.069	48	21.343	1:30.822	74	26.535	1:26.770	23	30.386	1:28.915	66	44.296	1:28.579
66	14.681	1:41.421	74	21.382	1:29.003	66	31.427	1:31.070	62	38.795	1:29.226	48	47.731	1:31.263
53	14.813	1:41.553	66	21.974	1:29.969	48	32.568	1:32.842	66	38.964	1:30.721	53	55.698	1:28.602
74	15.055	1:41.795	62	23.937	1:28.010	62	32.753	1:30.433	48	39.715	1:30.331	17	1 LAP	1:52.743
62	18.603	1:45.343	53	26.004	1:33.867	58	41.957	1:30.601	53	50.343	1:30.546	6	58.895	1:29.983
6	20.233	1:46.973	6	29.752	1:32.195	6	42.456	1:34.321	58	51.608	1:32.835	58	59.196	1:30.835
58	21.340	1:48.080	58	32.973	1:34.309	53	42.981	1:38.594	6	52.159	1:32.887	75	1:05.445	1:31.714
89	23.022	1:49.762	46	35.031	1:34.511	46	46.335	1:32.921	46	56.083	1:32.932	46	1:06.123	1:33.287
46	23.196	1:49.936	89	38.011	1:37.665	75	48.185	1:31.705	75	56.978	1:31.977			
81	23.454	1:50.194	75	38.097	1:36.089	89	55.210	1:38.816	89	1:11.832	1:39.806			
75	24.684	1:51.424	81	38.796	1:38.018	81	56.273	1:39.094	81	1:12.017	1:38.928			
71	25.131	1:51.871	71	40.185	1:37.730	71	56.439	1:37.871	71	1:18.095	1:44.840			
17	36.403	2:03.143	17	1:19.127	2:05.400									

HSCC Legends Racing Historic Formula Ford in association with Avon Tyres

LAP CHART - RACE 2

(contd.)

Lap 6			Lap 7			Lap 8			Lap 9			Lap 10		
No	Behind	Laptime	No	Behind	Laptime	No	Behind	Laptime	No	Behind	Laptime	No	Behind	Laptime
87		1:22.569	1		1:20.481	1		1:22.157	87		1:21.437	87		1:20.393
1	0.448	1:20.890	87	0.401	1:21.330	87	0.209	1:21.965	1	0.121	1:21.767	1	0.658	1:20.930
81	1 LAP	1:38.249	17	2 LAPS	1:52.599	75	1 LAP	1:34.459	58	1 LAP	1:28.850	58	1 LAP	1:28.241
71	1 LAP	1:35.845	12	16.555	1:23.690	46	1 LAP	1:32.668	6	1 LAP	1:29.310	6	1 LAP	1:27.587
12	13.794	1:25.000	40	18.013	1:23.553	12	18.477	1:24.079	75	1 LAP	1:31.043	40	19.697	1:20.936
42	15.265	1:25.143	42	18.140	1:23.804	40	18.820	1:22.964	40	19.154	1:21.980	83	20.526	1:20.788
40	15.389	1:26.429	83	18.144	1:23.433	83	18.836	1:22.849	46	1 LAP	1:31.355	12	23.066	1:22.828
83	15.640	1:26.194	81	1 LAP	1:35.989	42	19.014	1:23.031	83	20.131	1:22.941	42	23.096	1:23.003
2	15.833	1:24.516	2	19.562	1:24.658	2	19.961	1:22.556	42	20.486	1:23.118	2	25.202	1:24.619
7	17.608	1:24.738	7	22.576	1:25.897	69	26.699	1:26.160	12	20.631	1:23.800	75	1 LAP	1:32.931
69	17.995	1:24.287	69	22.696	1:25.630	7	28.031	1:27.612	2	20.976	1:22.661	46	1 LAP	1:32.873
23	1 LAP	2:35.032P	27	25.063	1:25.497	27	28.153	1:25.247	69	27.832	1:22.779	69	31.876	1:24.437
27	20.495	1:24.485	71	1 LAP	1:38.196	81	1 LAP	1:36.378	27	29.473	1:22.966	27	32.854	1:23.774
89	1 LAP	1:54.992	77	34.983	1:26.909	17	2 LAPS	1:49.370	7	31.216	1:24.831	7	34.320	1:23.497
77	29.003	1:25.347	44	35.148	1:26.817	71	1 LAP	1:33.445	44	43.428	1:26.705	11	46.786	1:23.456
44	29.260	1:24.941	11	35.369	1:26.575	77	37.314	1:24.488	11	43.723	1:27.214	44	47.979	1:24.944
11	29.723	1:24.852	89	1 LAP	1:39.457	11	38.155	1:24.943	77	44.382	1:28.714	77	48.515	1:24.526
74	37.988	1:26.092	74	41.271	1:24.212	44	38.369	1:25.378	81	1 LAP	1:36.142	51	59.387	1:25.394
4	38.760	1:28.016	51	44.877	1:26.143	74	43.681	1:24.567	71	1 LAP	1:34.038	62	59.724	1:25.401
51	39.663	1:26.713	4	45.514	1:27.683	51	49.624	1:26.904	51	54.386	1:26.408	71	1 LAP	1:35.059
62	44.872	1:25.161	62	48.671	1:24.728	4	50.368	1:27.011	62	54.716	1:25.586	66	1:04.362	1:27.493
66	46.512	1:24.785	66	49.920	1:24.337	62	50.776	1:24.262	4	55.876	1:27.154	4	1:04.495	1:29.012
48	55.189	1:30.027	48	1:02.655	1:28.395	66	51.286	1:23.523	66	57.262	1:27.622	81	1 LAP	1:37.865
58	1:06.477	1:29.850	58	1:15.158	1:29.610	89	1 LAP	1:36.718	17	2 LAPS	1:50.503	74	1:17.688	1:27.815
6	1:07.153	1:30.827	6	1:15.586	1:29.362	48	1:08.670	1:28.172	89	1 LAP	1:37.646			
75	1:16.526	1:33.650							74	1:10.266	1:48.231			
46	1:20.074	1:36.520							48	1:16.186	1:29.162			

HSCC Legends Racing Historic Formula Ford in association with Avon Tyres

LAP CHART - RACE 2

(contd.)

Lap 11			Lap 12			Lap 13			Lap 14			Lap 15		
No	Behind	Laptime	No	Behind	Laptime	No	Behind	Laptime	No	Behind	Laptime	No	Behind	Laptime
1		1:22.332												
87	0.143	1:23.133												
48	1 LAP	1:30.178												
89	2 LAPS	1:38.158												
17	3 LAPS	1:46.237												
58	1 LAP	1:27.059												
6	1 LAP	1:27.265												
83	18.735	1:21.199												
40	18.843	1:22.136												
42	22.673	1:22.567												
12	23.523	1:23.447												
2	24.885	1:22.673												
69	32.130	1:23.244												
27	33.246	1:23.382												
7	34.072	1:22.742												
75	1 LAP	1:31.793												
46	1 LAP	1:31.756												
11	47.457	1:23.661												
44	48.902	1:23.913												
77	49.335	1:23.810												
51	1:00.083	1:23.686												
62	1:00.564	1:23.830												
66	1:07.487	1:26.115												
4	1:08.736	1:27.231												
71	1 LAP	1:33.306												
81	1 LAP	1:34.603												
74	1:19.199	1:24.501												

HSCC 70s Road Sports Championship For the Wesprey Castings Trophy

RACE CLASSIFICATION - RACE 3

POS	NO	CL	DRIVER	NAT	CAR	TIME	LAPS	GAP	MPH	BEST
1	24	B	Charles BARTER		Datsun 240Z	16:21.996	11		78.81	1:27.042
2	44	C	Alan HARPER		Lotus Elan S4	16:43.721	11	21.725	77.11	1:28.116
3	9	B	Julian BARTER		TVR 3000M	16:49.681	11	27.685	76.65	1:29.472
4	1	A	Richard THORNE		Morgan +8	16:54.271	11	32.275	76.30	1:29.352
5	27	B	Matthew BANNISTER		Datsun 240Z	17:20.380	11	58.384	74.39	1:27.691
6	43	C	Howard BENTHAM		Lotus Europa	17:31.280	11	1:09.284	73.62	1:31.818
7	77	A	Andrew SHARP		Porsche 928	17:33.966	11	1:11.970	73.43	1:33.124
8	31	A	Mark BENNETT		MG BGT V8	17:34.511	11	1:12.515	73.39	1:31.609
9	12	B	Neil CONDLIFFE		TVR 3000M	17:56.161	11	1:34.165	71.92	1:34.645
10	54	C	Chris HOLLAND		Lotus 7 S4	17:56.704	11	1:34.708	71.88	1:35.536
11	98	Inv	Bob TROTTER		Ford Escort RS2000	17:57.076	11	1:35.080	71.85	1:34.254
12	68	C	Chris OVERTON		Lotus 7 S4	17:57.603	11	1:35.607	71.82	1:34.793
13	37	B	Ken DAVIES		Porsche 911E	17:57.723	11	1:35.727	71.81	1:36.103
14	29	A	Philip BRIGGS		Porsche 928	16:23.716	10	1 LAP	71.51	1:34.600
15	26	B	Paul STAFFORD		Datsun 240Z	16:33.072	10	1 LAP	70.84	1:34.401
16	14	D1	Jai SHARMA		Lancia Fulvia	16:34.598	10	1 LAP	70.73	1:35.875
17	64	A	Paul ANDERSON		Porsche 928	16:46.066	10	1 LAP	69.92	1:37.115
18	72	D1	John THOMASON		Triumph Spitfire 1500	16:46.111	10	1 LAP	69.92	1:37.544
19	21	B	Peter GREGORY		Maserati Merak	17:00.316	10	1 LAP	68.95	1:37.589
20	70	C	Simon ROBERTS		Lotus Esprit	17:12.250	10	1 LAP	68.15	1:39.872
21	73	C	Douglas LAWSON		Lotus Elan Coupe Sprint	17:50.391	10	1 LAP	65.72	1:43.901
22	10	D1	Nigel ASHLEY		Alfa Romeo GT Junior	16:36.570	9	2 LAPS	63.52	1:47.495
23	42	C	Ross BRAITHWAITE		Lotus Europa	16:39.643	9	2 LAPS	63.32	1:46.877

NOT CLASSIFIED

59	E	Ralph HARWOOD-PENN	MG Midget	15:13.941	9	D.N.F.	69.26	1:38.376
16	A	Trevor ROWNEY	MG BGT V8	6:29.412	4	D.N.F.	72.09	1:33.253
8	A	Neville DAY	Pontiac Firebird	6:30.982	4	D.N.F.	71.80	1:34.022
46	B	Jim BAYNAM	TVR Tuscan V6	4:41.802	3	D.N.F.	74.61	1:30.011
63	D1	Jeremy ANSTEAD	Fiat X19	2:07.106	1	D.N.F.	54.55	

FASTEST LAP

24	B	Charles BARTER	Datsun 240Z	1:27.042	4	80.95mph	130.28kph
44	C	Alan HARPER	Lotus Elan S4	1:28.116	8	79.96mph	128.69kph
1	A	Richard THORNE	Morgan +8	1:29.352	8	78.86mph	126.91kph
98	Inv	Bob TROTTER	Ford Escort RS2000	1:34.254	7	74.75mph	120.31kph
14	D1	Jai SHARMA	Lancia Fulvia	1:35.875	6	73.49mph	118.27kph
59	E	Ralph HARWOOD-PENN	MG Midget	1:38.376	4	71.62mph	115.27kph

Weather / Track : Dreary

These results are provisional until the conclusion of any judicial and technical matters.

Donington Park
Circuit Length = 1.9573 miles.
Start: 14:29 End: 14:45

Clerk of Course	Timekeeper:
-----------------	-------------

HSCC 70s Road Sports Championship For the Wesprey Castings Trophy

LAP CHART - RACE 3

Lap 1			Lap 2			Lap 3			Lap 4			Lap 5		
No	Behind	Laptime	No	Behind	Laptime	No	Behind	Laptime	No	Behind	Laptime	No	Behind	Laptime
24		1:34.471	24		1:27.896	24		1:27.577	24		1:27.042	24		1:29.023
27	1.339	1:35.810	27	1.134	1:27.691	9	10.659	1:30.264	9	14.050	1:30.433	10	1 LAP	1:49.541
9	4.137	1:38.608	9	7.972	1:31.731	44	10.949	1:30.074	1	14.497	1:30.190	42	1 LAP	1:49.554
44	4.355	1:38.826	44	8.452	1:31.993	1	11.349	1:29.928	44	15.195	1:31.288	44	17.741	1:31.569
1	4.843	1:39.314	1	8.998	1:32.051	46	11.858	1:30.011	27	22.023	1:29.941	9	19.025	1:33.998
46	5.556	1:40.027	46	9.424	1:31.764	16	18.217	1:33.865	16	32.426	1:41.251P	27	21.939	1:28.939
16	6.572	1:41.043	16	11.929	1:33.253	27	19.124	1:45.567	8	33.996	1:34.283	1	25.156	1:39.682
54	10.974	1:45.445	8	20.310	1:36.878	8	26.755	1:34.022	77	36.022	1:34.184	77	42.956	1:35.957
8	11.328	1:45.799	54	21.710	1:38.632	77	28.880	1:34.750	54	40.032	1:35.536	54	46.837	1:35.828
43	11.919	1:46.390	77	21.707	1:37.368	54	31.538	1:37.405	43	40.499	1:34.226	43	47.047	1:35.571
77	12.235	1:46.706	43	22.283	1:38.260	31	31.930	1:37.062	31	40.581	1:35.693	31	47.257	1:35.699
31	13.243	1:47.714	31	22.445	1:37.098	37	32.885	1:36.877	37	42.004	1:36.161	37	49.391	1:36.410
37	13.254	1:47.725	37	23.585	1:38.227	43	33.315	1:38.609	12	43.218	1:34.645	12	50.108	1:35.913
68	15.235	1:49.706	12	26.199	1:38.741	12	35.615	1:36.993	68	43.973	1:34.793	68	50.797	1:35.847
12	15.354	1:49.825	68	26.667	1:39.328	68	36.222	1:37.132	98	46.319	1:35.830	98	53.335	1:36.039
98	15.959	1:50.430	14	27.669	1:39.475	14	37.068	1:36.976	29	50.577	1:36.790	29	56.919	1:35.365
14	16.090	1:50.561	98	28.454	1:40.391	98	37.531	1:36.654	14	50.892	1:40.866	14	58.464	1:36.595
72	19.709	1:54.180	29	31.525	1:39.535	29	40.829	1:36.881	26	57.054	1:36.729	26	1:06.172	1:38.141
29	19.886	1:54.357	64	33.861	1:41.435	64	45.350	1:39.066	64	57.246	1:38.938	64	1:07.661	1:39.438
64	20.322	1:54.793	72	34.849	1:43.036	26	47.367	1:37.029	72	59.060	1:38.484	72	1:09.019	1:38.982
59	21.100	1:55.571	59	35.888	1:42.684	72	47.618	1:40.346	59	59.973	1:38.376	59	1:09.712	1:38.762
70	23.393	1:57.864	70	37.262	1:41.765	59	48.639	1:40.328	70	1:03.814	1:41.027	70	1:16.772	1:41.981
21	24.733	1:59.204	26	37.915	1:40.940	70	49.829	1:40.144	21	1:03.837	1:39.349	21	1:17.287	1:42.473
26	24.871	1:59.342	21	38.621	1:41.784	21	51.530	1:40.486	73	1:21.230	1:46.226			
73	27.121	2:01.592	73	43.159	1:43.934	73	1:02.046	1:46.464						
10	29.991	2:04.462	10	52.590	1:50.495	10	1:14.226	1:49.213						
63	32.635	2:07.106P	42	56.210	1:52.082	42	1:18.931	1:50.298						
42	32.024	2:06.495												

HSCC 70s Road Sports Championship For the Wesprey Castings Trophy

LAP CHART - RACE 3

(contd.)

Lap 6			Lap 7			Lap 8			Lap 9			Lap 10		
No	Behind	Laptime	No	Behind	Laptime	No	Behind	Laptime	No	Behind	Laptime	No	Behind	Laptime
24		1:29.381	24		1:29.481	24		1:28.225	24		1:29.542	24		1:28.960
73	1 LAP	1:45.451	44	20.035	1:29.322	59	1 LAP	1:39.616	72	1 LAP	1:38.073	42	2 LAPS	1:49.596
44	20.194	1:31.834	9	20.810	1:29.472	21	1 LAP	1:38.889	64	1 LAP	1:38.305	26	1 LAP	1:34.401
9	20.819	1:31.175	27	21.125	1:28.904	70	1 LAP	1:41.214	59	1 LAP	1:39.370	72	1 LAP	1:38.435
27	21.702	1:29.144	73	1 LAP	1:47.414	44	19.926	1:28.116	21	1 LAP	1:37.589	64	1 LAP	1:37.115
1	26.505	1:30.730	1	27.357	1:30.333	9	22.061	1:29.476	44	19.783	1:29.399	44	22.300	1:31.477
10	1 LAP	1:48.486	10	1 LAP	1:47.495	27	22.723	1:29.823	9	22.963	1:30.444	59	1 LAP	1:39.675
42	1 LAP	1:48.709	42	1 LAP	1:46.877	1	28.484	1:29.352	70	1 LAP	1:39.872	9	25.382	1:31.379
77	48.245	1:34.670	77	52.601	1:33.837	73	1 LAP	1:43.901	1	28.294	1:29.352	21	1 LAP	1:39.421
43	51.243	1:33.577	43	53.580	1:31.818	77	1:00.440	1:36.064	27	56.916	2:03.735	1	30.284	1:30.950
54	54.308	1:36.852	31	58.089	1:33.097	43	1:00.880	1:35.525	73	1 LAP	1:44.811	70	1 LAP	1:42.209
31	54.473	1:36.597	54	1:01.586	1:36.759	31	1:01.473	1:31.609	77	1:04.022	1:33.124	27	58.295	1:30.339
37	56.113	1:36.103	12	1:01.859	1:34.949	10	1 LAP	1:47.716	43	1:04.587	1:33.249	43	1:07.717	1:32.090
12	56.391	1:35.664	37	1:02.792	1:36.160	42	1 LAP	1:48.834	31	1:04.982	1:33.051	77	1:09.028	1:33.966
68	57.165	1:35.749	68	1:03.245	1:35.561	54	1:10.445	1:37.084	54	1:19.678	1:38.775	31	1:09.725	1:33.703
98	59.274	1:35.320	98	1:04.047	1:34.254	12	1:10.716	1:37.082	12	1:20.170	1:38.996	73	1 LAP	1:46.464
29	1:02.806	1:35.268	29	1:08.080	1:34.755	68	1:11.376	1:36.356	68	1:20.520	1:38.686	54	1:27.453	1:36.735
14	1:04.958	1:35.875	14	1:12.693	1:37.216	37	1:11.889	1:37.322	37	1:20.893	1:38.546	12	1:28.015	1:36.805
26	1:14.586	1:37.795	26	1:21.417	1:36.312	98	1:12.593	1:36.771	98	1:21.102	1:38.051	68	1:28.488	1:36.928
72	1:17.182	1:37.544	72	1:25.485	1:37.784	29	1:14.455	1:34.600	29	1:24.152	1:39.239	37	1:28.771	1:36.838
64	1:17.853	1:39.573	64	1:27.147	1:38.775	14	1:20.710	1:36.242	10	1 LAP	1:50.344	98	1:29.503	1:37.361
59	1:19.890	1:39.559				26	1:28.907	1:35.715	14	1:27.571	1:36.403			
21	1:28.662	1:40.756												
70	1:29.268	1:41.877												

HSCC 70s Road Sports Championship For the Wesprey Castings Trophy

LAP CHART - RACE 3

(contd.)

Lap 11			Lap 12			Lap 13			Lap 14			Lap 15		
No	Behind	Laptime	No	Behind	Laptime	No	Behind	Laptime	No	Behind	Laptime	No	Behind	Laptime
24		1:30.398												
29	1 LAP	1:36.926												
26	1 LAP	1:36.668												
14	1 LAP	1:44.389												
10	2 LAPS	1:48.818												
42	2 LAPS	1:47.198												
44	21.725	1:29.823												
64	1 LAP	1:38.628												
72	1 LAP	1:39.247												
9	27.685	1:32.701												
1	32.275	1:32.389												
21	1 LAP	1:40.365												
70	1 LAP	1:44.297												
27	58.384	1:30.487												
43	1:09.284	1:31.965												
77	1:11.970	1:33.340												
31	1:12.515	1:33.188												
73	1 LAP	1:44.134												
12	1:34.165	1:36.548												
54	1:34.708	1:37.653												
98	1:35.080	1:35.975												
68	1:35.607	1:37.517												
37	1:35.727	1:37.354												

HSCC Derek Bell Trophy supported by Motor Sport Magazine

RACE CLASSIFICATION - RACE 4

POS	NO	CL	DRIVER	NAT	CAR	TIME	LAPS	GAP	MPH	BEST
1	40	A	Simon HADFIELD		Chevron B37	10:03.475	8		93.22	1:12.839
2	1	C	Stuart TILLEY		Modus M1	10:27.201	8	23.726	89.69	1:16.593
3	74	A	Ian GILES		Gurney Eagle FA74	10:41.174	8	37.699	87.74	1:12.681
4	27	B	James MURRAY		Brabham BT36	10:42.054	8	38.579	87.62	1:18.306
5	3	B	Ian JACOBS		March 742	11:16.999	8	1:13.524	83.10	1:20.619
6	97	C	Peter SHAW		Brabham BT35	11:19.647	8	1:16.172	82.77	1:21.299
7	85	B	C LILLINGSTON-PRICE		Tecno T70	11:21.489	8	1:18.014	82.55	1:21.664
8	61	B	Steve WORRAD		Brabham BT30	11:26.498	8	1:23.023	81.95	1:20.810
9	24	A	Frank LYONS		Hesketh 308E	10:07.536	7	1 LAP	81.00	1:17.529
10	33	C	Mike CAMPBELL COLE		Brabham BT40	10:09.008	7	1 LAP	80.80	1:23.114
11	5	C	John MONSON		Crossle 19F	10:19.317	7	1 LAP	79.46	1:24.587
12	93	A	David WOOD		Lola T142	11:21.056	7	1 LAP	72.25	1:34.805
NOT CLASSIFIED										
11	B	Tim BARRINGTON		Lola T240	7:22.979	5	D.N.F.	79.28	1:19.672	
FASTEST LAP										
74	A	Ian GILES		Gurney Eagle FA74	1:12.681	4	96.94mph	156.02kph		
1	C	Stuart TILLEY		Modus M1	1:16.593	6	91.99mph	148.05kph		
27	B	James MURRAY		Brabham BT36	1:18.306	8	89.98mph	144.81kph		

Car 61 - 10 Sec Penalty - False Start

Weather / Track : Dreary

These results are provisional until the conclusion of any judicial and technical matters.

Donington Park

Circuit Length = 1.9573 miles.

Start: 15:07 End: 15:44

Clerk of Course	Timekeeper:
-----------------	-------------

HSCC Derek Bell Trophy supported by Motor Sport Magazine

LAP CHART - RACE 4

Lap 1			Lap 2			Lap 3			Lap 4			Lap 5		
No	Behind	Laptime	No	Behind	Laptime	No	Behind	Laptime	No	Behind	Laptime	No	Behind	Laptime
40		1:18.847	40		1:15.997	40		1:13.772	40		1:12.839	40		1:14.549
74	1.987	1:20.834	74	0.939	1:14.949	74	1.098	1:13.931	74	0.940	1:12.681	93	1 LAP	1:35.441
1	4.180	1:23.027	1	6.682	1:18.499	1	9.954	1:17.044	1	13.912	1:16.797	1	19.882	1:20.519
27	7.327	1:26.174	27	9.882	1:18.552	27	14.510	1:18.400	27	20.288	1:18.617	27	24.871	1:19.132
24	10.897	1:29.744	3	26.489	1:27.015	61	38.014	1:23.108	11	46.157	1:19.672	74	38.250	1:51.859
3	15.471	1:34.318	97	27.999	1:25.784	3	39.263	1:26.546	61	46.416	1:21.241	61	52.677	1:20.810
85	17.574	1:36.421	11	28.362	1:24.465	11	39.324	1:24.734	3	48.743	1:22.319	3	55.940	1:21.746
97	18.212	1:37.059	61	28.678	1:23.850	97	40.032	1:25.805	97	49.559	1:22.366	97	57.440	1:22.430
33	19.000	1:37.847	85	31.504	1:29.927	85	40.688	1:22.956	85	50.863	1:23.014	24	57.805	1:17.529
11	19.894	1:38.741	33	33.122	1:30.119	33	44.608	1:25.258	24	54.825	1:20.641	85	58.430	1:22.116
61	20.825	1:39.672	5	33.934	1:28.175	5	45.890	1:25.728	33	56.343	1:24.574	33	1:04.908	1:23.114
5	21.756	1:40.603	24	41.214	1:46.314	24	47.023	1:19.581	5	57.932	1:24.881	11	1:06.975	1:35.367P
93	28.188	1:47.035	93	50.450	1:38.259	93	1:11.557	1:34.879				5	1:10.723	1:27.340

HSCC Derek Bell Trophy supported by Motor Sport Magazine

LAP CHART - RACE 4

(contd.)

Lap 6			Lap 7			Lap 8			Lap 9			Lap 10		
No	Behind	Laptime	No	Behind	Laptime	No	Behind	Laptime	No	Behind	Laptime	No	Behind	Laptime
40		1:15.927	40		1:16.254	40		1:15.290						
1	20.548	1:16.593	5	1 LAP	1:28.003	24	1 LAP	1:32.812						
27	30.978	1:22.034	1	21.020	1:16.726	33	1 LAP	1:24.604						
74	39.216	1:16.893	27	35.563	1:20.839	5	1 LAP	1:24.587						
93	1 LAP	1:35.535	74	36.821	1:13.859	1	23.726	1:17.996						
61	59.088	1:22.338	93	1 LAP	1:34.805	74	37.699	1:16.168						
3	1:02.500	1:22.487	61	1:04.682	1:21.848	27	38.579	1:18.306						
24	1:02.793	1:20.915	3	1:06.865	1:20.619	61	1:13.023	1:23.631						
97	1:04.955	1:23.442	97	1:10.000	1:21.299	3	1:13.524	1:21.949						
85	1:05.658	1:23.155	85	1:11.640	1:22.236	97	1:16.172	1:21.462						
33	1:12.473	1:23.492				93	1 LAP	1:35.102						
						85	1:18.014	1:21.664						

Car 61 - 10 Sec Penalty - False Start
Weather / Track : Dreary

Donington Park
Circuit Length = 1.9573 miles.
Start: 15:07 End: 15:44

HSCC Millers Oils Classic Sports Cars Championship

RACE CLASSIFICATION - RACE 5

POS	NO	CL	DRIVER	NAT	CAR	TIME	LAPS	GAP	MPH	BEST
1	8	InB	David CLARK		Elva Mk8	12:52.159	9		81.98	1:24.065
2	72	GT5	Jamie BOOT		TVR Griffith 400	12:55.252	9	3.093	81.65	1:24.126
3	75	GT4	Allen TICE		Marcos 1800GT	13:09.528	9	17.369	80.18	1:25.866
4	27	InB	Barry SEWELL		Marcos 1800GT	13:24.852	9	32.693	78.65	1:26.351
5	2	GT3	Stuart TIZZARD		Lotus Elan	13:29.094	9	36.935	78.24	1:27.914
6	70	GT7	Les ELY		Jaguar E-Type	13:33.808	9	41.649	77.78	1:28.366
7	17	GT4	Malcolm RICKETTS		Lotus Elan	13:34.309	9	42.150	77.74	1:28.175
8	88	GT4	Stephen MINOPRIO		Marcos 1800GT	13:42.508	9	50.349	76.96	1:26.261
9	5	GT7	Michael MOORE		Jaguar E-Type	13:47.440	9	55.281	76.50	1:28.520
10	48	GT4	Mark ASHWORTH		TVR Grantura 1800s	13:56.449	9	1:04.290	75.68	1:30.201
11	30	GT5	Jim CHAPMAN		Chevrolet Corvette	14:10.030	9	1:17.871	74.47	1:31.001
12	86	GT4	Martin WILLIAMS		Marcos 1800GT	14:23.323	9	1:31.164	73.32	1:32.871
13	41	GT1	Malcolm SANDERS		Lotus Elan S3	14:23.761	9	1:31.602	73.29	1:32.819
14	1	GT6	Simon ASHWORTH		MGB	14:24.367	9	1:32.208	73.23	1:33.422
15	91	GT6	Adrian VAN DER KROFT		Morgan SLR	14:25.161	9	1:33.002	73.17	1:32.247
16	84	GT6	Graham JONES		MGB	14:27.140	9	1:34.981	73.00	1:33.778
17	56	GT5	Mike WROE		TVR Griffith	12:58.974	8	1 LAP	72.22	1:34.408
18	20	GT2	Steve HILL		Lotus Elite	12:59.734	8	1 LAP	72.15	1:33.778
19	93	InB	Richard LAWSON		Lotus 23B	13:15.161	8	1 LAP	70.75	1:35.544
20	6	GT7	David BETTS		Shelby Mustang GT350	13:17.913	8	1 LAP	70.50	1:35.606
21	53	GT6	Douglas LAWSON		MGB	14:07.291	8	1 LAP	66.39	1:42.545
22	74	GT6	Beverley PHILLIPS		MGB	14:27.887	8	1 LAP	64.82	1:45.773
23	45	InA	Tony BAILEY		Osca MT4 2AD	14:34.349	8	1 LAP	64.34	1:46.487
NOT CLASSIFIED										
99	InB	Jason WILLIAMS		Merlyn MK6		9:28.819	6	D.N.F.	74.12	1:28.733
79	GT3	Peter VAN SMIRREN		Lotus Elan 26R		9:38.748	6	D.N.F.	72.85	1:32.080
59	GT7	Malcolm VEREY		Jaguar 150S		4:01.399	2	D.N.F.	57.91	1:52.492
FASTEST LAP										
8	InB	David CLARK		Elva Mk8		1:24.065	4	83.81mph	134.89kph	
72	GT5	Jamie BOOT		TVR Griffith 400		1:24.126	4	83.75mph	134.79kph	
75	GT4	Allen TICE		Marcos 1800GT		1:25.866	4	82.06mph	132.06kph	
2	GT3	Stuart TIZZARD		Lotus Elan		1:27.914	4	80.15mph	128.98kph	
70	GT7	Les ELY		Jaguar E-Type		1:28.366	9	79.74mph	128.32kph	
91	GT6	Adrian VAN DER KROFT		Morgan SLR		1:32.247	8	76.38mph	122.92kph	
41	GT1	Malcolm SANDERS		Lotus Elan S3		1:32.819	5	75.91mph	122.17kph	
20	GT2	Steve HILL		Lotus Elite		1:33.778	6	75.13mph	120.92kph	
45	InA	Tony BAILEY		Osca MT4 2AD		1:46.487	7	66.17mph	106.49kph	

Weather / Track : Misty/ Damp
 These results are provisional until the conclusion of any judicial and technical matters.

Donington Park
 Circuit Length = 1.9573 miles.
 Start: 15:53 End: 16:06

Clerk of Course	Timekeeper:
-----------------	-------------

HSCC Millers Oils Classic Sports Cars Championship

LAP CHART - RACE 5

Lap 1			Lap 2			Lap 3			Lap 4			Lap 5		
No	Behind	Laptime	No	Behind	Laptime	No	Behind	Laptime	No	Behind	Laptime	No	Behind	Laptime
8		1:30.419	8		1:25.197	8		1:25.676	8		1:24.065	8		1:25.115
72	1.451	1:31.870	72	1.877	1:25.623	72	1.904	1:25.703	72	1.965	1:24.126	72	3.497	1:26.647
75	2.558	1:32.977	75	4.125	1:26.764	75	4.868	1:26.419	75	6.669	1:25.866	53	1 LAP	1:43.141
5	4.844	1:35.263	27	9.021	1:28.741	27	10.925	1:27.580	27	13.211	1:26.351	75	8.911	1:27.357
27	5.477	1:35.896	5	10.023	1:30.376	88	11.601	1:26.929	88	13.797	1:26.261	74	1 LAP	1:45.773
88	7.317	1:37.736	88	10.348	1:28.228	5	15.145	1:30.798	5	19.600	1:28.520	45	1 LAP	1:47.246
17	7.946	1:38.365	17	12.533	1:29.784	2	16.209	1:28.849	2	20.058	1:27.914	27	20.502	1:32.406
2	8.338	1:38.757	2	13.036	1:29.895	17	16.863	1:30.006	17	21.235	1:28.437	5	24.242	1:29.757
70	9.413	1:39.832	70	13.438	1:29.222	70	17.149	1:29.387	70	21.700	1:28.616	2	24.470	1:29.527
48	10.334	1:40.753	48	21.189	1:36.052	48	27.000	1:31.487	99	33.103	1:28.733	17	24.765	1:28.645
1	13.048	1:43.467	41	23.733	1:34.635	99	28.435	1:30.204	48	33.737	1:30.802	70	24.989	1:28.404
41	14.295	1:44.714	99	23.907	1:32.236	30	31.302	1:31.757	41	44.034	1:35.461	88	30.726	1:42.044
84	14.753	1:45.172	1	23.961	1:36.110	41	32.638	1:34.581	1	44.382	1:34.147	99	37.406	1:29.418
86	16.699	1:47.118	30	25.221	1:33.015	1	34.300	1:36.015	30	45.939	1:38.702	48	39.035	1:30.413
99	16.868	1:47.287	84	26.316	1:36.760	84	35.915	1:35.275	84	47.024	1:35.174	41	51.738	1:32.819
30	17.403	1:47.822	86	27.630	1:36.128	86	37.133	1:35.179	86	47.998	1:34.930	1	52.689	1:33.422
91	18.731	1:49.150	91	29.079	1:35.545	79	38.826	1:34.859	79	48.736	1:33.975	30	52.937	1:32.113
79	19.392	1:49.811	79	29.643	1:35.448	91	39.554	1:36.151	91	52.518	1:37.029	79	55.701	1:32.080
20	19.936	1:50.355	56	30.039	1:34.803	56	39.863	1:35.500	56	53.609	1:37.811	86	56.207	1:33.324
56	20.433	1:50.852	20	32.122	1:37.383	20	42.973	1:36.527	20	53.991	1:35.083	84	58.502	1:36.593
59	22.073	1:52.492	93	39.423	1:39.207	93	49.856	1:36.109	93	1:02.445	1:36.654	91	1:01.605	1:34.202
93	25.413	1:55.832	6	41.355	1:40.373	6	51.574	1:35.895	6	1:03.538	1:36.029	56	1:02.902	1:34.408
6	26.179	1:56.598	53	51.701	1:47.924	53	1:09.551	1:43.526				20	1:03.992	1:35.116
45	28.611	1:59.030	45	53.003	1:49.589	74	1:14.721	1:46.577				93	1:12.874	1:35.544
53	28.974	1:59.393	74	53.820	1:48.755	45	1:15.222	1:47.895				6	1:14.029	1:35.606
74	30.262	2:00.681	59	1:05.783	2:08.907P									

HSCC Millers Oils Classic Sports Cars Championship

LAP CHART - RACE 5

(contd.)

Lap 6			Lap 7			Lap 8			Lap 9			Lap 10		
No	Behind	Laptime	No	Behind	Laptime	No	Behind	Laptime	No	Behind	Laptime	No	Behind	Laptime
8		1:24.188	8		1:24.712	8		1:25.251	8		1:27.536			
72	3.813	1:24.504	93	1 LAP	1:37.114	72	4.662	1:26.451	72	3.093	1:25.967			
75	11.560	1:26.837	6	1 LAP	1:36.499	93	1 LAP	1:36.518	56	1 LAP	1:36.261			
53	1 LAP	1:43.938	72	3.462	1:24.361	6	1 LAP	1:38.825	20	1 LAP	1:35.967			
27	24.727	1:28.413	75	14.939	1:28.091	75	16.480	1:26.792	75	17.369	1:28.425			
2	28.868	1:28.586	27	28.153	1:28.138	27	31.462	1:28.560	93	1 LAP	1:38.183			
5	31.455	1:31.401	2	32.550	1:28.394	2	35.491	1:28.192	6	1 LAP	1:38.088			
70	31.759	1:30.958	70	36.622	1:29.575	70	40.819	1:29.448	27	32.693	1:28.767			
17	31.978	1:31.401	17	37.708	1:30.442	17	41.511	1:29.054	2	36.935	1:28.980			
74	1 LAP	1:47.139	5	40.344	1:33.601	88	47.942	1:32.538	70	41.649	1:28.366			
88	36.290	1:29.752	88	40.655	1:29.077	5	49.398	1:34.305	17	42.150	1:28.175			
45	1 LAP	1:47.186	53	1 LAP	1:43.749	53	1 LAP	1:42.545	88	50.349	1:29.943			
48	45.048	1:30.201	48	52.868	1:32.532	48	59.855	1:32.238	5	55.281	1:33.419			
99	54.159	1:40.941P	74	1 LAP	1:46.110	30	1:14.300	1:32.566	48	1:04.290	1:31.971			
30	1:00.696	1:31.947	45	1 LAP	1:47.604	74	1 LAP	1:46.293	53	1 LAP	1:43.075			
41	1:03.144	1:35.594	30	1:06.985	1:31.001	45	1 LAP	1:46.487	30	1:17.871	1:31.107			
1	1:03.511	1:35.010	41	1:11.802	1:33.370	86	1:23.213	1:34.681	86	1:31.164	1:35.487			
79	1:04.088	1:32.575	1	1:13.006	1:34.207	41	1:24.813	1:38.262	41	1:31.602	1:34.325			
86	1:04.890	1:32.871	86	1:13.783	1:33.605	1	1:25.292	1:37.537	1	1:32.208	1:34.452			
84	1:08.092	1:33.778	84	1:17.269	1:33.889	84	1:25.829	1:33.811	91	1:33.002	1:33.481			
91	1:11.380	1:33.963	91	1:20.061	1:33.393	91	1:27.057	1:32.247	84	1:34.981	1:36.688			
56	1:13.195	1:34.481	56	1:23.341	1:34.858				74	1 LAP	1:46.559			
20	1:13.582	1:33.778	20	1:24.395	1:35.525				45	1 LAP	1:49.312			

HSCC Classic Formula 3 Championship

RACE CLASSIFICATION - RACE 6

POS	NO	CL	DRIVER	NAT	CAR	TIME	LAPS	GAP	MPH	BEST
1	1	A	Steve MAXTED		Argo JM6	15:23.856	12		91.40	1:14.552
2	38	A	Alex AMES		Chevron B38	15:24.156	12	0.300	91.37	1:14.743
3	7	A	Richard TROTT		Ralt RT1	15:26.998	12	3.142	91.09	1:14.857
4	2	A	Neil DUNKEL		Argo JM3	15:29.571	12	5.715	90.84	1:14.922
5	50	A	Julian BALDWIN		March 783	15:46.292	12	22.436	89.23	1:16.628
6	82	A	John BRADSHAW		Argo JM1	15:56.740	12	32.884	88.26	1:17.911
7	29	A	Bryan SHAW		March 803	16:01.191	12	37.335	87.85	1:16.593
8	4	A	Paul CAMPFIELD		March 803	16:16.143	12	52.287	86.50	1:19.303
9	43	Inv	Jan LANGDON		Reynard SF78	16:19.145	12	55.289	86.24	1:18.648
10	63	Inv	Paul SMITH		Jamun T6	16:25.511	12	1:01.655	85.68	1:20.541
11	46	A	Alan GOODMAN		March 793	16:35.064	12	1:11.208	84.86	1:18.604
12	17	A	Keith WHITE		Ralt RT 1	16:45.508	12	1:21.652	83.98	1:18.823
13	13	Inv	Andy MURDOCH		Royale RP27	15:25.078	11	1 LAP	83.66	1:21.548
14	42	A	Tom THORNTON		March 743	15:34.085	11	1 LAP	82.85	1:22.173
15	9	Inv	Adam ORMANDY		Reynard SF78	15:34.274	11	1 LAP	82.84	1:21.170
16	8	Inv	Peter REES		Delta T74	15:38.420	11	1 LAP	82.47	1:21.524
17	60	Inv	Nigel GRANT		Delta T78	16:14.199	11	1 LAP	79.44	1:25.249
18	37	A	Mike SIMPSON		Ralt RT1	16:17.849	11	1 LAP	79.15	1:24.940
19	74	Inv	Seamus DOYLE		Lola T580	15:46.085	10	2 LAPS	74.36	1:30.035
20	79	Inv	Warren MOYE		Delta T79	15:57.812	10	2 LAPS	73.45	1:23.353
21	96	B	Gareth WALTERS		Palliser WD F3	16:37.021	10	2 LAPS	70.56	1:33.417

NOT CLASSIFIED

58	Inv	Iain ECKETT	Delta T79W	0	D.N.F.	N/A
51	Inv	Stuart OLLEY	Delta T79	0	D.N.F.	N/A

FASTEST LAP

1	A	Steve MAXTED	Argo JM6	1:14.552	10	94.51mph	152.10kph
43	Inv	Jan LANGDON	Reynard SF78	1:18.648	6	89.59mph	144.18kph
96	B	Gareth WALTERS	Palliser WD F3	1:33.417	10	75.42mph	121.39kph

Car 43 - !0 Sec Penalty - False Start

Weather / Track : Cloudy / Dry

These results are provisional until the conclusion of any judicial and technical matters.

Donington Park

Circuit Length = 1.9573 miles.

Start: 16:20 End: 16:36

Clerk of Course	Timekeeper:
-----------------	-------------

HSCC Classic Formula 3 Championship

LAP CHART - RACE 6

Lap 1			Lap 2			Lap 3			Lap 4			Lap 5		
No	Behind	Laptime	No	Behind	Laptime	No	Behind	Laptime	No	Behind	Laptime	No	Behind	Laptime
7		1:23.625	7		1:17.292	7		1:16.850	1		1:16.124	1		1:16.676
2	0.969	1:24.594	1	2.444	1:18.537	1	1.265	1:15.671	96	1 LAP	1:37.931	7	1.974	1:18.235
1	1.199	1:24.824	2	2.710	1:19.033	38	3.066	1:17.166	7	0.415	1:17.804	38	3.108	1:17.763
50	2.179	1:25.804	38	2.750	1:17.857	2	4.662	1:18.802	38	2.021	1:16.344	74	1 LAP	1:41.946
38	2.185	1:25.810	50	4.148	1:19.261	50	5.421	1:18.123	2	3.674	1:16.401	2	5.072	1:18.074
82	2.899	1:26.524	82	6.125	1:20.518	82	9.198	1:19.923	50	5.108	1:17.076	50	7.087	1:18.655
4	5.639	1:29.264	4	8.988	1:20.641	4	12.153	1:20.015	82	10.967	1:19.158	82	14.171	1:19.880
43	7.234	1:30.859	43	11.292	1:21.350	43	14.852	1:20.410	4	14.067	1:19.303	4	17.839	1:20.448
63	7.706	1:31.331	63	12.131	1:21.717	46	15.845	1:19.944	43	16.950	1:19.487	43	19.724	1:19.450
46	8.069	1:31.694	46	12.751	1:21.974	63	16.422	1:21.141	46	17.566	1:19.110	96	1 LAP	1:40.151
29	9.411	1:33.036	29	13.672	1:21.553	29	16.931	1:20.109	29	18.793	1:19.251	46	23.818	1:22.928
13	11.864	1:35.489	13	19.964	1:25.392	13	27.996	1:24.882	63	19.574	1:20.541	29	24.265	1:22.148
8	12.577	1:36.202	8	20.797	1:25.512	8	29.365	1:25.418	13	34.625	1:24.018	63	24.578	1:21.680
9	12.859	1:36.484	9	21.116	1:25.549	42	30.164	1:23.901	8	35.045	1:23.069	79	1 LAP	1:58.281
42	14.189	1:37.814	42	23.113	1:26.216	9	31.048	1:26.782	42	35.575	1:22.800	13	40.553	1:22.604
60	18.023	1:41.648	60	29.319	1:28.588	60	40.452	1:27.983	9	37.567	1:23.908	8	41.820	1:23.451
37	19.034	1:42.659	37	30.522	1:28.780	17	41.494	1:25.509	17	49.628	1:25.523	42	42.786	1:23.887
17	21.832	1:45.457	17	32.835	1:28.295	37	42.187	1:28.515	60	51.160	1:28.097	9	43.210	1:22.319
74	22.266	1:45.891	74	38.877	1:33.903	74	55.244	1:33.217	37	52.217	1:27.419	17	54.461	1:21.509
96	31.292	1:54.917	79	53.626	1:31.279	79	1:02.884	1:26.108				37	1:01.483	1:25.942
79	39.639	2:03.264	96	56.594	1:42.594							60	1:02.148	1:27.664

Car 43 - !0 Sec Penalty - False Start
Weather / Track : Cloudy / Dry

Donington Park
Circuit Length = 1.9573 miles.
Start: 16:20 End: 16:36

HSCC Classic Formula 3 Championship

LAP CHART - RACE 6

(contd.)

Lap 6			Lap 7			Lap 8			Lap 9			Lap 10		
No	Behind	Laptime	No	Behind	Laptime	No	Behind	Laptime	No	Behind	Laptime	No	Behind	Laptime
1		1:15.715	1		1:14.702	1		1:18.228	1		1:16.410	1		1:14.552
7	3.071	1:16.812	7	3.729	1:15.360	38	2.674	1:16.421	38	1.677	1:15.413	38	1.868	1:14.743
38	3.309	1:15.916	38	4.481	1:15.874	7	3.425	1:17.924	7	3.150	1:16.135	7	3.455	1:14.857
2	5.960	1:16.603	2	7.917	1:16.659	37	1 LAP	1:26.102	2	5.581	1:15.529	2	5.951	1:14.922
50	11.099	1:19.727	50	14.192	1:17.795	2	6.462	1:16.773	96	2 LAPS	1:38.012	50	19.621	1:18.855
82	17.020	1:18.564	82	20.933	1:18.615	60	1 LAP	1:27.421	37	1 LAP	1:24.940	37	1 LAP	1:26.671
74	1 LAP	1:31.290	4	28.134	1:20.930	50	12.918	1:16.954	50	15.318	1:18.810	82	27.737	1:19.934
4	21.906	1:19.782	43	28.552	1:20.597	82	20.854	1:18.149	60	1 LAP	1:26.442	60	1 LAP	1:27.237
43	22.657	1:18.648	29	31.155	1:18.408	43	30.403	1:20.079	82	22.355	1:17.911	29	35.599	1:17.278
29	27.449	1:18.899	46	31.962	1:18.809	29	32.290	1:19.363	29	32.873	1:16.993	96	2 LAPS	1:39.555
46	27.855	1:19.752	74	1 LAP	1:32.579	4	33.132	1:23.226	43	33.451	1:19.458	43	37.643	1:18.744
63	29.491	1:20.628	63	36.705	1:21.916	63	40.941	1:22.464	4	37.352	1:20.630	4	42.910	1:20.110
79	1 LAP	1:32.322	79	1 LAP	1:23.752	74	1 LAP	1:31.445	63	45.457	1:20.926	63	51.632	1:20.727
96	1 LAP	1:37.305	13	54.621	1:21.861	46	52.441	1:38.707	46	1:00.495	1:24.464	46	1:06.155	1:20.212
13	47.462	1:22.624	42	59.162	1:23.852	13	58.687	1:22.294	74	1 LAP	1:30.035	13	1:11.051	1:21.778
42	50.012	1:22.941	9	1:01.375	1:24.651	79	1 LAP	1:25.104	13	1:03.825	1:21.548	17	1:13.411	1:19.530
8	50.839	1:24.734	8	1:01.754	1:25.617	42	1:03.171	1:22.237	79	1 LAP	1:23.353			
9	51.426	1:23.931	17	1:03.784	1:19.920	9	1:04.317	1:21.170	17	1:08.433	1:20.003			
17	58.566	1:19.820	96	1 LAP	1:38.153	17	1:04.840	1:19.284	42	1:09.088	1:22.327			
37	1:12.821	1:27.053				8	1:06.228	1:22.702	9	1:09.344	1:21.437			
60	1:13.916	1:27.483							8	1:11.342	1:21.524			

Car 43 - !0 Sec Penalty - False Start
Weather / Track : Cloudy / Dry

Donington Park
Circuit Length = 1.9573 miles.
Start: 16:20 End: 16:36

HSCC Classic Formula 3 Championship

LAP CHART - RACE 6

(contd.)

Lap 11			Lap 12			Lap 13			Lap 14			Lap 15		
No	Behind	Laptime	No	Behind	Laptime	No	Behind	Laptime	No	Behind	Laptime	No	Behind	Laptime
1		1:17.035	1		1:15.382									
38	0.774	1:15.941	38	0.300	1:14.908									
74	2 LAPS	1:31.352	13	1 LAP	1:22.588									
42	1 LAP	1:25.937	7	3.142	1:14.959									
9	1 LAP	1:25.807	2	5.715	1:16.142									
7	3.565	1:17.145	42	1 LAP	1:22.173									
79	2 LAPS	1:29.678	9	1 LAP	1:22.236									
8	1 LAP	1:25.115	8	1 LAP	1:25.076									
2	4.955	1:16.039	74	2 LAPS	1:34.427									
50	19.214	1:16.628	50	22.436	1:18.604									
82	28.784	1:18.082	82	32.884	1:19.482									
37	1 LAP	1:26.242	79	2 LAPS	1:44.671									
29	36.124	1:17.560	29	37.335	1:16.593									
43	39.676	1:19.068	43	45.289	1:20.995									
60	1 LAP	1:26.387	60	1 LAP	1:25.249									
4	46.030	1:20.155	4	52.287	1:21.639									
96	2 LAPS	1:34.986	37	1 LAP	1:33.526P									
63	55.533	1:20.936	63	1:01.655	1:21.504									
46	1:07.724	1:18.604	46	1:11.208	1:18.866									
17	1:15.199	1:18.823	96	2 LAPS	1:33.417									
			17	1:21.652	1:21.835									

Car 43 - !0 Sec Penalty - False Start
Weather / Track : Cloudy / Dry

Donington Park
Circuit Length = 1.9573 miles.
Start: 16:20 End: 16:36

HSCC Historic Road Sports Championship

RACE CLASSIFICATION - RACE 7

POS	NO	CL	DRIVER	NAT	CAR	TIME	LAPS	GAP	MPH	BEST
1	18	A	Laurence BAILEY		TVR Griffith	16:31.674	11		78.04	1:28.446
2	33	Inv	Nigel WEBB		Jaguar XK120	16:42.927	11	11.253	77.17	1:29.560
3	52	B	Justin MURPHY		Milano GT Mk1	16:43.482	11	11.808	77.12	1:28.917
4	69	C	Andy SHEPHERD		Lotus Seven Series II	16:44.007	11	12.333	77.08	1:29.048
5	15	B	Mike EAGLES		Milano GT Mk1	16:47.874	11	16.200	76.79	1:27.284
6	42	C	Malcolm SANDERS		Lotus Elan S3	16:48.199	11	16.525	76.76	1:29.854
7	12	A	Allan JONES		Jaguar E-Type S1	16:53.317	11	21.643	76.38	1:29.582
8	27	B	Chris BURBURY		Triumph TR5	16:53.753	11	22.079	76.34	1:28.592
9	76	A	Tony HOWARD		Morgan +8	17:19.675	11	48.001	74.44	1:31.905
10	20	B	Rory BELL		Triumph TR5	17:22.892	11	51.218	74.21	1:32.074
11	22	C	John FITZGERALD		Lotus Elan S1	17:23.221	11	51.547	74.19	1:30.902
12	1	D	Robert BARRIE		Porsche 911	17:23.858	11	52.184	74.14	1:29.937
13	29	Inv	Michael O'SHEA		Jaguar XK150 OTS	17:37.472	11	1:05.798	73.19	1:34.322
14	5	Inv	Richard HACKETT		Jaguar XK120	17:55.488	11	1:23.814	71.96	1:35.492
15	3	A	Martin EDRIDGE		Ford Mustang	17:55.895	11	1:24.221	71.93	1:34.381
16	25	C	David RANDALL		Ginetta G4	17:56.952	11	1:25.278	71.86	1:34.138
17	63	B	Colin SHARP		Triumph TR4A	17:57.580	11	1:25.906	71.82	1:34.728
18	77	Inv	David HALL		Jaguar XK120	17:58.242	11	1:26.568	71.78	1:33.819
19	64	E	James BILDERBECK		Turner Climax MkII	18:02.148	11	1:30.474	71.52	1:33.053
20	74	A	Robin BATT		Jaguar E-Type	18:06.427	11	1:34.753	71.24	1:35.460
21	87	C	Bill SMITH		Marcos 1600GT	16:41.664	10	1 LAP	70.23	1:35.510
22	31	B	James OWEN		Triumph TR5	16:53.315	10	1 LAP	69.42	1:34.566
23	32	E	Patrick WARD-BOOTH		Ginetta G4	17:07.340	10	1 LAP	68.47	1:36.061
24	36	Inv	Nicholas WILKINS		Jaguar XK120	17:25.747	10	1 LAP	67.27	1:42.134
25	66	D	Mark HOBLE		Lancia Flavia Zagato	17:37.301	10	1 LAP	66.53	1:42.648
26	30	F	Tim BURRETT		Lancia Aurelia B20	17:40.640	10	1 LAP	66.32	1:42.519
27	53	F	Sir John CHISHOLM		Jaguar XK120	17:41.940	10	1 LAP	66.24	1:41.390
28	17	F	Chris GAWNE		Lancia Aurelia B20 GT	16:59.672	9	2 LAPS	62.08	1:49.586

NOT CLASSIFIED

72	E	Jim GATHERCOLE	MG Midget	5:07.246	3	D.N.F.	68.43	1:34.687
7	F	Brian ARCULUS	Jaguar XK120	5:11.118	3	D.N.F.	67.58	1:39.442
84	A	Robin GRAY	Jaguar E_Type	3:07.418	2	D.N.F.	74.59	1:31.280
19	A	Adam SIMMONDS	Ford Mustang	2:33.506	1	D.N.F.	45.17	

FASTEST LAP

15	B	Mike EAGLES	Milano GT Mk1	1:27.284	10	80.72mph	129.91kph
18	A	Laurence BAILEY	TVR Griffith	1:28.446	10	79.66mph	128.21kph
69	C	Andy SHEPHERD	Lotus Seven Series II	1:29.048	9	79.12mph	127.34kph
33	Inv	Nigel WEBB	Jaguar XK120	1:29.560	5	78.67mph	126.61kph
1	D	Robert BARRIE	Porsche 911	1:29.937	9	78.34mph	126.08kph
64	E	James BILDERBECK	Turner Climax MkII	1:33.053	10	75.72mph	121.86kph
7	F	Brian ARCULUS	Jaguar XK120	1:39.442	2	70.85mph	114.03kph

Weather / Track : Cloudy / Dry

These results are provisional until the conclusion of any judicial and technical matters.

Donington Park
Circuit Length = 1.9573 miles.
Start: 16:46 End: 11:40

Clerk of Course	Timekeeper:
-----------------	-------------

HSCC Historic Road Sports Championship

LAP CHART - RACE 7

Lap 1			Lap 2			Lap 3			Lap 4			Lap 5		
No	Behind	Laptime	No	Behind	Laptime	No	Behind	Laptime	No	Behind	Laptime	No	Behind	Laptime
18		1:34.210	18		1:30.689	18		1:28.872	18		1:28.618	18		1:29.521
84	1.928	1:36.138	84	2.519	1:31.280	42	6.491	1:30.973	42	8.265	1:30.392	17	1 LAP	1:51.493
27	2.730	1:36.940	27	2.990	1:30.949	33	7.580	1:30.055	33	8.739	1:29.777	33	8.778	1:29.560
42	3.290	1:37.500	42	4.390	1:31.789	52	8.906	1:30.941	52	9.205	1:28.917	42	9.926	1:31.182
33	3.403	1:37.613	69	6.387	1:32.176	69	9.743	1:32.228	69	10.496	1:29.371	52	10.003	1:30.319
69	4.900	1:39.110	33	6.397	1:33.683	12	11.976	1:32.779	12	16.189	1:32.831	69	11.292	1:30.317
52	5.745	1:39.955	52	6.837	1:31.781	27	15.212	1:41.094	27	17.146	1:30.552	12	18.944	1:32.276
12	6.536	1:40.746	12	8.069	1:32.222	15	17.666	1:32.714	15	17.688	1:28.640	15	19.889	1:31.722
29	8.394	1:42.604	29	12.497	1:34.792	29	18.396	1:34.771	29	24.100	1:34.322	27	20.077	1:32.452
22	9.037	1:43.247	22	13.046	1:34.698	76	18.866	1:33.357	76	25.197	1:34.949	29	29.479	1:34.900
76	9.647	1:43.857	15	13.824	1:31.708	22	19.650	1:35.476	22	25.605	1:34.573	76	30.229	1:34.553
72	10.223	1:44.433	72	14.221	1:34.687	20	24.816	1:35.344	20	29.969	1:33.771	22	30.690	1:34.606
15	12.805	1:47.015	76	14.381	1:35.423	74	28.950	1:37.687	1	34.996	1:33.632	20	33.333	1:32.885
20	13.255	1:47.465	20	18.344	1:35.778	1	29.982	1:35.545	74	38.820	1:38.488	1	38.044	1:32.569
74	13.851	1:48.061	74	20.135	1:36.973	5	31.143	1:38.045	5	39.821	1:37.296	74	45.281	1:35.982
5	15.162	1:49.372	5	21.970	1:37.497	3	32.013	1:37.938	3	41.025	1:37.630	5	46.538	1:36.238
3	16.118	1:50.328	3	22.947	1:37.518	72	33.475	1:48.126P	63	41.796	1:35.420	3	47.652	1:36.148
7	17.310	1:51.520	1	23.309	1:34.798	63	34.994	1:37.033	25	43.629	1:34.543	25	48.246	1:34.138
64	18.264	1:52.474	7	26.063	1:39.442	7	37.347	1:40.156	31	47.993	1:37.603	63	49.355	1:37.080
31	18.802	1:53.012	63	26.833	1:38.372	25	37.704	1:38.358	77	51.461	1:40.691	31	54.958	1:36.486
63	19.150	1:53.360	64	27.812	1:40.237	64	38.717	1:39.777	87	53.342	1:41.988	77	57.467	1:35.527
1	19.200	1:53.410	31	28.055	1:39.942	31	39.008	1:39.825	64	54.364	1:44.265	87	1:00.370	1:36.549
25	19.878	1:54.088	25	28.218	1:39.029	77	39.388	1:38.866	36	1:04.656	1:43.229	64	1:02.210	1:37.367
87	21.053	1:55.263	77	29.394	1:37.308	87	39.972	1:38.976	66	1:08.321	1:44.058	36	1:18.395	1:43.260
77	22.775	1:56.985	87	29.868	1:39.504	36	50.045	1:43.068	32	1:11.704	1:42.878	32	1:22.117	1:39.934
36	24.060	1:58.270	36	35.849	1:42.478	66	52.881	1:43.736	30	1:14.649	1:45.733	66	1:23.964	1:45.164
66	24.912	1:59.122	66	38.017	1:43.794	53	56.742	1:45.351	53	1:15.255	1:47.131	30	1:29.460	1:44.332
30	25.835	2:00.045	30	39.687	1:44.541	32	57.444	1:43.642						
53	26.798	2:01.008	53	40.263	1:44.154	30	57.534	1:46.719						
32	28.654	2:02.864	32	42.674	1:44.709	17	1:11.861	1:51.848						
17	29.988	2:04.198	17	48.885	1:49.586									
19	59.296	2:33.506P												

HSCC Historic Road Sports Championship

LAP CHART - RACE 7

(contd.)

Lap 6			Lap 7			Lap 8			Lap 9			Lap 10		
No	Behind	Laptime	No	Behind	Laptime	No	Behind	Laptime	No	Behind	Laptime	No	Behind	Laptime
18		1:30.050	18		1:30.077	18		1:28.723	18		1:31.058	18		1:28.446
53	1 LAP	1:44.797	36	1 LAP	1:42.134	33	11.148	1:30.388	31	1 LAP	2:03.946	17	2 LAPS	1:51.017
33	8.321	1:29.593	32	1 LAP	1:39.491	52	11.763	1:30.442	33	10.552	1:30.462	33	12.171	1:30.065
52	9.033	1:29.080	66	1 LAP	1:43.947	36	1 LAP	1:42.498	52	11.554	1:30.849	52	12.713	1:29.605
42	12.439	1:32.563	33	9.483	1:31.239	42	14.218	1:30.725	69	12.385	1:29.048	69	13.083	1:29.144
69	13.094	1:31.852	52	10.044	1:31.088	69	14.395	1:29.297	42	14.597	1:31.437	42	16.130	1:29.979
15	20.887	1:31.048	42	12.216	1:29.854	32	1 LAP	1:41.730	15	20.050	1:28.930	31	1 LAP	1:38.114
12	21.440	1:32.546	69	13.821	1:30.804	15	22.178	1:30.614	32	1 LAP	1:38.251	15	18.888	1:27.284
27	22.221	1:32.194	30	1 LAP	1:45.339	12	23.372	1:30.843	12	22.264	1:29.950	12	23.471	1:29.653
17	1 LAP	1:51.955	53	1 LAP	1:45.365	27	25.241	1:31.940	27	22.775	1:28.592	27	23.783	1:29.454
76	34.030	1:33.851	15	20.287	1:29.477	66	1 LAP	1:46.273	36	1 LAP	1:45.310	32	1 LAP	1:37.780
29	34.540	1:35.111	12	21.252	1:29.889	30	1 LAP	1:44.275	66	1 LAP	1:42.648	36	1 LAP	1:42.159
22	35.026	1:34.386	27	22.024	1:29.880	53	1 LAP	1:44.546	30	1 LAP	1:42.519	76	46.312	1:32.769
20	35.418	1:32.135	76	37.308	1:33.355	76	41.142	1:32.557	53	1 LAP	1:41.390	20	50.057	1:33.787
1	40.948	1:32.954	20	39.828	1:34.487	20	43.700	1:32.595	76	41.989	1:31.905	22	52.055	1:35.667
74	50.691	1:35.460	29	39.838	1:35.375	22	43.996	1:32.745	20	44.716	1:32.074	1	52.804	1:36.015
5	52.058	1:35.570	22	39.974	1:35.025	1	46.356	1:32.059	22	44.834	1:31.896	66	1 LAP	1:45.476
3	53.738	1:36.136	1	43.020	1:32.149	29	47.446	1:36.331	1	45.235	1:29.937	30	1 LAP	1:44.231
25	54.127	1:35.931	17	1 LAP	1:52.578	74	1:03.357	1:35.813	29	51.934	1:35.546	53	1 LAP	1:44.537
63	54.669	1:35.364	74	56.267	1:35.653	5	1:04.367	1:35.617	5	1:09.665	1:36.356	29	59.275	1:35.787
31	59.990	1:35.082	5	57.473	1:35.492	3	1:07.198	1:37.879	3	1:10.891	1:34.751	5	1:19.333	1:38.114
77	1:02.008	1:34.591	3	58.042	1:34.381	25	1:08.056	1:37.967	74	1:12.030	1:39.731	3	1:19.711	1:37.266
87	1:05.830	1:35.510	25	58.812	1:34.762	63	1:08.721	1:37.669	63	1:12.391	1:34.728	25	1:20.162	1:36.106
64	1:08.359	1:36.199	63	59.775	1:35.183	77	1:12.190	1:35.010	25	1:12.502	1:35.504	63	1:20.687	1:36.742
			31	1:04.652	1:34.739	17	1 LAP	1:53.956	77	1:14.951	1:33.819	77	1:23.295	1:36.790
			77	1:05.903	1:33.972	87	1:18.396	1:35.551	64	1:23.991	1:35.552	74	1:25.373	1:41.789
			87	1:11.568	1:35.815	64	1:19.497	1:35.241	87	1:24.376	1:37.038	64	1:28.598	1:33.053
			64	1:12.979	1:34.697									

HSCC Historic Road Sports Championship

LAP CHART - RACE 7

(contd.)

Lap 11			Lap 12			Lap 13			Lap 14			Lap 15		
No	Behind	Laptime	No	Behind	Laptime	No	Behind	Laptime	No	Behind	Laptime	No	Behind	Laptime
18		1:31.410												
87	1 LAP	1:45.470												
33	11.253	1:30.492												
52	11.808	1:30.505												
69	12.333	1:30.660												
15	16.200	1:28.722												
42	16.525	1:31.805												
31	1 LAP	1:34.566												
12	21.643	1:29.582												
27	22.079	1:29.706												
17	2 LAPS	1:53.041												
32	1 LAP	1:36.061												
76	48.001	1:33.099												
20	51.218	1:32.571												
22	51.547	1:30.902												
1	52.184	1:30.790												
36	1 LAP	1:43.341												
66	1 LAP	1:43.083												
29	1:05.798	1:37.933												
30	1 LAP	1:42.906												
53	1 LAP	1:43.661												
5	1:23.814	1:35.891												
3	1:24.221	1:35.920												
25	1:25.278	1:36.526												
63	1:25.906	1:36.629												
77	1:26.568	1:34.683												
64	1:30.474	1:33.286												
74	1:34.753	1:40.790												

HSCC Classic Racing Cars for the Retro Track and Air Trophy

RACE CLASSIFICATION - RACE 8

POS	NO	CL	DRIVER	NAT	CAR	TIME	LAPS	GAP	MPH	BEST
1	3	E2	Matthew WATTS		Brabham BT16	15:17.266	11		84.37	1:21.565
2	69	B	Michael SCHRYVER		Lotus 22	15:29.711	11	12.445	83.24	1:22.736
3	22	E4	Ian GRAY		Brabham BT30	15:50.560	11	33.294	81.42	1:22.879
4	84	E2	Roger BEVAN		Brabham BT21A-F2	15:51.424	11	34.158	81.34	1:22.795
5	44	E4	Michael SCOTT		March 702	16:09.107	11	51.841	79.86	1:23.434
6	66	F	Gregory THORNTON		Titan MK 4	16:10.533	11	53.267	79.74	1:25.123
7	53	F	Martin HIBBERT		Merlin 20A	16:12.610	11	55.344	79.57	1:26.581
8	4	F	John SYKES		Merlyn MK11A	16:12.845	11	55.579	79.55	1:26.053
9	74	F	Will TOMKINS		Merlyn MK20 A	16:33.619	11	1:16.353	77.89	1:27.154
10	51	F	John MOULDS		Merlyn Mk II	16:35.614	11	1:18.348	77.73	1:26.163
11	56	E2	Cliff GIDDENS		Brabham BT16	16:39.558	11	1:22.292	77.43	1:27.149
12	75	F	Anthony GODDARD		Merlyn Mk20	15:23.259	10	1 LAP	76.19	1:29.099
13	35	D	David PULLEN		Chevron B17	15:23.796	10	1 LAP	76.15	1:29.521
14	14	A	Derek WALKER		Terrier MkIV	15:25.796	10	1 LAP	75.99	1:29.196
15	31	C	Brian ASHBY		Emeryson Formula 1	15:42.428	10	1 LAP	74.64	1:32.505
16	46	F	Mike BROMLEY		Merlyn 11a	15:42.811	10	1 LAP	74.61	1:30.628
17	25	D	John COUNSELL		March 703	15:48.809	10	1 LAP	74.14	1:27.056
18	16	D	Nigel MILLER		Brabham BT21	15:59.425	10	1 LAP	73.32	1:32.936
19	32	E2	Julian JUDD		Tecno F3	16:19.456	10	1 LAP	71.82	1:34.199
20	63	B	Geoff WILLIAMS		Lotus 20/22	16:39.179	10	1 LAP	70.40	1:36.425
21	40	A	Andrew ROBERTSON		Crossle 4F	16:51.270	10	1 LAP	69.56	1:35.962
22	71	F	Alan HICKS		Lotus 61	16:51.825	10	1 LAP	69.52	1:32.765
23	60	C	David CROWTHER		Brabham BT18	15:28.281	9	2 LAPS	68.19	1:40.078

NOT CLASSIFIED

45	D	Hugh PRICE		Brabham BT28	14:54.769	10	D.N.F.	78.62	1:26.414
1	C	John BLADON		Merlyn Mk9 F2	15:18.289	7	N.C.F.	53.59	1:26.366
97	E2	Steven PRYKE		Mallock Mk VI	5:22.410	3	D.N.F.	65.21	1:40.249
64	E4	Frank LYONS		Merlyn Mk10	3:00.289	2	D.N.F.	77.54	1:24.815
36	E2	Tony KEELE		Palliser WDB3	1:45.994	1	D.N.F.	65.42	

FASTEST LAP

3	E2	Matthew WATTS		Brabham BT16	1:21.565	4	86.38mph	139.02kph
69	B	Michael SCHRYVER		Lotus 22	1:22.736	3	85.16mph	137.06kph
22	E4	Ian GRAY		Brabham BT30	1:22.879	11	85.01mph	136.82kph
66	F	Gregory THORNTON		Titan MK 4	1:25.123	11	82.77mph	133.21kph
1	C	John BLADON		Merlyn Mk9 F2	1:26.366	5	81.58mph	131.30kph
45	D	Hugh PRICE		Brabham BT28	1:26.414	9	81.54mph	131.22kph
14	A	Derek WALKER		Terrier MkIV	1:29.196	3	78.99mph	127.13kph

Weather / Track : Cloudy / Dry

These results are provisional until the conclusion of any judicial and technical matters.

Donington Park
Circuit Length = 1.9573 miles.
Start: 17:13 End: 17:28

Clerk of Course	Timekeeper:
-----------------	-------------

HSCC Classic Racing Cars for the Retro Track and Air Trophy

LAP CHART - RACE 8

Lap 1			Lap 2			Lap 3			Lap 4			Lap 5		
No	Behind	Laptime	No	Behind	Laptime	No	Behind	Laptime	No	Behind	Laptime	No	Behind	Laptime
3		1:27.244	3		1:23.114	3		1:22.183	3		1:21.565	3		1:22.903
69	2.841	1:30.085	69	3.738	1:24.011	69	4.291	1:22.736	69	5.882	1:23.156	60	1 LAP	1:42.811
74	5.613	1:32.857	22	9.882	1:26.476	22	18.289	1:30.590	22	22.079	1:25.355	40	1 LAP	1:39.191
22	6.520	1:33.764	64	9.931	1:24.815	74	19.058	1:30.514	84	22.808	1:24.777	69	6.397	1:23.418
64	8.230	1:35.474	74	10.727	1:28.228	84	19.596	1:30.038	74	25.692	1:28.199	22	24.247	1:25.071
45	8.411	1:35.655	84	11.741	1:26.220	53	21.213	1:29.748	53	27.607	1:27.959	84	25.661	1:25.756
84	8.635	1:35.879	45	12.473	1:27.176	45	21.676	1:31.386	51	27.932	1:27.464	74	30.771	1:27.982
53	9.115	1:36.359	53	13.648	1:27.647	51	22.033	1:27.579	66	29.461	1:28.175	51	31.192	1:26.163
4	9.468	1:36.712	4	14.649	1:28.295	4	22.511	1:30.045	4	29.725	1:28.779	53	32.142	1:27.438
1	10.035	1:37.279	1	15.866	1:28.945	66	22.851	1:28.573	45	31.704	1:31.593	66	33.119	1:26.561
66	10.498	1:37.742	66	16.461	1:29.077	44	30.235	1:28.905	44	34.278	1:25.608	4	33.831	1:27.009
51	10.953	1:38.197	51	16.637	1:28.798	56	35.911	1:30.988	1	1 LAP	3:03.831P	45	35.696	1:26.895
31	13.081	1:40.325	44	23.513	1:32.572	35	38.352	1:34.071	56	43.879	1:29.533	44	37.309	1:25.934
14	13.768	1:41.012	31	26.017	1:36.050	31	39.030	1:35.196	35	48.411	1:31.624	56	52.313	1:31.337
25	13.942	1:41.186	35	26.464	1:32.172	75	39.305	1:33.730	75	48.797	1:31.057	35	56.798	1:31.290
44	14.055	1:41.299	56	27.106	1:32.026	14	39.942	1:29.196	14	49.005	1:30.628	14	57.683	1:31.581
35	17.406	1:44.650	75	27.758	1:32.389	46	45.145	1:33.605	31	51.123	1:33.658	75	58.241	1:32.347
36	18.750	1:45.994P	16	32.672	1:35.906	16	45.901	1:35.412	46	55.394	1:31.814	31	1:01.104	1:32.884
56	18.194	1:45.438	14	32.929	1:42.275	71	46.797	1:34.580	16	57.536	1:33.200	46	1:03.119	1:30.628
75	18.483	1:45.727	46	33.723	1:36.357	63	1:00.372	1:41.777	71	57.997	1:32.765	16	1:08.990	1:34.357
16	19.880	1:47.124	71	34.400	1:36.385	60	1:01.953	1:44.175	25	1:13.583	1:32.987	71	1:09.086	1:33.992
46	20.480	1:47.724	60	39.961	1:40.078	32	1:02.166	1:40.388	63	1:15.232	1:36.425	25	1:20.939	1:30.259
71	21.129	1:48.373	63	40.778	1:39.202	25	1:02.161	1:39.925	32	1:15.917	1:35.316			
60	22.997	1:50.241	97	42.803	1:40.249	40	1:06.676	1:43.035						
63	24.690	1:51.934	32	43.961	1:38.842	97	1:09.869	1:49.249						
97	25.668	1:52.912	25	44.419	1:53.591									
40	27.720	1:54.964	40	45.824	1:41.218									
32	28.233	1:55.477												

HSCC Classic Racing Cars for the Retro Track and Air Trophy

LAP CHART - RACE 8

(contd.)

Lap 6			Lap 7			Lap 8			Lap 9			Lap 10		
No	Behind	Laptime	No	Behind	Laptime	No	Behind	Laptime	No	Behind	Laptime	No	Behind	Laptime
3		1:24.476	3		1:22.099	3		1:21.736	3		1:24.413	3		1:23.089
32	1 LAP	1:36.569	25	1 LAP	1:28.647	25	1 LAP	1:28.576	31	1 LAP	1:32.505	75	1 LAP	1:29.586
63	1 LAP	1:38.091	69	10.028	1:24.319	69	11.804	1:23.512	46	1 LAP	1:32.499	35	1 LAP	1:29.521
69	7.808	1:25.887	32	1 LAP	1:34.962	16	1 LAP	1:35.654	69	11.302	1:23.911	14	1 LAP	1:30.105
60	1 LAP	1:42.248	63	1 LAP	1:38.291	71	1 LAP	1:51.932	25	1 LAP	1:28.855	69	13.498	1:25.285
40	1 LAP	1:41.976	84	31.467	1:28.247	32	1 LAP	1:34.247	16	1 LAP	1:32.936	31	1 LAP	1:32.812
84	25.319	1:24.134	22	31.567	1:28.243	22	33.508	1:23.677	22	34.604	1:25.509	46	1 LAP	1:32.759
22	25.423	1:25.652	40	1 LAP	1:40.854	84	34.438	1:24.707	84	35.592	1:25.567	25	1 LAP	1:27.056
74	34.024	1:27.729	60	1 LAP	1:42.559	63	1 LAP	1:38.546	71	1 LAP	1:35.826	16	1 LAP	1:33.367
53	35.234	1:27.568	74	39.079	1:27.154	74	44.572	1:27.229	32	1 LAP	1:34.803	22	34.859	1:23.344
66	36.010	1:27.367	53	39.808	1:26.673	53	46.251	1:28.179	66	48.251	1:26.106	84	35.807	1:23.304
4	36.535	1:27.180	66	40.151	1:26.240	66	46.558	1:28.143	53	49.201	1:27.363	32	1 LAP	1:34.653
45	41.866	1:30.646	4	40.489	1:26.053	4	46.998	1:28.245	4	49.964	1:27.379	66	52.588	1:27.426
44	42.098	1:29.265	44	45.008	1:25.009	44	49.849	1:26.577	44	50.250	1:24.814	44	52.851	1:25.690
56	58.576	1:30.739	45	46.786	1:27.019	40	1 LAP	1:38.757	63	1 LAP	1:39.180	53	53.207	1:27.095
51	58.925	1:52.209	51	1:03.699	1:26.873	45	55.084	1:30.034	45	57.085	1:26.414	4	53.718	1:26.843
35	1:02.750	1:30.428	56	1:04.847	1:28.370	60	1 LAP	1:42.379	40	1 LAP	1:35.962	45	1:01.947	1:27.951
75	1:03.112	1:29.347	35	1:10.374	1:29.723	51	1:08.690	1:26.727	74	1:06.272	1:46.113	63	1 LAP	1:38.808
14	1:03.465	1:30.258	75	1:10.639	1:29.626	56	1:10.260	1:27.149	51	1:11.618	1:27.341	74	1:12.460	1:29.277
31	1:09.461	1:32.833	14	1:11.479	1:30.113	75	1:18.002	1:29.099	56	1:14.498	1:28.651	51	1:16.539	1:28.010
46	1:10.676	1:32.033	1	3 LAPS	4:47.661	35	1:18.506	1:29.868	60	1 LAP	1:41.728	56	1:19.048	1:27.639
16	1:20.157	1:35.643	31	1:20.478	1:33.116	1	3 LAPS	1:26.366	1	3 LAPS	1:26.664	71	1 LAP	2:03.473
71	1:20.311	1:35.701	46	1:20.790	1:32.213	14	1:19.519	1:29.776				40	1 LAP	1:38.639

HSCC Classic Racing Cars for the Retro Track and Air Trophy

LAP CHART - RACE 8

(contd.)

Lap 11			Lap 12			Lap 13			Lap 14			Lap 15		
No	Behind	Laptime	No	Behind	Laptime	No	Behind	Laptime	No	Behind	Laptime	No	Behind	Laptime
3		1:24.444												
1	4 LAPS	1:27.543												
75	1 LAP	1:30.351												
35	1 LAP	1:30.449												
14	1 LAP	1:30.852												
60	2 LAPS	1:42.062												
69	12.445	1:23.391												
31	1 LAP	1:33.049												
46	1 LAP	1:33.179												
25	1 LAP	1:37.727												
22	33.294	1:22.879												
84	34.158	1:22.795												
16	1 LAP	1:35.826												
44	51.841	1:23.434												
66	53.267	1:25.123												
53	55.344	1:26.581												
4	55.579	1:26.305												
32	1 LAP	1:34.199												
74	1:16.353	1:28.337												
51	1:18.348	1:26.253												
63	1 LAP	1:36.925												
56	1:22.292	1:27.688												
40	1 LAP	1:36.674												
71	1 LAP	1:38.798												

HSCC/HRSR Historic Racing Saloons in association with Concept Signs

RACE CLASSIFICATION - RACE 9

POS	NO	CL	DRIVER	NAT	CAR	TIME	LAPS	GAP	MPH	BEST
1	46	C	Dan COX		Ford Anglia 105E	16:28.225	11		78.32	1:27.425
2	21	A	Graeme DODD		Jaguar MkII	16:36.369	11	8.144	77.68	1:28.181
3	35	B	James DODD		Alfa Romeo Guilia Sprint GT	16:37.572	11	9.347	77.58	1:28.644
4	54	C	Neil WOOD		Ford Anglia 105E	16:40.882	11	12.657	77.32	1:28.963
5	31	B	Les ELY		BMW 2000	16:42.622	11	14.397	77.19	1:28.471
6	37	C	Peter WOODHEAD		Ford Lotus Cortina	16:43.155	11	14.930	77.15	1:29.482
7	85	D	Roger GODFREY		Austin Cooper S	16:51.472	11	23.247	76.52	1:29.838
8	50	C	Steve READ		Ford Anglia	17:20.987	11	52.762	74.35	1:32.064
9	77	D	Roger EBDON		Morris Mini	17:28.851	11	1:00.626	73.79	1:31.716
10	98	E	Alan KITSON		Singer Chamois	17:30.966	11	1:02.741	73.64	1:33.305
11	1	E	Adrian OLIVER		Hillman Imp	17:38.704	11	1:10.479	73.10	1:33.516
12	52	C	Peter ERGIS		Ford Cortina GT	17:57.061	11	1:28.836	71.86	1:33.608
13	94	E	Steve PLATTS		Singer Chamois	16:49.143	10	1 LAP	69.71	1:38.041
14	78	D	Colin FLYNN		Morris Cooper S	16:50.359	10	1 LAP	69.63	1:38.188
15	59	K3	Richard LAWSON		Ford Lotus Cortina Mk1	16:53.646	10	1 LAP	69.40	1:38.198
16	49	C	Peter HORE		Lotus Cortina	16:54.387	10	1 LAP	69.35	1:38.247
17	86	E	Martin ELSON		Austin A40 Farina Mk1	17:01.070	10	1 LAP	68.89	1:38.995

NOT CLASSIFIED

97	E	Mike HANNA	Hillman Imp	14:16.769	9	D.N.F.	73.88	1:31.942
14	A	Michael MOORE	Ford Falcon Sprint	14:35.554	9	D.N.F.	72.30	1:31.427
23	A	Roger COPE	Jaguar S Type	13:16.663	8	D.N.F.	70.61	1:28.442
45	C	Tony MASCHIO	Alfa Romeo Giulia Sprint GT	11:54.080	7	D.N.F.	68.91	1:38.040
87	E	Simon BENOY	Sunbeam Imp	8:30.558	5	D.N.F.	68.78	1:36.831
57	C	Jonathan GOMM	Ford Anglia 105E	6:21.670	4	D.N.F.	73.55	1:29.843
40	C	Simon GARRAD	Alfa Romeo GTA	4:48.328	3	D.N.F.	72.92	1:28.703
82	D	Barry LONG	Mini Cooper	5:05.191	3	D.N.F.	68.89	1:35.667
91	E	Vince FROST	Hillman Imp	4:02.016	2	D.N.F.	57.76	2:01.418

FASTEST LAP

46	C	Dan COX	Ford Anglia 105E	1:27.425	6	80.59mph	129.71kph
21	A	Graeme DODD	Jaguar MkII	1:28.181	5	79.90mph	128.59kph
31	B	Les ELY	BMW 2000	1:28.471	8	79.64mph	128.17kph
85	D	Roger GODFREY	Austin Cooper S	1:29.838	3	78.43mph	126.22kph
97	E	Mike HANNA	Hillman Imp	1:31.942	8	76.63mph	123.33kph
59	K3	Richard LAWSON	Ford Lotus Cortina Mk1	1:38.198	5	71.75mph	115.48kph

Weather / Track : Cloudy / Dry

These results are provisional until the conclusion of any judicial and technical matters.

Donington Park
Circuit Length = 1.9573 miles.
Start: 17:41 End: 17:58

Clerk of Course	Timekeeper:
-----------------	-------------

HSCC/HRSR Historic Racing Saloons in association with Concept Signs

LAP CHART - RACE 9

Lap 1			Lap 2			Lap 3			Lap 4			Lap 5		
No	Behind	Laptime	No	Behind	Laptime	No	Behind	Laptime	No	Behind	Laptime	No	Behind	Laptime
21		1:34.031	21		1:28.408	21		1:28.486	21		1:28.694	21		1:28.181
40	0.353	1:34.384	40	0.648	1:28.703	23	1.909	1:28.547	46	1.903	1:27.965	46	1.303	1:27.581
23	1.814	1:35.845	23	1.848	1:28.442	46	2.632	1:27.901	35	3.832	1:29.164	35	5.010	1:29.359
35	2.356	1:36.387	35	2.592	1:28.644	35	3.362	1:29.256	85	8.110	1:30.775	85	10.303	1:30.374
46	2.658	1:36.689	46	3.217	1:28.967	85	6.029	1:29.838	37	9.782	1:31.361	37	11.086	1:29.485
85	3.106	1:37.137	85	4.677	1:29.979	57	6.819	1:29.843	31	12.018	1:30.786	31	12.313	1:28.476
57	3.815	1:37.846	57	5.462	1:30.055	37	7.115	1:29.482	54	12.304	1:32.289	54	13.086	1:28.963
54	4.694	1:38.725	37	6.119	1:29.705	54	8.709	1:30.092	77	18.680	1:34.855	77	23.390	1:32.891
37	4.822	1:38.853	54	7.103	1:30.817	31	9.926	1:29.702	14	19.467	1:33.338	14	23.492	1:32.206
77	5.221	1:39.252	31	8.710	1:31.450	77	12.519	1:31.716	50	20.310	1:33.132	50	25.171	1:33.042
31	5.668	1:39.699	77	9.289	1:32.476	14	14.823	1:31.655	57	22.051	1:43.926P	98	31.690	1:33.684
50	7.026	1:41.057	14	11.654	1:31.427	50	15.872	1:32.135	98	26.187	1:35.090	97	36.055	1:33.430
14	8.635	1:42.666	50	12.223	1:33.605	40	17.403	1:45.241P	97	30.806	1:34.942	52	37.123	1:33.608
98	9.221	1:43.252	98	14.529	1:33.716	98	19.791	1:33.748	52	31.696	1:34.425	1	39.250	1:33.949
82	11.440	1:45.471	82	18.699	1:35.667	97	24.558	1:34.162	1	33.482	1:34.914	87	1:02.758	1:36.831
97	11.664	1:45.695	97	18.882	1:35.626	52	25.965	1:34.745	94	53.439	1:39.415	94	1:04.388	1:39.130
52	12.002	1:46.033	1	19.368	1:35.222	1	27.262	1:36.380	87	54.108	1:40.211	78	1:05.072	1:38.188
1	12.554	1:46.585	52	19.706	1:36.112	82	34.266	1:44.053P	78	55.065	1:41.987	59	1:06.205	1:38.198
78	15.750	1:49.781	94	28.465	1:40.633	78	41.772	1:41.398	59	56.188	1:41.826	45	1:07.270	1:38.363
94	16.240	1:50.271	78	28.860	1:41.518	87	42.591	1:41.853	45	57.088	1:41.909	49	1:08.129	1:38.423
87	16.726	1:50.757	87	29.224	1:40.906	94	42.718	1:42.739	49	57.887	1:40.986	86	1:09.893	1:39.056
86	17.276	1:51.307	59	30.194	1:40.504	59	43.056	1:41.348	86	59.018	1:43.456	23	1:16.141	1:31.239
59	18.098	1:52.129	86	30.885	1:42.017	45	43.873	1:40.835	23	1:13.083	2:39.868			
45	18.812	1:52.843	45	31.524	1:41.120	86	44.256	1:41.857						
49	19.679	1:53.710	49	32.195	1:40.924	49	45.595	1:41.886						
91	27.387	2:01.418	91	59.577	2:00.598P									

HSCC/HRSR Historic Racing Saloons in association with Concept Signs

LAP CHART - RACE 9

(contd.)

Lap 6			Lap 7			Lap 8			Lap 9			Lap 10		
No	Behind	Laptime	No	Behind	Laptime	No	Behind	Laptime	No	Behind	Laptime	No	Behind	Laptime
21		1:28.216	21		1:28.237	46		1:29.267	46		1:29.834	46		1:31.153
46	0.512	1:27.425	46	0.370	1:28.095	45	1 LAP	1:40.970	94	1 LAP	1:39.368	21	10.871	1:33.198
35	6.028	1:29.234	35	7.445	1:29.654	86	1 LAP	1:38.995	78	1 LAP	1:38.759	35	11.702	1:32.156
85	12.521	1:30.434	31	14.395	1:29.444	21	7.946	1:37.583	59	1 LAP	1:39.447	78	1 LAP	1:39.026
31	13.188	1:29.091	85	14.602	1:30.318	35	8.639	1:30.831	49	1 LAP	1:39.247	94	1 LAP	1:40.809
37	13.328	1:30.458	54	15.034	1:29.317	31	13.229	1:28.471	21	8.826	1:30.714	54	15.722	1:30.783
54	13.954	1:29.084	37	15.462	1:30.371	54	14.380	1:28.983	35	10.699	1:31.894	31	15.859	1:31.779
14	27.846	1:32.570	14	31.587	1:31.978	37	15.396	1:29.571	31	15.233	1:31.838	37	16.289	1:30.863
77	29.434	1:34.260	50	33.431	1:32.064	85	15.876	1:30.911	54	16.092	1:31.546	59	1 LAP	1:41.178
50	29.604	1:32.649	77	33.937	1:32.740	14	35.685	1:33.735	86	1 LAP	1:41.694	49	1 LAP	1:41.470
98	37.050	1:33.576	98	42.668	1:33.855	50	35.960	1:32.166	37	16.579	1:31.017	85	22.191	1:33.343
97	40.760	1:32.921	97	44.493	1:31.970	77	41.207	1:36.907	85	20.001	1:33.959	86	1 LAP	1:40.140
52	42.779	1:33.872	52	50.837	1:36.295	98	46.336	1:33.305	50	44.155	1:38.029	50	48.858	1:35.856
1	44.550	1:33.516	1	51.354	1:35.041	97	46.798	1:31.942	98	52.865	1:36.363	77	57.646	1:35.105
94	1:14.213	1:38.041	23	1:22.527	1:31.848	52	55.580	1:34.380	97	53.045	1:36.081	98	59.015	1:37.303
78	1:15.395	1:38.539	94	1:26.001	1:40.025	1	56.380	1:34.663	77	53.694	1:42.321	1	1:07.931	1:35.796
59	1:16.569	1:38.580	78	1:27.551	1:40.393	23	1:22.773	1:29.883	1	1:03.288	1:36.742	52	1:17.885	1:34.693
45	1:17.094	1:38.040	59	1:27.631	1:39.299				14	1:11.830	2:05.979P			
49	1:18.160	1:38.247	49	1:28.628	1:38.705				52	1:14.345	1:48.599			
23	1:18.916	1:30.991												
86	1:23.227	1:41.550												

HSCC/HRSR Historic Racing Saloons in association with Concept Signs

LAP CHART - RACE 9

(contd.)

Lap 11			Lap 12			Lap 13			Lap 14			Lap 15		
No	Behind	Laptime	No	Behind	Laptime	No	Behind	Laptime	No	Behind	Laptime	No	Behind	Laptime
46		1:33.348												
21	8.144	1:30.621												
35	9.347	1:30.993												
54	12.657	1:30.283												
31	14.397	1:31.886												
37	14.930	1:31.989												
94	1 LAP	1:38.712												
78	1 LAP	1:40.770												
85	23.247	1:34.404												
59	1 LAP	1:41.137												
49	1 LAP	1:40.789												
86	1 LAP	1:40.998												
50	52.762	1:37.252												
77	1:00.626	1:36.328												
98	1:02.741	1:37.074												
1	1:10.479	1:35.896												
52	1:28.836	1:44.299												