



HISTORIC RACE MEETING

Donington Park Circuit

11th April 2004



Results Provided by MST Sports Timing Ltd
www.mstworld.com

Millers Oils/AMOC Historic formula junior Race QUALIFYING

POS	NO	CL	NAME	NAT	ENTRY	TIME	LAPS	GAP	MPH
1	65	C	Edwin JOWSEY		Lotus 22	1:25.045	10		82.85
2	78	C	Paul SMEETH		Lotus 22	1:28.567	10	3.522	79.55
3	54	A2	John FYDA		Mallock U2	1:30.450	10	5.405	77.90
4	5	A2	Robin LONGDON		Lola Mk2	1:30.642	10	5.597	77.73
5	60	C	Mark GREEN		Lotus 22	1:32.365	10	7.320	76.28
6	84	C	Mark WOODHOUSE		Lotus 20	1:32.583	8	7.538	76.10
7	79	C	Andrew HIBBERD		Lotus 22	1:33.148	10	8.103	75.64
8	83	C	Barry WESTMORELAND		Lotus 22	1:33.721	10	8.676	75.18
9	16	A2	Tony GOODWIN		Gemini Mk2	1:33.744	10	8.699	75.16
10	11	A2	David STEVENSON		Mallock U2	1:33.792	10	8.747	75.12
11	58	C	Rollo BEALE		Lotus 22	1:34.001	10	8.956	74.96
12	14	A2	Crispian BELSEY		Elva 100	1:35.685	10	10.640	73.64
13	40	B	Andrew BRADSHAW		Lotus 18	1:36.173	10	11.128	73.26
14	66	C	Clive TEMPLE		Cooper T56	1:36.249	10	11.204	73.20
15	30	B	Kevin MUSSON		Lotus 18	1:37.047	10	12.002	72.60
16	35	B	Tim BISHOP		Sauter FJ	1:38.890	9	13.845	71.25
17	36	C	MareK REICHMAN		Cooper T56	1:40.529	9	15.484	70.09
18	29	A2	William GRIMSHAW		Gemini Mk2	1:41.041	6	15.996	69.73
19	21	A1	Peter MULLEN		Oscas FJ	1:41.562	9	16.517	69.37
20	43	B	Doug MARTIN		Elva 200	1:43.049	9	18.004	68.37
21	42	B	Simon HAMILTON		Lotus 18	1:43.231	9	18.186	68.25
22	28	A1	Michael ASHLEY-BROWN		Volpini FJ	1:45.323	9	20.278	66.90
23	33	B	David BAIN		Elva 200	1:50.864	6	25.819	63.55
24	24	A1	Ian ROBINSON		Autosud FJ	1:52.695	9	27.650	62.52
25	4	A2	Derek WALKER		Terrier MkIV	10:20.720	1	8:55.675	11.35

Donington Park
Circuit Length = 1.9573 miles.
Start: 09:05 End: 09:20

Millers Oils/AMOC Historic formula junior Race LAP ANALYSIS

4	Derek WALKER	Terrier MkIV
1 - X:00.000		
5	Robin LONGDON	Lola Mk2
1 - X:00.000 6 - 1:35.847 2 - 1:53.251 7 - 1:33.433 3 - 1:46.039 8 - 1:37.674 4 - 1:45.738 9 - 1:31.788 5 - 1:39.196 10 - 1:30.642		
11	David STEVENSON	Mallock U2
1 - X:00.000 6 - 1:43.051 2 - 1:57.384 7 - 1:39.106 3 - 1:48.834 8 - 1:37.228 4 - 1:46.197 9 - 1:36.326 5 - 1:44.650 10 - 1:33.792		
14	Crispian BELSEY	Elva 100
1 - X:00.000 6 - 1:42.821 2 - 1:56.214 7 - 1:39.954 3 - 1:48.770 8 - 1:37.952 4 - 1:42.970 9 - 1:36.799 5 - 1:40.828 10 - 1:35.685		
16	Tony GOODWIN	Gemini Mk2
1 - X:00.000 6 - 1:41.573 2 - 2:05.364 7 - 1:37.743 3 - 1:47.566 8 - 1:35.770 4 - 1:42.557 9 - 1:35.736 5 - 1:42.642 10 - 1:33.744		
21	Peter MULLEN	Osca FJ
1 - X:00.000 6 - 1:41.982 2 - 2:07.600 7 - 1:42.102 3 - 1:52.668 8 - 1:42.398 4 - 1:44.849 9 - 1:41.562 5 - 1:42.083		
24	Ian ROBINSON	Autosud FJ
1 - X:00.000 6 - 1:52.695 2 - 2:16.220 7 - 1:59.358 3 - 2:03.840 8 - 1:57.155 4 - 1:56.145 9 - 1:53.917 5 - 1:54.615		

Millers Oils/AMOC Historic formula junior Race LAP ANALYSIS

(contd.)

28	Michael ASHLEY-BROWN	Volpini FJ
1 - X:00.000	6 - 1:48.199	
2 - 2:06.658	7 - 1:48.313	
3 - 1:55.765	8 - 1:46.675	
4 - 1:54.528	9 - 1:45.323	
5 - 1:49.034		
29	William GRIMSHAW	Gemini Mk2
1 - X:00.000	6 - 1:41.041	
2 - 2:08.700		
3 - 1:46.087		
4 - 1:47.595		
5 - 1:44.696		
30	Kevin MUSSON	Lotus 18
1 - X:00.000	6 - 1:38.786	
2 - 1:57.282	7 - 1:40.083	
3 - 1:50.618	8 - 1:39.144	
4 - 1:47.533	9 - 1:37.047	
5 - 1:43.316	10 - 1:37.860	
33	David BAIN	Elva 200
1 - X:00.000	6 - 1:52.482	
2 - 2:09.073		
3 - 1:57.488		
4 - 1:56.682		
5 - 1:50.864		
35	Tim BISHOP	Sauter FJ
1 - X:00.000	6 - 1:46.147	
2 - 2:12.118	7 - 1:41.758	
3 - 1:52.540	8 - 1:40.373	
4 - 1:45.429	9 - 1:38.890	
5 - 1:42.365		
36	MareK REICHMAN	Cooper T56
1 - X:00.000	6 - 1:44.708	
2 - 2:18.488	7 - 1:44.482	
3 - 2:03.868	8 - 1:40.584	
4 - 1:53.967	9 - 1:40.529	
5 - 1:47.834		
40	Andrew BRADSHAW	Lotus 18
1 - X:00.000	6 - 1:41.737	
2 - 2:00.598	7 - 1:42.583	
3 - 1:52.516	8 - 1:37.361	
4 - 1:48.671	9 - 1:36.173	
5 - 1:47.777	10 - 1:37.533	

Donington Park
Circuit Length = 1.9573 miles.
Start: 09:05 End: 09:20

Printed - 13:04 Sunday, 11 April 2004

Millers Oils/AMOC Historic formula junior Race LAP ANALYSIS

(contd.)

42	Simon HAMILTON	Lotus 18
1 -	X:00.000	6 - 1:43.905
2 -	2:02.937	7 - 1:46.451
3 -	1:50.250	8 - 1:45.427
4 -	1:51.574	9 - 1:43.231
5 -	1:45.533	
43	Doug MARTIN	Elva 200
1 -	X:00.000	6 - 1:45.389
2 -	2:00.411	7 - 1:44.741
3 -	1:53.809	8 - 1:43.049
4 -	1:52.381	9 - 1:43.639
5 -	1:46.523	
54	John FYDA	Mallock U2
1 -	X:00.000	6 - 1:35.946
2 -	1:57.663	7 - 1:32.914
3 -	1:42.918	8 - 1:33.608
4 -	1:41.249	9 - 1:32.721
5 -	1:40.538	10 - 1:30.450
58	Rollo BEALE	Lotus 22
1 -	X:00.000	6 - 1:38.725
2 -	2:05.729	7 - 1:38.663
3 -	1:56.688	8 - 1:39.803
4 -	1:47.869	9 - 1:34.001
5 -	1:37.728	10 - 1:36.808
60	Mark GREEN	Lotus 22
1 -	X:00.000	6 - 1:38.543
2 -	1:59.322	7 - 1:36.148
3 -	1:47.363	8 - 1:33.634
4 -	1:42.203	9 - 1:33.981
5 -	1:41.706	10 - 1:32.365
65	Edwin JOWSEY	Lotus 22
1 -	X:00.000	6 - 1:37.274P
2 -	1:48.170	7 - 2:00.856
3 -	1:41.371	8 - 1:27.110
4 -	1:38.051	9 - 1:26.366
5 -	1:34.000	10 - 1:25.045
66	Clive TEMPLE	Cooper T56
1 -	X:00.000	6 - 1:39.175
2 -	1:59.012	7 - 1:42.615
3 -	1:49.884	8 - 1:38.825
4 -	1:44.064	9 - 1:36.249
5 -	1:41.831	10 - 1:37.418

Donington Park
Circuit Length = 1.9573 miles.
Start: 09:05 End: 09:20

Printed - 13:04 Sunday, 11 April 2004


Millers Oils/AMOC Historic formula junior Race LAP ANALYSIS

(contd.)

78	Paul SMEETH	Lotus 22
1 - X:00.000	6 - 1:32.989	
2 - 1:55.175	7 - 1:31.383	
3 - 1:45.924	8 - 1:37.098	
4 - 1:42.105	9 - 1:30.134	
5 - 1:36.412	10 - 1:28.567	
79	Andrew HIBBERD	Lotus 22
1 - X:00.000	6 - 1:40.691	
2 - 1:57.344	7 - 1:40.155	
3 - 1:51.962	8 - 1:38.588	
4 - 1:51.724	9 - 1:35.564	
5 - 1:48.157	10 - 1:33.148	
83	Barry WESTMORELAND	Lotus 22
1 - X:00.000	6 - 1:39.913	
2 - 2:05.513	7 - 1:36.733	
3 - 1:47.551	8 - 1:36.366	
4 - 1:46.648	9 - 1:34.540	
5 - 1:44.215	10 - 1:33.721	
84	Mark WOODHOUSE	Lotus 20
1 - X:00.000	6 - 4:27.708	
2 - 2:00.610	7 - 1:34.015	
3 - 1:47.663	8 - 1:32.583	
4 - 1:49.061		
5 - 2:06.797P		

Millers Oils/AMOC Historic formula junior Race GRID

ROW 13	4	WALKER	
ROW 12	33	BAIN	24
ROW 11	42	HAMILTON	28
ROW 10	21	MULLEN	43
ROW 9	36	REICHMAN	29
ROW 8	30	MUSSON	35
ROW 7	40	BRADSHAW	66
ROW 6	58	BEALE	14
ROW 5	16	GOODWIN	11
ROW 4	79	HIBBERD	83
ROW 3	60	GREEN	84
ROW 2	54	FYDA	5
ROW 1	65	JOWSEY	78
		POLE	



Donington Park
Circuit Length = 1.9573 miles.
Start: 09:05 End: 09:20

These results are provisional until the conclusion of any judicial and technical matters.

Clerk of Course:	Stewards:	Timekeeper:
------------------	-----------	-------------

HSCC Historic Roadsports race

QUALIFYING

POS	NO	CL	NAME	NAT	ENTRY	TIME	LAPS	GAP	MPH
1	18	A	Laurence BAILEY		TVR Griffith	1:25.120	11		82.78
2	69	70F	Andrew SHEPHERD		Lotus Seven Series II	1:26.779	11	1.659	81.19
3	90	C	Adam ORMANDY		Lotus Elan	1:26.893	11	1.773	81.09
4	54	70F	Chris HOLLAND		Lotus S4	1:28.356	10	3.236	79.74
5	10	D	Robert BARRIE		Porsche 911S	1:28.989	10	3.869	79.18
6	3	A	Martin ELDRIDGE		Ford Mustang	1:29.815	11	4.695	78.45
7	43	70C	Howard BENTHAM		Lotus Europa	1:29.879	11	4.759	78.39
8	27	B	Christopher BURBURY		Triumph TR5	1:29.905	11	4.785	78.37
9	22	C	John FITZGERALD		Lotus Elan S4	1:30.527	11	5.407	77.83
10	42	70C	Ross BRAITHWAITE		Lotus Europa	1:31.224	10	6.104	77.24
11	64	E	James BILDERBECK		Turner Climax MkII	1:31.915	10	6.795	76.66
12	63	B	Colin SHARP		Triumph TR4a	1:32.075	11	6.955	76.52
13	20	B	Rory BELL		Triumph TR5	1:32.283	10	7.163	76.35
14	2	Inv	Robin STAINER		AC Cobra	1:32.435	10	7.315	76.23
15	31	B	James OWEN		Triumph TR5	1:33.765	10	8.645	75.14
16	32	E	Patrick WARD-BOOTH		Ginetta G4	1:34.370	10	9.250	74.66
17	28	D	Nobu ASAI Porsche		911T	1:34.782	10	9.662	74.34
18	40	70C	Bill BRAITHWAITE		Lotus Elan	1:35.162	10	10.042	74.04
19	96	Inv	Nigel BARNETT		Ford Capri 3000E	1:36.867	10	11.747	72.74
20	74	Inv	Robin BATT		Jaguar E type series1	1:38.323	10	13.203	71.66
21	26	Inv	Melvin FLOYD		Jaguar XK120	1:38.722	10	13.602	71.37
22	66	D	Mark HOBLE		Lancia Flavia Zagato	1:39.835	9	14.715	70.57
23	70	70C	Simon ROBERTS		Lotus Esprit	1:39.837	9	14.717	70.57
24	67	Inv	Mark POTTER		Jaguar XK150	1:44.435	9	19.315	67.47
25	30	F	Timothy BURRETT		Lancia Aurelia B20	1:44.443	9	19.323	67.46
26	51	E	Mark WILSON		Ginetta G15	1:57.651	3	32.531	59.89
27	81	Inv	Kate ARTHURS		Austin Healey 100M	2:06.694	8	41.574	55.61

Donington Park
 Circuit Length = 1.9573 miles.
 Start: 09:29 End: 09:44

HSCC Historic Roadsports race LAP ANALYSIS

2	Robin STAINER	AC Cobra	
1 -	4:48.981	6 - 1:32.835	
2 -	1:54.729	7 - 1:32.724	
3 -	1:44.473	8 - 1:32.591	
4 -	1:39.435	9 - 1:33.766	
5 -	1:34.534	10 - 1:32.435	
3	Martin ELDRIDGE	Ford Mustang	
1 -	4:27.543	6 - 1:33.261	11 - 1:31.037
2 -	1:36.819	7 - 1:33.397	
3 -	1:31.758	8 - 1:33.855	
4 -	1:32.801	9 - 1:30.627	
5 -	1:32.725	10 - 1:29.815	
10	Robert BARRIE	Porsche 911S	
1 -	4:49.513	6 - 1:29.233	
2 -	1:42.766	7 - 1:28.989	
3 -	1:36.578	8 - 1:38.761	
4 -	1:32.162	9 - 1:38.708	
5 -	1:31.534	10 - 1:31.318	
18	Laurence BAILEY	TVR Griffith	
1 -	5:01.883	6 - 1:28.583	11 - 1:27.621
2 -	1:50.119	7 - 1:25.120	
3 -	1:36.486	8 - 1:25.284	
4 -	1:33.068	9 - 1:25.267	
5 -	1:29.945	10 - 1:25.924	
20	Rory BELL	Triumph TR5	
1 -	5:00.047	6 - 1:34.139	
2 -	1:49.230	7 - 1:33.397	
3 -	1:42.782	8 - 1:32.702	
4 -	1:39.864	9 - 1:33.429	
5 -	1:36.393	10 - 1:32.283	
22	John FITZGERALD	Lotus Elan S4	
1 -	4:31.542	6 - 1:30.764	11 - 1:30.914
2 -	1:42.034	7 - 1:30.527	
3 -	1:34.903	8 - 1:33.388	
4 -	1:33.513	9 - 1:30.874	
5 -	1:33.150	10 - 1:30.790	
26	Melvin FLOYD	Jaguar XK120	
1 -	5:00.610	6 - 1:38.722	
2 -	1:52.334	7 - 1:39.176	
3 -	1:41.352	8 - 1:39.409	
4 -	1:39.315	9 - 1:39.086	
5 -	1:39.384	10 - 1:39.766	

HSCC Historic Roadsports race LAP ANALYSIS

(contd.)

27	Christopher BURBURY	Triumph TR5
1 -	4:27.901	6 - 1:33.706
2 -	1:40.449	7 - 1:31.985
3 -	1:32.387	8 - 1:31.665
4 -	1:30.962	9 - 1:30.455
5 -	1:31.612	10 - 1:29.942
		11 - 1:29.905
28	Nobu ASAI Porsche	911T
1 -	4:50.140	6 - 1:35.724
2 -	1:48.376	7 - 1:37.369
3 -	1:42.860	8 - 1:34.985
4 -	1:38.600	9 - 1:34.782
5 -	1:36.870	10 - 1:34.905
30	Timothy BURRETT	Lancia Aurelia B20
1 -	4:58.780	6 - 1:44.443
2 -	1:57.292	7 - 1:44.882
3 -	1:48.799	8 - 1:47.044
4 -	1:44.727	9 - 1:45.504
5 -	1:47.143	
31	James OWEN	Triumph TR5
1 -	4:39.633	6 - 1:34.596
2 -	1:57.679	7 - 1:33.765
3 -	1:46.168	8 - 1:33.975
4 -	1:41.335	9 - 1:37.125
5 -	1:39.047	10 - 1:38.169
32	Patrick WARD-BOOTH	Ginetta G4
1 -	5:00.413	6 - 1:44.936
2 -	1:55.973	7 - 1:43.000
3 -	1:46.555	8 - 1:36.174
4 -	1:40.348	9 - 1:34.370
5 -	1:38.565	10 - 1:37.682
40	Bill BRAITHWAITE	Lotus Elan
1 -	4:37.764	6 - 1:43.330
2 -	1:58.492	7 - 1:37.855
3 -	1:57.703	8 - 1:37.921
4 -	1:42.380	9 - 1:36.679
5 -	1:42.569	10 - 1:35.162
42	Ross BRAITHWAITE	Lotus Europa
1 -	4:33.858	6 - 1:35.362
2 -	1:55.257	7 - 1:33.175
3 -	1:42.879	8 - 1:32.922
4 -	1:37.297	9 - 1:31.224
5 -	1:40.728	10 - 1:31.526

Donington Park
Circuit Length = 1.9573 miles.
Start: 09:29 End: 09:44

HSCC Historic Roadsports race

LAP ANALYSIS

(contd.)

43	Howard BENTHAM	Lotus Europa
1 - 4:24.122	6 - 1:34.554	11 - 1:29.879
2 - 1:41.040	7 - 1:32.276	
3 - 1:31.890	8 - 1:33.481	
4 - 1:32.197	9 - 1:31.129	
5 - 1:33.332	10 - 1:30.671	
51	Mark WILSON	Ginetta G15
1 - 4:59.747		
2 - 2:11.290		
3 - 1:57.651		
54	Chris HOLLAND	Lotus S4
1 - 4:33.527	6 - 1:30.213	
2 - 1:42.132	7 - 1:30.404	
3 - 1:34.450	8 - 1:38.934P	
4 - 1:31.306	9 - 2:17.997	
5 - 1:31.205	10 - 1:28.356	
63	Colin SHARP	Triumph TR4a
1 - 4:25.711	6 - 1:32.173	11 - 1:33.401
2 - 1:42.775	7 - 1:33.376	
3 - 1:34.158	8 - 1:34.197	
4 - 1:32.075	9 - 1:32.654	
5 - 1:32.826	10 - 1:33.673	
64	James BILDERBECK	Turner Climax MkII
1 - 4:40.178	6 - 1:33.929	
2 - 1:56.188	7 - 1:35.894	
3 - 1:44.718	8 - 1:32.293	
4 - 1:41.962	9 - 1:34.933	
5 - 1:36.630	10 - 1:31.915	
66	Mark HOBLE	Lancia Flavia Zagato
1 - 4:43.523	6 - 1:45.846	
2 - 1:57.818	7 - 1:39.835	
3 - 1:48.901	8 - 1:49.967	
4 - 1:45.357	9 - 1:40.010	
5 - 1:43.764		
67	Mark POTTER	Jaguar XK150
1 - 4:35.698	6 - 1:49.487	
2 - 1:58.261	7 - 1:47.156	
3 - 1:51.170	8 - 1:45.030	
4 - 1:46.022	9 - 1:44.435	
5 - 1:47.301		

Donington Park
 Circuit Length = 1.9573 miles.
 Start: 09:29 End: 09:44

HSCC Historic Roadsports race

LAP ANALYSIS

(contd.)

69	Andrew SHEPHERD	Lotus Seven Series II
1 - 4:20.056	6 - 1:30.450	11 - 1:27.133
2 - 1:46.311	7 - 1:32.552	
3 - 1:33.024	8 - 1:28.292	
4 - 1:29.546	9 - 1:26.779	
5 - 1:28.728	10 - 1:27.528	
70	Simon ROBERTS	Lotus Esprit
1 - 5:04.992	6 - 1:40.960	
2 - 2:06.449	7 - 1:40.173	
3 - 1:49.376	8 - 1:43.014	
4 - 1:44.477	9 - 1:39.837	
5 - 1:42.179		
74	Robin BATT	Jaguar E type series1
1 - 5:02.890	6 - 1:46.745	
2 - 1:53.967	7 - 1:45.430	
3 - 1:42.294	8 - 1:39.857	
4 - 1:40.056	9 - 1:39.948	
5 - 1:40.259	10 - 1:38.323	
81	Kate ARTHURS	Austin Healey 100M
1 - 4:58.444	6 - 2:06.694	
2 - 2:26.299	7 - 2:08.929	
3 - 2:16.765	8 - 2:09.229	
4 - 2:11.994		
5 - 2:12.084		
90	Adam ORMANDY	Lotus Elan
1 - 4:24.420	6 - 1:32.520	11 - 1:27.028
2 - 1:37.540	7 - 1:33.526	
3 - 1:29.377	8 - 1:29.777	
4 - 1:29.713	9 - 1:35.622	
5 - 1:35.260	10 - 1:26.893	
96	Nigel BARNETT	Ford Capri 3000E
1 - 4:42.436	6 - 1:42.922	
2 - 1:57.392	7 - 1:38.768	
3 - 1:47.642	8 - 1:43.180	
4 - 1:45.776	9 - 1:36.867	
5 - 1:44.204	10 - 1:37.502	

HSCC Historic Roadsports race GRID

ROW 14	81	ARTHURS	
ROW 13	30	BURRETT	51 WILSON
ROW 12	70	ROBERTS	67 POTTER
ROW 11	26	FLOYD	66 HOBLE
ROW 10	96	BARNETT	74 BATT
ROW 9	28	ASAI	40 BRAITHWAITE
ROW 8	31	OWEN	32 WARD-BOOTH
ROW 7	20	BELL	2 STAINER
ROW 6	64	BILDERBECK	63 SHARP
ROW 5	22	FITZGERALD	42 BRAITHWAITE
ROW 4	43	BENTHAM	27 BURBURY
ROW 3	10	BARRIE	3 ELDRIDGE
ROW 2	90	ORMANDY	54 HOLLAND
ROW 1	18	BAILEY	69 SHEPHERD
		POLE	

Donington Park
Circuit Length = 1.9573 miles.
Start: 09:29 End: 09:44

These results are provisional until the conclusion of any judicial and technical matters.

Clerk of Course:	Stewards:	Timekeeper:
------------------	-----------	-------------

HSCC Legends Historic Formula Ford Race QUALIFYING

POS	NO	CL	NAME	NAT	ENTRY	TIME	LAPS	GAP	MPH
1	1		Neil FOWLER		Lola T200	1:19.273	11		88.88
2	12		Jason MINSHAW		Merlyn Mk20	1:19.797	12	0.524	88.30
3	14		Guy MINSHAW		Merlyn Mk 20	1:19.970	11	0.697	88.11
4	83		John PEARSON		Merlyn Mk11A	1:20.143	12	0.870	87.92
5	8		John GOLDSMITH		Macon MR8B	1:20.791	11	1.518	87.21
6	52		Andrew NEWALL		Elden Mk8	1:21.124	11	1.851	86.85
7	33		Adam HAMPSON		Lola T204	1:21.351	11	2.078	86.61
8	41		Richard TROTT		Merlyn Mk20	1:21.559	11	2.286	86.39
9	77		Christopher SHARPLES		Palliser WDF1	1:21.743	11	2.470	86.20
10	11		Westie MITCHELL		Merlyn Mk 20	1:22.008	11	2.735	85.92
11	69		Dave LOWE		Lotus 69	1:22.457	11	3.184	85.45
12	42		Nigel BANCROFT		Crossle 20F	1:22.472	11	3.199	85.43
13	27		Dick DIXON		Lotus 61	1:24.053	11	4.780	83.83
14	48		Crispin SCHLAEFLI		Macon MR8	1:24.160	11	4.887	83.72
15	44		John BLADON		Merlyn Mk11A	1:24.417	11	5.144	83.47
16	47		Anthony DEMPSTER		Lola T200	1:24.983	11	5.710	82.91
17	31		Alastair GARRATT		Lola T200	1:25.086	11	5.813	82.81
18	23		Gil DUFFY		March 708	1:25.324	11	6.051	82.58
19	54		Alex MEEK		Merlyn MK20A	1:25.811	11	6.538	82.11
20	21		Neil BOWMAN		Macon MR7B	1:26.014	10	6.741	81.92
21	18		Michael CONDLIFFE		Alexis Mk18	1:27.273	7	8.000	80.73
22	39		Michael RICHINGS		Alesis 15	1:28.567	10	9.294	79.55
23	46		Michael BROMLEY		Merlyn Mk11A	1:28.675	10	9.402	79.46
24	56		Andrew GARSIDE		Alexis Mk14	1:28.748	10	9.475	79.39
25	99	N	Gregory THORNTON		Titan Mk4	1:28.876	10	9.603	79.28
26	63		Neil FENDER		Jamun T2	1:28.908	10	9.635	79.25
27	70		Paul SHIPLEY		Lotus 51	1:30.323	10	11.050	78.01
28	78		John SYKES		Merlyn Mk11A	1:31.660	10	12.387	76.87
29	89		Gary CRITCHER		Nike Mk 4/6	1:32.313	10	13.040	76.33
30	97	N	Alan HICKS		Lotus 61	1:33.365	10	14.092	75.47
31	59		Terence TUMBER		Lola T200	1:33.370	5	14.097	75.46

Donington Park
Circuit Length = 1.9573 miles.
Start: 09:47 End: 10:02

HSCC Legends Historic Formula Ford Race LAP ANALYSIS

1	Neil FOWLER	Lola T200
1 -	3:51.774	6 - 1:19.484 11 - 1:21.281
2 -	1:36.154	7 - 1:21.565
3 -	1:21.844	8 - 1:20.996
4 -	1:19.602	9 - 1:24.245
5 -	1:19.273	10 - 1:21.790
8	John GOLDSMITH	Macon MR8B
1 -	3:36.837	6 - 1:22.136 11 - 1:23.475
2 -	1:26.406	7 - 1:20.791
3 -	1:24.066	8 - 1:23.528
4 -	1:23.541	9 - 1:22.803
5 -	1:22.774	10 - 1:23.504
11	Westie MITCHELL	Merlyn Mk 20
1 -	3:43.864	6 - 1:22.128 11 - 1:24.727
2 -	1:32.337	7 - 1:22.476
3 -	1:25.035	8 - 1:22.008
4 -	1:22.317	9 - 1:24.175
5 -	1:22.249	10 - 1:36.951
12	Jason MINSHAW	Merlyn Mk20
1 -	3:35.278	6 - 1:19.797 11 - 1:20.350
2 -	1:23.257	7 - 1:20.643 12 - 1:25.085
3 -	1:20.496	8 - 1:21.935
4 -	1:20.641	9 - 1:20.680
5 -	1:20.494	10 - 1:19.910
14	Guy MINSHAW	Merlyn Mk 20
1 -	3:37.903	6 - 1:20.937 11 - 1:24.048
2 -	1:26.326	7 - 1:19.970
3 -	1:23.705	8 - 1:21.599
4 -	1:23.522	9 - 1:25.463
5 -	1:22.942	10 - 1:27.778
18	Michael CONDLIFFE	Alexis Mk18
1 -	3:45.743	6 - 1:27.561
2 -	1:36.021	7 - 1:42.021P
3 -	1:29.831	
4 -	1:27.273	
5 -	1:28.680	
21	Neil BOWMAN	Macon MR7B
1 -	3:56.978	6 - 1:27.593
2 -	1:38.195	7 - 1:27.782
3 -	1:30.225	8 - 1:26.014
4 -	1:33.708	9 - 1:28.062
5 -	1:30.986	10 - 1:27.981

HSCC Legends Historic Formula Ford Race

LAP ANALYSIS

(contd.)

23	Gil DUFFY	March 708
1 -	3:42.538	6 - 1:26.691
2 -	1:33.623	7 - 1:28.951
3 -	1:27.467	8 - 1:30.379
4 -	1:25.324	9 - 1:31.287
5 -	1:26.706	10 - 1:28.901
11 -	1:32.306	
27	Dick DIXON	Lotus 61
1 -	4:00.225	6 - 1:25.530
2 -	1:48.294	7 - 1:26.218
3 -	1:34.439	8 - 1:25.420
4 -	1:26.112	9 - 1:24.477
5 -	1:25.742	10 - 1:24.053
11 -	1:25.380	
31	Alastair GARRATT	Lola T200
1 -	3:54.992	6 - 1:28.006
2 -	1:39.207	7 - 1:25.636
3 -	1:35.977	8 - 1:25.221
4 -	1:29.566	9 - 1:25.225
5 -	1:31.115	10 - 1:25.110
11 -	1:25.086	
33	Adam HAMPSON	Lola T204
1 -	3:46.397	6 - 1:21.425
2 -	1:31.654	7 - 1:22.264
3 -	1:22.926	8 - 1:22.536
4 -	1:21.577	9 - 1:25.941
5 -	1:21.351	10 - 1:22.186
11 -	1:22.502	
39	Michael RICHINGS	Alesis 15
1 -	4:02.092	6 - 1:33.653
2 -	1:47.926	7 - 1:29.668
3 -	1:41.028	8 - 1:29.837
4 -	1:35.910	9 - 1:28.567
5 -	1:34.572	10 - 1:30.320
11 -	1:30.320	
41	Richard TROTT	Merlyn Mk20
1 -	3:38.475	6 - 1:23.787
2 -	1:27.913	7 - 1:22.795
3 -	1:24.099	8 - 1:23.023
4 -	1:22.409	9 - 1:24.430
5 -	1:29.338	10 - 1:23.160
11 -	1:21.559	
42	Nigel BANCROFT	Crossle 20F
1 -	3:36.543	6 - 1:23.408
2 -	1:27.093	7 - 1:22.980
3 -	1:23.283	8 - 1:22.472
4 -	1:24.220	9 - 1:23.981
5 -	1:23.876	10 - 1:23.195
11 -	1:22.964	

Donington Park
 Circuit Length = 1.9573 miles.
 Start: 09:47 End: 10:02

HSCC Legends Historic Formula Ford Race

LAP ANALYSIS

(contd.)

44	John BLADON	Merlyn Mk11A
1 -	3:53.573	6 - 1:24.562 11 - 1:27.979
2 -	1:32.986	7 - 1:24.417
3 -	1:29.183	8 - 1:26.388
4 -	1:25.154	9 - 1:25.196
5 -	1:25.370	10 - 1:24.937
46	Michael BROMLEY	Merlyn Mk11A
1 -	3:54.271	6 - 1:28.675
2 -	1:35.439	7 - 1:32.470
3 -	1:29.534	8 - 1:49.025
4 -	1:34.752	9 - 1:35.853
5 -	1:44.878	10 - 1:35.518
47	Anthony DEMPSTER	Lola T200
1 -	3:47.434	6 - 1:25.918 11 - 1:32.379
2 -	1:35.577	7 - 1:24.983
3 -	1:33.362	8 - 1:25.602
4 -	1:26.848	9 - 1:26.096
5 -	1:26.455	10 - 1:27.369
48	Crispin SCHLAEFLI	Macon MR8
1 -	3:43.013	6 - 1:24.160 11 - 1:26.472
2 -	1:35.189	7 - 1:26.684
3 -	1:28.182	8 - 1:25.432
4 -	1:25.883	9 - 1:25.625
5 -	1:25.423	10 - 1:25.352
52	Andrew NEWALL	Elden Mk8
1 -	3:43.934	6 - 1:23.104 11 - 1:23.047
2 -	1:23.486	7 - 1:21.587
3 -	1:21.124	8 - 1:22.385
4 -	1:23.713	9 - 1:23.093
5 -	1:27.409	10 - 1:21.792
54	Alex MEEK	Merlyn MK20A
1 -	3:39.887	6 - 1:27.515 11 - 1:39.740
2 -	1:29.502	7 - 1:38.412
3 -	1:26.833	8 - 1:28.656
4 -	1:26.070	9 - 1:28.248
5 -	1:25.811	10 - 1:27.601
56	Andrew GARSIDE	Alexis Mk14
1 -	3:50.477	6 - 1:32.248
2 -	1:37.110	7 - 2:09.049
3 -	1:30.699	8 - 1:35.544
4 -	1:30.637	9 - 1:35.816
5 -	1:28.748	10 - 1:35.039

Donington Park
 Circuit Length = 1.9573 miles.
 Start: 09:47 End: 10:02

HSCC Legends Historic Formula Ford Race

LAP ANALYSIS

(contd.)

59	Terence TUMBER	Lola T200
1 - X:00.000 2 - 1:39.815 3 - 1:38.002 4 - 1:34.576 5 - 1:33.370		
63	Neil FENDER	Jamun T2
1 - 3:56.145 6 - 1:29.170 2 - 1:40.094 7 - 1:30.120 3 - 1:33.488 8 - 1:30.798 4 - 1:28.908 9 - 1:30.338 5 - 1:31.831 10 - 1:29.808		
69	Dave LOWE	Lotus 69
1 - 3:59.148 6 - 1:23.055 11 - 1:29.244 2 - 1:45.781 7 - 1:22.750 3 - 1:29.860 8 - 1:22.952 4 - 1:25.232 9 - 1:22.773 5 - 1:28.024 10 - 1:22.457		
70	Paul SHIPLEY	Lotus 51
1 - 3:55.397 6 - 1:30.323 2 - 1:51.043 7 - 1:36.296 3 - 1:33.209 8 - 1:33.733 4 - 1:32.713 9 - 1:31.035 5 - 1:31.515 10 - 1:41.529		
77	Christopher SHARPLES	Palliser WDF1
1 - 3:49.415 6 - 1:24.040 11 - 1:23.420 2 - 1:30.908 7 - 1:23.056 3 - 1:23.517 8 - 1:24.905 4 - 1:21.743 9 - 1:29.756 5 - 1:22.749 10 - 1:25.984		
78	John SYKES	Merlyn Mk11A
1 - 3:43.381 6 - 1:34.488 2 - 1:39.274 7 - 1:35.243 3 - 1:36.442 8 - 1:36.476 4 - 1:34.407 9 - 1:33.024 5 - 1:36.183 10 - 1:31.660		
83	John PEARSON	Merlyn Mk11A
1 - 3:40.034 6 - 1:21.167 11 - 1:20.231 2 - 1:25.937 7 - 1:20.547 12 - 1:20.264 3 - 1:22.265 8 - 1:22.211 4 - 1:22.459 9 - 1:21.862 5 - 1:21.901 10 - 1:20.143		

Donington Park
 Circuit Length = 1.9573 miles.
 Start: 09:47 End: 10:02

HSCC Legends Historic Formula Ford Race LAP ANALYSIS

(contd.)


89	Gary CRITCHER	Nike Mk 4/6
1 - 4:00.033	6 - 1:34.671	
2 - 1:48.022	7 - 1:35.782	
3 - 1:37.707	8 - 1:32.313	
4 - 1:34.070	9 - 1:41.600	
5 - 1:32.833	10 - 1:40.208	
97	Alan HICKS	Lotus 61
1 - 3:49.325	6 - 1:33.365	
2 - 1:44.378	7 - 1:34.928	
3 - 1:37.396	8 - 1:36.837	
4 - 1:35.179	9 - 1:34.124	
5 - 1:33.448	10 - 1:54.314	
99	Gregory THORNTON	Titan Mk4
1 - 3:57.824	6 - 1:32.176	
2 - 2:09.292	7 - 1:31.202	
3 - 1:36.636	8 - 1:30.280	
4 - 1:32.324	9 - 1:28.876	
5 - 1:31.092	10 - 1:30.633	

Donington Park
Circuit Length = 1.9573 miles.
Start: 09:47 End: 10:02

HSCC Legends Historic Formula Ford Race GRID

ROW 16	59	TUMBER	
ROW 15	89	CRITCHER	97 HICKS
ROW 14	70	SHIPLEY	78 SYKES
ROW 13	99	THORNTON	63 FENDER
ROW 12	46	BROMLEY	56 GARSIDE
ROW 11	18	CONDLIFFE	39 RICHINGS
ROW 10	54	MEEK	21 BOWMAN
ROW 9	31	GARRATT	23 DUFFY
ROW 8	44	BLADON	47 DEMPSTER
ROW 7	27	DIXON	48 SCHLAEFLI
ROW 6	69	LOWE	42 BANCROFT
ROW 5	77	SHARPLES	11 MITCHELL
ROW 4	33	HAMPSON	41 TROTT
ROW 3	8	GOLDSMITH	52 NEWALL
ROW 2	14	MINSHAW	83 PEARSON
ROW 1	1	FOWLER	12 MINSHAW

POLE



Donington Park
Circuit Length = 1.9573 miles.
Start: 09:47 End: 10:02

These results are provisional until the conclusion of any judicial and technical matters.

Clerk of Course:	Stewards:	Timekeeper:
------------------	-----------	-------------

HSCC 70s Roadsports Championship Race

QUALIFYING

POS	NO	CL	NAME	NAT	ENTRY	TIME	LAPS	GAP	MPH
1	24	B	Charles BARTER		Datsun 240 Z	1:26.299	11		81.65
2	7	A	Richard THORNE		Morgan +8	1:29.642	10	3.343	78.60
3	27	B	Matthew BANNISTER		Datsun 240 Z	1:30.075	11	3.776	78.22
4	31	A	Mark BENNETT		MGB GT V8	1:31.138	10	4.839	77.31
5	51	B	Julian GAMMAGE		Triumph TR6	1:31.519	10	5.220	76.99
6	4	A	Robin GRAY		Pontiac Firebird	1:32.665	9	6.366	76.04
7	1	D2	Adam BAGNALL		Triumph GT6 Mk3	1:32.969	10	6.670	75.79
8	26	B	Paul STAFFORD		Datsun 240 Z	1:33.390	10	7.091	75.45
9	37	B	Ken DAVIES		Porsche 911E	1:34.232	9	7.933	74.77
10	9	B	Julian BARTER		TVR 3000M	1:34.743	4	8.444	74.37
11	36	B	Geoff PARKINSON		TVR 3000M	1:35.138	10	8.839	74.06
12	12	B	Neil CONDLIFFE		TVR 3000M	1:35.232	10	8.933	73.99
13	14	D1	Jai SHARMA		Lancia Fulvia	1:35.762	10	9.463	73.58
14	77	A	Andrew SHARPE		Porsche 928	1:36.430	7	10.131	73.07
15	55	D2	Jason KENNEDY		Lancia Beta Coupe	1:37.110	10	10.811	72.56
16	62	D2	James CALVERT		VW Porsche 914/4	1:37.125	10	10.826	72.54
17	53	E	Lucy HAMMOND		Triumph Spitfirs	1:38.613	10	12.314	71.45
18	63	D1	Jeremy ANSTEAD		Fiat X19	1:39.396	10	13.097	70.89
19	48	D1	Guy HARTNELL		Lancia Fulvia HF	1:39.803	10	13.504	70.60
20	33	B	Clive FOSKETT		Datsun 240 Z	1:40.434	9	14.135	70.15
21	21	B	Peter GREGORY		Masariti Merak	1:40.615	10	14.316	70.03
22	52	D2	Graham HALL		Alfa Romeo 2000 GTV	1:41.117	10	14.818	69.68
23	66	E	Louise KENNEDY		Lancia Fulvia Sport Zagato	1:41.202	7	14.903	69.62
24	65	D2	Stephen COOKE		Triumph GT6 Mk3	1:41.341	10	15.042	69.53
25	10	D1	Nigel ASHLEY		Alfa Romeo GT Junior	1:41.605	7	15.306	69.35
26	50	D2	Matthew HAMMOND		Triumph TR7	1:41.648	9	15.349	69.32
27	34	D2	Sarah HUTCHINSON		Lancia Beta	1:45.596	8	19.297	66.72
28	60	D2	David MARSHALL		Lancia Beta Monte Carlo	1:46.049	9	19.750	66.44
29	5	A	Colin JASPER		Ford Mustang	1:49.086	3	22.787	64.59

Donington Park
 Circuit Length = 1.9573 miles.
 Start: 10:13 End: 10:28

These results are provisional until the conclusion of any judicial and technical matters.

Clerk of Course:	Stewards:	Timekeeper:
------------------	-----------	-------------

HSCC 70s Roadsports Championship Race

LAP ANALYSIS

1	Adam BAGNALL	Triumph GT6 Mk3
1 -	7:00.329	6 - 1:40.278
2 -	1:51.121	7 - 1:40.170
3 -	1:41.697	8 - 1:32.987
4 -	1:40.875	9 - 1:32.969
5 -	1:43.314	10 - 1:34.366
4	Robin GRAY	Pontiac Firebird
1 -	7:13.970	6 - 1:34.549
2 -	1:42.075	7 - 1:36.646
3 -	1:40.957	8 - 1:35.667
4 -	1:35.730	9 - 1:32.665
5 -	1:33.115	
5	Colin JASPER	Ford Mustang
1 -	7:28.977	
2 -	1:49.086	
3 -	1:54.732P	
7	Richard THORNE	Morgan +8
1 -	7:25.739	6 - 1:31.085
2 -	1:46.882	7 - 1:30.490
3 -	1:38.238	8 - 1:32.151
4 -	1:37.377	9 - 1:29.642
5 -	1:32.096	10 - 1:30.621
9	Julian BARTER	TVR 3000M
1 -	7:31.816	
2 -	1:47.853	
3 -	1:48.185	
4 -	1:34.743	
10	Nigel ASHLEY	Alfa Romeo GT Junior
1 -	7:07.504	6 - 1:43.177
2 -	1:52.384	7 - 1:41.605
3 -	1:48.054	
4 -	1:50.059	
5 -	1:44.210	
12	Neil CONDLIFFE	TVR 3000M
1 -	6:48.182	6 - 1:37.598
2 -	1:53.023	7 - 1:36.891
3 -	1:45.624	8 - 1:37.678
4 -	1:40.158	9 - 1:35.232
5 -	1:37.521	10 - 1:38.109

Donington Park
 Circuit Length = 1.9573 miles.
 Start: 10:13 End: 10:28

Printed - 13:10 Sunday, 11 April 2004

HSCC 70s Roadsports Championship Race

LAP ANALYSIS

(contd.)

14	Jai SHARMA	Lancia Fulvia	
1 -	7:33.864	6 - 1:39.302	
2 -	1:50.501	7 - 1:41.349	
3 -	1:46.436	8 - 1:37.712	
4 -	1:41.679	9 - 1:36.515	
5 -	1:39.605	10 - 1:35.762	
21	Peter GREGORY	Masariti Merak	
1 -	7:02.813	6 - 1:42.639	
2 -	1:53.811	7 - 1:41.425	
3 -	1:48.618	8 - 1:40.800	
4 -	1:43.094	9 - 1:40.615	
5 -	1:42.615	10 - 1:41.672	
24	Charles BARTER	Datsun 240 Z	
1 -	6:53.170	6 - 1:27.072	11 - 1:28.281
2 -	1:42.219	7 - 1:28.759	
3 -	1:28.282	8 - 1:26.299	
4 -	1:28.215	9 - 1:28.933	
5 -	1:28.194	10 - 1:27.567	
26	Paul STAFFORD	Datsun 240 Z	
1 -	7:23.420	6 - 1:34.484	
2 -	1:46.648	7 - 1:33.849	
3 -	1:35.274	8 - 1:36.508	
4 -	1:33.390	9 - 1:49.319	
5 -	1:34.762	10 - 1:54.013	
27	Matthew BANNISTER	Datsun 240 Z	
1 -	6:58.762	6 - 1:31.038	11 - 1:31.215
2 -	1:45.707	7 - 1:30.075	
3 -	1:36.266	8 - 1:35.110	
4 -	1:32.255	9 - 1:30.982	
5 -	1:31.264	10 - 1:30.551	
31	Mark BENNETT	MGB GT V8	
1 -	6:51.488	6 - 1:34.385	
2 -	1:48.613	7 - 1:31.138	
3 -	1:37.303	8 - 1:32.182	
4 -	1:33.783	9 - 1:37.385	
5 -	1:34.469	10 - 1:35.380	
33	Clive FOSKETT	Datsun 240 Z	
1 -	7:31.448	6 - 1:41.232	
2 -	1:51.109	7 - 1:40.434	
3 -	1:52.600	8 - 1:42.479	
4 -	1:43.022	9 - 1:41.611	
5 -	1:42.151		

Donington Park
 Circuit Length = 1.9573 miles.
 Start: 10:13 End: 10:28

HSCC 70s Roadsports Championship Race

LAP ANALYSIS

(contd.)

34	Sarah HUTCHINSON	Lancia Beta
1 -	6:52.236	6 - 1:45.596
2 -	1:58.371	7 - 1:49.049
3 -	1:53.344	8 - 1:46.846
4 -	1:48.495	
5 -	1:46.851	
36	Geoff PARKINSON	TVR 3000M
1 -	7:03.975	6 - 1:35.897
2 -	1:50.859	7 - 1:35.989
3 -	1:41.527	8 - 1:35.199
4 -	1:39.323	9 - 1:35.568
5 -	1:37.278	10 - 1:35.138
37	Ken DAVIES	Porsche 911E
1 -	6:49.608	6 - 1:34.494
2 -	1:53.240	7 - 1:34.855
3 -	1:45.209	8 - 1:45.636
4 -	1:36.579	9 - 1:46.987P
5 -	1:34.232	
48	Guy HARTNELL	Lancia Fulvia HF
1 -	6:41.090	6 - 1:41.402
2 -	1:56.695	7 - 1:39.803
3 -	1:51.792	8 - 1:54.059
4 -	1:46.260	9 - 1:43.942
5 -	1:43.394	10 - 1:41.495
50	Matthew HAMMOND	Triumph TR7
1 -	6:57.580	6 - 1:46.771
2 -	1:55.907	7 - 1:43.747
3 -	1:53.150	8 - 1:41.877
4 -	1:49.882	9 - 1:41.648
5 -	1:45.407	
51	Julian GAMMAGE	Triumph TR6
1 -	6:46.216	6 - 1:33.462
2 -	1:52.553	7 - 1:32.963
3 -	1:41.382	8 - 1:31.519
4 -	1:36.994	9 - 1:32.717
5 -	1:34.479	10 - 1:33.370
52	Graham HALL	Alfa Romeo 2000 GTV
1 -	6:58.066	6 - 1:42.863
2 -	1:56.708	7 - 1:42.368
3 -	1:52.248	8 - 1:41.117
4 -	1:46.414	9 - 1:42.182
5 -	1:44.298	10 - 1:43.937

Donington Park
 Circuit Length = 1.9573 miles.
 Start: 10:13 End: 10:28

Printed - 13:10 Sunday, 11 April 2004

HSCC 70s Roadsports Championship Race

LAP ANALYSIS

(contd.)

53	Lucy HAMMOND	Triumph Spitfirs
1 -	6:56.114	6 - 1:42.099
2 -	1:49.595	7 - 1:39.139
3 -	1:43.459	8 - 1:38.613
4 -	1:40.130	9 - 1:39.564
5 -	1:41.031	10 - 1:42.409
55	Jason KENNEDY	Lancia Beta Coupe
1 -	6:32.030	6 - 1:39.438
2 -	1:45.068	7 - 1:37.429
3 -	1:40.345	8 - 1:37.110
4 -	1:39.363	9 - 1:40.110
5 -	1:39.021	10 - 1:39.097
60	David MARSHALL	Lancia Beta Monte Carlo
1 -	7:06.412	6 - 1:50.094
2 -	2:01.502	7 - 1:48.558
3 -	2:02.783	8 - 1:46.049
4 -	1:59.390	9 - 1:46.268
5 -	1:54.351	
62	James CALVERT	VW Porsche 914/4
1 -	6:45.272	6 - 1:41.713
2 -	1:54.653	7 - 1:38.508
3 -	1:56.977	8 - 1:37.125
4 -	1:46.002	9 - 1:37.545
5 -	1:41.096	10 - 1:38.877
63	Jeremy ANSTEAD	Fiat X19
1 -	6:42.216	6 - 1:39.683
2 -	1:49.656	7 - 1:41.222
3 -	1:42.639	8 - 1:39.534
4 -	1:41.847	9 - 1:39.864
5 -	1:40.441	10 - 1:39.396
65	Stephen COOKE	Triumph GT6 Mk3
1 -	6:41.929	6 - 1:46.370
2 -	1:55.566	7 - 1:45.335
3 -	1:53.634	8 - 1:44.630
4 -	1:46.554	9 - 1:41.341
5 -	1:45.014	10 - 1:42.129
66	Louise KENNEDY	Lancia Fulvia Sport Zagato
1 -	6:33.536	6 - 1:41.202
2 -	1:49.388	7 - 1:52.348P
3 -	1:43.323	
4 -	1:41.748	
5 -	1:42.087	

Donington Park
 Circuit Length = 1.9573 miles.
 Start: 10:13 End: 10:28

Printed - 13:10 Sunday, 11 April 2004

HSCC 70s Roadsports Championship Race LAP ANALYSIS

(contd.)

77	Andrew SHARPE	Porsche 928
1 - X:00.000P	6 - 1:38.774	
2 - 1:46.523	7 - 1:37.673	
3 - 1:36.511		
4 - 1:36.430		
5 - 1:38.733		

HSCC 70s Roadsports Championship Race GRID

ROW 15	5	JASPER	
ROW 14	34	HUTCHINSON	60 MARSHALL
ROW 13	10	ASHLEY	50 HAMMOND
ROW 12	66	KENNEDY	65 COOKE
ROW 11	21	GREGORY	52 HALL
ROW 10	48	HARTNELL	33 FOSKETT
ROW 9	53	HAMMOND	63 ANSTEAD
ROW 8	55	KENNEDY	62 CALVERT
ROW 7	14	SHARMA	77 SHARPE
ROW 6	36	PARKINSON	12 CONDLIFFE
ROW 5	37	DAVIES	9 BARTER
ROW 4	1	BAGNALL	26 STAFFORD
ROW 3	51	GAMMAGE	4 GRAY
ROW 2	27	BANNISTER	31 BENNETT
ROW 1	24	BARTER	7 THORNE
		POLE	

Donington Park
Circuit Length = 1.9573 miles.
Start: 10:13 End: 10:28

These results are provisional until the conclusion of any judicial and technical matters.

Clerk of Course:	Stewards:	Timekeeper:
------------------	-----------	-------------

HSCC Derek Bell Trophy Race

QUALIFYING

POS	NO	CL	NAME	NAT	ENTRY	TIME	LAPS	GAP	MPH
1	40	A	Simon HADFIELD		Chevron B37	1:07.901	13		103.77
2	48	C	Stuart TILLEY		Modus M1	1:14.207	12	6.306	94.95
3	11	B	Tim BARRINGTON		Lola T240	1:14.902	12	7.001	94.07
4	98	A	Steven FITZSIMMONS		Lola T400	1:15.640	11	7.739	93.15
5	1	Inv	Paul SMITH		Reynard SF79	1:17.228	11	9.327	91.24
6	99	C	Patrick SUMNER		Kitchiner K4B	1:17.423	9	9.522	91.01
7	61	B	D. STREVE-MUELHENS		March 712M	1:18.105	11	10.204	90.21
8	66	A	Michael SCOTT		Lola T300	1:18.199	9	10.298	90.10
9	12	B	Andrew PEACH		March 782	1:19.011	4	11.110	89.18
10	80	C	Chris BALL		Brabham BT28/29	1:19.069	11	11.168	89.11
11	65	A	Frank LYONS		Lola T332	1:19.791	3	11.890	88.30
12	59	B	Nick WADHAM		Tecno F2 69	1:20.478	9	12.577	87.55
13	36	C	James LEDAMUN		Crossle F2	1:23.944	10	16.043	83.94
14	62	C	John RAND		Lotus 59/69 B	1:24.188	11	16.287	83.69
15	71	B	Alain DEWAGTER		Chevron B48	1:24.433	8	16.532	83.45
16	28	A	Keith NORRIS		Chevron B28	1:24.859	7	16.958	83.03
17	34	A	Anthony GODDARD		Surtees TS11	1:25.786	3	17.885	82.13
18	93	A	David WOOD		Lola T142	1:38.761	8	30.860	71.34
19	55	A	Judith LYONS		McLaren M18	1:45.478	9	37.577	66.80

Donington Park
 Circuit Length = 1.9573 miles.
 Start: 10:42 End: 10:57

HSCC Derek Bell Trophy Race

LAP ANALYSIS

1	Paul SMITH	Reynard SF79
1 - X:00.000	6 - 1:19.113	11 - 1:19.926
2 - 1:22.630	7 - 1:28.805	
3 - 1:22.477	8 - 1:17.228	
4 - 1:23.697	9 - 1:19.969	
5 - 1:21.132	10 - 1:18.910	
11	Tim BARRINGTON	Lola T240
1 - X:00.000	6 - 1:18.020	11 - 1:16.921
2 - 1:29.753	7 - 1:17.938	12 - 1:16.878
3 - 1:22.435	8 - 1:16.614	
4 - 1:26.480	9 - 1:15.629	
5 - 1:23.407	10 - 1:14.902	
12	Andrew PEACH	March 782
1 - X:00.000		
2 - 1:21.713		
3 - 1:24.340		
4 - 1:19.011		
28	Keith NORRIS	Chevron B28
1 - X:00.000	6 - 1:28.117	
2 - 1:36.087	7 - 1:27.603	
3 - 1:31.067		
4 - 1:24.859		
5 - 1:36.708		
34	Anthony GODDARD	Surtees TS11
1 - X:00.000		
2 - 1:28.359		
3 - 1:25.786		
36	James LEDAMUN	Crossle F2
1 - X:00.000	6 - 1:29.233	
2 - 1:33.612	7 - 1:25.003	
3 - 1:30.444	8 - 1:26.645	
4 - 1:32.417	9 - 1:23.944	
5 - 1:55.577	10 - 1:32.473P	
40	Simon HADFIELD	Chevron B37
1 - X:00.000	6 - 1:12.973	11 - 1:08.459
2 - 1:18.342	7 - 1:13.188	12 - 1:11.374
3 - 1:15.496	8 - 1:11.450	13 - 1:07.901
4 - 1:13.080	9 - 1:10.703	
5 - 1:16.204	10 - 1:10.758	

HSCC Derek Bell Trophy Race

LAP ANALYSIS

(contd.)

48	Stuart TILLEY	Modus M1
1 - X:00.000	6 - 1:19.914	11 - 1:14.207
2 - 1:22.188	7 - 1:17.285	12 - 1:16.334
3 - 1:19.187	8 - 1:14.492	
4 - 1:17.327	9 - 1:16.304	
5 - 1:15.201	10 - 1:14.936	
55	Judith LYONS	McLaren M18
1 - X:00.000	6 - 1:46.489	
2 - 1:49.752	7 - 1:50.883	
3 - 1:50.825	8 - 1:50.624	
4 - 1:54.169	9 - 1:45.478	
5 - 1:50.200		
59	Nick WADHAM	Tecno F2 69
1 - X:00.000	6 - 1:34.854P	
2 - 1:30.440	7 - 4:16.784	
3 - 1:26.632	8 - 1:24.216	
4 - 1:26.856	9 - 1:20.478	
5 - 1:25.513		
61	D. STREVE-MUELHENS	March 712M
1 - X:00.000	6 - 1:22.503	11 - 1:18.105
2 - 1:28.619	7 - 1:20.076	
3 - 1:23.919	8 - 1:20.846	
4 - 1:25.213	9 - 1:21.136	
5 - 1:25.948	10 - 1:22.309	
62	John RAND	Lotus 59/69 B
1 - X:00.000	6 - 1:25.290	11 - 1:24.916
2 - 1:32.447	7 - 1:24.188	
3 - 1:30.322	8 - 1:25.514	
4 - 1:31.825	9 - 1:27.428	
5 - 1:25.696	10 - 1:27.105	
65	Frank LYONS	Lola T332
1 - X:00.000		
2 - 1:22.854		
3 - 1:19.791		
66	Michael SCOTT	Lola T300
1 - X:00.000	6 - 1:21.583	
2 - 1:34.898	7 - 1:20.222	
3 - 1:25.842	8 - 1:18.579	
4 - 1:25.293	9 - 1:18.199	
5 - 1:19.485		

Donington Park
 Circuit Length = 1.9573 miles.
 Start: 10:42 End: 10:57

Printed - 13:18 Sunday, 11 April 2004

HSCC Derek Bell Trophy Race

LAP ANALYSIS

(contd.)


71	Alain DEWAGTER	Chevron B48
1 - X:00.000	6 - 1:26.106	
2 - 1:31.594	7 - 1:27.044	
3 - 1:27.578	8 - 1:24.433	
4 - 1:26.164		
5 - 1:25.690		
80	Chris BALL	Brabham BT28/29
1 - X:00.000	6 - 1:20.480	11 - 1:21.182
2 - 1:35.283	7 - 1:19.069	
3 - 1:26.083	8 - 1:19.183	
4 - 1:25.461	9 - 1:29.708	
5 - 1:28.490	10 - 1:19.214	
93	David WOOD	Lola T142
1 - X:00.000	6 - 1:41.170	
2 - 1:48.624	7 - 1:38.761	
3 - 1:42.331	8 - 1:42.574	
4 - 1:40.787		
5 - 1:40.770		
98	Steven FITZSIMMONS	Lola T400
1 - X:00.000	6 - 1:20.044	11 - 1:59.015P
2 - 1:19.440	7 - 1:18.231	
3 - 1:20.033	8 - 1:15.640	
4 - 1:17.742	9 - 1:18.427	
5 - 1:18.286	10 - 1:16.381	
99	Patrick SUMNER	Kitchiner K4B
1 - X:00.000	6 - 1:19.762	
2 - 1:50.440	7 - 1:20.201	
3 - 1:25.157	8 - 1:18.947	
4 - 1:24.069	9 - 1:17.423	
5 - 1:21.340		

HSCC Derek Bell Trophy Race

GRID

ROW 10	55	LYONS	
ROW 9	34	GODDARD	93 WOOD
ROW 8	71	DEWAGTER	28 NORRIS
ROW 7	36	LEDAMUN	62 RAND
ROW 6	65	LYONS	59 WADHAM
ROW 5	12	PEACH	80 BALL
ROW 4	61	D. STREVE-MUELHENS	66 SCOTT
ROW 3	1	SMITH	99 SUMNER
ROW 2	11	BARRINGTON	98 FITZSIMMONS
ROW 1	40	HADFIELD	48 TILLEY

POLE



Donington Park
 Circuit Length = 1.9573 miles.
 Start: 10:42 End: 10:57

These results are provisional until the conclusion of any judicial and technical matters.

Clerk of Course:	Stewards:	Timekeeper:
------------------	-----------	-------------

HSCC/HRSR Historic Racing saloons Race

QUALIFYING

POS	NO	CL	NAME	NAT	ENTRY	TIME	LAPS	GAP	MPH
1	21	A	Graeme DODD		Jaguar MkII	1:26.732	11		81.24
2	48	C	Christopher SANDERS		Ford Lotus Cortina	1:27.116	11	0.384	80.88
3	47	K3	Kerry MICHAEL		Ford Lotus Cortina	1:27.749	11	1.017	80.30
4	30	C	Simon GARRAD		Alfa Romeo GTA	1:27.915	11	1.183	80.14
5	46	C	Daniel COX		Anglia 105E	1:27.950	6	1.218	80.11
6	55	K3	P. CHRISTOFOROU		Ford Lotus Cortina	1:28.433	10	1.701	79.67
7	15	K1	David LOUDON		Ford Mustang	1:28.477	11	1.745	79.64
8	49	C	Nick STAGG		Ford Lotus Cortina	1:28.531	11	1.799	79.59
9	54	C	Neil WOOD		Ford Anglia 105E HRSR	1:28.980	11	2.248	79.18
10	31	B	Les ELY		BMW 2000 HRSR	1:29.015	10	2.283	79.15
11	13	K1	Nigel VAULKHARD		Ford Mustang	1:29.192	7	2.460	79.00
12	74	K3	Michael STEELE		Ford Lotus Cortina	1:29.506	11	2.774	78.72
13	4	K1	Richard OLDWORTH		Ford Falcon Sprint	1:29.573	11	2.841	78.66
14	23	A	Roger COPE		Jaguar S Type	1:29.870	11	3.138	78.40
15	3	A	Jamie BOOT		Ford Mustang	1:30.700	10	3.968	77.68
16	85	D	Roger GODFREY		Austin Cooper S	1:30.782	9	4.050	77.61
17	35	B	James DODD		Alfa Romeo Giulia Sprint GT	1:30.914	10	4.182	77.50
18	77	D	Roger EBDON		Morris Mini	1:31.440	11	4.708	77.05
19	7	A	Tony PEARSON		Jaguar S Type	1:32.897	10	6.165	75.85
20	53	K3	Robert HARTLEY		Ford Lotus Cortina	1:33.075	7	6.343	75.70
21	83	D	Alan HARPER		Morris Mini Cooper S	1:35.103	10	8.371	74.09
22	1	E	Adrian OLIVER		Hillman Imp	1:35.257	10	8.525	73.97
23	88	E	Martin BRAMWELL		Hillman Imp	1:36.166	10	9.434	73.27
24	93	E	Andrew JONES		Singer Chamois	1:37.186	9	10.454	72.50
25	98	E	Alan KITSON		Singer Chamois	1:38.134	10	11.402	71.80
26	64	C	Christian FLACKETT		Alfa Romeo Giulia Sprint GT	1:39.060	10	12.328	71.13
27	33	B	James FULLER		Alfa Romeo Giulia Sprint	1:39.258	8	12.526	70.99
28	92	E	Jeff SMITH		Hillman Imp	1:41.651	9	14.919	69.31
29	96	E	James EVANS		Hillman Imp	1:42.389	9	15.657	68.81
30	95	E	Peter UPTON		Hillman Imp	1:42.681	9	15.949	68.62
31	91	E	Vince FROST		Hillman Imp	1:43.218	9	16.486	68.26
32	51	C	Joe ALLENBY-BYRNE		Ford Cortina GT	1:43.485	9	16.753	68.09
33	42	K3	Mark CURTIS		Alfa Romeo Giulia Super	1:52.281	9	25.549	62.75

RESERVE - CAR 49

Donington Park
 Circuit Length = 1.9573 miles.
 Start: 11:05 End: 11:20

www.mstworld.com

Printed - 13:23 Sunday, 11 April 2004

HSCC/HRSR Historic Racing saloons Race

LAP ANALYSIS

1	Adrian OLIVER	Hillman Imp	
1 -	6:22.663	6 - 1:36.347	
2 -	1:54.217	7 - 1:37.296	
3 -	1:40.354	8 - 1:38.110	
4 -	1:37.117	9 - 1:37.210	
5 -	1:36.540	10 - 1:35.257	
3	Jamie BOOT	Ford Mustang	
1 -	6:18.117	6 - 1:32.372	
2 -	1:48.327	7 - 1:33.420	
3 -	1:38.303	8 - 1:35.226	
4 -	1:34.459	9 - 1:35.196	
5 -	1:32.222	10 - 1:30.700	
4	Richard OLDWORTH	Ford Falcon Sprint	
1 -	6:25.202	6 - 1:31.228	11 - 1:30.980
2 -	1:39.292	7 - 1:29.947	
3 -	1:31.597	8 - 1:38.537	
4 -	1:31.923	9 - 1:31.999	
5 -	1:29.573	10 - 1:29.853	
7	Tony PEARSON	Jaguar S Type	
1 -	6:08.545	6 - 1:33.926	
2 -	1:44.003	7 - 1:40.597	
3 -	1:39.199	8 - 1:35.930	
4 -	1:35.909	9 - 1:36.572	
5 -	1:33.956	10 - 1:32.897	
13	Nigel VAULKHARD	Ford Mustang	
1 -	6:10.682	6 - 6:49.331	
2 -	1:45.960	7 - 1:29.192	
3 -	1:37.144		
4 -	1:35.339		
5 -	1:36.834P		
15	David LOUDON	Ford Mustang	
1 -	5:49.582	6 - 1:30.900	11 - 1:44.423
2 -	1:35.815	7 - 1:29.695	
3 -	1:29.920	8 - 1:28.477	
4 -	1:28.878	9 - 1:28.808	
5 -	1:48.376	10 - 1:52.710	
21	Graeme DODD	Jaguar MkII	
1 -	5:58.048	6 - 1:28.920	11 - 1:26.732
2 -	1:43.944	7 - 1:28.810	
3 -	1:37.639	8 - 1:27.614	
4 -	1:28.985	9 - 1:27.216	
5 -	1:31.386	10 - 1:28.298	

HSCC/HRSR Historic Racing saloons Race

LAP ANALYSIS

(contd.)

23	Roger COPE	Jaguar S Type
1 -	6:07.308	6 - 1:32.931 11 - 1:30.962
2 -	1:43.961	7 - 1:30.978
3 -	1:36.813	8 - 1:37.772
4 -	1:32.957	9 - 1:31.700
5 -	1:33.122	10 - 1:29.870
30	Simon GARRAD	Alfa Romeo GTA
1 -	5:53.310	6 - 1:32.745 11 - 1:27.998
2 -	1:42.415	7 - 1:29.731
3 -	1:29.823	8 - 1:27.915
4 -	1:36.640	9 - 1:30.488
5 -	1:33.768	10 - 1:32.313
31	Les ELY	BMW 2000 HRSR
1 -	5:59.981	6 - 1:29.711
2 -	1:43.811	7 - 1:30.769
3 -	1:30.022	8 - 1:29.015
4 -	1:31.072	9 - 1:33.728
5 -	1:30.855	10 - 1:48.646P
33	James FULLER	Alfa Romeo Giulia Sprint
1 -	6:17.523	6 - 1:40.682
2 -	1:49.912	7 - 1:39.526
3 -	1:42.547	8 - 1:39.258
4 -	2:37.770P	
5 -	3:30.754	
35	James DODD	Alfa Romeo Giulia Sprint GT
1 -	6:03.980	6 - 1:33.068
2 -	1:44.348	7 - 3:14.245
3 -	1:34.811	8 - 1:35.472
4 -	1:31.837	9 - 1:30.987
5 -	1:30.988	10 - 1:30.914
42	Mark CURTIS	Alfa Romeo Guila Super
1 -	6:15.362	6 - 1:55.242
2 -	2:00.570	7 - 1:55.124
3 -	2:01.201	8 - 1:58.771
4 -	1:54.528	9 - 1:52.281
5 -	1:58.149	
46	Daniel COX	Anglia 105E
1 -	6:18.960	6 - 1:27.950
2 -	1:39.019	
3 -	1:33.137	
4 -	1:31.604	
5 -	1:29.894	

HSCC/HRSR Historic Racing saloons Race

LAP ANALYSIS

(contd.)

47	Kerry MICHAEL	Ford Lotus Cortina
1 - 5:59.601	6 - 1:30.907	11 - 1:27.749
2 - 1:43.570	7 - 1:28.859	
3 - 1:29.864	8 - 1:28.646	
4 - 1:30.453	9 - 1:28.641	
5 - 1:30.301	10 - 1:30.423	
48	Christopher SANDERS	Ford Lotus Cortina
1 - 5:58.881	6 - 1:28.904	11 - 1:27.116
2 - 1:42.577	7 - 1:28.132	
3 - 1:29.100	8 - 1:27.624	
4 - 1:30.497	9 - 1:27.369	
5 - 1:29.640	10 - 1:30.797	
49	Nick STAGG	Ford Lotus Cortina
1 - 5:54.550	6 - 1:30.518	11 - 1:28.531
2 - 1:42.514	7 - 1:29.084	
3 - 1:31.432	8 - 1:28.778	
4 - 1:32.321	9 - 1:28.886	
5 - 1:30.468	10 - 1:30.127	
51	Joe ALLENBY-BYRNE	Ford Cortina GT
1 - 6:20.471	6 - 1:43.485	
2 - 1:58.749	7 - 1:52.325	
3 - 1:51.571	8 - 1:47.835	
4 - 1:49.331	9 - 1:44.513	
5 - 1:47.350		
53	Robert HARTLEY	Ford Lotus Cortina
1 - 5:59.202	6 - 1:34.401	
2 - 1:39.678	7 - 1:34.577	
3 - 1:33.892		
4 - 1:34.660		
5 - 1:33.075		
54	Neil WOOD	Ford Anglia 105E HRSR
1 - 6:20.291	6 - 1:31.344	11 - 1:29.961
2 - 1:38.003	7 - 1:29.850	
3 - 1:33.673	8 - 1:36.563	
4 - 1:34.881	9 - 1:30.801	
5 - 1:28.980	10 - 1:29.445	
55	P. CHRISTOFOROU	Ford Lotus Cortina
1 - 5:53.595	6 - 1:31.048	
2 - 1:44.087	7 - 1:31.128	
3 - 1:31.616	8 - 1:28.433	
4 - 1:32.657	9 - 1:32.810	
5 - 1:31.255	10 - 1:32.937	

HSCC/HRSR Historic Racing saloons Race

LAP ANALYSIS

(contd.)

64	Christian FLACKETT	Alfa Romeo Giulia Sprint GT	
1 -	6:08.765	6 - 1:40.011	
2 -	1:49.304	7 - 1:39.690	
3 -	1:41.983	8 - 1:46.445	
4 -	1:44.274	9 - 1:45.143	
5 -	1:40.350	10 - 1:39.060	
74	Michael STEELE	Ford Lotus Cortina	
1 -	6:12.170	6 - 1:31.167	11 - 1:30.420
2 -	1:40.725	7 - 1:30.968	
3 -	1:35.873	8 - 1:35.546	
4 -	1:32.721	9 - 1:31.847	
5 -	1:32.995	10 - 1:29.506	
77	Roger EBDON	Morris Mini	
1 -	6:02.989	6 - 1:34.055	11 - 1:32.571
2 -	1:46.259	7 - 1:33.099	
3 -	1:36.710	8 - 1:36.847	
4 -	1:34.295	9 - 1:32.491	
5 -	1:35.169	10 - 1:31.440	
83	Alan HARPER	Morris Mini Cooper S	
1 -	6:04.595	6 - 1:36.577	
2 -	1:45.537	7 - 1:35.855	
3 -	1:51.911	8 - 1:40.854	
4 -	1:40.586	9 - 1:35.103	
5 -	1:39.074	10 - 1:36.065	
85	Roger GODFREY	Austin Cooper S	
1 -	5:57.783	6 - 1:30.923	
2 -	1:40.629	7 - 1:32.568	
3 -	1:32.867	8 - 1:30.782	
4 -	1:33.073	9 - 1:43.295P	
5 -	1:31.993		
88	Martin BRAMWELL	Hillman Imp	
1 -	6:27.076	6 - 1:37.021	
2 -	1:52.642	7 - 1:36.166	
3 -	1:38.950	8 - 1:37.159	
4 -	1:38.187	9 - 1:38.185	
5 -	1:36.804	10 - 1:41.770	
91	Vince FROST	Hillman Imp	
1 -	6:25.075	6 - 1:43.218	
2 -	1:57.286	7 - 1:50.468	
3 -	1:51.266	8 - 1:47.487	
4 -	1:47.611	9 - 1:44.263	
5 -	1:50.085		


HSCC/HRSR Historic Racing saloons Race

LAP ANALYSIS

(contd.)

92	Jeff SMITH	Hillman Imp
1 -	6:30.559	6 - 1:46.632
2 -	1:52.982	7 - 1:45.914
3 -	1:50.620	8 - 1:45.491
4 -	1:49.271	9 - 1:41.651
5 -	1:48.347	
93	Andrew JONES	Singer Chamois
1 -	6:16.719	6 - 1:38.220
2 -	1:52.850	7 - 1:37.186
3 -	1:41.759	8 - 1:40.457
4 -	1:40.279	9 - 1:51.623
5 -	1:38.128	
95	Peter UPTON	Hillman Imp
1 -	6:24.001	6 - 1:45.576
2 -	1:55.847	7 - 1:46.726
3 -	1:51.413	8 - 1:45.361
4 -	1:44.460	9 - 1:47.045
5 -	1:42.681	
96	James EVANS	Hillman Imp
1 -	6:27.818	6 - 1:45.150
2 -	1:52.328	7 - 1:50.058
3 -	1:51.655	8 - 1:45.079
4 -	1:48.109	9 - 1:42.389
5 -	1:48.254	
98	Alan KITSON	Singer Chamois
1 -	6:21.563	6 - 1:42.393
2 -	1:59.630	7 - 1:39.162
3 -	1:53.583	8 - 1:38.468
4 -	1:41.892	9 - 1:38.689
5 -	1:39.204	10 - 1:38.134

HSCC/HRSR Historic Racing saloons Race GRID

ROW 16	91 FROST	51 ALLENBY-BYRNE
ROW 15	96 EVANS	95 UPTON
ROW 14	33 FULLER	92 SMITH
ROW 13	98 KITSON	64 FLACKETT
ROW 12	88 BRAMWELL	93 JONES
ROW 11	83 HARPER	1 OLIVER
ROW 10	7 PEARSON	53 HARTLEY
ROW 9	35 DODD	77 EBDON
ROW 8	3 BOOT	85 GODFREY
ROW 7	4 OLDWORTH	23 COPE
ROW 6	13 VAULKHARD	74 STEELE
ROW 5	54 WOOD	31 ELY
ROW 4	15 LOUDON	49 STAGG
ROW 3	46 COX	55 P. CHRISTOFOROU
ROW 2	47 MICHAEL	30 GARRAD
ROW 1	21 DODD	48 SANDERS
	POLE	
		

RESERVE - CAR 49

Donington Park
Circuit Length = 1.9573 miles.
Start: 11:05 End: 11:20

These results are provisional until the conclusion of any judicial and technical matters.

Clerk of Course:	Stewards:	Timekeeper:
------------------	-----------	-------------

HSCC Classic Racing Cars for the Retro Track and Air Trophy

QUALIFYING

POS	NO	CL	NAME	NAT	ENTRY	TIME	LAPS	GAP	MPH
1	1	E2	Matthew WATTS		Brabham BT16	1:15.393	12		93.46
2	6	E4	Edwin JOWSEY		Brabham BT28	1:17.208	12	1.815	91.26
3	85	E2	Edward BARRINGTON		Brabham BT21	1:21.817	11	6.424	86.12
4	36	E2	Anthony KEELE		Palliser WD3	1:22.052	11	6.659	85.87
5	83	F	John PEARSON		Merlyn Mk 11A	1:22.096	11	6.703	85.83
6	9	C	John BLADON		Merlyn Mk9 F2	1:22.243	11	6.850	85.67
7	81	F	John GOLDSMITH		Macon MR8B	1:23.190	11	7.797	84.70
8	47	F	John MOULDS		Merlyn Mk11	1:23.488	11	8.095	84.39
9	73	E2	Edward MERCER		Palliser WDB2	1:23.529	11	8.136	84.35
10	62	F	Keith NORMAN		Palliser WDF3	1:24.117	11	8.724	83.76
11	21	F	Neil BOWMAN		Macon MR7B	1:24.281	11	8.888	83.60
12	30	E2	Richard KENDLE		Brabham BT21B	1:24.549	11	9.156	83.34
13	25	D	John COUNSELL		March 703	1:25.139	11	9.746	82.76
14	56	E2	Clifford GIDDENS		Brabham BT21	1:25.202	11	9.809	82.70
15	84	E2	Roger BEVAN		Brabham BT21	1:27.801	10	12.408	80.25
16	48	D	Ian RIMMER		Brabham BT28	1:28.028	10	12.635	80.04
17	35	D	David PULLEN		Chevron B17	1:28.710	9	13.317	79.43
18	78	F	John SYKES		Merlyn Mk11A	1:28.870	11	13.477	79.28
19	32	E2	Julian JUDD		Tecno F3	1:30.355	10	14.962	77.98
20	93	F	Neil FENDER		Jamun T2	1:30.949	9	15.556	77.47
21	70	F	Paul SHIPLEY		Lotus 51	1:32.438	10	17.045	76.22
22	16	D	Nigel MILLER		Brabham BT21	1:32.845	10	17.452	75.89
23	12	C	David BROWN		Brabham BT6	1:33.097	10	17.704	75.68
24	27	D	Peter WILLIAMS		Brabham BT15	1:35.166	9	19.773	74.04
25	18	C	Harvey SYKES		Cooper T43	1:41.897	9	26.504	69.15
26	76	C	Kevin WHITTLE		Lotus 35	1:46.292	9	30.899	66.29

Donington Park
Circuit Length = 1.9573 miles.
Start: 11:29 End: 11:44

These results are provisional until the conclusion of any judicial and technical matters.

Clerk of Course:	Stewards:	Timekeeper:
------------------	-----------	-------------

HSCC Classic Racing Cars for the Retro Track and Air Trophy

LAP ANALYSIS

1	Matthew WATTS	Brabham BT16
1 -	6:26.485	6 - 1:18.934
2 -	1:23.170	7 - 1:18.424
3 -	1:20.497	8 - 1:18.881
4 -	1:21.863	9 - 1:18.146
5 -	1:24.019	10 - 1:20.354
11 -	1:17.078	12 - 1:15.393
6	Edwin JOWSEY	Brabham BT28
1 -	6:36.103	6 - 1:17.924
2 -	1:27.231	7 - 1:17.966
3 -	1:17.369	8 - 1:17.208
4 -	1:19.040	9 - 1:18.890
5 -	1:19.990	10 - 1:18.250
11 -	1:18.463	12 - 1:29.780P
9	John BLADON	Merlyn Mk9 F2
1 -	6:49.390	6 - 1:25.858
2 -	1:38.177	7 - 1:24.983
3 -	1:27.471	8 - 1:22.243
4 -	1:27.368	9 - 1:23.475
5 -	1:25.145	10 - 1:23.360
11 -	1:22.383	
12	David BROWN	Brabham BT6
1 -	6:36.083	6 - 1:34.336
2 -	1:41.050	7 - 1:35.663
3 -	1:35.557	8 - 1:33.097
4 -	1:34.826	9 - 1:33.904
5 -	1:33.982	10 - 1:35.899
16	Nigel MILLER	Brabham BT21
1 -	6:56.511	6 - 1:35.231
2 -	1:51.828	7 - 1:34.179
3 -	1:40.247	8 - 1:34.607
4 -	1:42.340	9 - 1:35.203
5 -	1:37.345	10 - 1:32.845
18	Harvey SYKES	Cooper T43
1 -	6:47.862	6 - 1:47.886
2 -	1:54.737	7 - 1:41.897
3 -	1:44.779	8 - 1:42.929
4 -	1:45.548	9 - 1:43.064
5 -	1:48.075	
21	Neil BOWMAN	Macon MR7B
1 -	6:49.885	6 - 1:26.500
2 -	1:36.150	7 - 1:26.450
3 -	1:27.437	8 - 1:26.209
4 -	1:29.232	9 - 1:25.762
5 -	1:25.360	10 - 1:24.281
11 -	1:25.075	

Donington Park
 Circuit Length = 1.9573 miles.
 Start: 11:29 End: 11:44

Printed - 13:13 Sunday, 11 April 2004

HSCC Classic Racing Cars for the Retro Track and Air Trophy LAP ANALYSIS

(contd.)

25	John COUNSELL	March 703
1 - 6:32.349	6 - 1:30.271	11 - 1:25.139
2 - 1:36.424	7 - 1:27.919	
3 - 1:28.784	8 - 1:29.114	
4 - 1:26.654	9 - 1:26.867	
5 - 1:26.382	10 - 1:29.892	
27	Peter WILLIAMS	Brabham BT15
1 - 6:41.581	6 - 1:43.535	
2 - 2:05.116	7 - 1:38.599	
3 - 1:52.705	8 - 1:37.268	
4 - 1:46.313	9 - 1:35.166	
5 - 1:46.545		
30	Richard KENDLE	Brabham BT21B
1 - 6:29.728	6 - 1:30.573	11 - 1:24.549
2 - 1:42.058	7 - 1:28.158	
3 - 1:33.870	8 - 1:28.283	
4 - 1:30.371	9 - 1:26.218	
5 - 1:30.068	10 - 1:26.981	
32	Julian JUDD	Tecno F3
1 - 6:55.866	6 - 1:33.812	
2 - 1:47.876	7 - 1:30.355	
3 - 1:44.453	8 - 1:34.351	
4 - 1:45.461	9 - 1:41.818	
5 - 1:44.198	10 - 1:41.666	
35	David PULLEN	Chevron B17
1 - 9:08.746	6 - 1:31.104	
2 - 1:53.663	7 - 1:30.286	
3 - 1:38.292	8 - 1:28.710	
4 - 1:32.637	9 - 1:29.402	
5 - 1:32.816		
36	Anthony KEELE	Palliser WD3
1 - 6:34.913	6 - 1:28.072	11 - 1:26.354
2 - 1:30.360	7 - 1:23.456	
3 - 1:23.816	8 - 1:22.052	
4 - 1:23.899	9 - 1:25.669	
5 - 1:23.715	10 - 1:22.471	
47	John MOULDS	Merlyn Mk11
1 - 6:53.168	6 - 1:26.756	11 - 1:25.637
2 - 1:50.901	7 - 1:26.725	
3 - 1:33.298	8 - 1:24.577	
4 - 1:27.822	9 - 1:23.526	
5 - 1:27.816	10 - 1:23.488	

Donington Park
Circuit Length = 1.9573 miles.
Start: 11:29 End: 11:44

Printed - 13:13 Sunday, 11 April 2004

HSCC Classic Racing Cars for the Retro Track and Air Trophy LAP ANALYSIS

(contd.)

48	Ian RIMMER	Brabham BT28	
1 -	6:49.128	6 - 1:31.275	
2 -	1:47.843	7 - 1:29.485	
3 -	1:34.005	8 - 1:28.751	
4 -	1:33.335	9 - 1:28.028	
5 -	1:32.808	10 - 1:35.567	
56	Clifford GIDDENS	Brabham BT21	
1 -	6:30.818	6 - 1:28.606	11 - 1:25.748
2 -	1:42.935	7 - 1:32.185	
3 -	1:33.606	8 - 1:27.544	
4 -	1:29.498	9 - 1:25.202	
5 -	1:28.672	10 - 1:25.750	
62	Keith NORMAN	Palliser WDF3	
1 -	6:47.625	6 - 1:28.611	11 - 1:24.580
2 -	1:32.769	7 - 1:26.806	
3 -	1:29.568	8 - 1:24.117	
4 -	1:27.363	9 - 1:25.246	
5 -	1:26.247	10 - 1:25.264	
70	Paul SHIPLEY	Lotus 51	
1 -	6:42.519	6 - 1:32.438	
2 -	1:50.957	7 - 1:33.481	
3 -	1:40.054	8 - 1:43.890	
4 -	1:35.367	9 - 1:41.934	
5 -	1:33.006	10 - 1:36.998	
73	Edward MERCER	Palliser WDB2	
1 -	6:49.178	6 - 1:25.088	11 - 1:24.262
2 -	1:45.591	7 - 1:25.378	
3 -	1:29.876	8 - 1:24.780	
4 -	1:25.126	9 - 1:23.529	
5 -	1:26.390	10 - 1:23.718	
76	Kevin WHITTLE	Lotus 35	
1 -	6:44.437	6 - 1:50.066	
2 -	2:06.531	7 - 1:47.657	
3 -	1:54.365	8 - 1:46.292	
4 -	1:55.691	9 - 1:46.543	
5 -	1:52.572		
78	John SYKES	Merlyn Mk11A	
1 -	6:32.614	6 - 1:31.745	11 - 1:29.392
2 -	1:41.983	7 - 1:31.343	
3 -	1:36.156	8 - 1:31.669	
4 -	1:33.560	9 - 1:30.273	
5 -	1:31.758	10 - 1:28.870	

Donington Park
Circuit Length = 1.9573 miles.
Start: 11:29 End: 11:44

Printed - 13:13 Sunday, 11 April 2004

HSCC Classic Racing Cars for the Retro Track and Air Trophy LAP ANALYSIS


(contd.)

81	John GOLDSMITH	Macon MR8B
1 - 6:36.737	6 - 1:26.061	11 - 1:24.615
2 - 1:31.744	7 - 1:25.273	
3 - 1:28.438	8 - 1:23.632	
4 - 1:25.821	9 - 1:23.190	
5 - 1:26.391	10 - 1:24.895	
83	John PEARSON	Merlyn Mk 11A
1 - 6:43.616	6 - 1:24.141	11 - 1:22.544
2 - 1:31.383	7 - 1:22.612	
3 - 1:29.580	8 - 1:22.272	
4 - 1:24.264	9 - 1:22.354	
5 - 1:25.016	10 - 1:22.096	
84	Roger BEVAN	Brabham BT21
1 - 6:52.134	6 - 1:28.036	
2 - 1:49.645	7 - 1:29.173	
3 - 1:40.406	8 - 1:28.181	
4 - 1:33.531	9 - 1:27.801	
5 - 1:30.540	10 - 1:29.027	
85	Edward BARRINGTON	Brabham BT21
1 - 6:34.903	6 - 1:28.567	11 - 1:22.550
2 - 1:40.963	7 - 1:29.153	
3 - 1:32.596	8 - 1:23.729	
4 - 1:29.507	9 - 1:24.112	
5 - 1:28.522	10 - 1:21.817	
93	Neil FENDER	Jamun T2
1 - 6:44.615	6 - 1:43.232P	
2 - 1:39.642	7 - 2:48.936	
3 - 1:34.756	8 - 1:33.728	
4 - 1:32.377	9 - 1:30.949	
5 - 1:32.863		

Donington Park
Circuit Length = 1.9573 miles.
Start: 11:29 End: 11:44

Printed - 13:13 Sunday, 11 April 2004

HSCC Classic Racing Cars for the Retro Track and Air Trophy GRID

ROW 13	18 SYKES	76 WHITTLE
ROW 12	12 BROWN	27 WILLIAMS
ROW 11	70 SHIPLEY	16 MILLER
ROW 10	32 JUDD	93 FENDER
ROW 9	35 PULLEN	78 SYKES
ROW 8	84 BEVAN	48 RIMMER
ROW 7	25 COUNSELL	56 GIDDENS
ROW 6	21 BOWMAN	30 KENDLE
ROW 5	73 MERCER	62 NORMAN
ROW 4	81 GOLDSMITH	47 MOULDS
ROW 3	83 PEARSON	9 BLADON
ROW 2	85 BARRINGTON	36 KEELE
ROW 1	1 WATTS	6 JOWSEY
	POLE	
		

Donington Park
Circuit Length = 1.9573 miles.
Start: 11:29 End: 11:44

These results are provisional until the conclusion of any judicial and technical matters.

Clerk of Course:	Stewards:	Timekeeper:
------------------	-----------	-------------

HSCC Millers Oils Classic Sports Car Race

QUALIFYING

POS	NO	CL	NAME	NAT	ENTRY	TIME	LAPS	GAP	MPH
1	62	lvB	Steve WORRAD		Lotus 23B	1:21.134	11		86.84
2	43	lvB	Robert HARTLEY		Elva Mk7	1:21.953	11	0.819	85.98
3	72	GS5	Jamie BOOT		TVR Griffith 400	1:22.475	11	1.341	85.43
4	33	GS7	Jon MINSHAW		Jaguar E-type	1:22.515	8	1.381	85.39
5	96	lvB	David CLARK		Elva Mk 7	1:23.025	11	1.891	84.86
6	75	GS4	Allen TICE		Marcos 1800 GT	1:23.425	11	2.291	84.46
7	15	GS4	Charles ALLISON		Marcos 1800 GT	1:24.463	10	3.329	83.42
8	70	GS7	Les ELY		Jaguar E-type	1:25.345	11	4.211	82.56
9	2	GS4	Stuart TIZZARD		Marcos 1800 GT	1:25.627	10	4.493	82.29
10	97	lvB	John WALKER		Lotus 23B	1:29.078	10	7.944	79.10
11	44	GS7	Stephen RADCLIFFE		Jaguar E-type	1:29.310	9	8.176	78.89
12	30	GS5	Jim CHAPMAN		Chevrolet Corvette	1:29.539	10	8.405	78.69
13	63	GS3	Alan HARPER		Lotus Elan S2	1:30.167	10	9.033	78.14
14	66	GS6	Russell MARTIN		MGB	1:30.612	10	9.478	77.76
15	41	GT1	Malcolm SANDERS		Lotus Elan S3	1:31.589	7	10.455	76.93
16	61	GS6	Stephen BEALE		MGB	1:33.273	10	12.139	75.54
17	87	lvB	P. COLBOURNE-BABER		Lotus 23	1:33.379	8	12.245	75.45
18	6	GS6	Simon ASHWORTH		MGB	1:33.456	10	12.322	75.39
19	5	GS7	Michael MOORE		Jaguar E-type	1:34.969	4	13.835	74.19
20	80	GS6	Martin RICHARDSON		MGB Roadster	1:35.237	9	14.103	73.98
21	64	GS7	Robert GILBERT		Maserati 3500 GT	1:36.673	9	15.539	72.88
22	25	GS2	Joey BEALE		Lotus Elite	1:40.108	9	18.974	70.38
23	42	GS1	Peter ALYETT		GSM Delta Coupe	1:47.242	5	26.108	65.70
24	45	lvA	Tony BAILEY		Elva Mk1	1:49.397	8	28.263	64.41
25	81	GS7	Austen WELLS		Austin Healey 100M	1:49.996	8	28.862	64.05
26	48	GS4	Mark ASHWORTH		TVR Grantura 1800S	7:12.512	2	5:51.378	16.29

Donington Park
 Circuit Length = 1.9573 miles.
 Start: 11:52 End: 12:07

These results are provisional until the conclusion of any judicial and technical matters.

Clerk of Course:	Stewards:	Timekeeper:
------------------	-----------	-------------

HSCC Millers Oils Classic Sports Car Race

LAP ANALYSIS

2	Stuart TIZZARD	Marcos 1800 GT
1 -	7:04.194	6 - 1:28.133
2 -	1:36.013	7 - 1:27.111
3 -	1:28.309	8 - 1:25.627
4 -	1:28.293	9 - 1:26.324
5 -	1:26.964	10 - 1:27.685
5	Michael MOORE	Jaguar E-type
1 -	6:55.521	
2 -	1:34.969	
3 -	2:01.625	
4 -	2:30.974P	
6	Simon ASHWORTH	MGB
1 -	7:06.743	6 - 1:34.232
2 -	1:45.130	7 - 1:33.456
3 -	1:37.802	8 - 1:34.211
4 -	1:35.714	9 - 1:37.369
5 -	1:34.587	10 - 1:34.849
15	Charles ALLISON	Marcos 1800 GT
1 -	7:54.552	6 - 1:25.021
2 -	1:37.071	7 - 1:26.508
3 -	1:28.860	8 - 1:26.328
4 -	1:26.360	9 - 1:24.666
5 -	1:25.522	10 - 1:24.463
25	Joey BEALE	Lotus Elite
1 -	6:58.639	6 - 1:40.108
2 -	1:51.582	7 - 1:41.285
3 -	1:44.787	8 - 1:40.354
4 -	1:41.154	9 - 1:42.198
5 -	1:40.848	
30	Jim CHAPMAN	Chevrolet Corvette
1 -	7:08.125	6 - 1:30.312
2 -	1:37.913	7 - 1:31.867
3 -	1:35.394	8 - 1:30.372
4 -	1:32.452	9 - 1:29.539
5 -	1:31.122	10 - 1:43.216
33	Jon MINSHAW	Jaguar E-type
1 -	6:53.502	6 - 1:22.515
2 -	1:28.150	7 - 1:23.373
3 -	1:24.270	8 - 1:36.595P
4 -	1:24.010	
5 -	1:31.040	

Donington Park
 Circuit Length = 1.9573 miles.
 Start: 11:52 End: 12:07

HSCC Millers Oils Classic Sports Car Race

LAP ANALYSIS

(contd.)

41	Malcolm SANDERS	Lotus Elan S3
1 -	X:00.000	6 - 1:32.671
2 -	1:33.356	7 - 1:32.344
3 -	1:33.662	
4 -	1:31.665	
5 -	1:31.589	
42	Peter ALYETT	GSM Delta Coupe
1 -	7:31.618	
2 -	1:53.571	
3 -	1:47.242	
4 -	1:53.252P	
5 -	2:33.107P	
43	Robert HARTLEY	Elva Mk7
1 -	6:59.321	6 - 1:25.567
2 -	1:33.899	7 - 1:22.327
3 -	1:27.869	8 - 1:22.734
4 -	1:26.114	9 - 1:21.953
5 -	1:27.903	10 - 1:24.313
11 -	1:22.000	
44	Stephen RADCLIFFE	Jaguar E-type
1 -	7:01.698	6 - 1:30.754
2 -	1:39.049	7 - 1:29.369
3 -	1:32.224	8 - 1:32.382
4 -	1:29.379	9 - 1:29.349
5 -	1:29.310	
45	Tony BAILEY	Elva Mk1
1 -	7:11.772	6 - 1:49.397
2 -	2:01.653	7 - 1:50.352
3 -	1:52.656	8 - 1:50.166
4 -	1:54.875	
5 -	1:51.656	
48	Mark ASHWORTH	TVR Grantura 1800S
1 -	7:12.512	
2 -	2:02.871P	
57	TBD	
1 -	7:32.202	
2 -	1:49.955	
3 -	1:44.153	
4 -	1:39.846	
5 -	3:16.482	

Donington Park
 Circuit Length = 1.9573 miles.
 Start: 11:52 End: 12:07

HSCC Millers Oils Classic Sports Car Race

LAP ANALYSIS

(contd.)

61	Stephen BEALE	MGB	
1 -	7:01.222	6 - 1:34.465	
2 -	1:49.788	7 - 1:33.380	
3 -	1:42.041	8 - 1:34.493	
4 -	1:33.980	9 - 1:36.801	
5 -	1:33.273	10 - 1:33.573	
62	Steve WORRAD	Lotus 23B	
1 -	7:12.331	6 - 1:22.370	11 - 1:24.506
2 -	1:32.649	7 - 1:21.134	
3 -	1:24.615	8 - 1:21.826	
4 -	1:24.591	9 - 1:23.604	
5 -	1:21.810	10 - 1:21.847	
63	Alan HARPER	Lotus Elan S2	
1 -	7:07.544	6 - 1:30.167	
2 -	1:43.546	7 - 1:32.481	
3 -	1:34.580	8 - 1:32.003	
4 -	1:32.339	9 - 1:31.805	
5 -	1:30.241	10 - 1:31.053	
64	Robert GILBERT	Maserati 3500 GT	
1 -	7:41.284	6 - 1:39.443	
2 -	1:47.858	7 - 1:39.874	
3 -	1:40.924	8 - 1:38.648	
4 -	1:38.175	9 - 1:36.673	
5 -	1:41.097		
66	Russell MARTIN	MGB	
1 -	7:12.044	6 - 1:31.532	
2 -	1:39.279	7 - 1:31.414	
3 -	1:35.699	8 - 1:31.024	
4 -	1:32.680	9 - 1:30.612	
5 -	1:31.617	10 - 1:30.848	
70	Les ELY	Jaguar E-type	
1 -	6:53.482	6 - 1:26.788	11 - 1:26.131
2 -	1:32.450	7 - 1:26.809	
3 -	1:28.107	8 - 1:26.591	
4 -	1:26.439	9 - 1:25.345	
5 -	1:28.049	10 - 1:27.157	
72	Jamie BOOT	TVR Griffith 400	
1 -	7:09.323	6 - 1:23.871	11 - 1:26.069
2 -	1:39.215	7 - 1:24.355	
3 -	1:28.950	8 - 1:22.840	
4 -	1:25.077	9 - 1:22.475	
5 -	1:24.611	10 - 1:25.217	

Donington Park
 Circuit Length = 1.9573 miles.
 Start: 11:52 End: 12:07

Printed - 12:12 Sunday, 11 April 2004

HSCC Millers Oils Classic Sports Car Race


LAP ANALYSIS

(contd.)

75	Allen TICE	Marcos 1800 GT
1 - 7:05.325	6 - 1:24.674	11 - 1:23.425
2 - 1:32.925	7 - 1:23.658	
3 - 1:24.857	8 - 1:25.380	
4 - 1:24.545	9 - 1:23.854	
5 - 1:26.694	10 - 1:25.797	
80	Martin RICHARDSON	MGB Roadster
1 - 7:11.914	6 - 1:35.750	
2 - 1:47.569	7 - 1:35.237	
3 - 1:40.325	8 - 1:42.331	
4 - 1:38.584	9 - 1:38.074	
5 - 1:35.811		
81	Austen WELLS	Austin Healey 100M
1 - 7:07.155	6 - 1:52.663	
2 - 1:55.977	7 - 1:49.996	
3 - 1:53.808	8 - 1:50.939	
4 - 1:55.018		
5 - 1:53.615		
87	P. COLBOURNE-BABER	Lotus 23
1 - X:00.000P	6 - 1:33.379	
2 - 1:55.616	7 - 1:35.099	
3 - 1:38.445	8 - 1:35.271	
4 - 1:38.612		
5 - 1:35.086		
96	David CLARK	Elva Mk 7
1 - 7:06.862	6 - 1:24.703	11 - 1:23.025
2 - 1:36.144	7 - 1:23.500	
3 - 1:27.471	8 - 1:23.557	
4 - 1:25.920	9 - 1:23.359	
5 - 1:24.589	10 - 1:24.403	
97	John WALKER	Lotus 23B
1 - 7:13.638	6 - 1:34.572	
2 - 1:50.955	7 - 1:32.723	
3 - 1:36.600	8 - 1:30.835	
4 - 1:33.346	9 - 1:29.774	
5 - 1:35.129	10 - 1:29.078	

Donington Park
 Circuit Length = 1.9573 miles.
 Start: 11:52 End: 12:07

HSCC Millers Oils Classic Sports Car Race GRID

ROW 13	81 WELLS	48 ASHWORTH
ROW 12	42 ALYETT	45 BAILEY
ROW 11	64 GILBERT	25 BEALE
ROW 10	5 MOORE	80 RICHARDSON
ROW 9	87 P. COLBOURNE-BABER	6 ASHWORTH
ROW 8	41 SANDERS	61 BEALE
ROW 7	63 HARPER	66 MARTIN
ROW 6	44 RADCLIFFE	30 CHAPMAN
ROW 5	2 TIZZARD	97 WALKER
ROW 4	15 ALLISON	70 ELY
ROW 3	96 CLARK	75 TICE
ROW 2	72 BOOT	33 MINSHAW
ROW 1	62 WORRAD	43 HARTLEY
	POLE	
		

Donington Park
Circuit Length = 1.9573 miles.
Start: 11:52 End: 12:07

These results are provisional until the conclusion of any judicial and technical matters.

Clerk of Course:	Stewards:	Timekeeper:
------------------	-----------	-------------

HSCC Classic Formula 3 Race

QUALIFYING - Amended

POS	NO	CL	NAME	NAT	ENTRY	TIME	LAPS	GAP	MPH
1	6	20	Martyn PORTER		Chevron B43	1:15.520	13		93.30
2	17	20	Keith WHITE		Ralt RT1	1:15.691	12	0.171	93.09
3	50	20	Julian BALDWIN		March 783	1:15.823	13	0.303	92.93
4	58	20	Steve MAXTED		Argo JM6	1:15.838	11	0.318	92.91
5	1	Inv	Paul SMITH		Reynard SF79	1:16.303	12	0.783	92.34
6	29	20	Bryan SHAW		March 803	1:16.336	12	0.816	92.30
7	82	20	John BRADSHAW		Argo JM1	1:17.313	12	1.793	91.14
8	3	20	John WATSON		March 803	1:17.626	11	2.106	90.77
9	25	20	Max SAMUEL-CAMPS		Ralt RT1	1:18.031	12	2.511	90.30
10	43	Inv	Jan LANGDON		Reynard SF79	1:18.144	12	2.624	90.17
11	90	20	Alan PARKER		Chevron B38	1:18.737	7	3.217	89.49
12	4	20	Paul CAMPFIELD		March 803	1:18.987	10	3.467	89.20
13	54	Inv	Peter RICHARDS		Delta T79	1:19.080	12	3.560	89.10
14	5	20	Paul WYETH		March 793	1:19.533	10	4.013	88.59
15	53	Inv	Roger PRICE		Delta T79	1:20.428	12	4.908	87.61
16	42	20	Tom THORNTON		March 743	1:21.210	10	5.690	86.76
17	56	20	David SMITHIES		March 793	1:22.259	5	6.739	85.66
18	46	20	Alan GOODMAN		March 793	1:22.294	11	6.774	85.62
19	79	Inv	Warren MOYE		Delta T79	1:23.478	11	7.958	84.40
20	32	16	M. CAMPBELL COLE		Brabham Bt41	1:25.890	8	10.370	82.03
21	57	16	Christopher LEVY		March 713M	1:26.203	11	10.683	81.74
22	60	Inv	Nigel GRANT		Delta T78	1:26.401	6	10.881	81.55
23	51	Inv	Stuart OLLEY		Delta T79	1:28.553	4	13.033	79.57
24	64	Inv	Janet SHERRY		Royale RP27	1:30.070	8	14.550	78.23

Car 14 Times disallowed - technical infringement

Donington Park
 Circuit Length = 1.9573 miles.
 Start: 12:16 End: 12:31

HSCC Classic Formula 3 Race LAP ANALYSIS

1	Paul SMITH	Reynard SF79
1 -	6:50.022	6 - 1:17.219 11 - 1:16.938
2 -	1:26.808	7 - 1:17.101 12 - 1:16.303
3 -	1:19.461	8 - 1:16.869
4 -	1:20.388	9 - 1:18.272
5 -	1:21.648	10 - 1:17.101
3	John WATSON	March 803
1 -	7:30.006	6 - 1:20.859 11 - 1:20.473
2 -	1:34.649	7 - 1:20.419
3 -	1:27.343	8 - 1:18.684
4 -	1:24.918	9 - 1:17.626
5 -	1:21.823	10 - 1:17.718
4	Paul CAMPFIELD	March 803
1 -	6:55.521	6 - 1:20.085
2 -	1:34.817	7 - 1:18.987
3 -	1:24.066	8 - 1:19.517
4 -	1:24.954	9 - 1:20.405
5 -	1:20.320	10 - 2:04.414P
5	Paul WYETH	March 793
1 -	8:44.678	6 - 1:23.593
2 -	1:25.757	7 - 1:20.834
3 -	1:23.717	8 - 1:20.817
4 -	1:23.457	9 - 1:22.133
5 -	1:23.290	10 - 1:19.533
6	Martyn PORTER	Chevron B43
1 -	6:41.718	6 - 1:16.960 11 - 1:18.169
2 -	1:25.038	7 - 1:16.877 12 - 1:15.520
3 -	1:19.208	8 - 1:16.878 13 - 1:15.849
4 -	1:17.700	9 - 1:17.094
5 -	1:18.304	10 - 1:15.975
14	Iain ROWLEY	March 793
1 -	6:39.760	6 - 1:18.424 11 - 1:16.127
2 -	1:32.792	7 - 1:17.840 12 - 1:15.946
3 -	1:23.213	8 - 1:16.855
4 -	1:20.579	9 - 1:16.897
5 -	1:18.687	10 - 1:15.973
17	Keith WHITE	Ralt RT1
1 -	6:57.604	6 - 1:20.132 11 - 1:17.307
2 -	1:33.586	7 - 1:19.282 12 - 1:17.720
3 -	1:25.474	8 - 1:16.702
4 -	1:41.280	9 - 1:16.221
5 -	1:23.431	10 - 1:15.691

HSCC Classic Formula 3 Race

LAP ANALYSIS

(contd.)

25	Max SAMUEL-CAMPS	Ralt RT1
1 - 6:52.232	6 - 1:21.233	11 - 1:18.031
2 - 1:31.838	7 - 1:19.746	12 - 1:18.198
3 - 1:27.868	8 - 1:21.434	
4 - 1:27.190	9 - 1:19.199	
5 - 1:20.083	10 - 1:20.132	
29	Bryan SHAW	March 803
1 - 6:57.180	6 - 1:19.117	11 - 1:20.486
2 - 1:33.564	7 - 1:17.671	12 - 1:17.814
3 - 1:26.045	8 - 1:19.647	
4 - 1:24.116	9 - 1:17.980	
5 - 1:22.999	10 - 1:16.336	
32	M. CAMPBELL COLE	Brabham Bt41
1 - 6:50.092	6 - 1:32.639P	
2 - 1:33.026	7 - 5:24.413	
3 - 1:32.794	8 - 1:25.890	
4 - 1:29.208		
5 - 1:25.959		
42	Tom THORNTON	March 743
1 - 6:46.614	6 - 1:23.930	
2 - 1:35.219	7 - 1:24.479	
3 - 1:29.459	8 - 1:22.878	
4 - 1:30.203	9 - 1:21.210	
5 - 1:24.297	10 - 2:07.103P	
43	Jan LANGDON	Reynard SF79
1 - 6:54.002	6 - 1:19.474	11 - 1:18.605
2 - 1:31.154	7 - 1:19.307	12 - 1:18.144
3 - 1:28.391	8 - 1:20.454	
4 - 1:26.624	9 - 1:19.864	
5 - 1:24.675	10 - 1:18.974	
46	Alan GOODMAN	March 793
1 - 6:54.867	6 - 1:22.294	11 - 1:23.268
2 - 1:35.088	7 - 1:27.740	
3 - 1:26.425	8 - 1:25.256	
4 - 1:26.784	9 - 1:24.352	
5 - 1:24.917	10 - 1:23.397	
50	Julian BALDWIN	March 783
1 - 6:34.567	6 - 1:17.775	11 - 1:19.640
2 - 1:24.767	7 - 1:19.718	12 - 1:16.067
3 - 1:19.371	8 - 1:18.959	13 - 1:15.823
4 - 1:18.677	9 - 1:18.293	
5 - 1:18.548	10 - 1:16.499	

Donington Park
 Circuit Length = 1.9573 miles.
 Start: 12:16 End: 12:31

Printed - 12:35 Sunday, 11 April 2004

HSCC Classic Formula 3 Race

LAP ANALYSIS

(contd.)

51	Stuart OLLEY	Delta T79
1 - 6:44.339 2 - 1:37.178 3 - 1:28.553 4 - 1:28.838		
53	Roger PRICE	Delta T79
1 - 6:36.690 6 - 1:22.215 11 - 1:20.914 2 - 1:31.480 7 - 1:23.620 12 - 1:21.718 3 - 1:24.243 8 - 1:21.265 4 - 1:23.197 9 - 1:20.428 5 - 1:24.009 10 - 1:20.935		
54	Peter RICHARDS	Delta T79
1 - 6:41.485 6 - 1:21.743 11 - 1:19.533 2 - 1:35.285 7 - 1:24.986 12 - 1:19.080 3 - 1:26.987 8 - 1:22.966 4 - 1:22.673 9 - 1:28.356 5 - 1:21.887 10 - 1:21.310		
56	David SMITHIES	March 793
1 - 6:47.716 2 - 1:28.242 3 - 1:22.259 4 - 1:51.904P 5 - 5:14.434P		
57	Christopher LEVY	March 713M
1 - 6:42.516 6 - 1:29.187 11 - 1:26.380 2 - 1:37.678 7 - 1:30.165 3 - 1:35.638 8 - 1:28.075 4 - 1:32.255 9 - 1:26.203 5 - 1:28.209 10 - 1:26.502		
58	Steve MAXTED	Argo JM6
1 - 6:35.558 6 - 1:22.789 11 - 1:18.078 2 - 1:24.823 7 - 1:17.701 3 - 1:19.676 8 - 1:16.402 4 - 1:25.585P 9 - 1:16.207 5 - 3:05.102 10 - 1:15.838		
60	Nigel GRANT	Delta T78
1 - 6:47.434 6 - 1:53.934P 2 - 1:36.234 3 - 1:32.632 4 - 1:29.412 5 - 1:26.401		

Donington Park
 Circuit Length = 1.9573 miles.
 Start: 12:16 End: 12:31

HSCC Classic Formula 3 Race

LAP ANALYSIS

(contd.)

64	Janet SHERRY	Royale RP27
1 - X:00.000	6 - 1:31.128	
2 - 1:34.086	7 - 1:31.035	
3 - 1:33.982	8 - 1:30.070	
4 - 1:33.996		
5 - 1:32.129		
79	Warren MOYE	Delta T79
1 - 6:40.861	6 - 1:25.278	11 - 1:24.305
2 - 1:34.624	7 - 1:26.883	
3 - 1:27.367	8 - 1:35.254	
4 - 1:50.866	9 - 1:24.093	
5 - 1:29.096	10 - 1:23.478	
82	John BRADSHAW	Argo JM1
1 - 6:45.098	6 - 1:20.048	11 - 1:18.136
2 - 1:33.446	7 - 1:21.350	12 - 1:17.313
3 - 1:22.931	8 - 1:18.238	
4 - 1:20.659	9 - 1:18.134	
5 - 1:20.609	10 - 1:17.912	
90	Alan PARKER	Chevron B38
1 - X:00.000	6 - 1:18.737	
2 - 1:22.127	7 - 1:21.719P	
3 - 1:27.448P		
4 - 2:47.526		
5 - 1:20.743		

HSCC Classic Formula 3 Race

GRID Amended

ROW 13	14	ROWLEY		
ROW 12	51	OLLEY	64	SHERRY
ROW 11	57	LEVY	60	GRANT
ROW 10	79	MOYE	32	M. CAMPBELL COLE
ROW 9	56	SMITHIES	46	GOODMAN
ROW 8	53	PRICE	42	THORNTON
ROW 7	54	RICHARDS	5	WYETH
ROW 6	90	PARKER	4	CAMPFIELD
ROW 5	25	SAMUEL-CAMPS	43	LANGDON
ROW 4	82	BRADSHAW	3	WATSON
ROW 3	1	SMITH	29	SHAW
ROW 2	50	BALDWIN	58	MAXTED
ROW 1	6	PORTER	17	WHITE

POLE

Car 14 Times disallowed - technical infringement

Donington Park
Circuit Length = 1.9573 miles.
Start: 12:16 End: 12:31

These results are provisional until the conclusion of any judicial and technical matters.

Clerk of Course:	Stewards:	Timekeeper:
------------------	-----------	-------------

Vredstein JEC Jaguar XK Race QUALIFYING

POS	NO	CL	NAME	NAT	ENTRY	TIME	LAPS	GAP	MPH
1	18	D	Darren MCWHIRTER		Jaguar XK120	1:27.184	11		80.82
2	1	D	Graeme DODD		GBR Jaguar XK120	1:27.718	11	0.534	80.32
3	33	D	Nigel WEBB		Jaguar XK120	1:29.907	11	2.723	78.37
4	32	D	John CHISHOLM		Jaguar XK120	1:30.480	11	3.296	77.87
5	17	C	David HALL		Jaguar XK120	1:31.540	11	4.356	76.97
6	12	C	Grahame BULL		Jaguar XK150	1:32.018	6	4.834	76.57
7	7	D	Brian ARCULUS		Jaguar XK120	1:33.143	10	5.959	75.65
8	20	C	Michael OSHEA		Jaguar XK150	1:33.195	10	6.011	75.60
9	26	C	Campbell MCLAREN		Jaguar XK150S	1:34.131	6	6.947	74.85
10	5	D	Richard HACKETT		Jaguar XK120	1:35.077	10	7.893	74.11
11	2	C	Chris KEITH-LUCAS		Jaguar XK120	1:35.488	10	8.304	73.79
12	29	C	Mark GIBBON		Jaguar XK120	1:35.697	10	8.513	73.63
13	42	B	Geoff OTTLEY		Jaguar XK120	1:36.302	10	9.118	73.16
14	43	B	Paul DEHAVILLAND		Jaguar XK150	1:37.721	10	10.537	72.10
15	23	C	Graham LOVE		Jaguar XK150	1:38.949	10	11.765	71.21
16	38	B	Kevin ZWOLINSKI		Jaguar XK140	1:38.969	7	11.785	71.19
17	47	C	Chris LUNN		Jaguar XK120	1:39.003	10	11.819	71.17
18	99	C	Chris KEEN		Jaguar XK120	1:39.318	9	12.134	70.94
19	36	B	Nicholas WILKINS		Jaguar XK120	1:41.038	10	13.854	69.73
20	14	C	Colin YOULE		Jaguar XK120	1:42.290	9	15.106	68.88
21	19	C	Robin BATT		Jaguar XK140	1:42.563	9	15.379	68.70
22	57	B	Glenn TOLLET		Jaguar XK150	1:43.873	10	16.689	67.83
23	31	B	Roger WOODBRIDGE		Jaguar XK120	1:44.482	9	17.298	67.44
24	22	B	Stewart COUCH		Jaguar XK140	1:56.907	3	29.723	60.27

Donington Park
Circuit Length = 1.9573 miles.
Start: 12:40 End: 12:55

These results are provisional until the conclusion of any judicial and technical matters.

Clerk of Course:	Stewards:	Timekeeper:
------------------	-----------	-------------

Vredstein JEC Jaguar XK Race LAP ANALYSIS

1	Graeme DODD	GBR Jaguar XK120
1 - 5:52.090	6 - 1:27.782	11 - 1:27.718
2 - 1:33.504	7 - 1:29.319	
3 - 1:28.478	8 - 1:28.400	
4 - 1:29.736	9 - 1:29.601	
5 - 1:30.822	10 - 1:30.023	
2	Chris KEITH-LUCAS	Jaguar XK120
1 - 6:24.914	6 - 1:35.488	
2 - 2:00.360	7 - 1:43.564	
3 - 1:48.625	8 - 1:39.106	
4 - 1:41.863	9 - 1:38.038	
5 - 1:35.760	10 - 1:40.248	
5	Richard HACKETT	Jaguar XK120
1 - 5:50.880	6 - 1:35.676	
2 - 1:40.261	7 - 1:35.077	
3 - 1:38.872	8 - 1:39.983	
4 - 1:38.742	9 - 1:39.219	
5 - 1:35.688	10 - 1:38.302	
7	Brian ARCULUS	Jaguar XK120
1 - 6:23.861	6 - 1:41.040	
2 - 1:54.270	7 - 1:35.528	
3 - 1:42.496	8 - 1:37.645	
4 - 1:36.780	9 - 1:34.727	
5 - 1:33.143	10 - 1:35.200	
12	Grahame BULL	Jaguar XK150
1 - 5:56.427	6 - 1:32.018	
2 - 1:37.465		
3 - 1:36.391		
4 - 1:35.676		
5 - 1:32.258		
14	Colin YOULE	Jaguar XK120
1 - 6:08.240	6 - 1:42.290	
2 - 1:47.912	7 - 1:42.939	
3 - 1:44.995	8 - 1:49.460	
4 - 1:43.710	9 - 1:42.702	
5 - 1:43.845		
17	David HALL	Jaguar XK120
1 - 5:58.543	6 - 1:31.995	11 - 1:36.593
2 - 1:36.090	7 - 1:32.717	
3 - 1:36.085	8 - 1:35.250	
4 - 1:36.692	9 - 1:38.249	
5 - 1:31.540	10 - 1:35.467	

Donington Park
Circuit Length = 1.9573 miles.
Start: 12:40 End: 12:55

Printed - 13:00 Sunday, 11 April 2004

Vredstein JEC Jaguar XK Race LAP ANALYSIS

(contd.)

18	Darren MCWHIRTER	Jaguar XK120
1 - 5:55.670	6 - 1:28.406	11 - 1:34.202
2 - 1:31.867	7 - 1:27.184	
3 - 1:28.799	8 - 1:28.495	
4 - 1:28.172	9 - 1:55.454	
5 - 1:29.613	10 - 1:32.520	
19	Robin BATT	Jaguar XK140
1 - 6:26.570	6 - 1:42.563	
2 - 1:53.705	7 - 1:44.384	
3 - 1:49.013	8 - 1:45.137	
4 - 1:44.586	9 - 1:42.570	
5 - 1:45.471		
20	Michael OSHEA	Jaguar XK150
1 - 6:12.150	6 - 1:39.262	
2 - 2:01.588	7 - 1:34.064	
3 - 1:45.034	8 - 1:38.816	
4 - 1:37.327	9 - 1:35.258	
5 - 1:33.195	10 - 1:33.975	
22	Stewart COUCH	Jaguar XK140
1 - 6:08.410		
2 - 2:01.201		
3 - 1:56.907		
23	Graham LOVE	Jaguar XK150
1 - 6:21.449	6 - 1:39.353	
2 - 1:55.237	7 - 1:42.025	
3 - 1:45.841	8 - 1:42.679	
4 - 1:39.313	9 - 1:41.770	
5 - 1:38.949	10 - 1:41.855	
26	Campbell MCLAREN	Jaguar XK150S
1 - 6:36.195	6 - 1:34.525	
2 - 2:01.256		
3 - 1:48.675		
4 - 1:34.131		
5 - 1:38.083		
29	Mark GIBBON	Jaguar XK120
1 - 6:13.698	6 - 1:36.241	
2 - 1:45.742	7 - 1:36.954	
3 - 1:37.827	8 - 1:38.292	
4 - 1:36.383	9 - 1:39.474	
5 - 1:35.697	10 - 1:37.188	

Donington Park
Circuit Length = 1.9573 miles.
Start: 12:40 End: 12:55

Printed - 13:00 Sunday, 11 April 2004

Vredstein JEC Jaguar XK Race LAP ANALYSIS

(contd.)

31	Roger WOODBRIDGE	Jaguar XK120
1 -	6:16.880	6 - 1:44.735
2 -	1:58.527	7 - 1:48.076
3 -	1:52.217	8 - 1:48.085
4 -	1:44.482	9 - 1:49.555
5 -	1:51.396	
32	John CHISHOLM	Jaguar XK120
1 -	5:49.073	6 - 1:33.228 11 - 1:30.661
2 -	1:36.987	7 - 1:30.639
3 -	1:31.923	8 - 1:50.445
4 -	1:30.480	9 - 1:38.391
5 -	1:30.867	10 - 1:34.549
33	Nigel WEBB	Jaguar XK120
1 -	5:45.628	6 - 1:32.226 11 - 1:32.889
2 -	1:36.749	7 - 1:29.907
3 -	1:30.512	8 - 1:37.652
4 -	1:32.349	9 - 1:49.964
5 -	1:31.190	10 - 1:36.969
36	Nicholas WILKINS	Jaguar XK120
1 -	6:11.794	6 - 1:42.684
2 -	1:51.965	7 - 1:44.546
3 -	1:41.841	8 - 1:46.858
4 -	1:41.038	9 - 1:45.223
5 -	1:43.716	10 - 1:41.505
38	Kevin ZWOLINSKI	Jaguar XK140
1 -	6:23.304	6 - 1:39.499
2 -	1:55.887	7 - 1:57.550P
3 -	1:45.934	
4 -	1:38.969	
5 -	1:39.607	
42	Geoff OTTLEY	Jaguar XK120
1 -	5:51.840	6 - 1:37.623
2 -	1:44.731	7 - 1:36.960
3 -	1:38.732	8 - 1:44.634
4 -	1:36.434	9 - 1:41.373
5 -	1:36.302	10 - 1:41.248
43	Paul DEHAVILLAND	Jaguar XK150
1 -	6:13.091	6 - 1:39.137
2 -	1:58.672	7 - 1:42.259
3 -	1:46.268	8 - 1:49.504
4 -	1:40.968	9 - 1:46.386
5 -	1:38.827	10 - 1:37.721

Donington Park
Circuit Length = 1.9573 miles.
Start: 12:40 End: 12:55

Printed - 13:00 Sunday, 11 April 2004

Vredstein JEC Jaguar XK Race LAP ANALYSIS


(contd.)

47	Chris LUNN	Jaguar XK120
1 -	6:15.067	6 - 1:40.390
2 -	1:57.602	7 - 1:50.545
3 -	1:50.546	8 - 1:46.827
4 -	1:39.595	9 - 1:39.314
5 -	1:39.003	10 - 1:42.065
57	Glenn TOLLET	Jaguar XK150
1 -	6:04.505	6 - 1:46.839
2 -	1:49.145	7 - 1:47.432
3 -	1:45.564	8 - 1:47.166
4 -	1:44.377	9 - 1:47.431
5 -	1:43.873	10 - 1:45.740
99	Chris KEEN	Jaguar XK120
1 -	6:29.250	6 - 1:39.318
2 -	1:56.942	7 - 1:43.166
3 -	1:48.836	8 - 1:40.528
4 -	1:42.777	9 - 1:39.905
5 -	1:42.591	

Vredstein JEC Jaguar XK Race GRID

ROW 12	31	WOODBRIDGE	22	COUCH
ROW 11	19	BATT	57	TOLLET
ROW 10	36	WILKINS	14	YOULE
ROW 9	47	LUNN	99	KEEN
ROW 8	23	LOVE	38	ZWOLINSKI
ROW 7	42	OTTLEY	43	DEHAVILLAND
ROW 6	2	KEITH-LUCAS	29	GIBBON
ROW 5	26	MCLAREN	5	HACKETT
ROW 4	7	ARCULUS	20	OSHEA
ROW 3	17	HALL	12	BULL
ROW 2	33	WEBB	32	CHISHOLM
ROW 1	18	MCWHIRTER	1	DODD

POLE



Donington Park
Circuit Length = 1.9573 miles.
Start: 12:40 End: 12:55

These results are provisional until the conclusion of any judicial and technical matters.

Clerk of Course:	Stewards:	Timekeeper:
------------------	-----------	-------------

Millers Oils/AMOC Historic formula junior Race

RACE RESULT

POS	NO	CL	NAME	NAT	ENTRY	TIME	LAPS	GAP	MPH	BEST
1	65	C	Edwin JOWSEY		Lotus 22	15:27.517	11		83.44	1:22.963
2	54	A2	John FYDA		Mallock U2	16:02.416	11	34.899	80.42	1:25.925
3	78	C	Paul SMEETH		Lotus 22	16:14.031	11	46.514	79.46	1:24.575
4	5	A2	Robin LONGDON		Lola Mk2	16:14.511	11	46.994	79.42	1:26.407
5	79	C	Andrew HIBBERD		Lotus 22	16:19.180	11	51.663	79.04	1:26.824
6	60	C	Mark GREEN		Lotus 22	16:24.581	11	57.064	78.61	1:27.832
7	30	B	Kevin MUSSON		Lotus 18	16:43.935	11	1:16.418	77.09	1:29.091
8	11	A2	David STEVENSON		Mallock U2	16:49.601	11	1:22.084	76.66	1:30.214
9	14	A2	Crispian BELSEY		Elva 100	16:51.208	11	1:23.691	76.54	1:29.914
10	16	A2	Tony GOODWIN		Gemini Mk2	16:57.735	11	1:30.218	76.04	1:29.640
11	66	C	Clive TEMPLE		Cooper T56	15:37.933	10		75.00	1:31.297
12	40	B	Andrew BRADSHAW		Lotus 18	15:38.302	10	0.369	74.97	1:31.770
13	83	C	Barry WESTMORELAND		Lotus 22	15:53.639	10	15.706	73.77	1:33.889
14	21	A1	Peter MULLEN		Osca FJ	16:09.344	10	31.411	72.57	1:35.461
15	42	B	Simon HAMILTON		Lotus 18	16:45.004	10	1:07.071	70.00	1:35.952
16	28	A1	Michael ASHLEY-BROWN		Volpini FJ	16:53.894	10	1:15.961	69.38	1:38.845
17	35	B	Tim BISHOP		Sauter FJ	16:54.083	10	1:16.150	69.37	1:37.641
18	43	B	Doug MARTIN		Elva 200	15:33.805	9	1 LAP	67.79	1:40.258
19	24	A1	Ian ROBINSON		Autosud FJ	16:02.533	9	1 LAP	65.76	1:44.359

NOT CLASSIFIED

84	C	Mark WOODHOUSE	Lotus 20	14:16.624	10	D.N.F.	82.12	1:24.555
58	C	Rollo BEALE	Lotus 22		0	D.N.F.	N/A	

FASTEST LAP

65	C	Edwin JOWSEY	Lotus 22	1:22.963	3	84.93mph	136.68kph
54	A2	John FYDA	Mallock U2	1:25.925	5	82.00mph	131.97kph
30	B	Kevin MUSSON	Lotus 18	1:29.091	11	79.09mph	127.28kph
21	A1	Peter MULLEN	Osca FJ	1:35.461	6	73.81mph	118.79kph

Donington Park
Circuit Length = 1.9573 miles.
Start: 13:53 End: 14:08

These results are provisional until the conclusion of any judicial and technical matters.

Clerk of Course:	Stewards:	Timekeeper:
------------------	-----------	-------------

Millers Oils/AMOC Historic formula junior Race LAP CHART

Lap 1			Lap 2			Lap 3			Lap 4			Lap 5		
No	Behind	Laptime	No	Behind	Laptime	No	Behind	Laptime	No	Behind	Laptime	No	Behind	Laptime
65		1:26.289	65		1:23.236	65		1:22.963	65		1:23.011	65		1:23.673
84	2.855	1:29.144	84	4.823	1:25.204	84	6.415	1:24.555	84	8.565	1:25.161	84	10.204	1:25.312
78	3.539	1:29.828	78	6.018	1:25.715	78	9.137	1:26.082	78	12.364	1:26.238	24	1 LAP	1:46.732
5	7.351	1:33.640	5	12.671	1:28.556	54	17.145	1:26.800	54	20.767	1:26.633	78	14.751	1:26.060
54	8.174	1:34.463	54	13.308	1:28.370	5	18.606	1:28.898	5	22.469	1:26.874	54	23.019	1:25.925
60	9.563	1:35.852	60	15.384	1:29.057	60	20.735	1:28.314	79	26.998	1:28.610	5	25.925	1:27.129
79	10.545	1:36.834	79	16.249	1:28.940	79	21.399	1:28.113	60	27.207	1:29.483	79	31.410	1:28.085
11	12.616	1:38.905	11	21.553	1:32.173	11	29.402	1:30.812	11	37.297	1:30.906	60	32.670	1:29.136
14	12.962	1:39.251	16	22.148	1:32.000	16	30.094	1:30.909	16	38.226	1:31.143	11	44.384	1:30.760
16	13.384	1:39.673	30	22.513	1:31.619	30	31.028	1:31.478	30	38.595	1:30.578	30	44.671	1:29.749
30	14.130	1:40.419	14	23.100	1:33.374	14	31.912	1:31.775	14	40.580	1:31.679	16	45.876	1:31.323
83	14.694	1:40.983	40	26.457	1:33.509	40	35.264	1:31.770	40	44.384	1:32.131	14	47.176	1:30.269
66	15.659	1:41.948	83	26.782	1:35.324	66	37.673	1:33.266	66	47.077	1:32.415	40	53.405	1:32.694
40	16.184	1:42.473	66	27.370	1:34.947	83	38.598	1:34.779	83	49.830	1:34.243	66	56.001	1:32.597
21	18.923	1:45.212	21	32.204	1:36.517	21	45.498	1:36.257	21	58.325	1:35.838	83	1:00.439	1:34.282
35	20.945	1:47.234	43	41.976	1:42.220	43	1:01.447	1:42.434	43	1:20.004	1:41.568	21	1:10.483	1:35.831
42	21.362	1:47.651	42	43.012	1:44.886	35	1:02.038	1:41.854	35	1:20.689	1:41.662			
43	22.992	1:49.281	35	43.147	1:45.438	42	1:02.108	1:42.059	28	1:21.437	1:42.141			
28	24.780	1:51.069	28	43.509	1:41.965	28	1:02.307	1:41.761	42	1:22.364	1:43.267			
24	28.681	1:54.970	24	50.915	1:45.470	24	1:13.975	1:46.023						

Donington Park
Circuit Length = 1.9573 miles.
Start: 13:53 End: 14:08

Millers Oils/AMOC Historic formula junior Race LAP CHART

(contd.)

Lap 6			Lap 7			Lap 8			Lap 9			Lap 10		
No	Behind	Laptime	No	Behind	Laptime	No	Behind	Laptime	No	Behind	Laptime	No	Behind	Laptime
65		1:25.124	65		1:23.638	65		1:25.234	65		1:23.588	65		1:26.986
84	10.010	1:24.930	84	10.974	1:24.602	21	1 LAP	1:36.578	83	1 LAP	1:33.955	40	1 LAP	1:32.732
43	1 LAP	1:40.519	78	17.436	1:26.533	84	10.398	1:24.658	84	11.878	1:25.068	66	1 LAP	1:34.163
35	1 LAP	1:40.636	42	1 LAP	1:37.853	78	17.169	1:24.967	78	18.862	1:25.281	24	2 LAPS	1:45.487
28	1 LAP	1:40.100	43	1 LAP	1:40.258	54	30.741	1:26.778	21	1 LAP	1:36.485	84	12.882	1:27.990
42	1 LAP	1:40.146	28	1 LAP	1:39.964	5	37.449	1:30.267	54	33.287	1:26.134	83	1 LAP	1:33.889
78	14.541	1:24.914	54	29.197	1:27.842	42	1 LAP	1:37.606	5	40.268	1:26.407	78	16.451	1:24.575
54	24.993	1:27.098	35	1 LAP	1:40.918	28	1 LAP	1:39.009	79	47.770	1:28.009	21	1 LAP	1:35.593
5	27.782	1:26.981	5	32.416	1:28.272	35	1 LAP	1:38.337	60	50.057	1:29.254	54	32.249	1:25.948
24	1 LAP	1:46.582	79	40.030	1:28.025	79	43.349	1:28.553	42	1 LAP	1:38.750	5	41.017	1:27.735
79	35.643	1:29.357	60	41.793	1:28.828	60	44.391	1:27.832	28	1 LAP	1:39.280	79	47.608	1:26.824
60	36.603	1:29.057	30	56.354	1:30.296	43	1 LAP	1:44.117	35	1 LAP	1:39.775	60	51.206	1:28.135
30	49.696	1:30.149	24	1 LAP	1:44.939	30	1:00.774	1:29.654	43	1 LAP	1:44.295	42	1 LAP	1:36.834
11	51.153	1:31.893	11	57.729	1:30.214	11	1:03.000	1:30.505	30	1:08.112	1:30.926	28	1 LAP	1:38.845
16	51.739	1:30.987	14	59.502	1:30.239	14	1:04.999	1:30.731	11	1:10.092	1:30.680	30	1:11.102	1:29.976
14	52.901	1:30.849	16	1:06.911	1:38.810	16	1:11.796	1:30.119	14	1:11.914	1:30.503	35	1 LAP	1:40.588
40	1:02.366	1:34.085	40	1:11.939	1:33.211	24	1 LAP	1:44.359	16	1:17.848	1:29.640	11	1:14.379	1:31.273
66	1:03.554	1:32.677	66	1:12.814	1:32.898	66	1:19.305	1:31.725				14	1:14.842	1:29.914
83	1:10.591	1:35.276	83	1:22.017	1:35.064	40	1:19.642	1:32.937				16	1:21.809	1:30.947
21	1:20.820	1:35.461												

Donington Park
Circuit Length = 1.9573 miles.
Start: 13:53 End: 14:08

Millers Oils/AMOC Historic formula junior Race LAP CHART

(contd.)

Lap 11			Lap 12			Lap 13			Lap 14			Lap 15		
No	Behind	Laptime	No	Behind	Laptime	No	Behind	Laptime	No	Behind	Laptime	No	Behind	Laptime
65		1:23.775												
43	2 LAPS	1:49.113												
66	1 LAP	1:31.297												
40	1 LAP	1:32.760												
83	1 LAP	1:35.844												
54	34.899	1:26.425												
24	2 LAPS	1:47.971												
21	1 LAP	1:35.572												
78	46.514	1:53.838												
5	46.994	1:29.752												
79	51.663	1:27.830												
60	57.064	1:29.633												
30	1:16.418	1:29.091												
42	1 LAP	1:35.952												
11	1:22.084	1:31.480												
14	1:23.691	1:32.624												
28	1 LAP	1:39.760												
35	1 LAP	1:37.641												
16	1:30.218	1:32.184												

HSCC Historic Roadsports race

RACE RESULT

POS	NO	CL	NAME	NAT	ENTRY	TIME	LAPS	GAP	MPH	BEST
1	18	A	Laurence BAILEY		TVR Griffith	13:13.910	9		79.73	1:25.964
2	69	70F	Andrew SHEPHERD		Lotus Seven Series II	13:19.308	9	5.398	79.20	1:26.870
3	90	C	Adam ORMANDY		Lotus Elan	13:30.816	9	16.906	78.07	1:26.754
4	54	70F	Chris HOLLAND		Lotus S4	13:31.348	9	17.438	78.02	1:27.951
5	10	D	Robert BARRIE		Porsche 911S	13:39.981	9	26.071	77.20	1:28.541
6	43	70C	Howard BENTHAM		Lotus Europa	13:49.264	9	35.354	76.33	1:29.356
7	27	B	Christopher BURBURY		Triumph TR5	14:08.657	9	54.747	74.59	1:29.204
8	63	B	Colin SHARP		Triumph TR4a	14:18.862	9	1:04.952	73.70	1:32.765
9	64	E	James BILDERBECK		Turner Climax MkII	14:19.075	9	1:05.165	73.69	1:32.820
10	20	B	Rory BELL		Triumph TR5	14:19.474	9	1:05.564	73.65	1:33.217
11	28	D	Nobu ASAI Porsche		911T	14:30.260	9	1:16.350	72.74	1:35.339
12	32	E	Patrick WARD-BOOTH		Ginetta G4	14:41.337	9	1:27.427	71.82	1:34.881
13	40	70C	Bill BRAITHWAITE		Lotus Elan	14:50.327	9	1:36.417	71.10	1:34.333
14	31	B	James OWEN		Triumph TR5	13:20.235	8	1 LAP	70.30	1:35.679
15	96	Inv	Nigel BARNETT		Ford Capri 3000E	13:32.974	8	1 LAP	69.20	1:39.451
16	66	D	Mark HOBLE		Lancia Flavia Zagato	13:54.160	8	1 LAP	67.44	1:40.403
17	67	Inv	Mark POTTER		Jaguar XK150	13:59.794	8	1 LAP	66.99	1:42.645
18	30	F	Timothy BURRETT		Lancia Aurelia B20	14:00.956	8	1 LAP	66.89	1:42.826
19	81	Inv	Kate ARTHURS		Austin Healey 100M	14:39.828	7	2 LAPS	55.93	2:01.212

NOT CLASSIFIED

3	A	Martin ELDRIDGE		Ford Mustang	4:37.823	3	D.N.F.	75.68	1:29.234
74	A	Robin BATT		Jaguar E type series1	5:05.729	3	D.N.F.	68.77	1:36.827
42	70C	Ross BRAITHWAITE		Lotus Europa	3:13.552	2	D.N.F.	72.23	1:31.992
70	70C	Simon ROBERTS		Lotus Esprit	1:49.568	1	D.N.F.	63.29	1:49.568
22	C	John FITZGERALD		Lotus Elan S4	2:25.675	1	D.N.F.	47.60	

FASTEST LAP

18	A	Laurence BAILEY		TVR Griffith	1:25.964	2	81.96mph	131.91kph
90	C	Adam ORMANDY		Lotus Elan	1:26.754	2	81.22mph	130.71kph
69	70F	Andrew SHEPHERD		Lotus Seven Series II	1:26.870	5	81.11mph	130.53kph
10	D	Robert BARRIE		Porsche 911S	1:28.541	2	79.58mph	128.07kph
27	B	Christopher BURBURY		Triumph TR5	1:29.204	2	78.99mph	127.12kph
43	70C	Howard BENTHAM		Lotus Europa	1:29.356	2	78.85mph	126.90kph
64	E	James BILDERBECK		Turner Climax MkII	1:32.820	2	75.91mph	122.17kph
96	Inv	Nigel BARNETT		Ford Capri 3000E	1:39.451	8	70.85mph	114.02kph
30	F	Timothy BURRETT		Lancia Aurelia B20	1:42.826	4	68.52mph	110.28kph

Cars 2 & 26 Non Starters following Red Flag Incident in first part race

Donington Park
Circuit Length = 1.9573 miles.
Start: 14:36 End: 14:49

These results are provisional until the conclusion of any judicial and technical matters.

Clerk of Course:	Stewards:	Timekeeper:
------------------	-----------	-------------

HSCC Historic Roadsports race LAP CHART

Lap 1			Lap 2			Lap 3			Lap 4			Lap 5		
No	Behind	Laptime	No	Behind	Laptime	No	Behind	Laptime	No	Behind	Laptime	No	Behind	Laptime
18		1:31.249	18		1:25.964	18		1:30.249	18		1:31.317	18		1:26.316
90	0.610	1:31.859	90	1.400	1:26.754	90	0.919	1:29.768	69	1.297	1:28.744	69	1.851	1:26.870
54	1.898	1:33.147	54	3.885	1:27.951	69	3.870	1:30.059	90	1.936	1:32.334	90	5.310	1:29.690
69	2.452	1:33.701	69	4.060	1:27.572	54	4.665	1:31.029	54	4.764	1:31.416	54	8.297	1:29.849
10	3.199	1:34.448	10	5.776	1:28.541	10	6.065	1:30.538	10	5.500	1:30.752	10	9.576	1:30.392
3	5.703	1:36.952	3	8.973	1:29.234	3	10.361	1:31.637	43	10.869	1:31.340	43	15.255	1:30.702
43	6.198	1:37.447	43	9.590	1:29.356	43	10.846	1:31.505	81	1 LAP	2:05.291	64	38.603	1:34.643
27	6.973	1:38.222	27	10.213	1:29.204	64	26.562	1:36.971	64	30.276	1:35.031	20	39.532	1:34.760
42	10.311	1:41.560	42	16.339	1:31.992	28	27.224	1:36.021	20	31.088	1:34.670	63	40.524	1:34.551
20	11.336	1:42.585	20	18.589	1:33.217	20	27.735	1:39.395	28	31.943	1:36.036	28	41.844	1:36.217
28	12.077	1:43.326	64	19.840	1:32.820	63	28.425	1:36.937	63	32.289	1:35.181	27	41.950	1:35.120
64	12.984	1:44.233	28	21.452	1:35.339	27	31.910	1:51.946	27	33.146	1:32.553	32	52.841	1:38.262
40	14.111	1:45.360	63	21.737	1:33.485	40	34.153	1:41.922	32	40.895	1:37.390	40	54.814	1:39.533
63	14.216	1:45.465	40	22.480	1:34.333	32	34.822	1:40.796	40	41.597	1:38.761	31	55.708	1:39.631
32	15.084	1:46.333	32	24.275	1:35.155	31	35.887	1:39.577	31	42.393	1:37.823	81	1 LAP	2:05.015
31	16.298	1:47.547	31	26.559	1:36.225	74	38.267	1:40.071	96	53.756	1:41.388	96	1:07.767	1:40.327
74	17.582	1:48.831	74	28.445	1:36.827	96	43.685	1:39.675	67	1:03.721	1:43.030	67	1:20.516	1:43.111
70	18.319	1:49.568	96	34.259	1:40.877	67	52.008	1:42.645	66	1:05.136	1:42.895	66	1:21.250	1:42.430
96	19.346	1:50.595	66	39.124	1:43.207	66	53.558	1:44.683	30	1:05.606	1:42.826	30	1:22.272	1:42.982
66	21.881	1:53.130	67	39.612	1:42.708	30	54.097	1:43.345						
30	22.454	1:53.703	30	41.001	1:44.511									
67	22.868	1:54.117	81	1:25.162	2:05.598									
81	45.528	2:16.777												
22	54.426	2:25.675P												

Cars 2 & 26 Non Starters following Red Flag Incident in first part race

Donington Park
Circuit Length = 1.9573 miles.
Start: 14:36 End: 14:49

HSCC Historic Roadsports race LAP CHART

(contd.)

Lap 6			Lap 7			Lap 8			Lap 9			Lap 10		
No	Behind	Laptime	No	Behind	Laptime	No	Behind	Laptime	No	Behind	Laptime	No	Behind	Laptime
18		1:26.456	18		1:28.595	18		1:27.112	18		1:26.652			
69	3.141	1:27.746	69	3.285	1:28.739	69	3.810	1:27.637	69	5.398	1:28.240			
90	8.419	1:29.565	67	1 LAP	1:44.191	96	1 LAP	1:40.346	31	1 LAP	1:46.789			
54	11.259	1:29.418	66	1 LAP	1:44.829	90	14.152	1:29.846	90	16.906	1:29.406			
10	13.688	1:30.568	90	11.418	1:31.594	54	14.463	1:29.375	54	17.438	1:29.627			
43	19.418	1:30.619	30	1 LAP	1:44.581	10	21.653	1:32.816	96	1 LAP	1:39.451			
64	46.177	1:34.030	54	12.200	1:29.536	66	1 LAP	1:42.583	10	26.071	1:31.070			
27	46.534	1:31.040	10	15.949	1:30.856	67	1 LAP	1:46.098	43	35.354	1:32.985			
20	47.224	1:34.148	81	2 LAPS	2:03.464	43	29.021	1:33.520	66	1 LAP	1:40.403			
63	47.743	1:33.675	43	22.613	1:31.790	30	1 LAP	1:44.497	67	1 LAP	1:43.894			
28	50.858	1:35.470	27	48.185	1:30.246	81	2 LAPS	2:01.212	30	1 LAP	1:44.511			
32	1:03.483	1:37.098	64	51.713	1:34.131	27	51.175	1:30.102	27	54.747	1:30.224			
31	1:06.216	1:36.964	20	52.091	1:33.462	64	57.536	1:32.935	63	1:04.952	1:33.738			
40	1:06.239	1:37.881	63	52.213	1:33.065	63	57.866	1:32.765	64	1:05.165	1:34.281			
96	1:21.626	1:40.315	28	57.784	1:35.521	20	58.987	1:34.008	20	1:05.564	1:33.229			
			32	1:10.484	1:35.596	28	1:06.383	1:35.711	28	1:16.350	1:36.619			
			31	1:13.300	1:35.679	32	1:19.198	1:35.826	81	2 LAPS	2:02.471			
			40	1:14.152	1:36.508	40	1:23.957	1:36.917	32	1:27.427	1:34.881			
									40	1:36.417	1:39.112			

Cars 2 & 26 Non Starters following Red Flag Incident in first part race

Donington Park
Circuit Length = 1.9573 miles.
Start: 14:36 End: 14:49

HSCC Legends Historic Formula Ford Race

RACE RESULT

POS	NO	CL	NAME	NAT	ENTRY	TIME	LAPS	GAP	MPH	BEST
1	1		Neil FOWLER		Lola T200	15:01.409	11		85.86	1:20.161
2	14		Guy MINSHAW		Merlyn Mk 20	15:05.607	11	4.198	85.46	1:20.049
3	52		Andrew NEWALL		Elden Mk8	15:16.501	11	15.092	84.44	1:20.501
4	8		John GOLDSMITH		Macon MR8B	15:18.322	11	16.913	84.28	1:21.903
5	33		Adam HAMPSON		Lola T204	15:31.625	11	30.216	83.07	1:22.479
6	11		Westie MITCHELL		Merlyn Mk 20	15:32.143	11	30.734	83.03	1:22.325
7	27		Dick DIXON		Lotus 61	15:32.690	11	31.281	82.98	1:22.361
8	31		Alastair GARRATT		Lola T200	15:51.060	11	49.651	81.38	1:23.613
9	77		Christopher SHARPLES		Palliser WDF1	15:59.986	11	58.577	80.62	1:23.634
10	21		Neil BOWMAN		Macon MR7B	16:00.205	11	58.796	80.60	1:23.882
11	48		Crispin SCHLAEFLI		Macon MR8	16:01.140	11	59.731	80.52	1:24.282
12	39		Michael RICHINGS		Alesis 15	16:16.979	11	1:15.570	79.22	1:26.171
13	54		Alex MEEK		Merlyn MK20A	16:17.253	11	1:15.844	79.19	1:25.082
14	23		Gil DUFFY		March 708	16:27.855	11	1:26.446	78.34	1:26.695
15	99	N	Gregory THORNTON		Titan Mk4	15:01.475	10	1 LAP	78.04	1:27.520
16	47		Anthony DEMPSTER		Lola T200	15:12.041	10	1 LAP	77.13	1:28.103
17	63		Neil FENDER		Jamun T2	15:12.483	10	1 LAP	77.09	1:28.961
18	18		Michael CONDLIFFE		Alexis Mk18	15:18.346	10	1 LAP	76.60	1:29.305
19	56		Andrew GARSIDE		Alexis Mk14	15:24.653	10	1 LAP	76.08	1:30.175
20	78		John SYKES		Merlyn Mk11A	15:26.416	10	1 LAP	75.93	1:28.886
21	59		Terence TUMBER		Lola T200	15:37.359	10	1 LAP	75.05	1:29.709
22	89	N	Gary CRITCHER		Nike Mk 4/6	15:51.069	10	1 LAP	73.97	1:33.019
23	70		Paul SHIPLEY		Lotus 51	15:52.679	10	1 LAP	73.84	1:32.540
24	97	N	Alan HICKS		Lotus 61	16:14.484	10	1 LAP	72.19	1:32.687
25	69		Dave LOWE		Lotus 69	16:07.785	9		65.41	1:25.031

NOT CLASSIFIED

83	John PEARSON	Merlyn Mk11A	12:17.192	9	D.N.F.	85.87	1:19.864
46	Michael BROMLEY	Merlyn Mk11A	12:20.904	8	D.N.F.	75.93	1:29.934
41	Richard TROTT	Merlyn Mk20	9:53.643	7	D.N.F.	82.89	1:22.242
44	John BLADON	Merlyn Mk11A	10:03.916	7	D.N.F.	81.48	1:22.869
42	Nigel BANCROFT	Crossle 20F	8:27.155	6	D.N.F.	83.14	1:22.834
12	Jason MINSHAW	Merlyn Mk20	1:25.854	1	D.N.F.	80.77	1:25.854

FASTEST LAP

83	John PEARSON	Merlyn Mk11A	1:19.864	5	88.22mph	141.99kph
99	N Gregory THORNTON	Titan Mk4	1:27.520	10	80.51mph	129.56kph

Result includes 10 second startline penalty - car 44

Donington Park
Circuit Length = 1.9573 miles.
Start: 15:01 End: 15:16

These results are provisional until the conclusion of any judicial and technical matters.

Clerk of Course:	Stewards:	Timekeeper:

HSCC Legends Historic Formula Ford Race

LAP CHART

Lap 1			Lap 2			Lap 3			Lap 4			Lap 5		
No	Behind	Laptime	No	Behind	Laptime	No	Behind	Laptime	No	Behind	Laptime	No	Behind	Laptime
12		1:25.854	1		1:23.254	1		1:20.547	1		1:20.161	1		1:20.489
1	0.158	1:26.012	14	0.648	1:22.803	14	0.501	1:20.400	83	1.054	1:20.491	83	0.429	1:19.864
83	0.514	1:26.368	83	1.067	1:23.965	83	0.724	1:20.204	14	1.535	1:21.195	14	1.095	1:20.049
14	1.257	1:27.111	52	1.710	1:23.719	52	2.599	1:21.436	52	3.023	1:20.585	52	3.035	1:20.501
52	1.403	1:27.257	8	1.721	1:23.131	8	3.807	1:22.633	8	5.549	1:21.903	8	6.996	1:21.936
8	2.002	1:27.856	44	4.522	1:23.335	44	6.844	1:22.869	44	10.052	1:23.369	42	13.340	1:22.942
77	4.220	1:30.074	42	5.508	1:24.443	33	7.543	1:22.747	33	10.383	1:23.001	33	13.432	1:23.538
42	4.477	1:30.331	33	5.343	1:23.997	42	7.795	1:22.834	42	10.887	1:23.253	44	14.143	1:24.580
44	4.599	1:30.453	11	6.224	1:24.667	11	8.914	1:23.237	11	11.078	1:22.325	11	14.413	1:23.824
33	4.758	1:30.612	27	6.637	1:24.566	41	9.371	1:23.098	41	11.452	1:22.242	41	14.711	1:23.748
41	4.963	1:30.817	41	6.820	1:25.269	27	9.733	1:23.643	27	11.933	1:22.361	27	14.929	1:23.485
11	4.969	1:30.823	54	10.035	1:25.271	54	15.501	1:26.013	54	20.422	1:25.082	54	25.281	1:25.348
27	5.483	1:31.337	23	11.609	1:26.820	31	17.813	1:25.984	31	21.265	1:23.613	31	26.211	1:25.435
54	8.176	1:34.030	31	12.376	1:26.066	23	19.532	1:28.470	23	26.066	1:26.695	23	34.662	1:29.085
23	8.201	1:34.055	63	18.227	1:29.604	39	28.121	1:30.152	48	34.827	1:26.068	48	38.620	1:24.282
31	9.722	1:35.576	39	18.516	1:30.081	63	28.410	1:30.730	39	36.003	1:28.043	77	39.712	1:23.634
39	11.847	1:37.701	21	18.640	1:28.849	48	28.920	1:30.527	21	36.228	1:27.238	21	40.283	1:24.544
18	11.980	1:37.834	48	18.940	1:27.144	21	29.151	1:31.058	77	36.567	1:25.999	39	42.784	1:27.270
63	12.035	1:37.889	18	19.675	1:31.107	18	29.953	1:30.825	99	40.360	1:30.005	99	49.398	1:29.527
46	12.778	1:38.632	99	20.975	1:30.223	99	30.516	1:30.088	63	40.917	1:32.668	63	50.419	1:29.991
21	13.203	1:39.057	46	21.395	1:32.029	77	30.729	1:26.329	18	41.614	1:31.822	78	50.768	1:29.093
99	14.164	1:40.018	78	23.423	1:30.766	46	31.521	1:30.673	78	42.164	1:30.520	47	51.582	1:28.711
48	15.208	1:41.062	56	24.632	1:32.247	78	31.805	1:28.929	46	43.100	1:31.740	18	52.210	1:31.085
56	15.797	1:41.651	47	24.899	1:31.722	47	32.455	1:28.103	47	43.360	1:31.066	46	54.658	1:32.047
78	16.069	1:41.923	77	24.947	1:44.139	56	37.712	1:33.627	56	48.321	1:30.770	56	59.098	1:31.266
47	16.589	1:42.443	59	26.944	1:33.096	59	39.642	1:33.245	59	50.504	1:31.023	59	59.724	1:29.709
59	17.260	1:43.114	89	31.460	1:35.713	89	44.908	1:33.995	89	57.966	1:33.219	89	1:10.496	1:33.019
89	19.159	1:45.013	70	31.889	1:35.493	70	46.072	1:34.730	70	59.727	1:33.816	70	1:13.268	1:34.030
70	19.808	1:45.662	97	35.894	1:39.168	97	52.403	1:37.056	69	1:05.443	1:25.718	69	1:17.384	1:32.430P
97	20.138	1:45.992	69	55.402	1:25.794	69	59.886	1:25.031	97	1:07.446	1:35.204			
69	53.020	2:18.874												

Result includes 10 second startline penalty - car 44

Donington Park
 Circuit Length = 1.9573 miles.
 Start: 15:01 End: 15:16

HSCC Legends Historic Formula Ford Race

LAP CHART

(contd.)

Lap 6			Lap 7			Lap 8			Lap 9			Lap 10		
No	Behind	Laptime	No	Behind	Laptime	No	Behind	Laptime	No	Behind	Laptime	No	Behind	Laptime
1		1:20.211	83		1:21.197	1		1:21.007	1		1:22.784	1		1:22.543
83	0.411	1:20.193	1	0.308	1:21.916	83	0.353	1:21.668	83	0.811	1:23.242	63	1 LAP	1:30.611
14	1.659	1:20.775	14	1.748	1:21.697	14	1.968	1:21.535	14	2.410	1:23.226	78	1 LAP	1:30.254
97	1 LAP	1:36.591	89	1 LAP	1:33.081	8	13.048	1:23.389	46	1 LAP	1:33.721	14	3.371	1:23.504
52	4.090	1:21.266	70	1 LAP	1:33.009	52	13.992	1:21.537	56	1 LAP	1:31.391	47	1 LAP	1:31.706
8	9.553	1:22.768	8	10.974	1:23.029	89	1 LAP	1:33.852	59	1 LAP	1:36.520	18	1 LAP	1:30.942
33	16.286	1:23.065	52	13.770	1:31.288	70	1 LAP	1:33.223	52	13.609	1:22.401	56	1 LAP	1:31.299
42	16.481	1:23.352	97	1 LAP	1:35.787	11	23.299	1:23.517	8	13.881	1:23.617	52	13.847	1:22.781
44	18.038	1:24.106	11	21.097	1:24.299	27	26.207	1:25.696	89	1 LAP	1:33.368	8	14.778	1:23.440
11	18.406	1:24.204	41	21.361	1:24.400	33	29.162	1:23.225	70	1 LAP	1:32.540	59	1 LAP	1:35.730
41	18.569	1:24.069	44	21.634	1:25.204	97	1 LAP	1:42.017	11	26.560	1:26.045	11	28.338	1:24.321
27	20.681	1:25.963	27	21.826	1:22.753	31	41.550	1:25.848	27	27.228	1:23.805	33	28.860	1:22.546
31	31.541	1:25.541	33	27.252	1:32.574	77	51.041	1:26.568	33	28.857	1:22.479	27	29.592	1:24.907
54	32.192	1:27.122	31	37.017	1:27.084	21	51.692	1:26.060	69	2 LAPS	2:29.714	89	1 LAP	1:35.402
77	43.276	1:23.775	54	39.875	1:29.291	48	52.080	1:25.904	31	43.386	1:24.620	70	1 LAP	1:35.648
48	43.719	1:25.310	77	45.788	1:24.120	54	58.225	1:39.665	97	1 LAP	1:32.687	31	46.563	1:25.720
21	43.954	1:23.882	21	46.947	1:24.601	39	1:01.375	1:28.713	77	52.886	1:24.629	69	2 LAPS	1:35.938
23	44.664	1:30.213	48	47.491	1:25.380	23	1:02.088	1:31.714	21	53.296	1:24.388	77	55.870	1:25.527
39	49.176	1:26.603	23	51.689	1:28.633	99	1:12.766	1:29.367	48	53.747	1:24.451	21	56.382	1:25.629
99	57.728	1:28.541	39	53.977	1:26.409	63	1:16.478	1:30.576	54	1:02.996	1:27.555	48	57.247	1:26.043
63	59.169	1:28.961	69	1 LAP	2:20.649P	47	1:17.802	1:30.653	39	1:06.356	1:27.765	97	1 LAP	1:33.707
78	59.443	1:28.886	99	1:04.714	1:28.594	78	1:17.982	1:31.643	23	1:09.930	1:30.626	54	1:09.629	1:29.176
47	59.934	1:28.563	63	1:07.217	1:29.656	18	1:21.199	1:31.739	99	1:17.574	1:27.592	39	1:09.984	1:26.171
18	1:01.304	1:29.305	78	1:07.654	1:29.819							23	1:18.176	1:30.789
46	1:04.381	1:29.934	47	1:08.464	1:30.138									
56	1:09.062	1:30.175	18	1:10.775	1:31.079									
59	1:10.463	1:30.950	46	1:14.901	1:32.128									
			56	1:17.717	1:30.263									
			59	1:19.432	1:30.577									

Result includes 10 second startline penalty - car 44

Donington Park
 Circuit Length = 1.9573 miles.
 Start: 15:01 End: 15:16

HSCC Legends Historic Formula Ford Race

LAP CHART

(contd.)

Lap 11			Lap 12			Lap 13			Lap 14			Lap 15		
No	Behind	Laptime	No	Behind	Laptime	No	Behind	Laptime	No	Behind	Laptime	No	Behind	Laptime
1		1:22.485												
99	1 LAP	1:27.520												
14	4.198	1:23.312												
47	1 LAP	1:28.936												
63	1 LAP	1:31.797												
52	15.092	1:23.730												
8	16.913	1:24.620												
18	1 LAP	1:32.608												
56	1 LAP	1:31.964												
78	1 LAP	1:44.583												
33	30.216	1:23.841												
11	30.734	1:24.881												
27	31.281	1:24.174												
59	1 LAP	1:33.395												
89	1 LAP	1:34.407												
31	49.651	1:25.573												
70	1 LAP	1:34.528												
77	58.577	1:25.192												
21	58.796	1:24.899												
48	59.731	1:24.969												
69	2 LAPS	1:33.637												
97	1 LAP	1:36.275												
39	1:15.570	1:28.071												
54	1:15.844	1:28.700												
23	1:26.446	1:30.755												

Result includes 10 second startline penalty - car 44

Donington Park
 Circuit Length = 1.9573 miles.
 Start: 15:01 End: 15:16

HSCC 70s Roadsports Championship Race

RACE RESULT

POS	NO	CL	NAME	NAT	ENTRY	TIME	LAPS	GAP	MPH	BEST
1	24	B	Charles BARTER		Datsun 240 Z	16:13.796	11		79.48	1:27.144
2	27	B	Matthew BANNISTER		Datsun 240 Z	16:24.012	11	10.216	78.65	1:28.208
3	7	A	Richard THORNE		Morgan +8	16:29.292	11	15.496	78.23	1:28.346
4	4	A	Robin GRAY		Pontiac Firebird	16:41.112	11	27.316	77.31	1:29.416
5	31	A	Mark BENNETT		MGB GT V8	16:43.651	11	29.855	77.11	1:29.805
6	51	B	Julian GAMAGE		Triumph TR6	16:48.464	11	34.668	76.74	1:28.999
7	9	B	Julian BARTER		TVR 3000M	16:58.662	11	44.866	75.98	1:29.451
8	26	B	Paul STAFFORD		Datsun 240 Z	17:07.194	11	53.398	75.34	1:31.404
9	37	B	Ken DAVIES		Porsche 911E	17:25.631	11	1:11.835	74.02	1:32.505
10	1	D2	Adam BAGNALL		Triumph GT6 Mk3	17:30.268	11	1:16.472	73.69	1:32.486
11	62	D2	James CALVERT		VW Porsche 914/4	16:16.611	10	1 LAP	72.03	1:35.461
12	12	B	Neil CONDLIFFE		TVR 3000M	16:18.729	10	1 LAP	71.88	1:34.930
13	14	D1	Jai SHARMA		Lancia Fulvia	16:18.886	10	1 LAP	71.86	1:35.903
14	57	D2	Mark OLDFIELD		Alfa Romeo Alfetta GTV	16:22.428	10	1 LAP	71.61	1:35.285
15	55	D2	Jason KENNEDY		Lancia Beta Coupe	16:26.633	10	1 LAP	71.30	1:35.653
16	33	B	Clive FOSKETT		Datsun 240 Z	16:40.156	10	1 LAP	70.34	1:37.610
17	50	D2	Matthew HAMMOND		Triumph TR7	16:52.398	10	1 LAP	69.49	1:37.801
18	48	D1	Guy HARTNELL		Lancia Fulvia HF	16:56.842	10	1 LAP	69.18	1:37.562
19	21	B	Peter GREGORY		Masariti Merak	16:59.896	10	1 LAP	68.97	1:38.899
20	52	D2	Graham HALL		Alfa Romeo 2000 GTV	17:01.840	10	1 LAP	68.84	1:38.870
21	10	D1	Nigel ASHLEY		Alfa Romeo GT Junior	17:16.677	10	1 LAP	67.86	1:40.897
22	60	D2	David MARSHALL		Lancia Beta Monte Carlo	16:23.679	9	2 LAPS	64.35	1:44.661

NOT CLASSIFIED

77	A	Andrew SHARPE	Porsche 928	11:03.575	7	D.N.F.	74.16	1:32.105
63	D1	Jeremy ANSTEAD	Fiat X19	7:02.787	4	D.N.F.	66.40	1:37.553
65	D2	Stephen COOKE	Triumph GT6 Mk3	5:25.358	3	D.N.F.	64.62	1:43.687
53	E	Lucy HAMMOND	Triumph Spitfirs	1:54.908	1	D.N.F.	60.35	1:54.908

FASTEST LAP

24	B	Charles BARTER	Datsun 240 Z	1:27.144	3	80.85mph	130.12kph
7	A	Richard THORNE	Morgan +8	1:28.346	7	79.75mph	128.35kph
1	D2	Adam BAGNALL	Triumph GT6 Mk3	1:32.486	2	76.18mph	122.61kph
14	D1	Jai SHARMA	Lancia Fulvia	1:35.903	6	73.47mph	118.24kph
53	E	Lucy HAMMOND	Triumph Spitfirs	1:54.908	1	60.35mph	97.12kph

Donington Park
Circuit Length = 1.9573 miles.
Start: 15:30 End: 15:46

These results are provisional until the conclusion of any judicial and technical matters.

Clerk of Course:	Stewards:	Timekeeper:
------------------	-----------	-------------

HSCC 70s Roadsports Championship Race

LAP CHART

Lap 1			Lap 2			Lap 3			Lap 4			Lap 5		
No	Behind	Laptime	No	Behind	Laptime	No	Behind	Laptime	No	Behind	Laptime	No	Behind	Laptime
24		1:31.444	24		1:27.413	24		1:27.144	24		1:28.550	24		1:28.299
27	2.057	1:33.501	27	3.904	1:29.260	27	5.146	1:28.386	27	6.365	1:29.769	27	7.959	1:29.893
7	4.388	1:35.832	7	8.183	1:31.208	7	10.539	1:29.500	7	12.080	1:30.091	60	1 LAP	1:48.806
4	4.898	1:36.342	4	8.761	1:31.276	4	11.033	1:29.416	4	12.611	1:30.128	7	12.829	1:29.048
31	5.385	1:36.829	31	9.615	1:31.643	31	13.622	1:31.151	31	15.873	1:30.801	4	14.131	1:29.819
26	7.108	1:38.552	26	11.099	1:31.404	26	15.362	1:31.407	26	19.904	1:33.092	31	18.054	1:30.480
1	7.319	1:38.763	51	11.822	1:30.481	51	15.657	1:30.979	51	20.041	1:32.934	51	23.033	1:31.291
37	8.407	1:39.851	1	12.392	1:32.486	1	17.995	1:32.747	37	24.837	1:33.662	26	24.049	1:32.444
51	8.754	1:40.198	37	14.364	1:33.370	37	19.725	1:32.505	1	26.322	1:36.877	9	31.428	1:32.995
77	12.615	1:44.059	77	18.883	1:33.681	9	22.414	1:30.143	9	26.732	1:32.868	37	31.490	1:34.952
9	13.483	1:44.927	9	19.415	1:33.345	77	25.255	1:33.516	77	29.255	1:32.550	77	34.420	1:33.464
12	14.333	1:45.777	62	25.050	1:37.382	62	35.069	1:37.163	62	43.334	1:36.815	1	35.109	1:37.086
62	15.081	1:46.525	14	25.905	1:37.656	14	36.432	1:37.671	14	44.478	1:36.596	62	51.293	1:36.258
14	15.662	1:47.106	55	25.968	1:37.583	63	37.025	1:37.553	55	46.486	1:37.652	14	52.102	1:35.923
55	15.798	1:47.242	63	26.616	1:37.739	55	37.384	1:38.560	12	46.733	1:37.195	12	53.364	1:34.930
63	16.290	1:47.734	12	27.280	1:40.360	12	38.088	1:37.952	57	49.818	1:36.026	55	54.956	1:36.769
33	17.709	1:49.153	33	28.278	1:37.982	57	42.342	1:36.512	33	55.108	1:39.616	57	57.143	1:35.624
52	20.941	1:52.385	57	32.974	1:38.906	33	44.042	1:42.908	21	1:01.741	1:39.941	33	1:05.412	1:38.603
57	21.481	1:52.925	52	35.347	1:41.819	52	49.287	1:41.084	52	1:02.698	1:41.961	21	1:13.687	1:40.245
21	22.631	1:54.075	21	36.900	1:41.682	21	50.350	1:40.594	48	1:03.025	1:40.564	50	1:14.722	1:39.254
48	23.217	1:54.661	48	37.916	1:42.112	48	51.011	1:40.239	50	1:03.767	1:39.069	48	1:15.126	1:40.400
53	23.464	1:54.908	50	39.259	1:42.188	50	53.248	1:41.133	63	1:08.236	1:59.761	52	1:19.488	1:45.089
50	24.484	1:55.928	10	42.508	1:44.226	65	59.357	1:43.687	10	1:13.609	1:42.216	10	1:26.812	1:41.502
65	24.845	1:56.289	65	42.814	1:45.382	10	59.943	1:44.579						
10	25.695	1:57.139	60	54.693	1:50.638	60	1:20.618	1:53.069						
60	31.468	2:02.912												

Donington Park
 Circuit Length = 1.9573 miles.
 Start: 15:30 End: 15:46

HSCC 70s Roadsports Championship Race

LAP CHART

(contd.)

Lap 6			Lap 7			Lap 8			Lap 9			Lap 10		
No	Behind	Laptime	No	Behind	Laptime	No	Behind	Laptime	No	Behind	Laptime	No	Behind	Laptime
24		1:27.988	24		1:27.752	24		1:28.773	24		1:28.109	24		1:28.004
27	9.447	1:29.476	52	1 LAP	1:38.870	50	1 LAP	1:41.344	33	1 LAP	1:38.915	57	1 LAP	1:37.785
7	14.309	1:29.468	27	10.335	1:28.640	27	10.974	1:29.412	27	11.925	1:29.060	55	1 LAP	1:38.107
4	16.854	1:30.711	10	1 LAP	1:42.080	21	1 LAP	1:43.723	7	15.823	1:29.328	27	12.328	1:28.407
31	22.239	1:32.173	7	14.903	1:28.346	48	1 LAP	1:43.522	50	1 LAP	1:38.136	7	16.683	1:28.864
51	26.311	1:31.266	4	20.953	1:31.851	52	1 LAP	1:39.869	21	1 LAP	1:39.755	33	1 LAP	1:39.494
26	29.632	1:33.571	31	24.860	1:30.373	7	14.604	1:28.474	48	1 LAP	1:39.889	4	28.034	1:30.030
60	1 LAP	1:46.740	51	27.931	1:29.372	4	23.356	1:31.176	4	26.008	1:30.761	31	29.653	1:29.805
9	33.656	1:30.216	26	33.820	1:31.940	31	26.130	1:30.043	52	1 LAP	1:41.496	50	1 LAP	1:38.522
77	38.537	1:32.105	9	35.355	1:29.451	10	1 LAP	1:41.835	31	27.852	1:29.831	51	34.974	1:33.231
37	40.681	1:37.179	77	44.985	1:34.200	51	28.157	1:28.999	51	29.747	1:29.699	48	1 LAP	1:38.573
1	43.174	1:36.053	60	1 LAP	1:44.661	26	37.441	1:32.394	10	1 LAP	1:41.005	21	1 LAP	1:41.522
62	59.551	1:36.246	37	48.533	1:35.604	9	37.583	1:31.001	9	39.514	1:30.040	52	1 LAP	1:39.410
14	1:00.017	1:35.903	1	50.581	1:35.159	37	54.371	1:34.611	26	44.862	1:35.530	9	43.066	1:31.556
12	1:00.840	1:35.464	62	1:07.260	1:35.461	1	59.014	1:37.206	37	1:01.059	1:34.797	26	50.588	1:33.730
55	1:02.621	1:35.653	14	1:08.620	1:36.355	60	1 LAP	1:45.351	1	1:05.924	1:35.019	10	1 LAP	1:40.897
57	1:04.440	1:35.285	12	1:09.188	1:36.100	62	1:16.859	1:38.372	60	1 LAP	1:44.739	37	1:08.004	1:34.949
33	1:15.167	1:37.743	55	1:11.204	1:36.335	14	1:16.980	1:37.133	14	1:25.224	1:36.353	1	1:12.687	1:34.767
21	1:25.159	1:39.460	57	1:12.435	1:35.747	12	1:17.413	1:36.998	62	1:25.418	1:36.668			
50	1:25.757	1:39.023	33	1:25.025	1:37.610	55	1:19.148	1:36.717	12	1:26.000	1:36.696			
48	1:26.458	1:39.320				57	1:19.215	1:35.553						

Donington Park
 Circuit Length = 1.9573 miles.
 Start: 15:30 End: 15:46

HSCC 70s Roadsports Championship Race

LAP CHART

(contd.)

Lap 11			Lap 12			Lap 13			Lap 14			Lap 15		
No	Behind	Laptime	No	Behind	Laptime	No	Behind	Laptime	No	Behind	Laptime	No	Behind	Laptime
24		1:30.320												
62	1 LAP	1:35.721												
12	1 LAP	1:37.257												
14	1 LAP	1:38.190												
57	1 LAP	1:38.065												
60	2 LAPS	1:46.763												
27	10.216	1:28.208												
55	1 LAP	1:42.015												
7	15.496	1:29.133												
33	1 LAP	1:38.132												
4	27.316	1:29.602												
31	29.855	1:30.522												
51	34.668	1:30.014												
50	1 LAP	1:37.801												
48	1 LAP	1:37.562												
9	44.866	1:32.120												
21	1 LAP	1:38.899												
52	1 LAP	1:39.857												
26	53.398	1:33.130												
10	1 LAP	1:41.198												
37	1:11.835	1:34.151												
1	1:16.472	1:34.105												

Donington Park
 Circuit Length = 1.9573 miles.
 Start: 15:30 End: 15:46

Printed - 15:48 Sunday, 11 April 2004

HSCC Derek Bell Trophy Race

RACE RESULT

POS	NO	CL	NAME	NAT	ENTRY	TIME	LAPS	GAP	MPH	BEST
1	40	A	Simon HADFIELD		Trojan T101	16:06.240	14		101.97	1:06.738
2	48	C	Stuart TILLEY		Modus M1	16:10.285	13	1 LAP	94.29	1:13.476
3	11	B	Tim BARRINGTON		Lola T240	16:23.523	13	1 LAP	93.02	1:13.790
4	98	A	Steven FITZSIMMONS		Lola T400	16:55.419	13	1 LAP	90.10	1:16.348
5	66	A	Michael SCOTT		Lola T300	17:04.505	13	1 LAP	89.30	1:16.423
6	61	B	D. STREVE-MUELHENS		March 712M	17:10.376	13	1 LAP	88.79	1:15.572
7	99	C	Patrick SUMNER		Kitchiner K4B	17:11.190	13	1 LAP	88.72	1:17.209
8	1	Inv	Paul SMITH		Reynard SF79	17:12.252	13	1 LAP	88.63	1:16.340
9	59	B	Nick WADHAM		Tecno F2 69	17:25.059	13	1 LAP	87.54	1:18.270
10	71	B	Alain DEWAGTER		Chevron B48	17:28.141	13	1 LAP	87.28	1:18.452
11	80	C	Chris BALL		Brabham BT28/29	16:09.597	12	2 LAPS	87.09	1:17.850
12	28	A	Keith NORRIS		Chevron B28	16:29.053	12	2 LAPS	85.37	1:19.633
13	36	C	James LEDAMUN		Crossle F2	16:33.124	12	2 LAPS	85.02	1:19.842
14	62	C	John RAND		Lotus 59/69 B	16:51.449	12	2 LAPS	83.48	1:21.152
15	93	A	David WOOD		Lola T142	17:17.914	11	3 LAPS	74.57	1:31.737

NOT CLASSIFIED

55	A	Judith LYONS		McLaren M18	17:00.547	10	N.C.F.	68.93	1:37.492
----	---	---------------------	--	-------------	-----------	----	--------	-------	----------

FASTEST LAP

40	A	Simon HADFIELD		Trojan T101	1:06.738	11	105.58mph	169.91kph
48	C	Stuart TILLEY		Modus M1	1:13.476	11	95.89mph	154.33kph
11	B	Tim BARRINGTON		Lola T240	1:13.790	13	95.49mph	153.67kph
1	Inv	Paul SMITH		Reynard SF79	1:16.340	12	92.30mph	148.54kph

Donington Park
 Circuit Length = 1.9573 miles.
 Start: 16.06 End: 16.22

These results are provisional until the conclusion of any judicial and technical matters.

Clerk of Course:	Stewards:	Timekeeper:
------------------	-----------	-------------

HSCC Derek Bell Trophy Race

LAP CHART

Lap 1			Lap 2			Lap 3			Lap 4			Lap 5		
No	Behind	Laptime	No	Behind	Laptime	No	Behind	Laptime	No	Behind	Laptime	No	Behind	Laptime
48		1:16.861	40		1:08.312	40		1:08.763	40		1:11.498	40		1:07.764
74	82	45.656	48	8.080	1:14.752	48	13.498	1:14.181	93	1 LAP	1:33.059	48	24.133	1:14.277
11	3.368	1:20.229	11	14.494	1:17.798	11	22.084	1:16.353	48	17.620	1:15.620	93	1 LAP	1:36.226
98	5.923	1:22.784	98	18.094	1:18.843	98	28.070	1:18.739	55	1 LAP	1:40.311	11	34.199	1:15.457
71	6.553	1:23.414	71	18.333	1:18.452	71	28.520	1:18.950	11	26.506	1:15.920	98	45.465	1:18.635
1	7.404	1:24.265	1	19.614	1:18.882	1	30.036	1:19.185	98	34.594	1:18.022	71	46.711	1:18.931
99	8.790	1:25.651	99	22.079	1:19.961	99	32.554	1:19.238	71	35.544	1:18.522	1	48.227	1:19.389
61	9.508	1:26.369	80	23.136	1:19.767	80	35.367	1:20.994	1	36.602	1:18.064	99	50.813	1:18.233
80	10.041	1:26.902	61	24.226	1:21.390	61	35.757	1:20.294	99	40.344	1:19.288	66	52.368	1:16.927
66	10.484	1:27.345	66	24.610	1:20.798	66	35.802	1:19.955	66	43.205	1:18.901	55	1 LAP	1:44.940
59	12.674	1:29.535	59	27.232	1:21.230	59	39.964	1:21.495	61	45.643	1:21.384	61	55.890	1:18.011
28	14.701	1:31.562	28	31.208	1:23.179	28	44.117	1:21.672	80	46.262	1:22.393	59	59.723	1:18.893
36	15.584	1:32.445	36	33.848	1:24.936	36	48.490	1:23.405	59	48.594	1:20.128	80	1:01.155	1:22.657
62	16.108	1:32.969	62	34.809	1:25.373	62	49.731	1:23.685	28	53.234	1:20.615	28	1:05.767	1:20.297
93	22.288	1:39.149	93	47.353	1:31.737				36	58.162	1:21.170			
55	27.268	1:44.129	55	58.088	1:37.492				62	1:00.795	1:22.562			

Donington Park
 Circuit Length = 1.9573 miles.
 Start: 16.06 End: 16.22

HSCC Derek Bell Trophy Race

LAP CHART

(contd.)

Lap 6			Lap 7			Lap 8			Lap 9			Lap 10		
No	Behind	Laptime	No	Behind	Laptime	No	Behind	Laptime	No	Behind	Laptime	No	Behind	Laptime
40		1:07.305	40		1:09.193	40		1:11.605	40		1:07.906	40		1:06.783
36	1 LAP	1:22.513	59	1 LAP	1:20.165	1	1 LAP	1:21.228	98	1 LAP	1:17.848	98	1 LAP	1:17.091
62	1 LAP	1:22.633	80	1 LAP	1:21.562	99	1 LAP	1:20.060	66	1 LAP	1:18.343	55	3 LAPS	1:40.736
48	30.747	1:13.919	28	1 LAP	1:21.907	61	1 LAP	1:19.432	71	1 LAP	1:21.288	66	1 LAP	1:17.593
11	42.307	1:15.413	36	1 LAP	1:21.153	93	2 LAPS	1:36.904	99	1 LAP	1:20.007	71	1 LAP	1:19.419
93	1 LAP	1:33.895	55	2 LAPS	1:44.253	59	1 LAP	1:19.870	1	1 LAP	1:20.731	99	1 LAP	1:18.920
98	56.027	1:17.867	62	1 LAP	1:24.114	80	1 LAP	1:19.053	61	1 LAP	1:17.281	61	1 LAP	1:18.143
71	59.941	1:20.535	48	36.192	1:14.638	28	1 LAP	1:25.239	59	1 LAP	1:19.817	1	1 LAP	1:19.505
1	1:00.569	1:19.647	11	47.947	1:14.833	36	1 LAP	1:19.842	80	1 LAP	1:18.890	80	1 LAP	1:17.850
66	1:01.486	1:16.423	98	1:04.228	1:17.394	62	1 LAP	1:22.098	93	2 LAPS	1:34.442	59	1 LAP	1:19.188
99	1:02.054	1:18.546	71	1:10.589	1:19.841	48	39.113	1:14.526	28	1 LAP	1:22.910	48	52.825	1:14.456
61	1:06.675	1:18.090	66	1:11.605	1:19.312	11	50.564	1:14.222	36	1 LAP	1:22.563	28	1 LAP	1:21.002
						55	2 LAPS	1:42.351	48	45.152	1:13.945	36	1 LAP	1:20.605
									62	1 LAP	1:21.152	93	2 LAPS	1:33.434
									11	56.811	1:14.153	11	1:04.617	1:14.589
												62	1 LAP	1:24.494

Donington Park
 Circuit Length = 1.9573 miles.
 Start: 16.06 End: 16.22

HSCC Derek Bell Trophy Race

LAP CHART

(contd.)

Lap 11			Lap 12			Lap 13			Lap 14			Lap 15		
No	Behind	Laptime	No	Behind	Laptime	No	Behind	Laptime	No	Behind	Laptime	No	Behind	Laptime
40		1:06.738	40		1:08.335	40		1:07.718	40		1:09.099			
98	1 LAP	1:16.348	11	1 LAP	1:14.975	28	2 LAPS	1:20.943	80	2 LAPS	1:18.866			
66	1 LAP	1:16.779	62	2 LAPS	1:25.394	11	1 LAP	1:15.791	48	1 LAP	1:13.999			
99	1 LAP	1:18.110	93	3 LAPS	1:33.351	36	2 LAPS	1:21.223	11	1 LAP	1:13.790			
61	1 LAP	1:20.619	98	1 LAP	1:16.738	55	4 LAPS	1:41.558	28	2 LAPS	1:19.633			
1	1 LAP	1:20.601	66	1 LAP	1:16.689	62	2 LAPS	1:22.616	36	2 LAPS	1:22.498			
71	1 LAP	1:23.098	99	1 LAP	1:17.935	98	1 LAP	1:18.327	62	2 LAPS	1:24.359			
59	1 LAP	1:19.009	61	1 LAP	1:16.275	93	3 LAPS	1:32.213	98	1 LAP	1:16.783			
80	1 LAP	1:20.029	1	1 LAP	1:16.658	66	1 LAP	1:17.005	55	4 LAPS	1:41.236			
55	3 LAPS	1:43.541	71	1 LAP	1:22.342	61	1 LAP	1:15.572	66	1 LAP	1:18.435			
48	59.563	1:13.476	59	1 LAP	1:18.502	99	1 LAP	1:17.209	61	1 LAP	1:17.516			
28	1 LAP	1:20.094	80	1 LAP	1:20.634	1	1 LAP	1:16.340	99	1 LAP	1:18.032			
36	1 LAP	1:20.771	48	1:06.863	1:15.635	71	1 LAP	1:19.971	1	1 LAP	1:17.757			
						59	1 LAP	1:18.270	93	3 LAPS	1:33.504			
									59	1 LAP	1:18.957			
									71	1 LAP	1:23.378			

Donington Park
 Circuit Length = 1.9573 miles.
 Start: 16.06 End: 16.22

HSCC/HRSR Historic Racing saloons Race

RACE RESULT

POS	NO	CL	NAME	NAT	ENTRY	TIME	LAPS	GAP	MPH	BEST
1	46	C	Daniel COX		Anglia 105E	16:06.824	11		80.05	1:26.169
2	13	K1	Nigel VAULKHARD		Ford Mustang	16:08.516	11	1.692	79.91	1:25.905
3	21	A	Graeme DODD		Jaguar MkII	16:12.413	11	5.589	79.59	1:26.745
4	47	K3	Kerry MICHAEL		Ford Lotus Cortina	16:27.931	11	21.107	78.34	1:27.286
5	54	C	Neil WOOD		Ford Anglia 105E HRSR	16:28.322	11	21.498	78.31	1:27.509
6	55	K3	P. CHRISTOFOROU		Ford Lotus Cortina	16:29.372	11	22.548	78.22	1:27.744
7	74	K3	Michael STEELE		Ford Lotus Cortina	16:32.129	11	25.305	78.01	1:28.302
8	4	K1	Richard OLDWORTH		Ford Falcon Sprint	16:37.523	11	30.699	77.59	1:27.581
9	23	A	Roger COPE		Jaguar S Type	16:38.005	11	31.181	77.55	1:28.338
10	30	C	Simon GARRAD		Alfa Romeo GTA	16:39.601	11	32.777	77.42	1:27.699
11	31	B	Les ELY		BMW 2000 HRSR	16:41.028	11	34.204	77.31	1:28.779
12	53	K3	Robert HARTLEY		Ford Lotus Cortina	16:49.513	11	42.689	76.66	1:29.102
13	35	B	James DODD		Alfa Romeo Giulia Sprint GT	16:49.770	11	42.946	76.64	1:27.963
14	3	A	Jamie BOOT		Ford Mustang	17:15.286	11	1:08.462	74.76	1:30.965
15	77	D	Roger EBDON		Morris Mini	17:25.398	11	1:18.574	74.03	1:32.435
16	7	A	Tony PEARSON		Jaguar S Type	17:33.592	11	1:26.768	73.46	1:32.621
17	1	E	Adrian OLIVER		Hillman Imp	17:34.825	11	1:28.001	73.37	1:32.642
18	64	C	Christian FLACKETT		Alfa Romeo Giulia Sprint GT	16:51.062	10	1 LAP	69.58	1:35.766
19	95	E	Peter UPTON		Hillman Imp	16:52.955	10	1 LAP	69.45	1:38.440
20	93	E	Andrew JONES		Singer Chamois	16:57.508	10	1 LAP	69.14	1:37.707
21	33	B	James FULLER		Alfa Romeo Giulia Sprint	16:58.470	10	1 LAP	69.07	1:37.914
22	92	E	Jeff SMITH		Hillman Imp	17:21.713	10	1 LAP	67.53	1:38.086
23	51	C	Joe ALLENBY-BYRNE		Ford Cortina GT	17:27.278	10	1 LAP	67.17	1:40.445
24	96	E	James EVANS		Hillman Imp	17:41.452	10	1 LAP	66.27	1:41.915
25	91	E	Vince FROST		Hillman Imp	16:06.967	9	2 LAPS	65.46	1:45.039
26	42	K3	Mark CURTIS		Alfa Romeo Guila Super	17:22.779	9	2 LAPS	60.70	1:51.111

NOT CLASSIFIED

98	E	Alan KITSON	Singer Chamois	15:56.483	10	D.N.F.	73.55	1:33.581
85	D	Roger GODFREY	Austin Cooper S	15:56.788	10	D.N.F.	73.52	1:29.178
15	K1	David LOUDON	Ford Mustang	13:18.595	9	D.N.F.	79.27	1:27.178
88	E	Martin BRAMWELL	Hillman Imp	11:43.436	7	D.N.F.	69.96	1:37.590
83	D	Alan HARPER	Morris Mini Cooper S	3:33.560	2	D.N.F.	65.46	1:47.585
49	C	Nick STAGG	Ford Lotus Cortina	1:45.881	1	D.N.F.	65.49	1:45.881

FASTEST LAP

13	K1	Nigel VAULKHARD	Ford Mustang	1:25.905	10	82.02mph	132.00kph
46	C	Daniel COX	Anglia 105E	1:26.169	7	81.77mph	131.60kph
21	A	Graeme DODD	Jaguar MkII	1:26.745	7	81.23mph	130.72kph
47	K3	Kerry MICHAEL	Ford Lotus Cortina	1:27.286	9	80.72mph	129.91kph
35	B	James DODD	Alfa Romeo Giulia Sprint GT	1:27.963	8	80.10mph	128.91kph
85	D	Roger GODFREY	Austin Cooper S	1:29.178	8	79.01mph	127.16kph
1	E	Adrian OLIVER	Hillman Imp	1:32.642	9	76.05mph	122.40kph

Donington Park
Circuit Length = 1.9573 miles.
Start: 16:31 End: 16:47

Clerk of Course:	Stewards:	Timekeeper:
------------------	-----------	-------------

HSCC/HRSR Historic Racing saloons Race

LAP CHART

Lap 1			Lap 2			Lap 3			Lap 4			Lap 5		
No	Behind	Laptime	No	Behind	Laptime	No	Behind	Laptime	No	Behind	Laptime	No	Behind	Laptime
15		1:33.765	21		1:27.868	21		1:27.554	21		1:27.379	21		1:27.521
21	0.427	1:34.192	15	0.919	1:29.214	46	1.582	1:27.795	46	1.010	1:26.807	46	0.442	1:26.953
46	0.990	1:34.755	46	1.341	1:28.646	15	2.457	1:29.092	15	2.624	1:27.546	13	3.025	1:27.624
30	1.725	1:35.490	30	3.245	1:29.815	13	3.144	1:27.005	13	2.922	1:27.157	15	3.439	1:28.336
13	3.230	1:36.995	13	3.693	1:28.758	30	4.780	1:29.089	30	5.450	1:28.049	30	6.248	1:28.319
47	3.508	1:37.273	47	4.171	1:28.958	47	5.333	1:28.716	4	6.422	1:27.719	4	6.874	1:27.973
55	3.982	1:37.747	54	5.370	1:29.513	4	6.082	1:27.625	47	6.832	1:28.878	54	7.626	1:27.712
54	4.152	1:37.917	4	6.011	1:29.738	54	6.950	1:29.134	54	7.435	1:27.864	47	8.075	1:28.764
4	4.568	1:38.333	55	6.831	1:31.144	55	7.425	1:28.148	55	7.790	1:27.744	55	8.775	1:28.506
74	5.191	1:38.956	74	7.468	1:30.572	74	8.799	1:28.885	74	9.902	1:28.482	74	11.068	1:28.687
31	6.586	1:40.351	53	8.813	1:30.504	53	10.597	1:29.338	53	12.320	1:29.102	31	14.474	1:29.254
53	6.604	1:40.369	31	9.164	1:30.873	31	11.117	1:29.507	31	12.741	1:29.003	23	15.029	1:29.354
23	7.284	1:41.049	23	9.955	1:30.966	23	11.592	1:29.191	23	13.196	1:28.983	53	15.141	1:30.342
7	9.010	1:42.775	7	15.060	1:34.345	3	19.587	1:31.556	3	23.767	1:31.559	42	1 LAP	1:56.035
3	10.071	1:43.836	3	15.585	1:33.809	7	20.688	1:33.182	7	26.859	1:33.550	3	27.211	1:30.965
85	10.446	1:44.211	35	16.815	1:34.425	35	20.948	1:31.687	35	27.052	1:33.483	35	27.862	1:28.331
35	10.685	1:44.450	77	17.452	1:34.671	77	22.547	1:32.649	77	27.603	1:32.435	7	32.234	1:32.896
77	11.076	1:44.841	1	18.868	1:35.237	1	25.396	1:34.082	1	32.198	1:34.181	77	33.183	1:33.101
1	11.926	1:45.691	98	19.731	1:35.133	98	26.581	1:34.404	98	33.014	1:33.812	1	38.069	1:33.392
49	12.116	1:45.881	92	26.476	1:39.748	85	37.660	1:30.423	85	41.239	1:30.958	98	39.475	1:33.982
98	12.893	1:46.658	95	27.534	1:39.749	92	38.647	1:39.725	92	49.651	1:38.383	85	44.273	1:30.555
83	13.820	1:47.585	88	27.757	1:39.554	95	39.049	1:39.069	88	50.240	1:38.317	92	1:01.442	1:39.312
92	15.023	1:48.788	83	31.500	1:45.975P	88	39.302	1:39.099	95	51.909	1:40.239	88	1:01.668	1:38.949
95	16.080	1:49.845	85	34.791	1:52.640	64	45.346	1:37.348	64	54.799	1:36.832	64	1:03.044	1:35.766
88	16.498	1:50.263	64	35.552	1:41.856	33	48.600	1:40.034	33	1:01.892	1:40.671	95	1:03.580	1:39.192
91	19.696	1:53.461	33	36.120	1:43.516	93	50.869	1:38.910	93	1:02.601	1:39.111	33	1:15.340	1:40.969
33	20.899	1:54.664	91	38.493	1:47.092	91	55.978	1:45.039	96	1:14.896	1:44.665	93	1:15.749	1:40.669
64	21.991	1:55.756	93	39.513	1:42.968	51	56.751	1:42.897	91	1:15.186	1:46.587			
51	22.903	1:56.668	51	41.408	1:46.800	96	57.610	1:43.689	51	1:15.584	1:46.212			
96	22.845	1:56.610	96	41.475	1:46.925	42	1:17.069	1:51.111						
93	24.840	1:58.605	42	53.512	1:51.813									
42	29.994	2:03.759												

Donington Park
 Circuit Length = 1.9573 miles.
 Start: 16:31 End: 16:47

HSCC/HRSR Historic Racing saloons Race

LAP CHART

(contd.)

Lap 6			Lap 7			Lap 8			Lap 9			Lap 10		
No	Behind	Laptime	No	Behind	Laptime	No	Behind	Laptime	No	Behind	Laptime	No	Behind	Laptime
46		1:26.528	46		1:26.169	46		1:27.622	46		1:26.664	46		1:26.568
21	0.766	1:27.736	21	1.342	1:26.745	95	1 LAP	1:38.906	13	3.061	1:27.705	13	2.398	1:25.905
13	2.338	1:26.283	93	1 LAP	1:39.490	21	1.848	1:28.128	21	4.372	1:29.188	21	4.892	1:27.088
15	4.634	1:28.165	13	2.518	1:26.349	13	2.020	1:27.124	15	6.656	1:27.975	47	18.811	1:33.477
96	1 LAP	1:44.642	33	1 LAP	1:41.946	15	5.345	1:27.324	42	2 LAPS	1:52.121	54	19.850	1:34.885
51	1 LAP	1:45.058	15	5.643	1:27.178	30	9.123	1:27.968	30	10.819	1:28.360	55	21.260	1:31.227
30	7.247	1:27.969	30	8.777	1:27.699	4	10.251	1:28.038	92	1 LAP	1:40.034	74	23.271	1:31.109
91	1 LAP	1:46.881	4	9.835	1:27.952	54	10.688	1:27.884	4	11.168	1:27.581	23	28.053	1:31.918
4	8.052	1:28.148	54	10.426	1:28.105	47	11.280	1:27.902	64	1 LAP	1:39.057	4	30.342	1:45.742
54	8.490	1:27.834	47	11.000	1:28.228	93	1 LAP	1:38.256	54	11.533	1:27.509	95	1 LAP	1:43.956
47	8.941	1:27.836	55	15.021	1:30.428	55	15.175	1:27.776	47	11.902	1:27.286	30	31.729	1:47.478
55	10.762	1:28.957	74	15.763	1:29.532	33	1 LAP	1:39.805	95	1 LAP	1:39.881	31	32.131	1:33.078
74	12.400	1:28.302	23	19.706	1:29.478	74	16.450	1:28.309	55	16.601	1:28.090	92	1 LAP	1:48.235
31	16.283	1:28.779	31	20.146	1:30.032	23	20.891	1:28.807	74	18.730	1:28.944	64	1 LAP	1:48.713
23	16.397	1:28.338	96	1 LAP	1:43.188	31	22.677	1:30.153	23	22.703	1:28.476	53	38.384	1:34.308
53	19.085	1:30.914	51	1 LAP	1:43.447	53	27.320	1:31.103	93	1 LAP	1:37.707	93	1 LAP	1:42.135
35	32.295	1:31.403	53	23.839	1:30.923	35	34.552	1:27.963	31	25.621	1:29.608	35	40.230	1:30.632
3	32.488	1:32.247	91	1 LAP	1:45.995	96	1 LAP	1:41.915	33	1 LAP	1:38.632	33	1 LAP	1:40.319
7	38.607	1:33.343	35	34.211	1:28.085	51	1 LAP	1:41.350	53	30.644	1:29.988	42	2 LAPS	2:02.696
77	39.958	1:33.745	3	37.896	1:31.577	3	42.397	1:32.123	35	36.166	1:28.278	3	56.538	1:34.592
1	45.729	1:34.630	7	45.059	1:32.621	91	1 LAP	1:46.878	3	48.514	1:32.781	51	1 LAP	1:42.477
42	1 LAP	1:54.625	77	46.273	1:32.484	7	50.837	1:33.400	51	1 LAP	1:40.445	77	1:11.623	1:38.642
98	46.669	1:34.164	85	50.727	1:29.780	77	51.801	1:33.150	96	1 LAP	1:43.438	96	1 LAP	1:50.022
85	47.116	1:29.813	1	54.351	1:34.791	85	52.283	1:29.178	7	58.118	1:33.945	7	1:17.195	1:45.645
88	1:12.288	1:37.590	98	54.763	1:34.263	1	1:00.628	1:33.899	85	58.911	1:33.292	1	1:17.498	1:37.460
92	1:13.433	1:38.961	42	1 LAP	1:52.035	98	1:01.132	1:33.991	77	59.549	1:34.412	98	1:17.976	1:36.495
64	1:14.178	1:38.104	92	1:25.350	1:38.086				91	1 LAP	1:46.572	85	1:18.281	1:45.938
95	1:15.050	1:38.440	88	1:25.783	1:39.664				1	1:06.606	1:32.642			
			64	1:26.397	1:38.388				98	1:08.049	1:33.581			

Donington Park
 Circuit Length = 1.9573 miles.
 Start: 16:31 End: 16:47

HSCC/HRSR Historic Racing saloons Race

LAP CHART

(contd.)

Lap 11			Lap 12			Lap 13			Lap 14			Lap 15		
No	Behind	Laptime	No	Behind	Laptime	No	Behind	Laptime	No	Behind	Laptime	No	Behind	Laptime
46		1:28.317												
91	2 LAPS	1:48.462												
13	1.692	1:27.611												
21	5.589	1:29.014												
47	21.107	1:30.613												
54	21.498	1:29.965												
55	22.548	1:29.605												
74	25.305	1:30.351												
4	30.699	1:28.674												
23	31.181	1:31.445												
30	32.777	1:29.365												
31	34.204	1:30.390												
53	42.689	1:32.622												
35	42.946	1:31.033												
64	1 LAP	1:39.242												
95	1 LAP	1:43.678												
93	1 LAP	1:39.657												
33	1 LAP	1:37.914												
3	1:08.462	1:40.241												
92	1 LAP	2:10.441P												
42	2 LAPS	1:58.584												
77	1:18.574	1:35.268												
51	1 LAP	1:41.924												
7	1:26.768	1:37.890												
1	1:28.001	1:38.820												
96	1 LAP	1:46.358												

HSCC Classic Racing Cars for the Retro Track and Air Trophy

RACE RESULT - AMENDED

POS	NO	CL	NAME	NAT	ENTRY	TIME	LAPS	GAP	MPH	BEST
1	6	E4	Edwin JOWSEY		Brabham BT28	16:06.118	12		87.40	1:17.511
2	1	E2	Matthew WATTS		Brabham BT16	16:08.293	12	2.175	87.20	1:14.778
3	36	E2	Anthony KEELE		Palliser WD3	16:47.225	12	41.107	83.83	1:21.164
4	9	C	John BLADON		Merlyn Mk9 F2	17:02.971	12	56.853	82.54	1:23.273
5	73	E2	Edward MERCER		Palliser WDB2	17:04.141	12	58.023	82.45	1:23.054
6	30	E2	Richard KENDLE		Brabham BT21B	17:04.347	12	58.229	82.43	1:21.718
7	47	F	John MOULDS		Merlyn Mk11	17:05.286	12	59.168	82.36	1:22.502
8	21	F	Neil BOWMAN		Macon MR7B	17:06.165	12	1:00.047	82.29	1:23.106
9	56	E2	Clifford GIDDENS		Brabham BT21	17:20.945	12	1:14.827	81.12	1:24.178
10	35	D	David PULLEN		Chevron B17	16:13.582	11	1 LAP	79.49	1:26.198
11	48	D	Ian RIMMER		Brabham BT28	16:14.194	11	1 LAP	79.44	1:25.021
12	25	D	John COUNSELL		March 703	16:14.575	11	1 LAP	79.41	1:26.399
13	93	F	Neil FENDER		Jamun T2	16:37.513	11	1 LAP	77.59	1:27.468
14	78	F	John SYKES		Merlyn Mk11A	16:37.949	11	1 LAP	77.55	1:27.443
15	12	C	David BROWN		Brabham BT6	17:15.330	11	1 LAP	74.75	1:31.333
16	27	D	Peter WILLIAMS		Brabham BT15	17:19.701	11	1 LAP	74.44	1:31.752
17	70	F	Paul SHIPLEY		Lotus 51	17:20.946	11	1 LAP	74.35	1:31.831
18	32	E2	Julian JUDD		Tecno F3	16:18.181	10	2 LAPS	71.92	1:33.444
19	18	C	Harvey SYKES		Cooper T43	16:53.525	10	2 LAPS	69.41	1:36.178
20	76	C	Kevin WHITTLE		Lotus 35	17:41.057	10	2 LAPS	66.30	1:42.336

NOT CLASSIFIED

16	D	Nigel MILLER	Brabham BT21	9:10.334	6	D.N.F.	76.61	1:28.791
84	E2	Roger BEVAN	Brabham BT21	9:12.705	6	D.N.F.	76.29	1:25.343
85	E2	Edward BARRINGTON	Brabham BT21		0	D.N.F.	N/A	

FASTEST LAP

1	E2	Matthew WATTS	Brabham BT16	1:14.778	11	94.22mph	151.64kph
6	E4	Edwin JOWSEY	Brabham BT28	1:17.511	12	90.90mph	146.30kph
47	F	John MOULDS	Merlyn Mk11	1:22.502	9	85.40mph	137.45kph
9	C	John BLADON	Merlyn Mk9 F2	1:23.273	7	84.61mph	136.17kph
48	D	Ian RIMMER	Brabham BT28	1:25.021	9	82.87mph	133.37kph

aPOLOGIES - REVISED RESULT FOR CAR 73 CAUSED BY NON FITMENT OF TRANSPONDER

Bonington Park
Circuit Length = 1.9573 miles.
Start: 17:02 End: 17:18

HSCC Classic Racing Cars for the Retro Track and Air Trophy

LAP CHART

Lap 1			Lap 2			Lap 3			Lap 4			Lap 5		
No	Behind	Laptime	No	Behind	Laptime	No	Behind	Laptime	No	Behind	Laptime	No	Behind	Laptime
6		1:22.519	6		1:20.008	6		1:19.590	6		1:20.873	6		1:20.727
36	8.080	1:30.599	36	14.354	1:26.282	36	20.278	1:25.514	76	1 LAP	1:47.658	18	1 LAP	1:40.001
9	9.881	1:32.400	9	16.881	1:27.008	9	23.200	1:25.909	36	24.349	1:24.944	1	23.096	1:18.331
73	9.961	1:32.480	21	17.231	1:26.975	30	23.360	1:25.338	1	25.492	1:22.355	36	28.084	1:24.462
21	10.264	1:32.783	30	17.612	1:26.678	1	24.010	1:19.638	9	27.304	1:24.977	9	31.519	1:24.942
47	10.882	1:33.401	73	18.122	1:28.169	21	24.455	1:26.814	30	27.459	1:24.972	76	1 LAP	1:45.803
30	10.942	1:33.461	47	18.813	1:27.939	73	24.936	1:26.404	21	27.767	1:24.185	30	31.899	1:25.167
84	12.141	1:34.660	84	20.051	1:27.918	47	25.474	1:26.251	73	28.601	1:24.538	21	31.921	1:24.881
56	13.181	1:35.700	56	21.201	1:28.028	84	26.782	1:26.321	47	29.420	1:24.819	73	32.303	1:24.429
78	14.855	1:37.374	78	23.610	1:28.763	56	27.882	1:26.271	84	31.252	1:25.343			
93	16.966	1:39.485	1	23.962	1:20.799	78	33.671	1:29.651	56	33.101	1:26.092			
35	17.119	1:39.638	35	26.324	1:29.213	35	34.386	1:27.652	35	41.660	1:28.147			
25	17.172	1:39.691	25	26.773	1:29.609	25	34.793	1:27.610	25	41.979	1:28.059			
16	17.343	1:39.862	93	28.421	1:31.463	93	37.373	1:28.542	78	43.566	1:30.768			
48	18.254	1:40.773	16	28.974	1:31.639	16	38.175	1:28.791	48	44.984	1:27.404			
12	20.960	1:43.479	48	29.139	1:30.893	48	38.453	1:28.904	93	46.745	1:30.245			
1	23.171	1:45.690	12	35.324	1:34.372	12	48.784	1:33.050	16	47.173	1:29.871			
32	23.364	1:45.883	32	37.653	1:34.297	27	55.421	1:34.280	12	59.244	1:31.333			
70	24.353	1:46.872	70	38.420	1:34.075	32	59.248	1:41.185	27	1:08.217	1:33.669			
27	25.668	1:48.187	27	40.731	1:35.071	70	59.375	1:40.545	70	1:10.333	1:31.831			
76	31.637	1:54.156	18	59.376	1:41.773	18	1:18.619	1:38.833	32	1:19.894	1:41.519			
18	37.611	2:00.130	76	59.494	1:47.865									

Donington Park
 Circuit Length = 1.9573 miles.
 Start: 17:02 End: 17:18

HSCC Classic Racing Cars for the Retro Track and Air Trophy LAP CHART

(contd.)

Lap 6			Lap 7			Lap 8			Lap 9			Lap 10		
No	Behind	Laptime	No	Behind	Laptime	No	Behind	Laptime	No	Behind	Laptime	No	Behind	Laptime
73		1:24.519	6		1:21.086	6		1:20.787	6		1:20.494	6		1:20.587
47	1 LAP	1:24.624	27	1 LAP	1:32.408	76	2 LAPS	1:44.537	78	1 LAP	1:28.968	1	6.835	1:17.093
56	1 LAP	1:26.717	70	1 LAP	1:32.200	76	1 LAP	1:42.353	93	1 LAP	1:28.981	18	2 LAPS	1:39.720
84	1 LAP	1:30.384	1	16.200	1:18.044	12	1 LAP	1:32.595	1	10.329	1:17.361	93	1 LAP	1:32.446
35	1 LAP	1:27.634	36	29.550	1:21.959	1	13.462	1:18.049	12	1 LAP	1:33.492	78	1 LAP	1:33.379
25	1 LAP	1:27.573	32	1 LAP	1:36.378	27	1 LAP	1:31.752	36	32.723	1:22.351	36	35.386	1:23.250
48	1 LAP	1:26.767	9	35.849	1:23.273	70	1 LAP	1:32.046	27	1 LAP	1:32.189	12	1 LAP	1:36.629
78	1 LAP	1:29.596	30	35.989	1:22.975	36	30.866	1:22.103	70	1 LAP	1:32.111	27	1 LAP	1:33.695
93	1 LAP	1:29.928	21	37.832	1:23.415	30	38.794	1:23.592	30	42.387	1:24.087	76	2 LAPS	3:26.477
16	1 LAP	1:30.005	47	38.366	1:23.107	9	40.649	1:25.587	9	43.461	1:23.306	9	46.702	1:23.828
12	1 LAP	1:31.910	56	50.522	1:26.290	73	1 LAP	1:24.814	73	1 LAP	2:48.298	70	1 LAP	1:32.588
27	1 LAP	1:33.337	18	1 LAP	1:38.609	47	42.938	1:25.359	73	1 LAP	1:23.484	73	1 LAP	1:24.264
6	49.690	1:22.083	35	59.658	1:26.437	21	43.238	1:26.193	47	44.946	1:22.502	73	47.697	1:24.278
70	1 LAP	1:33.189	25	1:00.198	1:26.519	32	1 LAP	1:38.479	21	45.850	1:23.106	47	48.181	1:23.822
32	1 LAP	1:37.235	48	1:02.141	1:26.060	56	54.877	1:25.142	56	59.199	1:24.816	21	48.477	1:23.214
1	1:08.932	1:18.229	78	1:12.354	1:32.110	35	1:05.976	1:27.105	32	1 LAP	1:34.175	30	49.176	1:27.376
36	1:18.367	1:22.676	93	1:12.987	1:30.379	25	1:06.695	1:27.284	35	1:11.680	1:26.198	56	1:03.070	1:24.458
9	1:23.352	1:24.226				48	1:07.765	1:26.411	48	1:12.292	1:25.021	32	1 LAP	1:33.444
30	1:23.790	1:24.284				18	1 LAP	1:38.590	25	1:12.971	1:26.770	35	1:18.189	1:27.096
21	1:25.193	1:25.665										48	1:19.167	1:27.462
47	1:26.035	1:25.111										25	1:19.422	1:27.038
18	1 LAP	1:42.633												
56	1:35.008	1:28.310												
35	1:43.997	1:27.823												
25	1:44.455	1:28.023												
48	1:46.857	1:28.226												
76	1 LAP	1:48.172												
78	1:51.020	1:30.978												
93	1:53.384	1:29.831												
16	1:54.224	1:30.166												
84	1:56.595	1:48.079P												
12	2:10.640	1:32.606												

Donington Park
Circuit Length = 1.9573 miles.
Start: 17:02 End: 17:18

HSCC Classic Racing Cars for the Retro Track and Air Trophy LAP CHART

(contd.)

Lap 11			Lap 12			Lap 13			Lap 14			Lap 15		
No	Behind	Laptime	No	Behind	Laptime	No	Behind	Laptime	No	Behind	Laptime	No	Behind	Laptime
6		1:19.853	6		1:17.511									
1	1.760	1:14.778	1	2.175	1:17.926									
93	1 LAP	1:28.745	35	1 LAP	1:26.639									
78	1 LAP	1:28.919	48	1 LAP	1:26.273									
18	2 LAPS	1:37.058	25	1 LAP	1:26.399									
36	36.697	1:21.164	32	2 LAPS	1:35.586									
9	50.615	1:23.766	93	1 LAP	1:27.468									
47	53.928	1:25.600	78	1 LAP	1:27.443									
30	54.022	1:24.699	36	41.107	1:21.921									
12	1 LAP	1:33.326	18	2 LAPS	1:36.178									
21	54.314	1:25.690	9	56.853	1:23.749									
27	1 LAP	1:33.088	73	1 LAP	2:47.690									
70	1 LAP	1:32.991	30	58.229	1:21.718									
56	1:07.395	1:24.178	47	59.168	1:22.751									
76	2 LAPS	1:44.053	21	1:00.047	1:23.244									
			12	1 LAP	1:32.538									
			27	1 LAP	1:32.025									
			70	1 LAP	1:32.498									
			56	1:14.827	1:24.943									
			76	2 LAPS	1:42.336									

Donington Park
Circuit Length = 1.9573 miles.
Start: 17:02 End: 17:18

HSCC Millers Oils Classic Sports Car Race

RACE RESULT

POS	NO	CL	NAME	NAT	ENTRY	TIME	LAPS	GAP	MPH	BEST
1	62	lvB	Steve WORRAD		Lotus 23B	15:11.537	11		84.90	1:21.362
2	43	lvB	Robert HARTLEY		Elva Mk7	15:13.474	11	1.937	84.72	1:21.345
3	33	GS7	Jon MINSHAW		Jaguar E-type	15:17.638	11	6.101	84.34	1:21.518
4	96	lvB	David CLARK		Elva Mk 7	15:27.538	11	16.001	83.44	1:22.868
5	75	GS4	Allen TICE		Marcos 1800 GT	15:27.669	11	16.132	83.43	1:22.881
6	15	GS4	Charles ALLISON		Marcos 1800 GT	15:28.307	11	16.770	83.37	1:22.651
7	70	GS7	Les ELY		Jaguar E-type	15:50.234	11	38.697	81.45	1:24.848
8	2	GS4	Stuart TIZZARD		Marcos 1800 GT	15:50.807	11	39.270	81.40	1:23.909
9	72	GS5	Jamie BOOT		TVR Griffith 400	15:56.981	11	45.444	80.87	1:22.425
10	44	GS7	Stephen RADCLIFFE		Jaguar E-type	15:16.363	10	1 LAP	76.77	1:29.079
11	97	lvB	John WALKER		Lotus 23B	15:27.754	10	1 LAP	75.83	1:28.623
12	87	lvB	P. COLBORNE-BABER		Lotus 23	15:29.065	10	1 LAP	75.72	1:30.298
13	41	GT1	Malcolm SANDERS		Lotus Elan S3	15:34.949	10	1 LAP	75.24	1:30.505
14	66	GS6	Russell MARTIN		MGB	15:37.366	10	1 LAP	75.05	1:31.030
15	63	GS3	Alan HARPER		Lotus Elan S2	15:40.299	10	1 LAP	74.81	1:31.531
16	6	GS6	Simon ASHWORTH		MGB	15:41.625	10	1 LAP	74.71	1:31.105
17	61	GS6	Stephen BEALE		MGB	15:43.537	10	1 LAP	74.56	1:31.206
18	80	GS6	Martin RICHARDSON		MGB Roadster	15:53.056	10	1 LAP	73.81	1:32.656
19	85	lvB	Rupert WOOD		WIDI Sports racing MkII	16:08.853	10	1 LAP	72.61	1:34.217
20	64	GS7	Robert GILBERT		Maserati 3500 GT	16:10.086	10	1 LAP	72.52	1:34.069
21	42	GS1	Peter ALYETT		GSM Delta Coupe	16:21.490	10	1 LAP	71.67	1:35.421
22	81	GS7	Austen WELLS		Austin Healey 100M	15:27.754	8	3 LAPS	60.64	1:49.559

NOT CLASSIFIED

30	GS5	Jim CHAPMAN	Chevrolet Corvette	9:12.744	6	D.N.F.	76.28	1:28.833
45	lvA	Tony BAILEY	Elva Mk1	13:02.247	6	D.N.F.	53.90	1:47.764
5	GS7	Michael MOORE	Jaguar E-type	5:02.480	3	D.N.F.	69.51	1:33.645

FASTEST LAP

43	lvB	Robert HARTLEY	Elva Mk7	1:21.345	4	86.62mph	139.40kph
33	GS7	Jon MINSHAW	Jaguar E-type	1:21.518	6	86.43mph	139.10kph
72	GS5	Jamie BOOT	TVR Griffith 400	1:22.425	5	85.48mph	137.57kph
15	GS4	Charles ALLISON	Marcos 1800 GT	1:22.651	10	85.25mph	137.20kph
41	GT1	Malcolm SANDERS	Lotus Elan S3	1:30.505	5	77.85mph	125.29kph
66	GS6	Russell MARTIN	MGB	1:31.030	5	77.40mph	124.57kph
63	GS3	Alan HARPER	Lotus Elan S2	1:31.531	5	76.98mph	123.89kph
42	GS1	Peter ALYETT	GSM Delta Coupe	1:35.421	10	73.84mph	118.84kph
45	lvA	Tony BAILEY	Elva Mk1	1:47.764	2	65.38mph	105.22kph

Donington Park
Circuit Length = 1.9573 miles.
Start: 17:26 End: 17:41

These results are provisional until the conclusion of any judicial and technical matters.

Clerk of Course:	Stewards:	Timekeeper:
------------------	-----------	-------------

HSCC Millers Oils Classic Sports Car Race

LAP CHART

Lap 1			Lap 2			Lap 3			Lap 4			Lap 5		
No	Behind	Laptime	No	Behind	Laptime	No	Behind	Laptime	No	Behind	Laptime	No	Behind	Laptime
62		1:26.860	62		1:22.924	62		1:23.223	62		1:21.913	62		1:21.362
96	2.519	1:29.379	72	2.819	1:22.793	72	2.043	1:22.447	72	2.660	1:22.530	72	3.723	1:22.425
72	2.950	1:29.810	96	3.237	1:23.642	43	3.489	1:22.400	43	2.921	1:21.345	43	3.914	1:22.355
15	3.678	1:30.538	15	3.845	1:23.091	96	3.932	1:23.918	81	1 LAP	1:49.559	33	6.565	1:22.369
43	4.187	1:31.047	43	4.312	1:23.049	15	4.373	1:23.751	96	4.887	1:22.868	96	7.648	1:24.123
75	4.694	1:31.554	33	5.673	1:22.554	33	4.971	1:22.521	33	5.558	1:22.500	15	8.544	1:23.595
33	6.043	1:32.903	75	6.135	1:24.365	75	5.948	1:23.036	15	6.311	1:23.851	75	8.986	1:23.432
2	6.729	1:33.589	70	10.697	1:25.955	70	12.508	1:25.034	75	6.916	1:22.881	70	19.726	1:25.454
70	7.666	1:34.526	2	11.482	1:27.677	2	14.667	1:26.408	70	15.634	1:25.039	2	23.910	1:26.404
44	9.679	1:36.539	44	15.834	1:29.079	44	22.129	1:29.518	2	18.868	1:26.114	81	1 LAP	1:51.937
5	12.305	1:39.165	5	23.026	1:33.645	30	32.137	1:30.521	44	29.965	1:29.749	44	39.189	1:30.586
63	13.263	1:40.123	63	23.134	1:32.795	97	34.044	1:32.057	30	39.057	1:28.833	30	46.767	1:29.072
97	15.789	1:42.649	30	24.839	1:31.406	63	34.138	1:34.227	97	42.115	1:29.984	97	49.376	1:28.623
30	16.357	1:43.217	97	25.210	1:32.345	87	37.517	1:32.952	63	44.453	1:32.228	63	54.622	1:31.531
66	16.813	1:43.673	66	27.173	1:33.284	66	38.512	1:34.562	87	46.301	1:30.697	87	55.237	1:30.298
61	17.698	1:44.558	87	27.788	1:32.494	41	42.095	1:34.507	66	48.503	1:31.904	66	58.171	1:31.030
87	18.218	1:45.078	61	28.717	1:33.943	61	42.614	1:37.120	41	51.478	1:31.296	41	1:00.621	1:30.505
80	18.937	1:45.797	80	30.500	1:34.487	6	42.760	1:34.629	6	54.330	1:33.483	6	1:05.076	1:32.108
6	19.246	1:46.106	41	30.811	1:34.162	80	42.987	1:35.710	61	56.006	1:35.305	61	1:06.215	1:31.571
41	19.573	1:46.433	6	31.354	1:35.032	64	45.764	1:35.378	80	56.537	1:35.463	80	1:08.126	1:32.951
64	21.586	1:48.446	64	33.609	1:34.947	85	47.500	1:34.217	64	57.920	1:34.069	64	1:12.039	1:35.481
42	22.342	1:49.202	85	36.506	1:36.689	5	49.473	1:49.670P	85	1:00.432	1:34.845	85	1:13.876	1:34.806
85	22.741	1:49.601	42	37.907	1:38.489	42	50.830	1:36.146	42	1:05.147	1:36.230	42	1:19.579	1:35.794
45	28.851	1:55.711	45	53.691	1:47.764	45	1:19.294	1:48.826						
81	31.661	1:58.521	81	58.842	1:50.105									

Donington Park
Circuit Length = 1.9573 miles.
Start: 17:26 End: 17:41

HSCC Millers Oils Classic Sports Car Race

LAP CHART

(contd.)

Lap 6			Lap 7			Lap 8			Lap 9			Lap 10		
No	Behind	Laptime	No	Behind	Laptime	No	Behind	Laptime	No	Behind	Laptime	No	Behind	Laptime
62		1:21.469	62		1:23.133	62		1:22.784	62		1:23.347	62		1:22.408
43	3.807	1:21.362	64	1 LAP	1:34.742	6	1 LAP	1:32.014	66	1 LAP	1:31.429	43	2.455	1:21.810
72	4.936	1:22.682	43	3.021	1:22.347	43	2.829	1:22.592	63	1 LAP	1:32.711	97	1 LAP	1:33.906
33	6.614	1:21.518	72	4.883	1:23.080	61	1 LAP	1:33.294	43	3.053	1:23.571	33	5.810	1:24.210
96	9.920	1:23.741	85	1 LAP	1:35.806	33	4.621	1:22.006	41	1 LAP	1:31.704	87	1 LAP	1:31.565
15	10.408	1:23.333	33	5.399	1:21.918	72	4.627	1:22.528	72	3.716	1:22.436	66	1 LAP	1:33.306
75	10.862	1:23.345	96	10.057	1:23.270	80	1 LAP	1:33.333	33	4.008	1:22.734	41	1 LAP	1:32.639
70	23.105	1:24.848	15	10.723	1:23.448	81	2 LAPS	1:53.895	6	1 LAP	1:32.830	96	13.631	1:23.261
2	27.848	1:25.407	75	11.108	1:23.379	96	10.860	1:23.587	96	12.778	1:25.265	75	14.033	1:22.910
45	2 LAPS	3:30.366	42	1 LAP	1:38.857	15	12.268	1:24.329	75	13.531	1:24.495	15	14.356	1:22.651
44	48.865	1:31.145	70	25.187	1:25.215	75	12.383	1:24.059	61	1 LAP	1:33.127	63	1 LAP	1:35.391
30	54.993	1:29.695	2	29.225	1:24.510	64	1 LAP	1:38.172	15	14.113	1:25.192	6	1 LAP	1:31.936
97	57.845	1:29.938	44	57.343	1:31.611	85	1 LAP	1:36.636	80	1 LAP	1:34.071	61	1 LAP	1:31.206
81	1 LAP	1:50.491	97	1:05.460	1:30.748	42	1 LAP	1:37.671	64	1 LAP	1:35.343	80	1 LAP	1:33.988
87	1:04.809	1:31.041	87	1:14.446	1:32.770	70	28.927	1:26.524	85	1 LAP	1:34.361	72	34.346	1:53.038
63	1:05.872	1:32.719	63	1:16.213	1:33.474	2	30.350	1:23.909	70	31.835	1:26.255	70	34.968	1:25.541
66	1:08.468	1:31.766	66	1:16.788	1:31.453	44	1:06.491	1:31.932	2	32.354	1:25.351	2	35.256	1:25.310
41	1:09.693	1:30.541	41	1:17.797	1:31.237	97	1:16.844	1:34.168	45	3 LAPS	2:00.043	64	1 LAP	1:35.647
6	1:15.989	1:32.382	45	2 LAPS	1:59.537	87	1:22.486	1:30.824	81	2 LAPS	1:51.321	85	1 LAP	1:36.617
61	1:16.460	1:31.714							42	1 LAP	1:37.041	42	1 LAP	1:36.639
80	1:19.313	1:32.656							44	1:14.661	1:31.517			

Donington Park
 Circuit Length = 1.9573 miles.
 Start: 17:26 End: 17:41

HSCC Millers Oils Classic Sports Car Race

LAP CHART

(contd.)

Lap 11			Lap 12			Lap 13			Lap 14			Lap 15		
No	Behind	Laptime	No	Behind	Laptime	No	Behind	Laptime	No	Behind	Laptime	No	Behind	Laptime
62		1:22.114												
43	1.937	1:21.596												
44	1 LAP	1:34.687												
33	6.101	1:22.405												
96	16.001	1:24.484												
75	16.132	1:24.213												
97	1 LAP	1:33.336												
81	3 LAPS	2:21.925												
15	16.770	1:24.528												
87	1 LAP	1:31.346												
41	1 LAP	1:31.925												
66	1 LAP	1:34.959												
63	1 LAP	1:35.100												
6	1 LAP	1:31.105												
61	1 LAP	1:31.699												
70	38.697	1:25.843												
2	39.270	1:26.128												
80	1 LAP	1:34.600												
72	45.444	1:33.212												
85	1 LAP	1:35.275												
64	1 LAP	1:37.861												
42	1 LAP	1:35.421												

HSCC Classic Formula 3 Race

RACE RESULT

POS	NO	CL	NAME	NAT	ENTRY	TIME	LAPS	GAP	MPH	BEST
1	58	20	Steve MAXTED		Argo JM6	15:41.729	12		89.66	1:16.446
2	50	20	Julian BALDWIN		March 783	15:42.470	12	0.741	89.59	1:16.208
3	6	20	Martyn PORTER		Chevron B43	15:44.078	12	2.349	89.44	1:16.687
4	17	20	Keith WHITE		Ralt RT1	15:44.205	12	2.476	89.43	1:16.543
5	29	20	Bryan SHAW		March 803	15:45.101	12	3.372	89.34	1:16.296
6	14	20	Iain ROWLEY		March 793	15:50.823	12	9.094	88.81	1:15.699
7	90	20	Alan PARKER		Chevron B38	15:53.020	12	11.291	88.60	1:16.790
8	3	20	John WATSON		March 803	15:54.726	12	12.997	88.44	1:17.519
9	5	20	Paul WYETH		March 793	16:16.698	12	34.969	86.45	1:19.287
10	43	Inv	Jan LANGDON		Reynard SF79	16:26.110	12	44.381	85.63	1:19.546
11	54	Inv	Peter RICHARDS		Delta T79	16:39.416	12	57.687	84.49	1:21.726
12	53	Inv	Roger PRICE		Delta T79	16:40.188	12	58.459	84.42	1:21.470
13	56	20	David SMITHIES		March 793	15:44.006	11		81.98	1:19.583
14	79	Inv	Warren MOYE		Delta T79	15:44.229	11	0.223	81.96	1:22.280
15	32	16	M. CAMPBELL COLE		Brabham Bt41	15:53.024	11	9.018	81.21	1:24.738
16	46	20	Alan GOODMAN		March 793	15:58.788	11	14.782	80.72	1:20.062
17	60	Inv	Nigel GRANT		Delta T78	15:59.990	11	15.984	80.62	1:25.471
18	57	16	Christopher LEVY		March 713M	16:07.565	11	23.559	79.99	1:24.786
19	64	Inv	Janet SHERRY		Royale RP27	16:08.958	11	24.952	79.87	1:24.890

NOT CLASSIFIED

82	20	John BRADSHAW	Argo JM1	14:34.704	11	D.N.F.	88.48	1:16.549
51	Inv	Stuart OLLEY	Delta T79	10:38.398	6	D.N.F.	66.05	1:23.667
4	20	Paul CAMPFIELD	March 803	5:57.913	4	D.N.F.	78.43	1:21.890
25	20	Max SAMUEL-CAMPS	Ralt RT1	4:50.844	3	D.N.F.	72.29	1:20.264
42	20	Tom THORNTON	March 743	2:52.072	2	D.N.F.	81.25	1:20.842

FASTEST LAP

14	20	Iain ROWLEY	March 793	1:15.699	9	93.08mph	149.80kph
43	Inv	Jan LANGDON	Reynard SF79	1:19.546	3	88.58mph	142.55kph
32	16	M. CAMPBELL COLE	Brabham Bt41	1:24.738	5	83.15mph	133.82kph

Donington Park
Circuit Length = 1.9573 miles.
Start: 17:56 End: 18:12

These results are provisional until the conclusion of any judicial and technical matters.

Clerk of Course:	Stewards:	Timekeeper:
------------------	-----------	-------------

HSCC Classic Formula 3 Race

LAP CHART

Lap 1			Lap 2			Lap 3			Lap 4			Lap 5		
No	Behind	Laptime	No	Behind	Laptime	No	Behind	Laptime	No	Behind	Laptime	No	Behind	Laptime
58		1:24.003	58		1:20.526	58		1:18.950	58		1:18.467	58		1:17.441
6	0.350	1:24.353	6	0.401	1:20.577	6	0.662	1:19.211	6	0.393	1:18.198	6	0.340	1:17.388
50	1.789	1:25.792	17	0.810	1:19.295	17	0.829	1:18.969	17	1.761	1:19.399	17	0.863	1:16.543
17	2.041	1:26.044	50	2.055	1:20.792	50	1.326	1:18.221	50	2.152	1:19.293	50	1.988	1:17.277
29	2.878	1:26.881	29	2.553	1:20.201	29	2.745	1:19.142	29	2.985	1:18.707	29	3.744	1:18.200
25	3.438	1:27.441	25	3.176	1:20.264	3	6.266	1:21.658	3	7.747	1:19.948	3	7.977	1:17.671
3	3.763	1:27.766	3	3.558	1:20.321	82	7.814	1:21.374	82	8.168	1:18.821	82	9.467	1:18.740
5	4.283	1:28.286	5	5.241	1:21.484	5	8.905	1:22.614	90	10.704	1:19.841	90	11.081	1:17.818
82	4.841	1:28.844	82	5.390	1:21.075	90	9.330	1:20.127	5	12.063	1:21.625	5	15.104	1:20.482
4	5.358	1:29.361	4	6.722	1:21.890	4	10.010	1:22.238	56	12.556	1:20.467	14	15.605	1:19.040
46	6.089	1:30.092	42	7.543	1:20.842	56	10.556	1:20.410	43	13.482	1:20.174	56	16.399	1:21.284
42	7.227	1:31.230	90	8.153	1:20.570	43	11.775	1:19.546	14	14.006	1:18.444	43	16.932	1:20.891
56	7.574	1:31.577	56	9.096	1:22.048	54	13.394	1:22.212	54	18.572	1:23.645	54	23.907	1:22.776
90	8.109	1:32.112	54	10.132	1:21.993	14	14.029	1:19.624	53	20.412	1:22.924	53	24.711	1:21.740
54	8.665	1:32.668	43	11.179	1:20.573	53	15.955	1:23.400	60	31.160	1:26.362	60	41.490	1:27.771
53	9.433	1:33.436	53	11.505	1:22.598	60	23.265	1:26.108	51	33.114	1:23.667	32	41.660	1:24.738
60	10.369	1:34.372	14	13.355	1:21.307	32	27.296	1:27.566	32	34.363	1:25.534	79	43.172	1:23.029
43	11.132	1:35.135	60	16.107	1:26.264	51	27.914	1:24.049	4	35.967	1:44.424P	51	45.558	1:29.885
14	12.574	1:36.577	32	18.680	1:25.915	79	32.125	1:26.964	79	37.584	1:23.926	64	49.714	1:26.586
32	13.291	1:37.294	64	22.679	1:28.809	64	32.714	1:28.985	64	40.569	1:26.322	57	51.019	1:26.218
64	14.396	1:38.399	51	22.815	1:27.818	57	33.739	1:28.343	57	42.242	1:26.970	46	1:00.442	1:21.346
57	14.888	1:38.891	79	24.111	1:29.423	25	47.365	2:03.139P	46	56.537	1:22.246			
79	15.214	1:39.217	57	24.346	1:29.984	46	52.758	1:25.087						
51	15.523	1:39.526	46	46.621	2:01.058									

Donington Park
 Circuit Length = 1.9573 miles.
 Start: 17:56 End: 18:12

HSCC Classic Formula 3 Race

LAP CHART

(contd.)

Lap 6			Lap 7			Lap 8			Lap 9			Lap 10		
No	Behind	Laptime	No	Behind	Laptime	No	Behind	Laptime	No	Behind	Laptime	No	Behind	Laptime
58		1:17.018	58		1:19.539	58		1:17.131	58		1:16.446	58		1:17.335
6	0.746	1:17.424	50	0.284	1:17.833	50	1.944	1:18.791	57	1 LAP	1:26.272	50	1.692	1:16.861
17	1.481	1:17.636	17	0.377	1:18.435	6	2.113	1:18.690	64	1 LAP	1:26.425	6	3.074	1:17.918
50	1.990	1:17.020	6	0.554	1:19.347	17	2.597	1:19.351	50	2.166	1:16.668	17	3.820	1:18.324
29	5.296	1:18.570	29	4.639	1:18.882	51	2 LAPS	3:13.453P	6	2.491	1:16.824	29	5.356	1:17.203
3	8.478	1:17.519	3	6.685	1:17.746	29	4.760	1:17.252	17	2.831	1:16.680	46	1 LAP	1:26.777
82	10.464	1:18.015	82	9.516	1:18.591	3	7.093	1:17.539	29	5.488	1:17.174	82	9.833	1:17.449
90	11.120	1:17.057	90	9.927	1:18.346	82	9.616	1:17.231	3	8.453	1:17.806	90	10.664	1:17.446
14	15.525	1:16.938	14	12.772	1:16.786	90	10.209	1:17.413	82	9.719	1:16.549	57	1 LAP	1:28.049
5	18.499	1:20.413	5	18.646	1:19.686	14	11.814	1:16.173	90	10.553	1:16.790	14	10.923	1:17.191
56	18.964	1:19.583	56	20.020	1:20.595	5	20.802	1:19.287	14	11.067	1:15.699	3	10.922	1:19.804
43	19.711	1:19.797	43	20.531	1:20.359	56	22.982	1:20.093	5	24.130	1:19.774	64	1 LAP	1:27.969
54	28.798	1:21.909	54	32.249	1:22.990	43	23.699	1:20.299	43	28.323	1:21.070	5	27.708	1:20.913
53	29.603	1:21.910	53	32.496	1:22.432	54	37.400	1:22.282	56	34.415	1:27.879	43	31.618	1:20.630
32	50.474	1:25.832	79	55.734	1:24.040	53	38.304	1:22.939	54	43.136	1:22.182	54	48.664	1:22.863
79	51.233	1:25.079	32	55.999	1:25.064	79	1:01.827	1:23.224	53	43.470	1:21.612	53	49.086	1:22.951
60	51.758	1:27.286	60	58.635	1:26.416	32	1:04.014	1:25.146	79	1:08.450	1:23.069	56	55.773	1:38.693
64	1:00.442	1:27.746	57	1:07.504	1:26.310	60	1:06.975	1:25.471	32	1:12.790	1:25.222	79	1:13.395	1:22.280
57	1:00.733	1:26.732	64	1:08.520	1:27.617	46	1:15.011	1:23.480	60	1:16.787	1:26.258			
46	1:05.536	1:22.112	46	1:08.662	1:22.665									

Donington Park
 Circuit Length = 1.9573 miles.
 Start: 17:56 End: 18:12

HSCC Classic Formula 3 Race

LAP CHART

(contd.)

Lap 11			Lap 12			Lap 13			Lap 14			Lap 15		
No	Behind	Laptime	No	Behind	Laptime	No	Behind	Laptime	No	Behind	Laptime	No	Behind	Laptime
58		1:17.920	58		1:16.953									
50	1.486	1:17.714	50	0.741	1:16.208									
6	1.841	1:16.687	56	1 LAP	1:41.377									
17	2.580	1:16.680	6	2.349	1:17.461									
32	1 LAP	1:25.195	17	2.476	1:16.849									
29	4.029	1:16.593	79	1 LAP	1:23.978									
60	1 LAP	1:27.215	29	3.372	1:16.296									
14	9.709	1:16.706	14	9.094	1:16.338									
82	9.928	1:18.015	90	11.291	1:17.639									
90	10.605	1:17.861	32	1 LAP	1:25.518									
3	11.396	1:18.394	3	12.997	1:18.554									
46	1 LAP	1:23.863	46	1 LAP	1:20.062									
57	1 LAP	1:25.010	60	1 LAP	1:26.467									
64	1 LAP	1:25.210	57	1 LAP	1:24.786									
5	31.123	1:21.335	64	1 LAP	1:24.890									
43	36.068	1:22.370	5	34.969	1:20.799									
54	52.914	1:22.170	43	44.381	1:25.266									
53	53.942	1:22.776	54	57.687	1:21.726									
			53	58.459	1:21.470									

Donington Park
 Circuit Length = 1.9573 miles.
 Start: 17:56 End: 18:12

Vredstein JEC Jaguar XK Race

RACE RESULT

POS	NO	CL	NAME	NAT	ENTRY	TIME	LAPS	GAP	MPH	BEST
1	18	D	Darren MCWHIRTER		Jaguar XK120	15:57.707	11		80.81	1:25.658
2	1	D	Graeme DODD	GBR	Jaguar XK120	15:58.422	11	0.715	80.75	1:26.113
3	33	D	Nigel WEBB		Jaguar XK120	16:39.026	11	41.319	77.47	1:29.186
4	32	D	John CHISHOLM		Jaguar XK120	16:40.579	11	42.872	77.35	1:29.332
5	7	D	Brian ARCULUS		Jaguar XK120	17:14.024	11	1:16.317	74.85	1:31.964
6	17	C	David HALL		Jaguar XK120	17:19.903	11	1:22.196	74.42	1:32.516
7	12	C	Grahame BULL		Jaguar XK150	17:27.064	11	1:29.357	73.91	1:33.045
8	26	C	Campbell MCLAREN		Jaguar XK150S	16:01.898	10	1 LAP	73.13	1:34.070
9	29	C	Mark GIBBON		Jaguar XK120	16:05.484	10	1 LAP	72.86	1:34.078
10	20	C	Michael OSHEA		Jaguar XK150	16:05.704	10	1 LAP	72.85	1:33.291
11	23	C	Graham LOVE		Jaguar XK150	16:16.564	10	1 LAP	72.04	1:35.982
12	42	B	Geoff OTTLEY		Jaguar XK120	16:17.667	10	1 LAP	71.95	1:36.084
13	43	B	Paul DEHAVILLAND		Jaguar XK150	16:18.060	10	1 LAP	71.92	1:34.732
14	99	C	Chris KEEN		Jaguar XK120	16:38.723	10	1 LAP	70.44	1:36.877
15	38	B	Kevin ZWOLINSKI		Jaguar XK140	16:45.795	10	1 LAP	69.94	1:36.577
16	47	C	Chris LUNN		Jaguar XK120	16:46.874	10	1 LAP	69.87	1:37.135
17	19	C	Robin BATT		Jaguar XK140	16:48.447	10	1 LAP	69.76	1:38.018
18	36	B	Nicholas WILKINS		Jaguar XK120	17:38.700	10	1 LAP	66.45	1:38.613
19	57	B	Glenn TOLLET		Jaguar XK150	17:47.477	10	1 LAP	65.90	1:43.798
20	31	B	Roger WOODBRIDGE		Jaguar XK120	16:06.140	8	8.433	58.23	1:52.597
NOT CLASSIFIED										
5	D		Richard HACKETT		Jaguar XK120	12:49.393	8	D.N.F.	73.12	1:33.659
22	B		Stewart COUCH		Jaguar XK140	2:02.513	1	D.N.F.	56.60	2:02.513
FASTEST LAP										
18	D		Darren MCWHIRTER		Jaguar XK120	1:25.658	3	82.26mph		132.38kph
17	C		David HALL		Jaguar XK120	1:32.516	5	76.16mph		122.57kph
43	B		Paul DEHAVILLAND		Jaguar XK150	1:34.732	10	74.38mph		119.70kph

Donington Park
Circuit Length = 1.9573 miles.
Start: 18:19 End: 18:35

These results are provisional until the conclusion of any judicial and technical matters.

Clerk of Course:	Stewards:	Timekeeper:
------------------	-----------	-------------

Vredstein JEC Jaguar XK Race

LAP CHART

Lap 1			Lap 2			Lap 3			Lap 4			Lap 5		
No	Behind	Laptime	No	Behind	Laptime	No	Behind	Laptime	No	Behind	Laptime	No	Behind	Laptime
1		1:30.698	1		1:26.432	1		1:26.182	1		1:26.173	1		1:26.959
18	1.374	1:32.072	18	1.294	1:26.352	18	0.770	1:25.658	18	0.534	1:25.937	18	0.164	1:26.589
33	4.022	1:34.720	33	6.776	1:29.186	33	10.665	1:30.071	31	1 LAP	1:58.852	33	18.928	1:31.432
32	4.738	1:35.436	32	9.727	1:31.421	32	14.931	1:31.386	33	14.455	1:29.963	32	24.505	1:30.965
12	7.649	1:38.347	12	15.606	1:34.389	12	23.506	1:34.082	32	20.499	1:31.741	7	35.971	1:32.729
17	8.916	1:39.614	17	16.111	1:33.627	17	24.042	1:34.113	7	30.201	1:31.964	31	1 LAP	2:01.216
5	10.317	1:41.015	7	16.719	1:32.326	7	24.410	1:33.873	12	31.128	1:33.795	17	37.145	1:32.516
7	10.825	1:41.523	20	19.267	1:33.961	20	26.376	1:33.291	17	31.588	1:33.719	12	38.140	1:33.971
20	11.738	1:42.436	5	20.342	1:36.457	5	28.471	1:34.311	20	34.848	1:34.645	20	43.109	1:35.220
26	12.455	1:43.153	26	21.186	1:35.163	26	29.781	1:34.777	5	35.957	1:33.659	5	43.148	1:34.150
29	13.866	1:44.564	29	24.243	1:36.809	29	33.955	1:35.894	26	38.052	1:34.444	26	45.163	1:34.070
42	15.100	1:45.798	23	26.071	1:36.748	23	37.162	1:37.273	29	43.429	1:35.647	29	52.088	1:35.618
23	15.755	1:46.453	42	27.956	1:39.288	42	38.069	1:36.295	23	47.575	1:36.586	23	57.055	1:36.439
99	17.228	1:47.926	99	28.699	1:37.903	99	39.394	1:36.877	42	48.594	1:36.698	42	58.293	1:36.658
38	19.234	1:49.932	38	30.079	1:37.277	38	41.499	1:37.602	99	50.223	1:37.002	99	1:00.391	1:37.127
36	20.032	1:50.730	43	31.628	1:37.756	43	42.575	1:37.129	38	51.903	1:36.577	43	1:02.548	1:36.783
43	20.304	1:51.002	36	33.955	1:40.355	36	46.428	1:38.655	43	52.724	1:36.322	38	1:04.997	1:40.053
19	21.603	1:52.301	47	35.484	1:38.651	47	47.425	1:38.123	36	58.868	1:38.613	36	1:11.488	1:39.579
47	23.265	1:53.963	19	36.651	1:41.480	19	49.874	1:39.405	47	59.918	1:38.666	47	1:12.063	1:39.104
57	24.535	1:55.233	57	44.219	1:46.116	57	1:04.155	1:46.118	19	1:03.715	1:40.014	19	1:16.431	1:39.675
31	29.986	2:00.684	31	56.151	1:52.597				57	1:22.882	1:44.900			
22	31.815	2:02.513												

Donington Park
 Circuit Length = 1.9573 miles.
 Start: 18:19 End: 18:35

Vredstein JEC Jaguar XK Race LAP CHART

(contd.)

Lap 6			Lap 7			Lap 8			Lap 9			Lap 10		
No	Behind	Laptime	No	Behind	Laptime	No	Behind	Laptime	No	Behind	Laptime	No	Behind	Laptime
18		1:27.374	18		1:25.843	18		1:26.660	18		1:27.541	18		1:27.159
1	0.336	1:27.874	1	0.606	1:26.113	1	0.225	1:26.279	1	0.885	1:28.201	1	0.205	1:26.479
57	1 LAP	1:44.483	19	1 LAP	1:39.925	38	1 LAP	1:43.375	43	1 LAP	1:37.021	23	1 LAP	1:37.439
33	21.985	1:30.595	33	27.387	1:31.245	47	1 LAP	1:42.519	99	1 LAP	1:41.608	42	1 LAP	1:38.195
32	27.885	1:30.918	57	1 LAP	1:43.798	19	1 LAP	1:39.966	38	1 LAP	1:42.100	43	1 LAP	1:35.084
7	41.808	1:33.375	32	31.374	1:29.332	31	2 LAPS	2:00.789	47	1 LAP	1:37.135	99	1 LAP	1:41.119
17	43.052	1:33.445	7	47.958	1:31.993	36	1 LAP	1:51.865	19	1 LAP	1:38.018	38	1 LAP	1:40.660
12	44.097	1:33.495	17	49.851	1:32.642	33	31.205	1:30.478	33	35.174	1:31.510	47	1 LAP	1:39.426
5	53.321	1:37.711	12	51.299	1:33.045	32	34.348	1:29.634	32	36.558	1:29.751	33	38.057	1:30.042
20	54.763	1:39.192	5	1:04.170	1:36.692	57	1 LAP	1:44.851	36	1 LAP	1:53.692	19	1 LAP	1:38.539
26	54.941	1:37.316	26	1:04.815	1:35.717	7	55.306	1:34.008	31	2 LAPS	2:02.753	32	39.120	1:29.721
29	1:00.557	1:36.007	20	1:06.002	1:37.082	17	57.074	1:33.883	7	1:02.099	1:34.334	7	1:08.667	1:33.727
23	1:06.240	1:36.723	29	1:09.298	1:34.584	12	1:02.577	1:37.938	17	1:04.085	1:34.552	17	1:11.961	1:35.035
42	1:07.094	1:36.339	23	1:16.379	1:35.982	5	1:12.908	1:35.398	57	1 LAP	1:44.719	36	1 LAP	1:52.470
99	1:11.285	1:38.432	42	1:17.380	1:36.129	26	1:13.243	1:35.088	12	1:10.970	1:35.934	12	1:19.910	1:36.099
43	1:11.647	1:36.637	43	1:21.398	1:35.594	20	1:14.873	1:35.531	26	1:22.616	1:36.914	57	1 LAP	1:44.665
31	1 LAP	2:02.668	99	1:24.588	1:39.146	29	1:16.716	1:34.078	20	1:24.335	1:37.003			
38	1:16.836	1:39.377				23	1:26.264	1:36.545	29	1:24.982	1:35.807			
36	1:23.922	1:39.972				42	1:26.903	1:36.183						
47	1:24.515	1:39.990												

Donington Park
Circuit Length = 1.9573 miles.
Start: 18:19 End: 18:35

Vredstein JEC Jaguar XK Race LAP CHART

(contd.)

Lap 11			Lap 12			Lap 13			Lap 14			Lap 15		
No	Behind	Laptime	No	Behind	Laptime	No	Behind	Laptime	No	Behind	Laptime	No	Behind	Laptime
18		1:26.522												
1	0.715	1:27.032												
26	1 LAP	1:35.256												
29	1 LAP	1:36.476												
20	1 LAP	1:37.343												
31	3 LAPS	2:06.581												
23	1 LAP	1:36.376												
42	1 LAP	1:36.084												
43	1 LAP	1:34.732												
99	1 LAP	1:41.583												
33	41.319	1:29.784												
32	42.872	1:30.274												
38	1 LAP	1:38.842												
47	1 LAP	1:39.297												
19	1 LAP	1:39.124												
7	1:16.317	1:34.172												
17	1:22.196	1:36.757												
12	1:29.357	1:35.969												
36	1 LAP	1:52.769												
57	1 LAP	1:52.594												