



# HISTORIC RACE MEETING

**Croft**

**17th & 18th June 2006**



**Results Provided by MST Sports Timing Ltd**  
***[www.msttiming.com](http://www.msttiming.com)***

# HSCC Classic Sports Car Championship Supported by Dunlop Tyres

## QUALIFYING - RACE 1

POS	NO	CL	DRIVER	NAT	CAR	TIME	LAPS	GAP	MPH
1	42		SRDTAYLOR/LEIGHTON		Chevron B8	1:35.957	10		79.79
2	72	G5	Jamie BOOT		TVR Griffith 400	1:38.829	12	2.872	77.47
3	11	SRB	Andy SHEPHERD		Lotus 23C	1:39.095	12	3.138	77.27
4	70	G7	ELY/DODD		Jaguar E Type	1:41.037	10	5.080	75.78
5	44	G7	RADCLIFFE/BUSSELL		Jaguar E Type	1:43.173	9	7.216	74.21
6	6	SRD	THOMPSON/McCLURG		Chevron B6	1:43.276	11	7.319	74.14
7	92	INV	Michael HARDING		Tatty Turner	1:45.028	11	9.071	72.90
8	87	G3	AI FLEMING		Lotus Elan 26R	1:46.357	4	10.400	71.99
9	54	G2	FARRALL/AYLETT		GSM Delta	1:58.156	8	22.199	64.80

**Car 92 - Transponder not working !!!**

**Weather / Track : Bright / Dry**

**These results are provisional until the conclusion of any judicial and technical matters.**

Croft

Circuit Length = 2.1270 miles.

Start: 09:30 End: 09:50

Clerk of Course		Timekeeper:
-----------------	--	-------------

# HSCC Classic Sports Car Championship Supported by Dunlop Tyres

## QUALIFYING LAP ANALYSIS - RACE 1

<b>6</b>	<b>THOMPSON/McCLURG</b>	Chevron B6
1 - X:00.000	6 - 1:45.485	11 - 1:43.415
2 - 1:56.825	7 - 1:47.773	
3 - 1:49.129	8 - 1:43.659	
4 - 1:45.450	9 - <b>1:43.276</b>	
5 - 1:44.211	10 - 1:45.129	
<b>11</b>	<b>Andy SHEPHERD</b>	Lotus 23C
1 - 9:33.961	6 - 1:40.153	11 - 1:43.209
2 - 1:45.367	7 - 1:47.555	12 - 1:43.283
3 - 1:42.820	8 - 1:39.506	
4 - 1:43.795	9 - <b>1:39.095</b>	
5 - 1:41.533	10 - 1:39.739	
<b>42</b>	<b>TAYLOR/LEIGHTON</b>	Chevron B8
1 - 9:28.606	6 - <b>1:35.957</b>	
2 - 1:45.692	7 - 1:36.650	
3 - 1:43.087	8 - 1:36.768	
4 - 1:42.049	9 - 1:37.105	
5 - 4:54.208	10 - 1:36.872	
<b>44</b>	<b>RADCLIFFE/BUSSELL</b>	Jaguar E Type
1 - 9:36.631	6 - 1:44.690	
2 - 1:45.645	7 - 1:44.686	
3 - 1:43.286	8 - 7:01.157	
4 - 1:43.326	9 - 1:44.633	
5 - <b>1:43.173</b>		
<b>54</b>	<b>FARRALL/AYLETT</b>	GSNM Delta
1 - X:00.000	6 - 2:07.984	
2 - 2:06.130	7 - 2:04.155	
3 - 1:58.928	8 - 2:00.877	
4 - <b>1:58.156</b>		
5 - 6:10.443		
<b>70</b>	<b>ELY/DODD</b>	Jaguar E Type
1 - 9:27.508	6 - 1:44.530	
2 - 1:48.413	7 - 1:43.049	
3 - 1:45.613	8 - 1:42.544	
4 - 1:44.638	9 - 1:42.280	
5 - 4:47.587	10 - <b>1:41.037</b>	
<b>72</b>	<b>Jamie BOOT</b>	TVR Griffith 400
1 - 9:31.264	6 - 1:40.777	11 - 1:42.278
2 - 1:47.167	7 - <b>1:38.829</b>	12 - 1:39.002
3 - 1:43.450	8 - 1:39.913	
4 - 1:44.259	9 - 1:39.052	
5 - 1:40.198	10 - 1:41.384	

Car 92 - Transponder not working !!!  
Weather / Track : Bright / Dry

Croft  
Circuit Length = 2.1270 miles.  
Start: 09:30 End: 09:50

# HSCC Classic Sports Car Championship Supported by Dunlop Tyres

## QUALIFYING LAP ANALYSIS - RACE 1

(contd.)

<b>87</b>	<b>AI FLEMING</b>	Lotus Elan 26R
1 - X:00.000 2 - 1:47.808 3 - <b>1:46.357</b> 4 - 1:48.190		
<b>92</b>	<b>Michael HARDING</b>	Tatty Turner
1 - 9:48.313    6 - 1:45.779    11 - 1:45.854 2 - 1:54.833    7 - 1:45.512 3 - 1:50.772    8 - 1:45.521 4 - 1:47.857    9 - <b>1:45.028</b> 5 - 1:47.194    10 - 1:45.662		

Car 92 - Transponder not working !!!  
Weather / Track : Bright / Dry

# HSCC Classic Sports Car Championship Supported by Dunlop Tyres

## GRID - RACE 1

ROW 5	1:58.156	54	FARRALL/AYLETT	
ROW 4		92	HARDING	1:46.357 87 FLEMING
ROW 3	1:43.173	44	RADCLIFFE/BUSSELL	1:43.276 6 THOMPSON/McCLURG
ROW 2		11	SHEPHERD	1:41.037 70 ELY/DODD
ROW 1	1:35.957	42	TAYLOR/LEIGHTON	1:38.829 72 BOOT
<b>POLE</b>				

**Car 92 - Transponder not working !!!**

**Weather / Track : Bright / Dry**

**These results are provisional until the conclusion of any judicial and technical matters.**

Croft

Circuit Length = 2.1270 miles.

Start: 09:30 End: 09:50

Clerk of Course

Timekeeper:

# HSCC Historic Formula Ford

## QUALIFYING - RACE 2

POS	NO	CL	DRIVER	NAT	CAR	TIME	LAPS	GAP	MPH
1	87		Nelson ROWE		Crossle 20 F	1:31.429	8		83.75
2	1		Neil FOWLER		Lola T200	1:32.001	7	0.572	83.23
3	11		Westie MITCHELL		Merlyn Mk20	1:33.756	7	2.327	81.67
4	57		David WILD		Lola T200	1:34.523	7	3.094	81.00
5	42		Nigel BANCROFT		Crossle 20F	1:34.570	7	3.141	80.96
6	27		Dick DIXON		Lotus 61	1:35.445	7	4.016	80.22
7	77		Chris SHARPLES		Palliser WDF1	1:36.453	7	5.024	79.38
8	66		Gregory THORNTON		Titan Mk4	1:38.144	7	6.715	78.02
9	33		Barry SMITH		Lotus 61M	1:38.426	7	6.997	77.79
10	21		Neil BOWMAN		Macon MR7B	1:39.300	7	7.871	77.11
11	18		Mike CONDLIFFE		Alexis Mk18	1:39.692	7	8.263	76.80
12	34		Philip NORRIS		Macon MR8	1:39.706	7	8.277	76.79
13	75		Anthony GODDARD		Merlyn MK20	1:39.752	7	8.323	76.76
14	93	N	Andrew MANSELL		Merlyn Mk11A	1:39.758	6	8.329	76.75
15	54		Alex MEEK		Merlyn Mk20A	1:39.793	7	8.364	76.73
16	4		John SYKES		Merlyn Mk11A	1:42.012	7	10.583	75.06
17	35		Anthony SMITH		Merlyn Mk11A	1:42.496	4	11.067	74.70
18	12		Daniel MURRAY		Merlyn Mk20	1:43.145	6	11.716	74.23
19	32		Roy MACGREGOR		Hawke DL2B	1:47.127	6	15.698	71.47
20	96	N	Alan FAIRBROTHER		Merlyn Mk20	1:47.159	6	15.730	71.45
21	91	N	Roy SIERGIEJEW		Merlyn Mk20A	1:48.709	6	17.280	70.43
22	39		Michael RICHINGS		Alexis 15	1:49.234	4	17.805	70.09
23	94	N	Michael WALES		Merlyn Mk20	1:50.869	6	19.440	69.06

**Car 35 - Transponder not working - Fix or YOU WILL NOT BE TIMED IN THE RACE**

**Weather / Track : Bright / Dry**

**These results are provisional until the conclusion of any judicial and technical matters.**

Croft

Circuit Length = 2.1270 miles.

Start: 09:55 End: 10:10

Clerk of Course	Timekeeper:
-----------------	-------------

## HSCC Historic Formula Ford QUALIFYING LAP ANALYSIS - RACE 2

<b>1</b>	<b>Neil FOWLER</b>	Lola T200
1 -	5:27.056	6 - 1:33.440
2 -	1:37.266	7 - 1:33.789
3 -	1:34.324	
4 -	<b>1:32.001</b>	
5 -	1:32.003	
<b>4</b>	<b>John SYKES</b>	Merlyn Mk11A
1 -	5:00.434	6 - <b>1:42.012</b>
2 -	1:44.858	7 - 1:44.672
3 -	1:57.291	
4 -	1:44.830	
5 -	1:44.145	
<b>11</b>	<b>Westie MITCHELL</b>	Merlyn Mk20
1 -	5:05.715	6 - 1:51.388
2 -	1:35.370	7 - 1:35.348
3 -	1:33.839	
4 -	<b>1:33.756</b>	
5 -	1:33.996	
<b>12</b>	<b>Daniel MURRAY</b>	Merlyn Mk20
1 -	5:35.964	6 - <b>1:43.145</b>
2 -	1:51.210	
3 -	1:45.334	
4 -	1:45.734	
5 -	1:48.215	
<b>18</b>	<b>Mike CONDLIFFE</b>	Alexis Mk18
1 -	5:31.480	6 - <b>1:39.692</b>
2 -	1:42.788	7 - 1:41.773
3 -	1:40.566	
4 -	1:39.782	
5 -	1:41.215	
<b>21</b>	<b>Neil BOWMAN</b>	Macon MR7B
1 -	5:20.556	6 - 1:42.850
2 -	1:43.653	7 - <b>1:39.300</b>
3 -	1:40.584	
4 -	1:41.390	
5 -	1:40.712	
<b>27</b>	<b>Dick DIXON</b>	Lotus 61
1 -	5:16.411	6 - 1:36.205
2 -	1:43.040	7 - <b>1:35.445</b>
3 -	1:43.259	
4 -	1:38.328	
5 -	1:36.553	

# HSCC Historic Formula Ford

## QUALIFYING LAP ANALYSIS - RACE 2

(contd.)

<b>32</b>	<b>Roy MACGREGOR</b>	Hawke DL2B
1 -	5:30.751	6 - 1:54.814
2 -	1:47.638	
3 -	1:53.384	
4 -	1:49.435	
5 -	<b>1:47.127</b>	
<b>33</b>	<b>Barry SMITH</b>	Lotus 61M
1 -	5:22.960	6 - 1:39.388
2 -	1:48.511	7 - 1:38.950
3 -	<b>1:38.426</b>	
4 -	1:39.819	
5 -	1:39.739	
<b>34</b>	<b>Philip NORRIS</b>	Macon MR8
1 -	5:21.315	6 - 1:41.393
2 -	1:47.927	7 - 1:44.092
3 -	<b>1:39.706</b>	
4 -	1:40.796	
5 -	1:45.891	
<b>35</b>	<b>Anthony SMITH</b>	Merlyn Mk11A
1 -	7:25.098	
2 -	3:34.769	
3 -	1:44.199	
4 -	<b>1:42.496</b>	
<b>39</b>	<b>Michael RICHINGS</b>	Alexis 15
1 -	5:13.784	
2 -	1:58.876	
3 -	5:41.414	
4 -	<b>1:49.234</b>	
<b>42</b>	<b>Nigel BANCROFT</b>	Crossle 20F
1 -	4:56.819	6 - 1:38.569
2 -	1:36.020	7 - 1:36.890
3 -	1:34.663	
4 -	1:34.774	
5 -	<b>1:34.570</b>	
<b>54</b>	<b>Alex MEEK</b>	Merlyn Mk20A
1 -	5:12.145	6 - 1:41.050
2 -	1:44.465	7 - <b>1:39.793</b>
3 -	1:41.640	
4 -	1:43.432	
5 -	1:43.671	

Car 35 - Transponder not working - Fix or YOU WILL NOT BE TIMED IN THE RACE  
Weather / Track : Bright / Dry

Croft  
Circuit Length = 2.1270 miles.  
Start: 09:55 End: 10:10



# HSCC Historic Formula Ford

## QUALIFYING LAP ANALYSIS - RACE 2

(contd.)

<b>57</b>	<b>David WILD</b>	Lola T200
1 -	5:21.430	6 - 1:35.398
2 -	1:43.120	7 - <b>1:34.523</b>
3 -	1:37.704	
4 -	1:37.618	
5 -	1:35.568	
<b>66</b>	<b>Gregory THORNTON</b>	Titan Mk4
1 -	5:20.173	6 - 1:41.218
2 -	1:40.631	7 - 1:38.731
3 -	1:38.742	
4 -	<b>1:38.144</b>	
5 -	1:49.104	
<b>75</b>	<b>Anthony GODDARD</b>	Merlyn MK20
1 -	5:38.581	6 - 1:40.222
2 -	1:43.586	7 - 1:39.995
3 -	1:44.954	
4 -	1:40.547	
5 -	<b>1:39.752</b>	
<b>77</b>	<b>Chris SHARPLES</b>	Palliser WDF1
1 -	5:29.623	6 - 1:37.938
2 -	1:42.974	7 - <b>1:36.453</b>
3 -	1:38.507	
4 -	1:36.765	
5 -	1:38.109	
<b>87</b>	<b>Nelson ROWE</b>	Crossle 20 F
1 -	4:55.270	6 - 1:34.544
2 -	1:31.695	7 - 1:31.510
3 -	<b>1:31.429</b>	8 - 1:32.311
4 -	1:32.191	
5 -	1:32.758	
<b>91</b>	<b>Roy SIERGIEJEV</b>	Merlyn Mk20A
1 -	5:21.002	6 - <b>1:48.709</b>
2 -	1:58.111	
3 -	1:54.095	
4 -	1:58.177	
5 -	1:49.796	
<b>93</b>	<b>Andrew MANSELL</b>	Merlyn Mk11A
1 -	5:39.614	6 - <b>1:39.758</b>
2 -	1:45.894	
3 -	1:48.440	
4 -	1:46.056	
5 -	1:42.172	

Car 35 - Transponder not working - Fix or YOU WILL NOT BE TIMED IN THE RACE  
Weather / Track : Bright / Dry

Croft  
Circuit Length = 2.1270 miles.  
Start: 09:55 End: 10:10

# HSCC Historic Formula Ford QUALIFYING LAP ANALYSIS - RACE 2

(contd.)

<b>94</b>	<b>Michael WALES</b>	Merlyn Mk20
1 - 5:17.809	6 - <b>1:50.869</b>	
2 - 1:59.945		
3 - 1:57.451		
4 - 1:54.951		
5 - 1:52.669		
<b>96</b>	<b>Alan FAIRBROTHER</b>	Merlyn Mk20
1 - 5:39.748	6 - <b>1:47.159</b>	
2 - 1:51.873		
3 - 1:54.189		
4 - 1:48.108		
5 - 1:50.737		

Car 35 - Transponder not working - Fix or YOU WILL NOT BE TIMED IN THE RACE  
Weather / Track : Bright / Dry

# HSCC Historic Formula Ford

## GRID - RACE 2

ROW 12		1:50.869			
	94	WALES			
ROW 11	91	1:48.709 SIERGIEJEV		39	1:49.234 RICHINGS
ROW 10	32	1:47.127 MACGREGOR		96	1:47.159 FAIRBROTHER
ROW 9	35	1:42.496 SMITH		12	1:43.145 MURRAY
ROW 8	54	1:39.793 MEEK		4	1:42.012 SYKES
ROW 7	75	1:39.752 GODDARD		93	1:39.758 MANSELL
ROW 6	18	1:39.692 CONDLIFFE		34	1:39.706 NORRIS
ROW 5	33	1:38.426 SMITH		21	1:39.300 BOWMAN
ROW 4	77	1:36.453 SHARPLES		66	1:38.144 THORNTON
ROW 3	42	1:34.570 BANCROFT		27	1:35.445 DIXON
ROW 2	11	1:33.756 MITCHELL		57	1:34.523 WILD
ROW 1	87	1:31.429 ROWE		1	1:32.001 FOWLER
<b>POLE</b>					

**Car 35 - Transponder not working - Fix or YOU WILL NOT BE TIMED IN THE RACE**  
**Weather / Track : Bright / Dry**  
**These results are provisional until the conclusion of any judicial and technical matters.**

Croft  
 Circuit Length = 2.1270 miles.  
 Start: 09:55 End: 10:10

Clerk of Course		Timekeeper:
-----------------	--	-------------

# HSCC Historic Racing Saloons

## QUALIFYING - RACE 3

POS	NO	CL	DRIVER	NAT	CAR	TIME	LAPS	GAP	MPH
1	54	C	Neil WOOD		Ford Anglia 105E	1:44.380	8		73.35
2	69	C	Bob BULLEN		Ford Anglia 105E	1:45.199	8	0.819	72.78
3	57	C	Jonathan GOMM		Ford Lotus Cortina	1:46.171	8	1.791	72.12
4	85	D	Roger GODFREY		Austin Cooper S	1:46.360	8	1.980	71.99
5	31	A	Les ELY		BMW 2000	1:46.674	8	2.294	71.78
6	41	C	Tony FIELDING		Ford Anglia 105E	1:48.070	8	3.690	70.85
7	77	D	Roger EBDON		Morris Mini Cooper	1:48.382	8	4.002	70.65
8	26	K1	Jim PRENTICE		Ford Mustang	1:48.588	5	4.208	70.51
9	82	D	Barry LONG		Austin Mini Cooper S	1:48.704	8	4.324	70.44
10	32	B	Mark GARRITT		Alfa Romeo Giulia Sports	1:48.772	8	4.392	70.39
11	97	E	Mike HANNA		Hillman Imp	1:49.361	7	4.981	70.01
12	52	C	Peter ERGIS		Ford Cortina GT	1:49.987	8	5.607	69.61
13	94	E	Steve PLATTS		Singer Chamois	1:52.485	7	8.105	68.07
14	87	E	Simon BENOY		Sunbeam Imp	1:52.966	2	8.586	67.78
15	7	A	Tony PEARSON		Jaguar S-Type	1:52.971	7	8.591	67.78
16	81	D	Chris GLAISTER		Ford Anglia 100E	1:54.233	5	9.853	67.03
17	50	C	READ/READ		Ford Anglia 105E	1:54.655	7	10.275	66.78
18	95	E	Shaun HAZELWOOD		Hillman Imp	1:55.185	7	10.805	66.47
19	29	B	Jon WAGSTAFF		Alfa Romeo Giulia Ti	1:55.625	7	11.245	66.22
20	84	K4	Roger PHILLIPS		Austin Mini Cooper	1:56.488	4	12.108	65.73
21	96	E	Timothy BROOK		Austin Mini Cooper	2:00.201	7	15.821	63.70
22	35	B	James DODD		Alfa Romeo Giulia Sprint GT	2:14.964	3	30.584	56.73

**Car 50 - Transponder not working - FIX OR YOU WILL NOT BE TIMED IN THE RACE**

**Weather / Track : Sunny / Dry**

**These results are provisional until the conclusion of any judicial and technical matters.**

Croft

Circuit Length = 2.1270 miles.

Start: 10:09 End: 10:24

Clerk of Course	Timekeeper:
-----------------	-------------

## HSCC Historic Racing Saloons QUALIFYING LAP ANALYSIS - RACE 3

<b>7</b>	<b>Tony PEARSON</b>	Jaguar S-Type
1 -	7:22.819	6 - <b>1:52.971</b>
2 -	2:02.491	7 - 1:55.531
3 -	2:01.500	
4 -	1:54.459	
5 -	1:54.074	
<b>26</b>	<b>Jim PRENTICE</b>	Ford Mustang
1 -	X:00.000	
2 -	1:51.632	
3 -	1:49.498	
4 -	<b>1:48.588</b>	
5 -	1:49.709	
<b>29</b>	<b>Jon WAGSTAFF</b>	Alfa Romeo Guilina Ti
1 -	7:10.935	6 - 2:01.441
2 -	2:09.583	7 - <b>1:55.625</b>
3 -	2:08.246	
4 -	2:03.524	
5 -	1:57.902	
<b>31</b>	<b>Les ELY</b>	BMW 2000
1 -	6:37.227	6 - 1:46.894
2 -	<b>1:46.674</b>	7 - 1:49.363
3 -	1:47.021	8 - 1:47.267
4 -	1:47.786	
5 -	1:50.141	
<b>32</b>	<b>Mark GARRITT</b>	Alfa Romeo Giulia Sports
1 -	7:07.340	6 - 1:49.717
2 -	1:51.768	7 - <b>1:48.772</b>
3 -	2:02.374	8 - 1:49.434
4 -	1:50.948	
5 -	1:49.782	
<b>35</b>	<b>James DODD</b>	Alfa Romeo Guilina Sprint GT
1 -	8:33.945P	
2 -	<b>2:14.964</b>	
3 -	2:15.635	
<b>41</b>	<b>Tony FIELDING</b>	Ford Anglia 105E
1 -	7:16.617	6 - <b>1:48.070</b>
2 -	1:51.421	7 - 1:48.159
3 -	1:52.572	8 - 1:52.992
4 -	1:50.128	
5 -	1:50.756	

Car 50 - Transponder not working - FIX OR YOU WILL NOT BE TIMED IN THE RACE  
Weather / Track : Sunny / Dry

Croft  
Circuit Length = 2.1270 miles.  
Start: 10:09 End: 10:24

# HSCC Historic Racing Saloons

## QUALIFYING LAP ANALYSIS - RACE 3

(contd.)

<b>50</b>	<b>READ/READ</b>	Ford Anglia 105E
1 - 7:28.941	6 - 1:55.824	
2 - 2:02.052	7 - <b>1:54.655</b>	
3 - 2:02.802		
4 - 2:00.306		
5 - 1:56.346		
<b>52</b>	<b>Peter ERGIS</b>	Ford Cortina GT
1 - 7:30.561	6 - 1:51.946	
2 - 1:57.389	7 - <b>1:49.987</b>	
3 - 1:56.823	8 - 2:07.648	
4 - 1:52.232		
5 - 1:52.098		
<b>54</b>	<b>Neil WOOD</b>	Ford Anglia 105E
1 - 7:31.153	6 - 1:44.435	
2 - 2:03.000	7 - 1:46.001	
3 - 1:51.625	8 - <b>1:44.380</b>	
4 - 1:49.472		
5 - 1:45.928		
<b>57</b>	<b>Jonathan GOMM</b>	Ford Lotus Cortina
1 - 6:47.770	6 - 1:47.430	
2 - 1:48.395	7 - 1:48.802	
3 - <b>1:46.171</b>	8 - 1:48.133	
4 - 1:48.229		
5 - 1:49.641		
<b>69</b>	<b>Bob BULLEN</b>	Ford Anglia 105E
1 - 7:30.907	6 - 1:50.737	
2 - 2:00.904	7 - 1:46.346	
3 - 1:52.591	8 - <b>1:45.199</b>	
4 - 1:52.449		
5 - 1:53.109		
<b>77</b>	<b>Roger EBDON</b>	Morris Mini Cooper
1 - 7:19.286	6 - 1:48.971	
2 - 1:53.501	7 - 1:49.426	
3 - 1:49.811	8 - 1:49.516	
4 - 1:49.704		
5 - <b>1:48.382</b>		
<b>81</b>	<b>Chris GLAISTER</b>	Ford Anglia 100E
1 - 7:24.472		
2 - 2:11.730		
3 - <b>1:54.233</b>		
4 - 2:18.375		
5 - 1:56.779		

Car 50 - Transponder not working - FIX OR YOU WILL NOT BE TIMED IN THE RACE  
Weather / Track : Sunny / Dry

Croft  
Circuit Length = 2.1270 miles.  
Start: 10:09 End: 10:24

# HSCC Historic Racing Saloons

## QUALIFYING LAP ANALYSIS - RACE 3

(contd.)

<b>82</b>	<b>Barry LONG</b>	Austin Mini Cooper S
1 -	7:11.398	6 - 1:49.678
2 -	1:58.888	7 - 1:49.355
3 -	1:53.302	8 - 1:50.165
4 -	1:50.408	
5 -	<b>1:48.704</b>	
<b>84</b>	<b>Roger PHILLIPS</b>	Austin Mini Cooper
1 -	X:00.000	
2 -	2:01.415	
3 -	<b>1:56.488</b>	
4 -	1:59.305	
<b>85</b>	<b>Roger GODFREY</b>	Austin Cooper S
1 -	6:55.798	6 - 1:46.405
2 -	1:48.356	7 - 1:47.902
3 -	1:46.757	8 - 1:49.191
4 -	<b>1:46.360</b>	
5 -	1:47.626	
<b>87</b>	<b>Simon BENOY</b>	Sunbeam Imp
1 -	6:43.533	
2 -	<b>1:52.966</b>	
<b>94</b>	<b>Steve PLATTS</b>	Singer Chamois
1 -	7:44.673	6 - 1:54.664
2 -	2:05.203	7 - 1:53.870
3 -	1:56.163	
4 -	1:55.170	
5 -	<b>1:52.485</b>	
<b>95</b>	<b>Shaun HAZELWOOD</b>	Hillman Imp
1 -	7:20.998	6 - 1:56.160
2 -	2:07.961	7 - <b>1:55.185</b>
3 -	2:01.498	
4 -	2:00.398	
5 -	1:55.641	
<b>96</b>	<b>Timothy BROOK</b>	Austin Mini Cooper
1 -	7:19.687	6 - <b>2:00.201</b>
2 -	2:06.992	7 - 2:00.340
3 -	2:05.412	
4 -	2:01.876	
5 -	2:02.034	

Car 50 - Transponder not working - FIX OR YOU WILL NOT BE TIMED IN THE RACE  
Weather / Track : Sunny / Dry

Croft  
Circuit Length = 2.1270 miles.  
Start: 10:09 End: 10:24

# HSCC Historic Racing Saloons QUALIFYING LAP ANALYSIS - RACE 3

(contd.)


<b>97</b>	<b>Mike HANNA</b>	Hillman Imp
1 - 7:55.126	6 - 1:52.233	
2 - 1:59.863	7 - <b>1:49.361</b>	
3 - 1:53.593		
4 - 1:52.369		
5 - 1:51.743		

**Car 50 - Transponder not working - FIX OR YOU WILL NOT BE TIMED IN THE RACE**  
Weather / Track : Sunny / Dry



# HSCC Historic Racing Saloons

## GRID - RACE 3

ROW 11	2:00.201 96   BROOK	2:14.964 35   DODD
ROW 10	1:55.625 29   WAGSTAFF	1:56.488 84   PHILLIPS
ROW 9	1:54.655 50   READ/READ	1:55.185 95   HAZELWOOD
ROW 8	1:52.971 7   PEARSON	1:54.233 81   GLAISTER
ROW 7	1:52.485 94   PLATTS	1:52.966 87   BENOY
ROW 6	1:49.361 97   HANNA	1:49.987 52   ERGIS
ROW 5	1:48.704 82   LONG	1:48.772 32   GARRITT
ROW 4	1:48.382 77   EBDON	1:48.588 26   PRENTICE
ROW 3	1:46.674 31   ELY	1:48.070 41   FIELDING
ROW 2	1:46.171 57   GOMM	1:46.360 85   GODFREY
ROW 1	1:44.380 54   WOOD	1:45.199 69   BULLEN
<b>POLE</b>		
		

**Car 50 - Transponder not working - FIX OR YOU WILL NOT BE TIMED IN THE RACE**

**Weather / Track : Sunny / Dry**

**These results are provisional until the conclusion of any judicial and technical matters.**

Croft

Circuit Length = 2.1270 miles.

Start: 10:09 End: 10:24

Clerk of Course	Timekeeper:
-----------------	-------------

# HSCC 70's Road Sports

## QUALIFYING - RACE 4

POS	NO	CL	DRIVER	NAT	CAR	TIME	LAPS	GAP	MPH
1	3	A	Paul CONWAY		Morgan Plus 8	1:42.107	9		74.99
2	9	B	Julian BARTER		TVR 3000M	1:42.124	9	0.017	74.97
3	11	C	Rory STOCKBRIDGE		Lotus Europa	1:42.882	9	0.775	74.42
4	24	B	Charles BARTER		Datsun 240Z	1:43.080	9	0.973	74.28
5	41	C	Howard BENTHAM		Lotus Elan	1:43.261	9	1.154	74.15
6	85	B	Tony ELLIS		Mazda X7	1:45.589	9	3.482	72.51
7	4	A	Robin GRAY		Pontiac Firebird	1:46.462	8	4.355	71.92
8	26	B	Paul STAFFORD		Datsun 240Z	1:48.610	8	6.503	70.50
9	98	D2	Bob TROTTER		Ford Escort RS	1:49.094	9	6.987	70.18
10	1	D1	John THOMASON		Triumph Spitfire	1:49.921	8	7.814	69.66
11	86	B	Christina TOTTY		TVR 3000M	1:50.729	8	8.622	69.15
12	70	C	Simon ROBERTS		Lotus Esprit	1:51.118	8	9.011	68.91
13	89	A	Ralph HARWOOD-PENN		MGB GTV8	1:52.461	8	10.354	68.08
14	23	D2	William MORTON		Alfa Romeo Alfetta GTV	1:52.652	8	10.545	67.97
15	65	D2	Steve COOKE		Triumph GT6 Mk3	1:52.816	8	10.709	67.87
16	52	D2	Graham HALL		Alfa Romeo 2000GTV	1:55.179	8	13.072	66.48
17	59	E	Tim LAI		MG Midget	1:56.349	6	14.242	65.81
18	10	D1	Nigel ASHLEY		Alfa Romeo GT Junior	1:56.538	8	14.431	65.70
19	76	D2	David ERWIN		Alfa Romeo 2000 GTV	1:57.010	8	14.903	65.44
20	60	D2	David MARSHALL		Lancia Beta Monte Carlo	1:57.950	8	15.843	64.91
21	18	E	Tim ROUNCE		Lancia Fulvia	2:02.202	6	20.095	62.66

Weather / Track : Bright / Dry

These results are provisional until the conclusion of any judicial and technical matters.

Croft

Circuit Length = 2.1270 miles.

Start: 10:42 End: 10:57

Clerk of Course	Timekeeper:
-----------------	-------------

# HSCC 70's Road Sports

## QUALIFYING LAP ANALYSIS - RACE 4

<b>1</b>	<b>John THOMASON</b>	Triumph Spitfire
1 - X:00.000	6 - 1:50.841	
2 - 2:02.049	7 - <b>1:49.921</b>	
3 - 1:55.265	8 - 1:50.596	
4 - 1:52.265		
5 - 1:51.934		
<b>3</b>	<b>Paul CONWAY</b>	Morgan Plus 8
1 - X:00.000	6 - 1:47.246	
2 - 1:46.361	7 - 1:44.006	
3 - <b>1:42.107</b>	8 - 1:43.734	
4 - 1:43.715	9 - 1:45.154	
5 - 1:43.895		
<b>4</b>	<b>Robin GRAY</b>	Pontiac Firebird
1 - X:00.000	6 - 1:47.459	
2 - 1:59.458	7 - 1:47.722	
3 - 1:51.711	8 - <b>1:46.462</b>	
4 - 1:49.100		
5 - 1:48.034		
<b>9</b>	<b>Julian BARTER</b>	TVR 3000M
1 - X:00.000	6 - <b>1:42.124</b>	
2 - 1:51.366	7 - 1:42.217	
3 - 1:44.245	8 - 1:42.872	
4 - 1:43.894	9 - 1:42.370	
5 - 1:47.846		
<b>10</b>	<b>Nigel ASHLEY</b>	Alfa Romeo GT Junior
1 - X:00.000	6 - <b>1:56.538</b>	
2 - 2:00.688	7 - 1:56.583	
3 - 1:58.929	8 - 1:56.866	
4 - 1:58.608		
5 - 1:58.589		
<b>11</b>	<b>Rory STOCKBRIDGE</b>	Lotus Europa
1 - X:00.000	6 - 1:43.699	
2 - 1:47.991	7 - 1:43.022	
3 - 1:48.033	8 - 1:43.341	
4 - 1:44.359	9 - 1:44.788	
5 - <b>1:42.882</b>		
<b>18</b>	<b>Tim ROUNCE</b>	Lancia Fulvia
1 - X:00.000	6 - 2:02.544	
2 - 2:06.101		
3 - 2:03.222		
4 - <b>2:02.202</b>		
5 - 2:06.371		

# HSCC 70's Road Sports QUALIFYING LAP ANALYSIS - RACE 4

(contd.)

<b>23</b>	<b>William MORTON</b>	Alfa Romeo Alfetta GTV
1 - X:00.000	6 - 1:53.680	
2 - 2:03.824	7 - <b>1:52.652</b>	
3 - 1:56.559	8 - 1:53.216	
4 - 1:56.549		
5 - 1:55.157		
<b>24</b>	<b>Charles BARTER</b>	Datsun 240Z
1 - X:00.000	6 - 1:48.794	
2 - 1:48.581	7 - 1:43.215	
3 - 1:45.589	8 - 1:46.748	
4 - 1:44.146	9 - 1:44.650	
5 - <b>1:43.080</b>		
<b>26</b>	<b>Paul STAFFORD</b>	Datsun 240Z
1 - X:00.000	6 - 1:48.690	
2 - 1:52.861	7 - 1:48.736	
3 - 1:52.045	8 - <b>1:48.610</b>	
4 - 1:52.166		
5 - 1:51.288		
<b>41</b>	<b>Howard BENTHAM</b>	Lotus Elan
1 - X:00.000	6 - 1:44.034	
2 - 1:52.467	7 - 1:46.574	
3 - 1:45.843	8 - 1:43.913	
4 - 1:44.517	9 - 1:44.415	
5 - <b>1:43.261</b>		
<b>52</b>	<b>Graham HALL</b>	Alfa Romeo 2000GTV
1 - X:00.000	6 - 1:59.466	
2 - 2:07.394	7 - <b>1:55.179</b>	
3 - 2:07.582	8 - 1:55.689	
4 - 2:01.726		
5 - 1:59.374		
<b>59</b>	<b>Tim LAI</b>	MG Midget
1 - X:00.000	6 - 1:58.877	
2 - 2:01.607		
3 - 1:59.376		
4 - <b>1:56.349</b>		
5 - 2:07.588		
<b>60</b>	<b>David MARSHALL</b>	Lancia Beta Monte Carlo
1 - X:00.000	6 - 2:03.185	
2 - 2:10.689	7 - <b>1:57.950</b>	
3 - 2:03.406	8 - 1:59.094	
4 - 2:00.965		
5 - 1:58.169		


# HSCC 70's Road Sports QUALIFYING LAP ANALYSIS - RACE 4

(contd.)

<b>65</b>	<b>Steve COOKE</b>	Triumph GT6 Mk3
1 - X:00.000	6 - 1:53.202	
2 - 2:00.394	7 - 1:54.457	
3 - 1:58.445	8 - <b>1:52.816</b>	
4 - 1:55.878		
5 - 1:55.014		
<b>70</b>	<b>Simon ROBERTS</b>	Lotus Esprit
1 - X:00.000	6 - 1:52.618	
2 - 2:02.350	7 - <b>1:51.118</b>	
3 - 2:02.565	8 - 1:53.270	
4 - 1:54.381		
5 - 1:54.212		
<b>76</b>	<b>David ERWIN</b>	Alfa Romeo 2000 GTV
1 - X:00.000	6 - 2:00.394	
2 - 2:08.418	7 - <b>1:57.010</b>	
3 - 2:10.243	8 - 1:58.500	
4 - 2:00.663		
5 - 1:58.748		
<b>85</b>	<b>Tony ELLIS</b>	Mazda X7
1 - X:00.000	6 - <b>1:45.589</b>	
2 - 1:49.228	7 - 1:46.296	
3 - 1:46.583	8 - 1:46.371	
4 - 1:47.100	9 - 1:46.904	
5 - 1:46.164		
<b>86</b>	<b>Christina TOTTY</b>	TVR 3000M
1 - X:00.000	6 - 1:51.640	
2 - 1:58.307	7 - 1:52.977	
3 - 1:53.431	8 - 1:52.450	
4 - <b>1:50.729</b>		
5 - 2:03.895		
<b>89</b>	<b>Ralph HARWOOD-PENN</b>	MGB GTV8
1 - X:00.000	6 - 1:53.091	
2 - 1:55.700	7 - 1:52.872	
3 - <b>1:52.461</b>	8 - 1:54.887	
4 - 1:53.112		
5 - 1:53.404		
<b>98</b>	<b>Bob TROTTER</b>	Ford Escort RS
1 - X:00.000	6 - 1:50.174	
2 - 1:53.618	7 - <b>1:49.094</b>	
3 - 1:55.111	8 - 1:49.562	
4 - 1:51.115	9 - 1:52.624	
5 - 1:49.878		

# HSCC 70's Road Sports

## GRID - RACE 4

ROW 11	2:02.202 18 ROUNCE	
ROW 10	1:57.010 76 ERWIN	1:57.950 60 MARSHALL
ROW 9	1:56.349 59 LAI	1:56.538 10 ASHLEY
ROW 8	1:52.816 65 COOKE	1:55.179 52 HALL
ROW 7	1:52.461 89 HARWOOD-PENN	1:52.652 23 MORTON
ROW 6	1:50.729 86 TOTTY	1:51.118 70 ROBERTS
ROW 5	1:49.094 98 TROTTER	1:49.921 1 THOMASON
ROW 4	1:46.462 4 GRAY	1:48.610 26 STAFFORD
ROW 3	1:43.261 41 BENTHAM	1:45.589 85 ELLIS
ROW 2	1:42.882 11 STOCKBRIDGE	1:43.080 24 BARTER
ROW 1	1:42.107 3 CONWAY	1:42.124 9 BARTER
<b>POLE</b>		
		

Weather / Track : Bright / Dry  
 These results are provisional until the conclusion of any judicial and technical matters.

Croft  
 Circuit Length = 2.1270 miles.  
 Start: 10:42 End: 10:57

Clerk of Course	Timekeeper:
-----------------	-------------

# HSCC Historic Formula Junior

## QUALIFYING - RACE 5

POS	NO	CL	DRIVER	NAT	CAR	TIME	LAPS	GAP	MPH
1	83	C2	Barry WESTMORELAND		Lotus 22	1:41.957	9		75.10
2	29	A2	William GRIMSHAW		Moorland MkI	1:43.554	6	1.597	73.94
3	52	C1	John MONSON		Lotus 20B	1:44.674	9	2.717	73.15
4	85	C1	John CHISHOLM		Gemini A	1:45.540	5	3.583	72.55
5	73	C2	Peter ANSTISS		Lotus 20/22	1:46.366	9	4.409	71.98
6	4	A2	Derek WALKER		Terrier Mk IV	1:46.933	3	4.976	71.60
7	97	C2	John SYKES		Lotus 20	1:47.352	8	5.395	71.32
8	11	A2	John TRUSLOVE		Lola Mk2	1:49.106	3	7.149	70.18
9	16	A1	Gordon WRIGHT		Stanguellini	2:06.629	7	24.672	60.47

Car 83 - Transponder not working

Weather / Track : Bright / Dry

These results are provisional until the conclusion of any judicial and technical matters.

Croft

Circuit Length = 2.1270 miles.

Start: 11:05 End: 11:20

Clerk of Course	Timekeeper:
-----------------	-------------

## HSCC Historic Formula Junior QUALIFYING LAP ANALYSIS - RACE 5

<b>4</b>	<b>Derek WALKER</b>	Terrier Mk IV
1 - 7:09.890 2 - <b>1:46.933</b> 3 - 2:03.242P		
<b>11</b>	<b>John TRUSLOVE</b>	Lola Mk2
1 - 7:12.822 2 - <b>1:49.106</b> 3 - 1:49.826		
<b>16</b>	<b>Gordon WRIGHT</b>	Stanguellini
1 - 7:16.780    6 - 2:08.170 2 - 2:14.477    7 - <b>2:06.629</b> 3 - 2:15.871 4 - 2:10.402 5 - 2:10.810		
<b>29</b>	<b>William GRIMSHAW</b>	Moorland Mk1
1 - X:00.000    6 - <b>1:43.554</b> 2 - 1:47.773 3 - 1:50.491 4 - 1:46.159 5 - 1:46.594		
<b>52</b>	<b>John MONSON</b>	Lotus 20B
1 - 7:02.285    6 - 1:46.541 2 - 1:48.654    7 - 1:45.608 3 - 1:46.311    8 - 1:44.838 4 - 1:45.412    9 - 1:44.715 5 - <b>1:44.674</b>		
<b>73</b>	<b>Peter ANSTISS</b>	Lotus 20/22
1 - 6:56.428    6 - 1:47.528 2 - 1:54.697    7 - 1:48.289 3 - 1:50.669    8 - <b>1:46.366</b> 4 - 1:48.809    9 - 1:47.669 5 - 1:48.542		
<b>83</b>	<b>Barry WESTMORELAND</b>	Lotus 22
1 - 7:04.267    6 - 1:53.480 2 - 1:44.665    7 - <b>1:41.957</b> 3 - 1:43.734    8 - 1:43.502 4 - 1:44.233    9 - 1:42.355 5 - 1:42.263		

Car 83 - Transponder not working  
Weather / Track : Bright / Dry



# HSCC Historic Formula Junior QUALIFYING LAP ANALYSIS - RACE 5

(contd.)

<b>85</b>	<b>John CHISHOLM</b>	Gemini A
1 -	6:49.237	
2 -	1:47.595	
3 -	<b>1:45.540</b>	
4 -	2:24.717P	
5 -	7:28.454	
<b>97</b>	<b>John SYKES</b>	Lotus 20
1 -	7:17.288	6 - <b>1:47.352</b>
2 -	1:53.135	7 - 1:47.542
3 -	1:53.229	8 - 1:47.667
4 -	1:47.769	
5 -	1:47.431	

# HSCC Historic Formula Junior

## GRID - RACE 5

ROW 5	2:06.629 16   WRIGHT		
ROW 4		1:47.352 97   SYKES	1:49.106 11   TRUSLOVE
ROW 3	1:46.366 73   ANTISS		1:46.933 4   WALKER
ROW 2		1:44.674 52   MONSON	1:45.540 85   CHISHOLM
ROW 1	1:41.957 83   WESTMORELAND		1:43.554 29   GRIMSHAW

**POLE**

Car 83 - Transponder not working

Weather / Track : Bright / Dry

These results are provisional until the conclusion of any judicial and technical matters.

Croft

Circuit Length = 2.1270 miles.

Start: 11:05 End: 11:20

Clerk of Course

Timekeeper:

# HSCC Historic Road Sports

## QUALIFYING - RACE 6

POS	NO	CL	DRIVER	NAT	CAR	TIME	LAPS	GAP	MPH
1	25	C	David RANDALL		Ginetta G4	1:42.699	7		74.56
2	1	C	Andy SHEPHERD		Lotus Seven S2	1:43.019	4	0.320	74.32
3	42	C	Malcolm SANDERS		Lotus Elan S3	1:43.700	7	1.001	73.84
4	45	D	Matthew NEWMAN		Alfa Romeo	1:50.233	8	7.534	69.46
5	31	B	James OWEN		Triumph TR5	1:50.691	8	7.992	69.17
6	27	B	Chris BURBURY		Triumph TR5	1:50.796	4	8.097	69.11
7	44	B	David KIRBY		Triumph TR6	1:50.903	8	8.204	69.04
8	86	C	John WARD		TVR Vixen S2	1:51.000	8	8.301	68.98
9	15	B	Mike EAGLES		Milano GT Mk1	1:52.257	4	9.558	68.21
10	66	B	Mark HOBLE		Morgan Plus 4	1:54.320	8	11.621	66.98
11	7	E	Brian ARCULUS		Lotus Elite	1:55.123	8	12.424	66.51
12	85	E	John BENNETT		Alfa Romeo Giulietta	1:58.415	7	15.716	64.66
13	23	INV	Graham LOVE		Jaguar XK150	2:03.901	6	21.202	61.80
14	35	B	David THREADINGHAM		Morgan Plus 4	2:04.671	7	21.972	61.41
15	19	F	Chris GAWNE		Lancia Aurelia B20 GT	2:09.667	7	26.968	59.05
16	48	C	Stephen GARRETT		Lotus 7 S1	2:11.777	7	29.078	58.10

**Cars 15 & 86 Transponders not working - FIX OR YOU WILL NOT BE TIMED IN THE RACE**

**Weather / Track : Bright / Dry**

**These results are provisional until the conclusion of any judicial and technical matters.**

Croft

Circuit Length = 2.1270 miles.

Start: 11:31 End: 11:46

Clerk of Course	Timekeeper:
-----------------	-------------

# HSCC Historic Road Sports

## QUALIFYING LAP ANALYSIS - RACE 6

<b>1</b>	<b>Andy SHEPHERD</b>	Lotus Seven S2
1 - X:00.000 2 - 1:46.683 3 - <b>1:43.019</b> 4 - 1:44.865		
<b>7</b>	<b>Brian ARCULUS</b>	Lotus Elite
1 - X:00.000    6 - 1:55.146 2 - 2:03.134    7 - <b>1:55.123</b> 3 - 2:01.698    8 - 1:57.221 4 - 2:01.478 5 - 1:57.184		
<b>15</b>	<b>Mike EAGLES</b>	Milano GT Mk1
1 - X:00.000 2 - <b>1:52.257</b> 3 - 2:07.950 4 - 2:25.817P		
<b>19</b>	<b>Chris GAWNE</b>	Lancia Aurelia B20 GT
1 - X:00.000    6 - 2:11.477 2 - 2:14.499    7 - 2:09.907 3 - 2:10.468 4 - 2:09.852 5 - <b>2:09.667</b>		
<b>23</b>	<b>Graham LOVE</b>	Jaguar XK150
1 - X:00.000    6 - <b>2:03.901</b> 2 - 2:06.403 3 - 2:12.580 4 - 2:08.338 5 - 2:08.030		
<b>25</b>	<b>David RANDALL</b>	Ginetta G4
1 - X:00.000    6 - 1:44.539 2 - 2:00.251    7 - <b>1:42.699</b> 3 - 1:52.947 4 - 1:50.466 5 - 1:46.835		
<b>27</b>	<b>Chris BURBURY</b>	Triumph TR5
1 - X:00.000 2 - 1:52.024 3 - 7:10.918 4 - <b>1:50.796</b>		

# HSCC Historic Road Sports QUALIFYING LAP ANALYSIS - RACE 6

(contd.)

<b>31</b>	<b>James OWEN</b>	Triumph TR5
1 -	X:00.000	6 - <b>1:50.691</b>
2 -	1:56.250	7 - 1:51.003
3 -	1:59.759	8 - 1:50.733
4 -	1:55.135	
5 -	1:53.357	
<b>35</b>	<b>David THREADINGHAM</b>	Morgan Plus 4
1 -	X:00.000	6 - 2:08.030
2 -	2:13.921	7 - <b>2:04.671</b>
3 -	2:11.227	
4 -	2:13.171	
5 -	2:07.969	
<b>42</b>	<b>Malcolm SANDERS</b>	Lotus Elan S3
1 -	X:00.000	6 - <b>1:43.700</b>
2 -	1:45.504	7 - 2:06.015P
3 -	1:43.970	
4 -	1:51.220	
5 -	1:47.202	
<b>44</b>	<b>David KIRBY</b>	Triumph TR6
1 -	X:00.000	6 - 1:53.024
2 -	1:54.884	7 - <b>1:50.903</b>
3 -	1:57.213	8 - 2:01.525
4 -	1:54.665	
5 -	1:52.088	
<b>45</b>	<b>Matthew NEWMAN</b>	Alfa Romeo
1 -	X:00.000	6 - 1:53.688
2 -	1:58.369	7 - <b>1:50.233</b>
3 -	1:55.715	8 - 2:00.074
4 -	1:53.657	
5 -	1:51.423	
<b>48</b>	<b>Stephen GARRETT</b>	Lotus 7 S1
1 -	X:00.000	6 - 2:15.655
2 -	2:22.175	7 - 2:13.725
3 -	<b>2:11.777</b>	
4 -	2:21.798	
5 -	2:18.819	
<b>66</b>	<b>Mark HOBLE</b>	Morgan Plus 4
1 -	X:00.000	6 - 1:56.143
2 -	1:58.272	7 - <b>1:54.320</b>
3 -	2:01.808	8 - 1:56.601
4 -	2:00.702	
5 -	1:57.124	

Cars 15 & 86 Transponders not working - FIX OR YOU WILL NOT BE TIMED IN THE RACE  
Weather / Track : Bright / Dry

Croft  
Circuit Length = 2.1270 miles.  
Start: 11:31 End: 11:46

# HSCC Historic Road Sports QUALIFYING LAP ANALYSIS - RACE 6

(contd.)

<b>85</b>	<b>John BENNETT</b>	Alfa Romeo Giulietta
1 - X:00.000	6 - <b>1:58.415</b>	
2 - 2:09.113	7 - 1:59.514	
3 - 2:03.610		
4 - 1:58.792		
5 - 2:00.083		
<b>86</b>	<b>John WARD</b>	TVR Vixen S2
1 - X:00.000	6 - 1:52.874	
2 - 2:07.542	7 - 1:53.101	
3 - 2:00.583	8 - 2:09.003	
4 - 1:58.475		
5 - <b>1:51.000</b>		

Cars 15 & 86 Transponders not working - FIX OR YOU WILL NOT BE TIMED IN THE RACE  
Weather / Track : Bright / Dry


Croft  
Circuit Length = 2.1270 miles.  
Start: 11:31 End: 11:46

# HSCC Historic Road Sports

## GRID - RACE 6

ROW 8	2:09.667 19 GAWNE	2:11.777 48 GARRETT
ROW 7	2:03.901 23 LOVE	2:04.671 35 THREADINGHAM
ROW 6	1:55.123 7 ARCULUS	1:58.415 85 BENNETT
ROW 5	1:52.257 15 EAGLES	1:54.320 66 HOBLE
ROW 4	1:50.903 44 KIRBY	1:51.000 86 WARD
ROW 3	1:50.691 31 OWEN	1:50.796 27 BURBURY
ROW 2	1:43.700 42 SANDERS	1:50.233 45 NEWMAN
ROW 1	1:42.699 25 RANDALL	1:43.019 1 SHEPHERD

**POLE**



**Cars 15 & 86 Transponders not working - FIX OR YOU WILL NOT BE TIMED IN THE RACE**  
**Weather / Track : Bright / Dry**  
**These results are provisional until the conclusion of any judicial and technical matters.**

Croft  
 Circuit Length = 2.1270 miles.  
 Start: 11:31 End: 11:46

Clerk of Course	Timekeeper:
-----------------	-------------

# HSCC Classic Racing Cars

## QUALIFYING - RACE 7

POS	NO	CL	DRIVER	NAT	CAR	TIME	LAPS	GAP	MPH
1	1	E2	Matthew WATTS		Brabham BT16	1:29.500	10		85.55
2	22	E4	Ian GRAY		Brabham BT30	1:34.927	8	5.427	80.66
3	52	E4	John MONSON		Crossle 19F	1:37.265	9	7.765	78.72
4	92	E4	David COPLOWE		McLaren M4A	1:37.548	7	8.048	78.49
5	57	F	David WILD		Lola T200	1:37.984	9	8.484	78.14
6	12	F	Daniel MURRAY		Lola T200	1:38.705	9	9.205	77.57
7	66	F	Greg THORNTON		Titan Mk4	1:41.317	9	11.817	75.57
8	4	F	John SYKES		Merlyn Mk11A	1:42.551	9	13.051	74.66
9	75	F	Anthony GODDARD		Merlyn Mk20	1:45.474	9	15.974	72.59
10	81	D	Stephen WILKINSON		Brabham BT21	1:46.853	8	17.353	71.66
11	32	F	Rory MACGREGOR		Hawke DL28	1:48.556	8	19.056	70.53
12	21	E2	Neil BOWMAN		Macon MR6	1:48.877	3	19.377	70.32
13	56	C	Cliff GIDDENS		Brabham BT16	1:52.535	8	23.035	68.04
14	54	F	Jackie WALES		Merlyn Mk20A	2:06.232	7	36.732	60.66

Car 81 - Transponder not working - Car 52 - 2 transponders fitted !!

Weather / Track : Bright / Dry

These results are provisional until the conclusion of any judicial and technical matters.

Croft

Circuit Length = 2.1270 miles.

Start: 11:55 End: 12:10

Clerk of Course		Timekeeper:
-----------------	--	-------------



# HSCC Classic Racing Cars

## QUALIFYING LAP ANALYSIS - RACE 7

<b>1</b>	<b>Matthew WATTS</b>	Brabham BT16
1 -	8:13.010	6 - 1:32.689
2 -	1:33.717	7 - 1:31.674
3 -	1:31.765	8 - <b>1:29.500</b>
4 -	1:31.346	9 - 1:31.338
5 -	1:30.711	10 - 1:42.907P
<b>4</b>	<b>John SYKES</b>	Merlyn Mk11A
1 -	8:32.857	6 - 1:42.746
2 -	1:45.837	7 - 1:44.829
3 -	1:43.669	8 - 1:43.457
4 -	1:43.755	9 - 1:44.952
5 -	<b>1:42.551</b>	
<b>12</b>	<b>Daniel MURRAY</b>	Lola T200
1 -	8:31.640	6 - 1:41.368
2 -	1:50.376	7 - 1:39.995
3 -	1:41.176	8 - 1:39.332
4 -	2:08.355	9 - <b>1:38.705</b>
5 -	1:44.017	
<b>21</b>	<b>Neil BOWMAN</b>	Macon MR6
1 -	8:26.327	
2 -	2:02.829	
3 -	<b>1:48.877</b>	
<b>22</b>	<b>Ian GRAY</b>	Brabham BT30
1 -	8:41.504P	6 - 1:35.874
2 -	2:09.380	7 - <b>1:34.927</b>
3 -	1:38.213	8 - 1:35.372
4 -	1:36.271	
5 -	1:35.640	
<b>32</b>	<b>Rory MACGREGOR</b>	Hawke DL28
1 -	8:29.663	6 - <b>1:48.556</b>
2 -	1:55.630	7 - 2:11.861
3 -	1:49.774	8 - 1:51.040
4 -	1:49.133	
5 -	1:49.726	
<b>52</b>	<b>John MONSON</b>	Crossle 19F
1 -	8:29.860	6 - 1:37.793
2 -	1:40.846	7 - 1:37.931
3 -	<b>1:37.265</b>	8 - 1:37.292
4 -	1:38.288	9 - 1:38.780
5 -	1:37.650	

Car 81 - Transponder not working - Car 52 - 2 transponders fitted !!  
Weather / Track : Bright / Dry

Croft  
Circuit Length = 2.1270 miles.  
Start: 11:55 End: 12:10

# HSCC Classic Racing Cars

## QUALIFYING LAP ANALYSIS - RACE 7

(contd.)


<b>54</b>	<b>Jackie WALES</b>	Merlyn Mk20A
1 -	9:16.210	6 - 2:08.868
2 -	2:14.598	7 - <b>2:06.232</b>
3 -	2:09.998	
4 -	2:06.602	
5 -	2:08.433	
<b>56</b>	<b>Cliff GIDDENS</b>	Brabham BT16
1 -	8:43.557	6 - 1:55.339
2 -	2:01.912	7 - 1:53.300
3 -	1:59.081	8 - 1:54.895
4 -	1:53.840	
5 -	<b>1:52.535</b>	
<b>57</b>	<b>David WILD</b>	Lola T200
1 -	8:30.931	6 - 1:38.349
2 -	1:44.524	7 - 1:38.140
3 -	1:38.130	8 - 1:39.559
4 -	1:38.029	9 - 1:39.836
5 -	<b>1:37.984</b>	
<b>66</b>	<b>Greg THORNTON</b>	Titan Mk4
1 -	8:18.326	6 - 1:42.830
2 -	1:45.399	7 - <b>1:41.317</b>
3 -	1:42.536	8 - 1:41.709
4 -	1:42.967	9 - 1:42.026
5 -	1:50.526	
<b>75</b>	<b>Anthony GODDARD</b>	Merlyn Mk20
1 -	8:46.720	6 - 1:47.828
2 -	1:50.542	7 - 1:47.789
3 -	1:46.539	8 - 1:46.576
4 -	1:46.753	9 - <b>1:45.474</b>
5 -	1:47.291	
<b>81</b>	<b>Stephen WILKINSON</b>	Brabham BT21
1 -	8:50.651	6 - 1:48.460
2 -	1:58.689	7 - 1:52.320
3 -	1:53.237	8 - <b>1:46.853</b>
4 -	1:50.721	
5 -	1:48.272	
<b>92</b>	<b>David COPLOWE</b>	McLaren M4A
1 -	X:00.000	6 - 1:39.504
2 -	1:39.430	7 - 1:58.196
3 -	1:40.446	
4 -	<b>1:37.548</b>	
5 -	1:39.899	

Car 81 - Transponder not working - Car 52 - 2 transponders fitted !!  
Weather / Track : Bright / Dry

Croft  
Circuit Length = 2.1270 miles.  
Start: 11:55 End: 12:10

# HSCC Classic Racing Cars

## GRID - RACE 7

ROW 7	1:52.535 56   GIDDENS	2:06.232 54   WALES
ROW 6	1:48.556 32   MACGREGOR	1:48.877 21   BOWMAN
ROW 5	1:45.474 75   GODDARD	1:46.853 81   WILKINSON
ROW 4	1:41.317 66   THORNTON	1:42.551 4   SYKES
ROW 3	1:37.984 57   WILD	1:38.705 12   MURRAY
ROW 2	1:37.265 52   MONSON	1:37.548 92   COPLOWE
ROW 1	1:29.500 1   WATTS	1:34.927 22   GRAY
<b>POLE</b>		
		

**Car 81 - Transponder not working - Car 52 - 2 transponders fitted !!**

**Weather / Track : Bright / Dry**

**These results are provisional until the conclusion of any judicial and technical matters.**

Croft

Circuit Length = 2.1270 miles.

Start: 11:55 End: 12:10

Clerk of Course	Timekeeper:
-----------------	-------------

## HSCC- XK Jaguar Series QUALIFYING - RACE 8

POS	NO	CL	DRIVER	NAT	CAR	TIME	LAPS	GAP	MPH
1	18	D	Darren McWHIRTER		Jaguar XK120	1:43.179	9		74.21
2	32	D	John CHISHOLM		Jaguar XK120	1:44.629	9	1.450	73.18
3	33	D	Nigel WEBB		Jaguar XK120	1:44.830	8	1.651	73.04
4	20	C	Michael O'SHEA		Jaguar XK150S	1:49.708	8	6.529	69.79
5	12	D	Grahame BULL		Jaguar XK120	1:50.872	8	7.693	69.06
6	7	D	Brian ARCULUS		Jaguar XK120	1:52.122	6	8.943	68.29
7	16	C	John ROBERTS		Jaguar XK150	1:52.967	8	9.788	67.78
8	2	C	Chris KEITH LUCAS		Jaguar XK120	1:53.013	8	9.834	67.75
9	23	C	Graham LOVE		Jaguar XK150	1:55.655	8	12.476	66.20
10	36	B	Nicholas WILKINS		Jaguar XK120	1:56.587	8	13.408	65.67
11	42	B	Geoff OTTLEY		Jaguar XK120	1:57.432	8	14.253	65.20
12	40	C	Claire KEITH LUCAS		Jaguar XK150S	1:57.563	8	14.384	65.13
13	31	A	Roger WOODBRIDGE		Jaguar XK120	2:02.287	6	19.108	62.61
14	38	B	Kevin ZWOLINSKI		Jaguar XK140	2:02.364	7	19.185	62.57

Weather / Track : Bright / Dry

These results are provisional until the conclusion of any judicial and technical matters.

Croft

Circuit Length = 2.1270 miles.

Start: 12:20 End: 12:35

Clerk of Course	Timekeeper:
-----------------	-------------

## HSCC- XK Jaguar Series

### QUALIFYING LAP ANALYSIS - RACE 8

<b>2</b>	<b>Chris KEITH LUCAS</b>	Jaguar XK120
1 -	9:53.862	6 - 1:53.054
2 -	1:56.005	7 - 1:53.256
3 -	1:54.155	8 - 1:53.580
4 -	1:54.117	
5 -	<b>1:53.013</b>	
<b>7</b>	<b>Brian ARCULUS</b>	Jaguar XK120
1 -	9:55.183	6 - 1:52.350
2 -	1:54.112	
3 -	1:54.363	
4 -	1:52.823	
5 -	<b>1:52.122</b>	
<b>12</b>	<b>Grahame BULL</b>	Jaguar XK120
1 -	9:36.721	6 - 1:51.685
2 -	1:52.342	7 - 1:51.939
3 -	1:51.897	8 - 1:50.902
4 -	<b>1:50.872</b>	
5 -	1:51.445	
<b>16</b>	<b>John ROBERTS</b>	Jaguar XK150
1 -	9:41.182	6 - <b>1:52.967</b>
2 -	1:53.420	7 - 1:53.735
3 -	1:53.682	8 - 1:55.020
4 -	1:54.191	
5 -	1:53.786	
<b>18</b>	<b>Darren McWHIRTER</b>	Jaguar XK120
1 -	9:36.633	6 - 1:45.492
2 -	1:47.087	7 - 1:45.990
3 -	1:45.042	8 - 1:45.134
4 -	<b>1:43.179</b>	9 - 1:44.663
5 -	1:45.261	
<b>20</b>	<b>Michael O'SHEA</b>	Jaguar XK150S
1 -	X:00.000	6 - 1:49.990
2 -	2:07.974	7 - <b>1:49.708</b>
3 -	2:02.466	8 - 1:52.689
4 -	1:54.289	
5 -	1:50.654	
<b>23</b>	<b>Graham LOVE</b>	Jaguar XK150
1 -	9:59.354	6 - <b>1:55.655</b>
2 -	1:57.791	7 - 1:57.185
3 -	1:56.301	8 - 1:56.077
4 -	1:56.334	
5 -	1:56.103	


# HSCC- XK Jaguar Series

## QUALIFYING LAP ANALYSIS - RACE 8

(contd.)

<b>31</b>	<b>Roger WOODBRIDGE</b>	Jaguar XK120
1 -	X:00.000	6 - 2:16.090
2 -	2:02.398	
3 -	2:03.349	
4 -	2:04.309	
5 -	<b>2:02.287</b>	
<b>32</b>	<b>John CHISHOLM</b>	Jaguar XK120
1 -	9:35.215	6 - 1:46.693
2 -	1:48.369	7 - 1:46.529
3 -	1:47.273	8 - 1:47.078
4 -	<b>1:44.629</b>	9 - 1:46.328
5 -	1:46.023	
<b>33</b>	<b>Nigel WEBB</b>	Jaguar XK120
1 -	9:34.340	6 - 1:47.045
2 -	1:47.098	7 - 1:46.868
3 -	<b>1:44.830</b>	8 - 1:46.893
4 -	1:44.988	
5 -	1:45.719	
<b>36</b>	<b>Nicholas WILKINS</b>	Jaguar XK120
1 -	9:48.292	6 - <b>1:56.587</b>
2 -	2:01.301	7 - 1:56.936
3 -	1:58.698	8 - 1:58.522
4 -	1:58.021	
5 -	1:58.001	
<b>38</b>	<b>Kevin ZWOLINSKI</b>	Jaguar XK140
1 -	X:00.000	6 - 2:06.337
2 -	2:09.870	7 - 2:05.373
3 -	2:07.407	
4 -	2:11.579	
5 -	<b>2:02.364</b>	
<b>40</b>	<b>Claire KEITH LUCAS</b>	Jaguar XK150S
1 -	X:00.000	6 - 1:59.588
2 -	2:01.516	7 - 1:58.314
3 -	1:58.561	8 - <b>1:57.563</b>
4 -	1:59.939	
5 -	1:58.611	
<b>42</b>	<b>Geoff OTTLEY</b>	Jaguar XK120
1 -	9:44.283	6 - 1:58.395
2 -	2:00.620	7 - 1:58.960
3 -	1:57.863	8 - 2:05.489
4 -	2:00.264	
5 -	<b>1:57.432</b>	

**HSCC- XK Jaguar Series**  
**GRID - RACE 8**

ROW 7	2:02.287 31 WOODBRIDGE	2:02.364 38 ZWOLINSKI
ROW 6	1:57.432 42 OTTLEY	1:57.563 40 KEITH LUCAS
ROW 5	1:55.655 23 LOVE	1:56.587 36 WILKINS
ROW 4	1:52.967 16 ROBERTS	1:53.013 2 KEITH LUCAS
ROW 3	1:50.872 12 BULL	1:52.122 7 ARCULUS
ROW 2	1:44.830 33 WEBB	1:49.708 20 O'SHEA
ROW 1	1:43.179 18 McWHIRTER	1:44.629 32 CHISHOLM
<b>POLE</b>		
		

**Weather / Track : Bright / Dry**  
**These results are provisional until the conclusion of any judicial and technical matters.**

Croft  
 Circuit Length = 2.1270 miles.  
 Start: 12:20 End: 12:35

Clerk of Course	Timekeeper:
-----------------	-------------

# HSCC Classic Sports Car Championship Supported by Dunlop Tyres

## RACE CLASSIFICATION - RACE 1

POS	NO	CL	DRIVER	NAT	CAR	TIME	LAPS	GAP	MPH	BEST
1	42		SRDTAYLOR/LEIGHTON		Chevron B8	15:02.778	9		76.33	1:39.031
2	72	G5	Jamie BOOT		TVR Griffith 400	15:03.433	9	0.655	76.28	1:38.801
3	11	SRB	Andy SHEPHERD		Lotus 23C	15:26.991	9	24.213	74.34	1:40.423
4	6	SRD	THOMPSON/McCLURG		Chevron B6	15:34.919	9	32.141	73.71	1:40.711
5	44	G12	RADCLIFFE/BUSSELL		Jaguar E Type	15:52.425	9	49.647	72.35	1:42.706
6	92	G2	Michael HARDING		Tatty Turner	15:59.426	9	56.648	71.82	1:44.820
7	54	G2	FARRALL/AYLETT		GSNM Delta	15:40.761	8	1 LAP	65.11	1:54.812
8	87	G3	AI FLEMING		Lotus Elan 26R	16:37.635	8	1 LAP	61.40	1:45.628
NOT CLASSIFIED										
70	G12		ELY/DODD		Jaguar E Type	1:50.932	1	D.N.F.	69.02	1:50.932
FASTEST LAP										
72	G5		Jamie BOOT		TVR Griffith 400	1:38.801	5	77.50mph	124.72kph	
42			SRDTAYLOR/LEIGHTON		Chevron B8	1:39.031	4	77.32mph	124.43kph	
11			SRB Andy SHEPHERD		Lotus 23C	1:40.423	7	76.24mph	122.71kph	
44	G12		RADCLIFFE/BUSSELL		Jaguar E Type	1:42.706	2	74.55mph	119.98kph	
92	G2		Michael HARDING		Tatty Turner	1:44.820	2	73.05mph	117.56kph	
87	G3		AI FLEMING		Lotus Elan 26R	1:45.628	8	72.49mph	116.66kph	

Weather / Track : Bright / Dry  
 These results are provisional until the conclusion of any judicial and technical matters.

Croft  
 Circuit Length = 2.1270 miles.  
 Start: 13:49 End: 14:04

Clerk of Course	Timekeeper:
-----------------	-------------



# HSCC Classic Sports Car Championship Supported by Dunlop Tyres

## LAP CHART - RACE 1

Lap 1			Lap 2			Lap 3			Lap 4			Lap 5		
No	Behind	Laptime	No	Behind	Laptime	No	Behind	Laptime	No	Behind	Laptime	No	Behind	Laptime
42		1:46.038	42		1:42.056	42		1:39.356	42		1:39.031	42		1:39.091
72	1.566	1:47.604	72	0.787	1:41.277	72	0.905	1:39.474	72	1.200	1:39.326	72	0.910	1:38.801
44	3.371	1:49.409	44	4.021	1:42.706	44	8.339	1:43.674	44	13.687	1:44.379	11	17.238	1:41.841
70	4.894	1:50.932	11	8.355	1:43.773	11	11.960	1:42.961	11	14.488	1:41.559	44	19.790	1:45.194
6	5.112	1:51.150	6	9.086	1:46.030	6	12.906	1:43.176	6	15.296	1:41.421	6	20.141	1:43.936
11	6.638	1:52.676	92	11.160	1:44.820	92	17.286	1:45.482	92	23.976	1:45.721	92	30.583	1:45.698
92	8.396	1:54.434	54	36.770	1:57.716	87	1 LAP	1:47.223	87	1 LAP	1:48.086	87	1 LAP	1:47.736
54	21.110	2:07.148	87	1 LAP	4:10.374	54	56.101	1:58.687	54	1:11.882	1:54.812	54	1:28.254	1:55.463

# HSCC Classic Sports Car Championship Supported by Dunlop Tyres

## LAP CHART - RACE 1

(contd.)

Lap 6			Lap 7			Lap 8			Lap 9			Lap 10		
No	Behind	Laptime	No	Behind	Laptime	No	Behind	Laptime	No	Behind	Laptime	No	Behind	Laptime
42		1:39.241	42		1:39.237	42		1:39.221	42		1:39.507			
72	0.905	1:39.236	72	1.122	1:39.454	72	0.966	1:39.065	72	0.655	1:39.196			
11	18.904	1:40.907	54	1 LAP	1:56.436	54	1 LAP	1:55.180	11	24.213	1:41.135			
6	22.678	1:41.778	11	20.090	1:40.423	11	22.585	1:41.716	6	32.141	1:43.966			
44	26.501	1:45.952	6	24.152	1:40.711	6	27.682	1:42.751	54	1 LAP	1:55.319			
92	37.421	1:46.079	44	33.604	1:46.340	44	41.505	1:47.122	44	49.647	1:47.649			
87	1 LAP	1:46.152	92	43.977	1:45.793	92	50.605	1:45.849	92	56.648	1:45.550			
			87	1 LAP	1:46.522	87	1 LAP	1:45.914	87	1 LAP	1:45.628			

# HSCC Classic Sports Car Championship Supported by Dunlop Tyres

## GRID - RACE 9

ROW  
5

70 | ELY/DODD

ROW  
4

54 | FARRALL/AYLETT

87 | FLEMING

ROW  
3

44 | RADCLIFFE/BUSSELL

92 | HARDING

ROW  
2

11 | SHEPHERD


6 | THOMPSON/McCLURG

ROW  
1

42 | TAYLOR/LEIGHTON

72 | BOOT

POLE



Weather / Track : Bright / Dry

These results are provisional until the conclusion of any judicial and technical matters.

Croft

Circuit Length = 2.1270 miles.

Start: 13:49 End: 14:04

Clerk of Course

Timekeeper:

# HSCC Historic Formula Ford

## RACE CLASSIFICATION - RACE 2

POS	NO	CL	DRIVER	NAT	CAR	TIME	LAPS	GAP	MPH	BEST
1	87		Nelson ROWE		Crossle 20 F	15:31.631	10		82.19	1:31.969
2	1		Neil FOWLER		Lola T200	15:31.991	10	0.360	82.16	1:31.497
3	42		Nigel BANCROFT		Crossle 20F	15:46.939	10	15.308	80.86	1:32.556
4	57		David WILD		Lola T200	15:58.361	10	26.730	79.89	1:34.106
5	27		Dick DIXON		Lotus 61	16:15.214	10	43.583	78.51	1:35.790
6	77		Chris SHARPLES		Palliser WDF1	16:15.505	10	43.874	78.49	1:34.444
7	12		Daniel MURRAY		Lola T200	16:32.452	10	1:00.821	77.15	1:35.293
8	4		John SYKES		Merlyn Mk11A	16:46.187	10	1:14.556	76.10	1:37.935
9	18		Mike CONDLIFFE		Alexis Mk18	16:46.724	10	1:15.093	76.06	1:37.415
10	54		Alex MEEK		Merlyn Mk20A	16:47.662	10	1:16.031	75.99	1:37.919
11	93	N	Andrew MANSELL		Merlyn Mk11A	16:47.981	10	1:16.350	75.96	1:37.868
12	33		Barry SMITH		Lotus 61M	16:58.704	10	1:27.073	75.16	1:39.749
13	34		Philip NORRIS		Macon MR8	16:59.327	10	1:27.696	75.12	1:38.819
14	75		Anthony GODDARD		Merlyn MK20	17:03.469	10	1:31.838	74.81	1:39.785
15	35		Anthony SMITH		Merlyn Mk11A	17:07.022	10	1:35.391	74.55	1:40.007
16	94	N	Michael WALES		Merlyn Mk20	16:20.155	9	1 LAP	70.31	1:46.076
17	96	N	Alan FAIRBROTHER		Merlyn Mk20	16:31.386	9	1 LAP	69.51	1:42.506
18	91	N	Roy SIERGIEJEV		Merlyn Mk20A	16:38.132	9	1 LAP	69.04	1:47.780

### NOT CLASSIFIED

11			Westie MITCHELL		Merlyn Mk20	14:33.941	9	D.N.F.	78.85	1:33.657
66			Gregory THORNTON		Titan Mk4	13:40.984	8	D.N.F.	74.61	1:36.306
32			Roy MACGREGOR		Hawke DL2B	14:17.032	8	D.N.F.	71.47	1:44.196
21			Neil BOWMAN		Macon MR7B	10:25.755	6	D.N.F.	73.42	1:38.383

### FASTEST LAP

1			Neil FOWLER		Lola T200	1:31.497	9	83.68mph	134.68kph
93	N		Andrew MANSELL		Merlyn Mk11A	1:37.868	10	78.24mph	125.91kph

Weather / Track : Bright / Dry  
 These results are provisional until the conclusion of any judicial and technical matters.

Croft  
 Circuit Length = 2.1270 miles.  
 Start: 14:16 End: 14:31

Clerk of Course	Timekeeper:
-----------------	-------------

# HSCC Historic Formula Ford

## LAP CHART - RACE 2

Lap 1			Lap 2			Lap 3			Lap 4			Lap 5		
No	Behind	Laptime	No	Behind	Laptime	No	Behind	Laptime	No	Behind	Laptime	No	Behind	Laptime
1		1:38.085	1		1:32.968	1		1:32.312	87		1:32.747	1		1:32.916
87	0.185	1:38.270	87	0.205	1:32.988	87	0.210	1:32.317	1	0.296	1:33.253	87	0.442	1:33.654
11	0.904	1:38.989	11	1.593	1:33.657	11	3.376	1:34.095	42	4.933	1:34.337	42	5.916	1:34.195
42	2.598	1:40.683	42	3.309	1:33.679	42	3.553	1:32.556	11	5.787	1:35.368	11	6.309	1:33.734
57	3.301	1:41.386	57	5.376	1:35.043	57	7.711	1:34.647	57	9.376	1:34.622	57	10.270	1:34.106
77	4.248	1:42.333	77	6.326	1:35.046	77	9.185	1:35.171	77	10.672	1:34.444	77	12.782	1:35.322
66	6.037	1:44.122	66	11.003	1:37.934	27	16.337	1:37.507	27	19.652	1:36.272	27	23.298	1:36.858
27	6.780	1:44.865	27	11.142	1:37.330	66	20.759	1:42.068	66	25.031	1:37.229	66	28.998	1:37.179
18	9.607	1:47.692	18	18.164	1:41.525	21	26.811	1:40.841	4	35.580	1:41.132	12	40.438	1:37.384
33	10.686	1:48.771	21	18.282	1:40.302	4	27.405	1:41.232	12	36.266	1:38.663	4	40.796	1:38.428
21	10.948	1:49.033	4	18.485	1:40.113	54	29.089	1:42.321	54	37.410	1:41.278	54	43.448	1:39.250
4	11.340	1:49.425	54	19.080	1:40.164	18	30.437	1:44.585	18	38.581	1:41.101	18	44.370	1:39.001
54	11.884	1:49.969	33	20.441	1:42.723	12	30.560	1:40.669	93	38.755	1:41.150	93	45.888	1:40.345
93	14.247	1:52.332	93	21.641	1:40.362	93	30.562	1:41.233	33	40.703	1:41.390	33	47.276	1:39.785
35	14.973	1:53.058	12	22.203	1:39.494	33	32.270	1:44.141	75	41.712	1:41.606	21	47.982	1:38.383
12	15.677	1:53.762	75	24.274	1:40.609	75	33.063	1:41.101	21	42.811	1:48.957	75	49.370	1:40.870
75	16.633	1:54.718	35	26.795	1:44.790	35	36.414	1:41.931	35	45.777	1:42.320	34	52.733	1:39.856
34	17.337	1:55.422	34	27.399	1:43.030	34	36.788	1:41.701	34	46.089	1:42.258	35	54.599	1:42.034
32	20.342	1:58.427	32	34.331	1:46.957	32	48.977	1:46.958	32	1:01.717	1:45.697	32	1:12.832	1:44.327
94	21.879	1:59.964	94	35.309	1:46.398	96	50.389	1:45.822	96	1:02.815	1:45.383	96	1:14.327	1:44.724
96	22.545	2:00.630	96	36.879	1:47.302	94	51.090	1:48.093	94	1:04.209	1:46.076	94	1:17.430	1:46.433
91	24.369	2:02.454	91	42.038	1:50.637	91	59.692	1:49.966	91	1:16.539	1:49.804			

# HSCC Historic Formula Ford


## LAP CHART - RACE 2

(contd.)

Lap 6			Lap 7			Lap 8			Lap 9			Lap 10		
No	Behind	Laptime	No	Behind	Laptime	No	Behind	Laptime	No	Behind	Laptime	No	Behind	Laptime
1		1:32.677	1		1:32.015	87		1:32.300	87		1:31.969	87		1:32.842
87	0.100	1:32.335	87	0.294	1:32.209	1	1.301	1:33.895	1	0.829	1:31.497	1	0.360	1:32.373
91	1 LAP	1:49.678	94	1 LAP	1:48.409	32	1 LAP	1:45.040	42	14.704	1:35.421	42	15.308	1:33.446
11	7.876	1:34.244	42	9.949	1:33.945	96	1 LAP	1:46.384	96	1 LAP	1:42.506	57	26.730	1:39.306
42	8.019	1:34.780	11	10.737	1:34.876	42	11.252	1:33.897	32	1 LAP	1:45.430	27	43.583	1:37.293
57	11.846	1:34.253	57	14.541	1:34.710	11	12.347	1:34.204	57	20.266	1:35.709	77	43.874	1:37.932
77	26.966	1:46.861	91	1 LAP	1:50.130	94	1 LAP	1:47.850	94	1 LAP	1:47.881	94	1 LAP	1:49.051
27	27.674	1:37.053	77	30.991	1:36.040	57	16.526	1:34.579	11	35.152	1:54.774P	96	1 LAP	2:15.665
66	32.627	1:36.306	27	31.492	1:35.833	91	1 LAP	1:47.780	77	38.784	1:36.577	12	1:00.821	1:36.329
12	44.218	1:36.457	66	48.916	1:48.304	77	34.176	1:35.779	27	39.132	1:36.413	91	1 LAP	1:48.225
4	46.054	1:37.935	12	49.207	1:37.004	27	34.688	1:35.790	91	1 LAP	1:49.458	4	1:14.556	1:42.853
54	50.560	1:39.789	4	52.734	1:38.695	12	54.010	1:37.397	12	57.334	1:35.293	18	1:15.093	1:38.203
18	51.333	1:39.640	54	57.579	1:39.034	4	58.312	1:38.172	4	1:04.545	1:38.202	54	1:16.031	1:37.919
93	52.035	1:38.824	18	58.437	1:39.119	54	1:03.915	1:38.930	18	1:09.732	1:37.415	93	1:16.350	1:37.868
33	55.885	1:41.286	93	58.686	1:38.666	18	1:04.286	1:38.443	54	1:10.954	1:39.008	33	1:27.073	1:39.749
75	58.030	1:41.337	33	1:04.733	1:40.863	93	1:04.819	1:38.727	93	1:11.324	1:38.474	34	1:27.696	1:38.819
34	59.895	1:39.839	75	1:05.800	1:39.785	33	1:12.198	1:40.059	33	1:20.166	1:39.937	75	1:31.838	1:43.158
35	1:02.764	1:40.842	34	1:07.751	1:39.871	75	1:13.256	1:40.050	75	1:21.522	1:40.235	35	1:35.391	1:40.474
21	1:03.544	1:48.239	35	1:11.150	1:40.401	66	1:14.164	1:57.842P	34	1:21.719	1:39.596			
32	1:24.351	1:44.196				34	1:14.092	1:38.935	35	1:27.759	1:40.007			
96	1:24.620	1:42.970				35	1:19.721	1:41.165						

# HSCC Historic Formula Ford

## GRID - RACE 10

ROW 11	32   MACGREGOR	21   BOWMAN
ROW 10	11   MITCHELL	66   THORNTON
ROW 9	96   FAIRBROTHER	91   SIERGIEJEV
ROW 8	35   SMITH	94   WALES
ROW 7	34   NORRIS	75   GODDARD
ROW 6	93   MANSELL	33   SMITH
ROW 5	18   CONDLIFFE	54   MEEK
ROW 4	12   MURRAY	4   SYKES
ROW 3	27   DIXON	77   SHARPLES
ROW 2	42   BANCROFT	57   WILD
ROW 1	87   ROWE	1   FOWLER
	POLE	
		

Weather / Track : Bright / Dry  
 These results are provisional until the conclusion of any judicial and technical matters.

Croft  
 Circuit Length = 2.1270 miles.  
 Start: 14:16 End: 14:31

Clerk of Course		Timekeeper:
-----------------	--	-------------

# HSCC 70's Road Sports

## RACE CLASSIFICATION - RACE 4

POS	NO	CL	NAME	NAT	ENTRY	TIME	LAPS	GAP	MPH	BEST
1	9	B	Julian BARTER		TVR 3000M	15:37.812	9		73.48	1:41.424
2	24	B	Charles BARTER		Datsun 240Z	15:40.433	9	2.621	73.28	1:42.323
3	3	A	Paul CONWAY		Morgan Plus 8	15:42.344	9	4.532	73.13	1:41.946
4	11	C	Rory STOCKBRIDGE		Lotus Europa	15:48.418	9	10.606	72.66	1:42.455
5	41	C	Howard BENTHAM		Lotus Elan	16:01.549	9	23.737	71.67	1:44.137
6	4	A	Robin GRAY		Pontiac Firebird	16:11.632	9	33.820	70.92	1:45.590
7	85	B	Tony ELLIS		Mazda X7	16:22.652	9	44.840	70.13	1:44.586
8	26	B	Paul STAFFORD		Datsun 240Z	16:33.442	9	55.630	69.37	1:48.483
9	98	D2	Bob TROTTER		Ford Escort RS	16:34.387	9	56.575	69.30	1:48.357
10	1	D1	John THOMASON		Triumph Spitfire	16:49.418	9	1:11.606	68.27	1:49.174
11	86	B	Christina TOTTY		TVR 3000M	16:58.017	9	1:20.205	67.69	1:50.439
12	89	A	Ralph HARWOOD-PENN		MGB GTV8	16:59.360	9	1:21.548	67.60	1:50.539
13	23	D2	William MORTON		Alfa Romeo Alfetta GTV	17:15.517	9	1:37.705	66.55	1:52.575
14	70	C	Simon ROBERTS		Lotus Esprit	17:19.900	9	1:42.088	66.27	1:52.698
15	52	D2	Graham HALL		Alfa Romeo 2000GTV	15:38.752	8	1 LAP	65.25	1:53.267
16	10	D1	Nigel ASHLEY		Alfa Romeo GT Junior	15:41.992	8	1 LAP	65.03	1:54.954
17	76	D2	David ERWIN		Alfa Romeo 2000 GTV	15:57.143	8	1 LAP	64.00	1:56.284
18	60	D2	David MARSHALL		Lancia Beta Monte Carlo	15:57.998	8	1 LAP	63.94	1:55.743
19	65	D2	Steve COOKE		Triumph GT6 Mk3	16:31.637	8	1 LAP	61.77	1:59.454
20	18	E	Tim ROUNCE		Lancia Fulvia	16:37.736	8	1 LAP	61.39	2:00.594

### NOT CLASSIFIED

59	E	Tim LAI		MG Midget	2:09.442	1	D.N.F.	59.15	2:09.442
----	---	---------	--	-----------	----------	---	--------	-------	----------

### FASTEST LAP

9	B	Julian BARTER		TVR 3000M	1:41.424	5	75.49mph	121.50kph
3	A	Paul CONWAY		Morgan Plus 8	1:41.946	4	75.11mph	120.87kph
11	C	Rory STOCKBRIDGE		Lotus Europa	1:42.455	4	74.73mph	120.27kph
98	D2	Bob TROTTER		Ford Escort RS	1:48.357	3	70.66mph	113.72kph
1	D1	John THOMASON		Triumph Spitfire	1:49.174	2	70.13mph	112.87kph
18	E	Tim ROUNCE		Lancia Fulvia	2:00.594	4	63.49mph	102.18kph

Weather / Track : Bright / Dry  
 These results are provisional until the conclusion of any judicial and technical matters.

Croft  
 Circuit Length = 2.1270 miles.  
 Start: 15:13 End: 15:28

Clerk of Course	Timekeeper:
-----------------	-------------



# HSCC 70's Road Sports

## LAP CHART - RACE 4

Lap 1			Lap 2			Lap 3			Lap 4			Lap 5		
No	Behind	Laptime	No	Behind	Laptime	No	Behind	Laptime	No	Behind	Laptime	No	Behind	Laptime
9		1:48.587	9		1:44.435	9		1:42.302	9		1:41.552	9		1:41.424
3	0.085	1:48.672	3	0.224	1:44.574	3	0.898	1:42.976	3	1.292	1:41.946	3	1.963	1:42.095
11	1.423	1:50.010	11	1.359	1:44.371	24	2.756	1:42.862	24	3.553	1:42.349	24	5.020	1:42.891
24	2.375	1:50.962	24	2.196	1:44.256	11	2.983	1:43.926	11	3.886	1:42.455	11	6.643	1:44.181
85	3.890	1:52.477	85	6.633	1:47.178	85	9.854	1:45.523	85	14.047	1:45.745	85	18.251	1:45.628
4	5.157	1:53.744	4	6.902	1:46.180	41	11.015	1:45.417	41	14.626	1:45.163	41	19.163	1:45.961
41	6.513	1:55.100	41	7.900	1:45.822	4	11.172	1:46.572	4	16.435	1:46.815	4	20.981	1:45.970
26	7.714	1:56.301	26	12.238	1:48.959	26	19.540	1:49.604	26	28.164	1:50.176	98	36.952	1:49.237
98	10.646	1:59.233	98	15.189	1:48.978	98	21.244	1:48.357	98	29.139	1:49.447	26	37.171	1:50.431
89	12.197	2:00.784	1	17.452	1:49.174	1	24.537	1:49.387	1	33.279	1:50.294	1	43.095	1:51.240
1	12.713	2:01.300	89	19.662	1:51.900	89	29.767	1:52.407	89	41.340	1:53.125	89	50.455	1:50.539
86	15.282	2:03.869	86	23.538	1:52.691	86	33.767	1:52.531	86	44.362	1:52.147	86	54.316	1:51.378
23	15.620	2:04.207	23	24.230	1:53.045	23	34.503	1:52.575	23	46.540	1:53.589	23	58.845	1:53.729
65	16.758	2:05.345	70	30.385	1:55.936	70	44.581	1:56.498	70	57.679	1:54.650	70	1:09.444	1:53.189
70	18.884	2:07.471	65	31.777	1:59.454	52	46.667	1:56.178	52	59.802	1:54.687	52	1:12.531	1:54.153
59	20.855	2:09.442	52	32.791	1:56.357	10	48.409	1:56.680	10	1:02.024	1:55.167	10	1:15.554	1:54.954
52	20.869	2:09.456	10	34.031	1:56.040	65	54.242	2:04.767	76	1:10.507	1:57.440	76	1:25.776	1:56.693
10	22.426	2:11.013	60	38.925	1:58.343	76	54.619	1:56.918	65	1:15.502	2:02.812	60	1:30.873	1:56.463
60	25.017	2:13.604	76	40.003	1:58.397	60	56.475	1:59.852	60	1:15.834	2:00.911	65	1:42.229	2:08.151
76	26.041	2:14.628	18	46.284	2:01.603	18	1:04.669	2:00.687	18	1:23.711	2:00.594			
18	29.116	2:17.703												


**HSCC 70's Road Sports  
LAP CHART - RACE 4**

(contd.)

Lap 6			Lap 7			Lap 8			Lap 9			Lap 10		
No	Behind	Laptime	No	Behind	Laptime	No	Behind	Laptime	No	Behind	Laptime	No	Behind	Laptime
9		1:42.338	9		1:42.508	3		1:43.910	9		1:49.257			
18	1 LAP	2:01.704	3	1.379	1:42.122	9	0.120	1:45.409	52	1 LAP	1:58.121			
3	1.765	1:42.140	60	1 LAP	1:56.975	24	6.265	1:44.935	24	2.621	1:45.733			
24	5.005	1:42.323	24	6.619	1:44.122	76	1 LAP	1:58.131	10	1 LAP	1:57.605			
11	8.290	1:43.985	11	10.237	1:44.455	11	11.100	1:46.152	3	4.532	1:53.909			
85	20.499	1:44.586	65	1 LAP	2:02.750	60	1 LAP	1:56.107	11	10.606	1:48.883			
41	20.962	1:44.137	18	1 LAP	2:02.710	41	25.629	1:47.385	76	1 LAP	1:58.652			
4	24.233	1:45.590	85	23.155	1:45.164	4	34.418	1:50.013	60	1 LAP	1:55.743			
26	43.316	1:48.483	41	23.533	1:45.079	65	1 LAP	2:03.446	41	23.737	1:47.485			
98	43.331	1:48.717	4	29.694	1:47.969	85	40.336	2:02.470	4	33.820	1:48.779			
1	52.177	1:51.420	98	49.545	1:48.722	18	1 LAP	2:10.576	85	44.840	1:53.881			
89	1:00.606	1:52.489	26	49.837	1:49.029	26	53.888	1:49.340	65	1 LAP	2:04.912			
86	1:02.417	1:50.439	1	59.435	1:49.766	98	54.005	1:49.749	26	55.630	1:51.119			
23	1:10.829	1:54.322	86	1:11.349	1:51.440	1	1:07.273	1:53.127	98	56.575	1:51.947			
70	1:20.303	1:53.197	89	1:13.189	1:55.091	86	1:17.619	1:51.559	18	1 LAP	2:02.159			
52	1:23.460	1:53.267	23	1:22.737	1:54.416	89	1:19.464	1:51.564	11	1:11.606	1:53.710			
10	1:28.189	1:54.973	70	1:30.493	1:52.698	23	1:31.751	1:54.303	86	1:20.205	1:51.963			
76	1:39.722	1:56.284	52	1:37.485	1:56.533	70	1:38.132	1:52.928	89	1:21.548	1:51.461			
			10	1:41.241	1:55.560				23	1:37.705	1:55.331			
									70	1:42.088	1:53.333			

# HSCC 70's Road Sports

## GRID - RACE 12

ROW 11	59	LAI	
ROW 10	65	COOKE	18 ROUNCE
ROW 9	76	ERWIN	60 MARSHALL
ROW 8	52	HALL	10 ASHLEY
ROW 7	23	MORTON	70 ROBERTS
ROW 6	86	TOTTY	89 HARWOOD-PENN
ROW 5	98	TROTTER	1 THOMASON
ROW 4	85	ELLIS	26 STAFFORD
ROW 3	41	BENTHAM	4 GRAY
ROW 2	3	CONWAY	11 STOCKBRIDGE
ROW 1	9	BARTER	24 BARTER
<b>POLE</b>			
			

**Weather / Track : Bright / Dry**  
**These results are provisional until the conclusion of any judicial and technical matters.**

Croft  
 Circuit Length = 2.1270 miles.  
 Start: 15:13 End: 15:28

Clerk of Course		Timekeeper:
-----------------	--	-------------

# HSCC Historic Formula Junior

## RACE CLASSIFICATION - RACE 5

POS	NO	CL	NAME	NAT	ENTRY	TIME	LAPS	GAP	MPH	BEST
1	83	C2	Barry WESTMORELAND		Lotus 22	15:48.566	9		72.65	1:43.324
2	29	A2	William GRIMSHAW		Moorland Mkl	16:00.163	9	11.597	71.77	1:44.328
3	52	C1	John MONSON		Lotus 20B	16:08.724	9	20.158	71.14	1:45.973
4	97	C2	John SYKES		Lotus 20	16:19.300	9	30.734	70.37	1:43.815
5	11	A2	John TRUSLOVE		Lola Mk2	16:19.658	9	31.092	70.34	1:46.448
6	73	C2	Peter ANTISS		Lotus 20/22	16:32.637	9	44.071	69.42	1:46.955
7	43	B	Douglas MARTIN		Elva 200	16:34.391	9	45.825	69.30	1:45.947
8	44	B	Andrew ROBERTSON		Crossle 4F	16:35.245	9	46.679	69.24	1:47.207
9	16	A1	Gordon WRIGHT		Stanguellini	17:22.929	8	1 LAP	58.73	2:06.974

### FASTEST LAP

83	C2	Barry WESTMORELAND	Lotus 22	1:43.324	7	74.10mph	119.26kph
29	A2	William GRIMSHAW	Moorland Mkl	1:44.328	5	73.39mph	118.11kph
43	B	Douglas MARTIN	Elva 200	1:45.947	9	72.27mph	116.31kph
52	C1	John MONSON	Lotus 20B	1:45.973	8	72.25mph	116.28kph
16	A1	Gordon WRIGHT	Stanguellini	2:06.974	8	60.30mph	97.05kph

Weather / Track : Cloudy / Dry

These results are provisional until the conclusion of any judicial and technical matters.

Croft

Circuit Length = 2.1270 miles.

Start: 15:41 End: 15:57

Clerk of Course	Timekeeper:
-----------------	-------------

## HSCC Historic Formula Junior LAP CHART - RACE 5

Lap 1			Lap 2			Lap 3			Lap 4			Lap 5		
No	Behind	Laptime	No	Behind	Laptime	No	Behind	Laptime	No	Behind	Laptime	No	Behind	Laptime
29		1:50.963	29		1:45.390	83		1:45.280	83		1:44.727	83		1:44.584
83	0.666	1:51.629	83	0.212	1:44.936	29	0.894	1:46.386	29	1.100	1:44.933	29	0.844	1:44.328
52	2.726	1:53.689	52	5.819	1:48.483	52	7.559	1:47.232	52	9.893	1:47.061	52	11.961	1:46.652
11	6.630	1:57.593	11	7.968	1:46.728	11	8.924	1:46.448	11	11.604	1:47.407	11	13.617	1:46.597
73	8.063	1:59.026	73	13.425	1:50.752	73	17.622	1:49.689	73	22.569	1:49.674	73	25.994	1:48.009
43	9.976	2:00.939	43	16.146	1:51.560	43	21.121	1:50.467	44	25.120	1:48.175	97	27.697	1:43.863
44	12.066	2:03.029	44	17.306	1:50.630	44	21.672	1:49.858	43	27.123	1:50.729	44	27.743	1:47.207
97	21.387	2:12.350	97	22.768	1:46.771	97	22.682	1:45.406	97	28.418	1:50.463	43	33.062	1:50.523
16	27.347	2:18.310	16	50.330	2:08.373	16	1:13.787	2:08.949	16	1:38.915	2:09.855			

# HSCC Historic Formula Junior LAP CHART - RACE 5


(contd.)

Lap 6			Lap 7			Lap 8			Lap 9			Lap 10		
No	Behind	Laptime	No	Behind	Laptime	No	Behind	Laptime	No	Behind	Laptime	No	Behind	Laptime
83		1:43.701	83		1:43.324	83		1:43.644	83		1:46.741			
29	1.626	1:44.483	29	3.221	1:44.919	29	4.278	1:44.701	29	11.597	1:54.060			
52	14.515	1:46.255	52	17.652	1:46.461	52	19.981	1:45.973	52	20.158	1:46.918			
11	16.628	1:46.712	11	21.375	1:48.071	11	26.616	1:48.885	97	30.734	1:44.900			
16	1 LAP	2:13.667	97	32.404	1:44.420	97	32.575	1:43.815	11	31.092	1:51.217			
73	29.248	1:46.955	73	34.693	1:48.769	73	40.753	1:49.704	73	44.071	1:50.059			
97	31.308	1:47.312	44	42.160	1:49.287	44	45.806	1:47.290	43	45.825	1:45.947			
44	36.197	1:52.155	43	42.923	1:47.445	43	46.619	1:47.340	44	46.679	1:47.614			
43	38.802	1:49.441	16	1 LAP	2:08.192	16	1 LAP	2:08.609	16	1 LAP	2:06.974			

# HSCC Historic Formula Junior

## GRID - RACE 13

ROW 5	16	WRIGHT	
ROW 4	43	MARTIN	44 ROBERTSON
ROW 3	11	TRUSLOVE	73 ANSTISS
ROW 2	52	MONSON	97 SYKES
ROW 1	83	WESTMORELAND	29 GRIMSHAW
		POLE	



Weather / Track : Cloudy / Dry  
These results are provisional until the conclusion of any judicial and technical matters.

Croft  
Circuit Length = 2.1270 miles.  
Start: 15:41 End: 15:57

Clerk of Course		Timekeeper:
-----------------	--	-------------

# HSCC Historic Road Sports

## RACE CLASSIFICATION - RACE 6

POS	NO	CL	NAME	NAT	ENTRY	TIME	LAPS	GAP	MPH	BEST
1	25	C	David RANDALL		Ginetta G4	15:34.372	9		73.75	1:41.908
2	1	C	Andy SHEPHERD		Lotus Seven S2	15:34.937	9	0.565	73.71	1:41.918
3	42	C	Malcolm SANDERS		Lotus Elan S3	16:05.328	9	30.956	71.39	1:43.968
4	27	B	Chris BURBURY		Triumph TR5	16:06.161	9	31.789	71.32	1:44.590
5	86	C	John WARD		TVR Vixen S2	16:28.904	9	54.532	69.68	1:42.252
6	31	B	James OWEN		Triumph TR5	16:42.104	9	1:07.732	68.77	1:48.048
7	45	D	Matthew NEWMAN		Alfa Romeo	16:46.773	9	1:12.401	68.45	1:49.598
8	66	B	Mark HOBLE		Morgan Plus 4	17:11.666	9	1:37.294	66.80	1:51.930
9	23	INV	Graham LOVE		Jaguar XK150	15:56.928	8	1 LAP	64.01	1:57.098
10	44	B	David KIRBY		Triumph TR6	15:57.764	8	1 LAP	63.95	1:56.095
11	35	B	David THREADINGHAM		Morgan Plus 4	16:25.685	8	1 LAP	62.14	1:59.793
12	48	C	Stephen GARRETT		Lotus 7 S1	16:44.118	8	1 LAP	61.00	2:01.883
13	19	F	Chris GAWNE		Lancia Aurelia B20 GT	16:52.971	8	1 LAP	60.47	2:04.508

### NOT CLASSIFIED

7	E	Brian ARCULUS		Lotus Elite	2:29.363	1	D.N.F.	51.26
15	B	Mike EAGLES		Milano GT Mk1	2:46.978	1	D.N.F.	45.85

### FASTEST LAP

25	C	David RANDALL		Ginetta G4	1:41.908	3	75.13mph	120.92kph
27	B	Chris BURBURY		Triumph TR5	1:44.590	6	73.21mph	117.82kph
45	D	Matthew NEWMAN		Alfa Romeo	1:49.598	4	69.86mph	112.43kph
23	INV	Graham LOVE		Jaguar XK150	1:57.098	3	65.39mph	105.23kph
19	F	Chris GAWNE		Lancia Aurelia B20 GT	2:04.508	2	61.50mph	98.97kph

Weather / Track : Cloudy / Dry

These results are provisional until the conclusion of any judicial and technical matters.

Croft

Circuit Length = 2.1270 miles.

Start: 16:07 End: 16:22

Clerk of Course	Timekeeper:
-----------------	-------------



# HSCC Historic Road Sports

## LAP CHART - RACE 6

Lap 1			Lap 2			Lap 3			Lap 4			Lap 5		
No	Behind	Laptime	No	Behind	Laptime	No	Behind	Laptime	No	Behind	Laptime	No	Behind	Laptime
25		1:48.047	25		1:45.578	25		1:41.908	25		1:42.567	25		1:43.333
1	0.240	1:48.287	1	0.404	1:45.742	1	0.414	1:41.918	1	0.457	1:42.610	1	0.869	1:43.745
86	6.478	1:54.525	86	9.242	1:48.342	27	14.945	1:46.658	27	18.725	1:46.347	42	21.526	1:45.943
27	9.353	1:57.400	27	10.195	1:46.420	42	16.457	1:43.968	42	18.916	1:45.026	27	23.190	1:47.798
45	10.485	1:58.532	42	14.397	1:45.330	31	22.340	1:48.048	86	22.111	1:42.252	86	26.483	1:47.705
31	11.267	1:59.314	45	15.591	1:50.684	86	22.426	1:55.092	31	28.677	1:48.904	31	35.513	1:50.169
66	12.165	2:00.212	31	16.200	1:50.511	45	23.773	1:50.090	45	30.804	1:49.598	45	37.217	1:49.746
42	14.645	2:02.692	66	18.517	1:51.930	66	29.081	1:52.472	66	40.378	1:53.864	66	51.520	1:54.475
23	20.044	2:08.091	23	33.609	1:59.143	23	48.799	1:57.098	23	1:04.783	1:58.551	23	1:19.955	1:58.505
44	20.930	2:08.977	44	35.252	1:59.900	44	49.439	1:56.095	44	1:05.498	1:58.626	44	1:20.473	1:58.308
35	23.338	2:11.385	35	37.553	1:59.793	35	56.506	2:00.861	35	1:16.656	2:02.717	35	1:34.195	2:00.872
19	26.252	2:14.299	19	45.182	2:04.508	19	1:08.827	2:05.553	19	1:31.851	2:05.591			
48	29.542	2:17.589	48	49.336	2:05.372	48	1:10.766	2:03.338	48	1:32.391	2:04.192			
7	41.316	2:29.363P												
15	58.931	2:46.978P												

# HSCC Historic Road Sports

## LAP CHART - RACE 6

(contd.)

Lap 6			Lap 7			Lap 8			Lap 9			Lap 10		
No	Behind	Laptime	No	Behind	Laptime	No	Behind	Laptime	No	Behind	Laptime	No	Behind	Laptime
1		1:42.657	25		1:42.947	25		1:43.144	25		1:42.971			
25	0.351	1:43.877	1	0.375	1:43.673	1	0.369	1:43.138	1	0.565	1:43.167			
19	1 LAP	2:06.428	35	1 LAP	2:05.033	23	1 LAP	1:58.862	23	1 LAP	1:58.088			
48	1 LAP	2:06.226	42	25.985	1:46.450	44	1 LAP	1:59.243	44	1 LAP	1:57.968			
42	22.833	1:44.833	27	27.507	1:46.551	42	28.210	1:45.369	42	30.956	1:45.717			
27	24.254	1:44.590	48	1 LAP	2:03.067	27	29.942	1:45.579	27	31.789	1:44.818			
86	30.912	1:47.955	19	1 LAP	2:06.224	35	1 LAP	2:03.145	35	1 LAP	2:01.879			
31	43.447	1:51.460	86	36.236	1:48.622	86	46.567	1:53.475	86	54.532	1:50.936			
45	48.584	1:54.893	31	51.400	1:51.251	48	1 LAP	2:02.451	31	1:07.732	1:52.202			
66	1:04.164	1:56.170	45	55.278	1:49.992	19	1 LAP	2:04.641	48	1 LAP	2:01.883			
23	1:35.019	1:58.590	66	1:14.452	1:53.586	31	58.501	1:50.245	45	1:12.401	1:52.375			
44	1:35.594	1:58.647				45	1:02.997	1:50.863	19	1 LAP	2:05.727			
						66	1:24.953	1:53.645	66	1:37.294	1:55.312			

# HSCC Historic Road Sports

## GRID - RACE 14

ROW 8	15 EAGLES	85 BENNETT
ROW 7	19 GAWNE	7 ARCULUS
ROW 6	35 THREADINGHAM	48 GARRETT
ROW 5	23 LOVE	44 KIRBY
ROW 4	45 NEWMAN	66 HOBLE
ROW 3	86 WARD	31 OWEN
ROW 2	42 SANDERS	27 BURBURY
ROW 1	25 RANDALL	1 SHEPHERD
	POLE	

Weather / Track : Cloudy / Dry  
 These results are provisional until the conclusion of any judicial and technical matters.

Clerk of Course	Timekeeper:
-----------------	-------------

Croft  
 Circuit Length = 2.1270 miles.  
 Start: 16:07 End: 16:22

# HSCC Classic Racing Cars

## RACE CLASSIFICATION - RACE 7

POS	NO	CL	NAME	NAT	ENTRY	TIME	LAPS	GAP	MPH	BEST
1	1	E2	<b>Matthew WATTS</b>		Brabham BT16	15:18.954	10		83.32	1:30.155
2	22	E4	<b>Ian GRAY</b>		Brabham BT30	16:03.474	10	44.520	79.47	1:33.569
3	52	E4	<b>John MONSON</b>		Crossle 19F	16:22.879	10	1:03.925	77.90	1:35.338
4	57	F	<b>David WILD</b>		Lola T200	16:26.857	10	1:07.903	77.59	1:36.670
5	66	F	<b>Greg THORNTON</b>		Titan Mk4	15:35.768	9	1 LAP	73.64	1:40.455
6	75	F	<b>Anthony GODDARD</b>		Merlyn Mk20	15:46.904	9	1 LAP	72.77	1:42.951
7	4	F	<b>John SYKES</b>		Merlyn Mk11A	15:57.458	9	1 LAP	71.97	1:40.778
8	81	D	<b>Stephen WILKINSON</b>		Brabham BT21	16:11.103	9	1 LAP	70.96	1:42.731
9	56	C	<b>Cliff GIDDENS</b>		Brabham BT16	16:27.609	9	1 LAP	69.77	1:47.128
10	32	F	<b>Rory MACGREGOR</b>		Hawke DL28	16:29.010	9	1 LAP	69.68	1:46.161
11	54	F	<b>Jackie WALES</b>		Merlyn Mk20A	16:14.229	8	2 LAPS	62.87	1:58.822

### NOT CLASSIFIED

12	F	<b>Daniel MURRAY</b>		Lola T200	15:09.723	9	D.N.F.	75.75	1:36.816
92	E4	<b>David COPLOWE</b>		McLaren M4A	9:44.336	6	D.N.F.	78.62	1:34.864
21	E2	<b>Neil BOWMAN</b>		Macon MR6	3:31.392	2	D.N.F.	72.44	1:40.766

### FASTEST LAP

1	E2	<b>Matthew WATTS</b>		Brabham BT16	1:30.155	10	84.93mph	136.68kph
22	E4	<b>Ian GRAY</b>		Brabham BT30	1:33.569	2	81.83mph	131.70kph
57	F	<b>David WILD</b>		Lola T200	1:36.670	3	79.21mph	127.47kph
81	D	<b>Stephen WILKINSON</b>		Brabham BT21	1:42.731	5	74.53mph	119.95kph
56	C	<b>Cliff GIDDENS</b>		Brabham BT16	1:47.128	9	71.47mph	115.03kph

**Car 52 - you STILL have 2 transponders fitted - remove one please !!!**

**Weather / Track : Cloudy / Dry**

**These results are provisional until the conclusion of any judicial and technical matters.**

Croft

Circuit Length = 2.1270 miles.

Start: 16:35 End: 16:50

Clerk of Course	Timekeeper:
-----------------	-------------

# HSCC Classic Racing Cars

## LAP CHART - RACE 7

Lap 1			Lap 2			Lap 3			Lap 4			Lap 5		
No	Behind	Laptime	No	Behind	Laptime	No	Behind	Laptime	No	Behind	Laptime	No	Behind	Laptime
1		1:36.360	1		1:30.891	1		1:30.961	1		1:30.285	1		1:32.300
22	3.150	1:39.510	22	5.828	1:33.569	22	9.025	1:34.158	22	13.820	1:35.080	22	17.720	1:36.200
92	5.862	1:42.222	52	13.153	1:38.069	52	18.380	1:36.188	52	24.384	1:36.289	54	1 LAP	2:03.225
52	5.975	1:42.335	92	14.451	1:39.480	92	18.990	1:35.500	92	24.674	1:35.969	52	27.893	1:35.809
57	8.132	1:44.492	57	14.980	1:37.739	57	20.689	1:36.670	57	27.204	1:36.800	92	28.675	1:36.301
75	13.851	1:50.211	21	24.141	1:40.766	66	41.821	1:43.911	12	52.257	1:40.600	57	32.118	1:37.214
21	14.266	1:50.626	75	28.583	1:45.623	12	41.942	1:43.384	4	54.351	1:42.093	12	58.692	1:38.735
66	15.745	1:52.105	66	28.871	1:44.017	4	42.543	1:43.685	75	57.189	1:43.263	4	1:02.829	1:40.778
4	15.792	1:52.152	12	29.519	1:44.115	75	44.211	1:46.589	66	57.470	1:45.934	75	1:07.940	1:43.051
12	16.295	1:52.655	4	29.819	1:44.918	81	49.258	1:49.153	81	1:03.641	1:44.668	66	1:08.568	1:43.398
81	18.048	1:54.408	81	31.066	1:43.909	32	52.006	1:47.070	56	1:18.662	1:50.338	81	1:14.072	1:42.731
32	19.892	1:56.252	32	35.897	1:46.896	56	58.609	1:49.055	32	1:24.093	2:02.372			
56	22.408	1:58.768	56	40.515	1:48.998	54	1:26.160	2:02.513						
54	26.677	2:03.037	54	54.608	1:58.822									

Car 52 - you STILL have 2 transponders fitted - remove one please !!!  
 Weather / Track : Cloudy / Dry

Croft  
 Circuit Length = 2.1270 miles.  
 Start: 16:35 End: 16:50

# HSCC Classic Racing Cars

## LAP CHART - RACE 7

(contd.)


Lap 6			Lap 7			Lap 8			Lap 9			Lap 10		
No	Behind	Laptime	No	Behind	Laptime	No	Behind	Laptime	No	Behind	Laptime	No	Behind	Laptime
1		1:33.548	1		1:30.549	1		1:31.422	1		1:32.483	1		1:30.155
56	1 LAP	1:49.476	81	1 LAP	1:54.342	81	1 LAP	1:46.685	66	1 LAP	1:42.147	66	1 LAP	1:40.455
32	1 LAP	1:49.015	56	1 LAP	1:48.310	22	30.975	1:37.534	4	1 LAP	1:43.066	75	1 LAP	1:48.507
22	19.274	1:35.102	32	1 LAP	1:46.357	56	1 LAP	1:48.383	75	1 LAP	1:43.469	4	1 LAP	2:01.641P
52	29.683	1:35.338	22	24.863	1:36.138	32	1 LAP	1:47.499	54	2 LAPS	2:01.940	22	44.520	1:40.276
92	29.991	1:34.864	52	34.691	1:35.557	52	41.726	1:38.457	81	1 LAP	1:45.236	81	1 LAP	1:49.971
57	36.182	1:37.612	57	43.611	1:37.978	57	50.272	1:38.083	22	34.399	1:35.907	54	2 LAPS	2:01.334
54	1 LAP	2:02.807	12	1:10.288	1:37.908	12	1:16.591	1:37.725	52	49.072	1:39.829	52	1:03.925	1:45.008
12	1:02.929	1:37.785	54	1 LAP	2:00.551				56	1 LAP	1:47.153	57	1:07.903	1:42.332
4	1:11.936	1:42.655	4	1:27.857	1:46.470				32	1 LAP	1:46.161	56	1 LAP	1:47.128
75	1:17.632	1:43.240	66	1:28.272	1:41.014				57	55.726	1:37.937	32	1 LAP	1:47.388
66	1:17.807	1:42.787	75	1:30.034	1:42.951				12	1:20.924	1:36.816			

Car 52 - you STILL have 2 transponders fitted - remove one please !!!  
Weather / Track : Cloudy / Dry

Croft  
Circuit Length = 2.1270 miles.  
Start: 16:35 End: 16:50

# HSCC Classic Racing Cars

## GRID - RACE 15

ROW 7	92 COPLOWE	21 BOWMAN
ROW 6	54 WALES	12 MURRAY
ROW 5	56 GIDDENS	32 MACGREGOR
ROW 4	4 SYKES	81 WILKINSON
ROW 3	66 THORNTON	75 GODDARD
ROW 2	52 MONSON	57 WILD
ROW 1	1 WATTS	22 GRAY
	<b>POLE</b>	
		

**Car 52 - you STILL have 2 transponders fitted - remove one please !!!**

**Weather / Track : Cloudy / Dry**

**These results are provisional until the conclusion of any judicial and technical matters.**

Croft

Circuit Length = 2.1270 miles.

Start: 16:35 End: 16:50

Clerk of Course		Timekeeper:
-----------------	--	-------------

# HSCC- XK Jaguar Series

## RACE CLASSIFICATION - RACE 8

POS	NO	CL	NAME	NAT	ENTRY	TIME	LAPS	GAP	MPH	BEST
1	18	D	Darren McWHIRTER		Jaguar XK120	16:17.469	9		70.50	1:45.796
2	32	D	John CHISHOLM		Jaguar XK120	16:20.844	9	3.375	70.26	1:46.977
3	33	D	Nigel WEBB		Jaguar XK120	16:25.566	9	8.097	69.92	1:46.641
4	20	C	Michael O'SHEA		Jaguar XK150S	16:48.587	9	31.118	68.32	1:50.414
5	7	D	Brian ARCULUS		Jaguar XK120	16:48.998	9	31.529	68.30	1:50.028
6	12	C	Grahame BULL		Jaguar XK150	17:08.836	9	51.367	66.98	1:51.566
7	2	C	Chris KEITH LUCAS		Jaguar XK120	17:16.471	9	59.002	66.49	1:53.004
8	16	C	John ROBERTS		Jaguar XK150	17:17.168	9	59.699	66.44	1:53.274
9	38	B	Kevin ZWOLINSKI		Jaguar XK140	17:45.820	9	1:28.351	64.65	1:56.375
10	23	C	Graham LOVE		Jaguar XK150	17:47.722	9	1:30.253	64.54	1:56.722
11	42	B	Geoff OTTLEY		Jaguar XK120	17:50.731	9	1:33.262	64.36	1:57.015
12	40	C	Claire KEITH LUCAS		Jaguar XK150S	16:33.287	8	1 LAP	61.67	1:58.291
13	36	B	Nicholas WILKINS		Jaguar XK120	18:02.927	8	1 LAP	56.56	1:58.410
14	31	A	Roger WOODBRIDGE		Jaguar XK120	18:08.677	7	2 LAPS	49.23	2:11.517

### FASTEST LAP

18	D	Darren McWHIRTER	Jaguar XK120	1:45.796	2	72.37mph	116.47kph
20	C	Michael O'SHEA	Jaguar XK150S	1:50.414	2	69.35mph	111.60kph
38	B	Kevin ZWOLINSKI	Jaguar XK140	1:56.375	3	65.79mph	105.89kph
31	A	Roger WOODBRIDGE	Jaguar XK120	2:11.517	4	58.22mph	93.69kph

Weather / Track : Cloudy / Dry

These results are provisional until the conclusion of any judicial and technical matters.

Croft

Circuit Length = 2.1270 miles.

Start: 17:06 End: 17:21

Clerk of Course	Timekeeper:
-----------------	-------------



# HSCC- XK Jaguar Series

## LAP CHART - RACE 8

Lap 1			Lap 2			Lap 3			Lap 4			Lap 5		
No	Behind	Laptime	No	Behind	Laptime	No	Behind	Laptime	No	Behind	Laptime	No	Behind	Laptime
18		1:51.315	18		1:45.796	18		1:46.674	18		1:46.699	18		1:48.429
33	1.831	1:53.146	33	2.676	1:46.641	32	7.014	1:48.784	32	8.072	1:47.757	32	7.665	1:48.022
32	3.723	1:55.038	32	4.904	1:46.977	33	10.114	1:54.112	33	11.751	1:48.336	33	12.113	1:48.791
20	5.940	1:57.255	20	10.558	1:50.414	20	14.751	1:50.867	20	18.744	1:50.692	31	2 LAPS	2:13.848
7	7.400	1:58.715	7	11.896	1:50.292	7	16.123	1:50.901	7	19.452	1:50.028	20	21.418	1:51.103
12	9.547	2:00.862	12	15.317	1:51.566	12	20.870	1:52.227	12	26.570	1:52.399	7	22.722	1:51.699
16	10.903	2:02.218	16	18.381	1:53.274	16	26.068	1:54.361	16	33.715	1:54.346	12	31.782	1:53.641
2	12.460	2:03.775	2	19.668	1:53.004	2	26.736	1:53.742	2	34.113	1:54.076	16	40.051	1:54.765
38	15.804	2:07.119	38	26.967	1:56.959	38	36.668	1:56.375	38	46.905	1:56.936	2	41.081	1:55.397
42	15.862	2:07.177	42	28.505	1:58.439	23	39.406	1:57.234	23	50.042	1:57.335	38	56.859	1:58.383
23	16.195	2:07.510	23	28.846	1:58.447	42	41.086	1:59.255	42	52.605	1:58.218	23	59.157	1:57.544
40	20.796	2:12.111	40	34.258	1:59.258	40	47.018	1:59.434	40	59.500	1:59.181	42	1:01.191	1:57.015
36	21.832	2:13.147	36	35.026	1:58.990	36	48.052	1:59.700	36	1:00.316	1:58.963	40	1:09.362	1:58.291
31	43.640	2:34.955P				31	1 LAP	4:29.776				36	1:10.297	1:58.410

# HSCC- XK Jaguar Series


## LAP CHART - RACE 8

(contd.)

Lap 6			Lap 7			Lap 8			Lap 9			Lap 10		
No	Behind	Laptime	No	Behind	Laptime	No	Behind	Laptime	No	Behind	Laptime	No	Behind	Laptime
18		1:48.005	18		1:49.267	18		1:49.731	18		1:51.553			
32	8.039	1:48.379	32	7.208	1:48.436	40	1 LAP	2:02.307	32	3.375	1:48.956			
33	12.247	1:48.139	33	11.334	1:48.354	32	5.972	1:48.495	33	8.097	1:49.214			
20	25.240	1:51.827	20	27.868	1:51.895	33	10.436	1:48.833	40	1 LAP	2:01.822			
7	25.930	1:51.213	7	29.289	1:52.626	20	30.027	1:51.890	20	31.118	1:52.644			
12	37.593	1:53.816	12	41.788	1:53.462	7	31.690	1:52.132	7	31.529	1:51.392			
31	2 LAPS	2:11.517	16	51.710	1:54.791	12	45.624	1:53.567	12	51.367	1:57.296			
16	46.186	1:54.140	2	52.590	1:54.717	2	56.527	1:53.668	2	59.002	1:54.028			
2	47.140	1:54.064	31	2 LAPS	2:11.879	16	56.607	1:54.628	16	59.699	1:54.645			
38	1:05.520	1:56.666	38	1:13.245	1:56.992	38	1:21.120	1:57.606	38	1:28.351	1:58.784			
23	1:07.874	1:56.722	23	1:15.675	1:57.068	23	1:23.590	1:57.646	23	1:30.253	1:58.216			
42	1:10.923	1:57.737	42	1:19.670	1:58.014	42	1:27.736	1:57.797	42	1:33.262	1:57.079			
40	1:42.240	2:20.883	36	1 LAP	3:54.056	31	2 LAPS	2:14.388	36	1 LAP	1:59.763			
						36	1 LAP	1:59.898	31	2 LAPS	2:12.314			

**HSCC- XK Jaguar Series**  
**GRID - RACE 16**

ROW 7	36 WILKINS	31 WOODBRIDGE
ROW 6	42 OTTLEY	40 KEITH LUCAS
ROW 5	38 ZWOLINSKI	23 LOVE
ROW 4	2 KEITH LUCAS	16 ROBERTS
ROW 3	7 ARCULUS	12 BULL
ROW 2	33 WEBB	20 O'SHEA
ROW 1	18 McWHIRTER	32 CHISHOLM
	<b>POLE</b>	



**Weather / Track : Cloudy / Dry**  
**These results are provisional until the conclusion of any judicial and technical matters.**

Croft  
 Circuit Length = 2.1270 miles.  
 Start: 17:06 End: 17:21

Clerk of Course		Timekeeper:
-----------------	--	-------------

# HSCC Classic Sports Car Championship Supported by Dunlop Tyres

## RACE CLASSIFICATION - RACE 9

POS	NO	CL	DRIVER	NAT	CAR	TIME	LAPS	GAP	MPH	BEST
1	72	G5	Jamie BOOT		TVR Griffith 400	1:00:39.262	31		65.22	1:42.589
2	42		SRDTAYLOR/LEIGHTON		Chevron B8	1:02:42.684	31	2:03.422	63.08	1:42.646
3	44	G12	RADCLIFFE/BUSSELL		Jaguar E Type	1:02:05.454	30	1 LAP	61.66	1:49.973
4	11	SRB	Andy SHEPHERD		Lotus 23C	1:00:54.129	29	2 LAPS	60.76	1:47.846
5	92	G2	Michael HARDING		Tatty Turner	1:01:20.016	29	2 LAPS	60.34	1:47.852
6	87	G3	AI FLEMING		Lotus Elan 26R	1:02:42.130	29	2 LAPS	59.02	1:48.886
7	6	SRD	THOMPSON/McCLURG		Chevron B6	1:01:29.037	28	3 LAPS	58.11	1:52.353
8	54	G2	FARRALL/AYLETT		GSNM Delta	1:02:04.926	26	5 LAPS	53.44	2:08.859

### NOT CLASSIFIED

70	G12	ELY/DODD		Jaguar E Type		0	D.N.F.	N/A
----	-----	----------	--	---------------	--	---	--------	-----

### FASTEST LAP

72	G5	Jamie BOOT		TVR Griffith 400	1:42.589	4	74.64mph	120.12kph
42		SRDTAYLOR/LEIGHTON		Chevron B8	1:42.646	5	74.59mph	120.05kph
11	SRB	Andy SHEPHERD		Lotus 23C	1:47.846	5	71.00mph	114.26kph
44	G12	RADCLIFFE/BUSSELL		Jaguar E Type	1:49.973	4	69.62mph	112.05kph
92	G2	Michael HARDING		Tatty Turner	1:47.852	4	70.99mph	114.25kph
87	G3	AI FLEMING		Lotus Elan 26R	1:48.886	3	70.32mph	113.17kph

Weather / Track : Drizzle / Damp

These results are provisional until the conclusion of any judicial and technical matters.

Croft

Circuit Length = 2.1270 miles.

Start: 12:25 End: 13:25

Clerk of Course	Timekeeper:
-----------------	-------------

# HSCC Classic Sports Car Championship Supported by Dunlop Tyres

## LAP CHART - RACE 9

Lap 1			Lap 2			Lap 3			Lap 4			Lap 5		
No	Behind	Laptime	No	Behind	Laptime	No	Behind	Laptime	No	Behind	Laptime	No	Behind	Laptime
42		1:58.672	42		1:51.521	72		1:43.528	72		1:42.589	72		1:43.042
72	0.389	1:59.061	72	0.140	1:51.272	42	1.832	1:45.500	42	3.275	1:44.032	42	2.879	1:42.646
87	4.745	2:03.417	87	3.933	1:50.709	87	9.151	1:48.886	87	16.857	1:50.295	11	21.767	1:47.846
11	5.950	2:04.622	11	5.287	1:50.858	11	10.377	1:48.758	11	16.963	1:49.175	87	23.036	1:49.221
92	6.080	2:04.752	92	5.878	1:51.319	92	11.750	1:49.540	92	17.013	1:47.852	92	23.730	1:49.759
44	6.437	2:05.109	44	7.022	1:52.106	44	14.230	1:50.876	44	21.614	1:49.973	44	28.906	1:50.334
6	18.689	2:17.361	6	23.432	1:56.264	6	33.454	1:53.690	6	43.218	1:52.353	6	54.101	1:53.925
54	19.444	2:18.116	54	39.696	2:11.773	54	1:06.245	2:10.217	54	1:32.515	2:08.859			

# HSCC Classic Sports Car Championship Supported by Dunlop Tyres

## LAP CHART - RACE 9

(contd.)

Lap 6			Lap 7			Lap 8			Lap 9			Lap 10		
No	Behind	Laptime	No	Behind	Laptime	No	Behind	Laptime	No	Behind	Laptime	No	Behind	Laptime
72		1:47.486	72		1:51.597	72		1:53.878	72		1:54.969	72		1:54.769
42	8.174	1:52.781	42	13.070	1:56.493	42	20.808	2:01.616	42	28.845	2:03.006	6	1 LAP	2:10.229
54	1 LAP	2:13.188	11	36.488	2:01.226	11	49.921	2:07.311	92	1:01.524	2:03.246	42	37.896	2:03.820
11	26.859	1:52.578	54	1 LAP	2:17.228	92	53.247	2:04.893	11	1:01.705	2:06.753	92	1:09.622	2:02.867
87	29.189	1:53.639	92	42.232	2:03.479	44	1:05.483	2:08.864	44	1:20.034	2:09.520	11	1:15.441	2:08.505
92	30.350	1:54.106	44	50.497	2:04.427	54	1 LAP	2:19.811	87	1:29.587	2:07.774	87	1:40.982	2:06.164
44	37.667	1:56.247	87	1:01.536	2:23.944	87	1:16.782	2:09.124	54	1 LAP	2:19.309	44	1:47.505	2:22.240P
6	1:13.336	2:06.721	6	1:31.408	2:09.669	6	1:47.100	2:09.570						

# HSCC Classic Sports Car Championship Supported by Dunlop Tyres

## LAP CHART - RACE 9

(contd.)

Lap 11			Lap 12			Lap 13			Lap 14			Lap 15		
No	Behind	Laptime	No	Behind	Laptime	No	Behind	Laptime	No	Behind	Laptime	No	Behind	Laptime
72		1:55.693	72		1:55.973	72		1:56.717	72		1:57.850	72		1:57.216
54	2 LAPS	2:19.555	87	1 LAP	2:22.142P	42	1 LAP	3:23.675	42	1 LAP	2:06.409	11	1 LAP	2:07.349
6	1 LAP	2:08.447	54	2 LAPS	2:19.298	6	1 LAP	2:10.199	54	2 LAPS	2:18.961	42	1 LAP	2:03.263
42	56.248	2:14.045P	6	1 LAP	2:08.279	54	2 LAPS	2:19.812	6	1 LAP	2:20.508P	54	2 LAPS	2:19.113
92	1:19.411	2:05.482	44	1 LAP	3:18.962	44	1 LAP	2:04.987	44	1 LAP	2:03.920	44	1 LAP	2:03.110
11	1:28.366	2:08.618	92	1:29.145	2:05.707	87	1 LAP	3:19.469	87	1 LAP	2:06.418	92	1 LAP	3:56.204
			11	1:40.520	2:08.127	92	1:45.090	2:12.662P				87	1 LAP	2:04.456
						11	1:50.671	2:06.868						

# HSCC Classic Sports Car Championship Supported by Dunlop Tyres

## LAP CHART - RACE 9

(contd.)

Lap 16			Lap 17			Lap 18			Lap 19			Lap 20		
No	Behind	Laptime	No	Behind	Laptime	No	Behind	Laptime	No	Behind	Laptime	No	Behind	Laptime
72		1:56.894	72		1:57.984	72		2:06.090P	72		3:05.930	72		1:54.917
11	1 LAP	2:13.359P	54	3 LAPS	2:32.459P	87	2 LAPS	2:07.107	6	2 LAPS	2:08.651	6	2 LAPS	2:05.747
42	1 LAP	2:00.814	87	2 LAPS	2:23.442	42	1 LAP	2:00.506	44	1 LAP	1:59.523	44	1 LAP	1:58.263
6	2 LAPS	3:39.940	42	1 LAP	1:59.726	6	2 LAPS	2:06.041	11	1 LAP	2:08.638	11	1 LAP	2:04.742
44	1 LAP	2:02.769	6	2 LAPS	2:05.995	11	1 LAP	2:07.313	92	1 LAP	2:02.043	92	1 LAP	2:01.836
92	1 LAP	2:02.382	11	1 LAP	3:15.640	44	1 LAP	2:01.688	54	3 LAPS	2:29.660	42	1:35.017	1:57.038
			44	1 LAP	2:00.771	54	3 LAPS	3:47.587	87	1 LAP	2:05.213	87	1 LAP	2:05.073
			92	1 LAP	2:02.174	92	1 LAP	2:01.973	42	1:32.896	1:57.641	54	3 LAPS	2:23.627
						87	1 LAP	2:06.307						
						42	2:41.185	1:59.268						



# HSCC Classic Sports Car Championship Supported by Dunlop Tyres

## LAP CHART - RACE 9

(contd.)

Lap 21			Lap 22			Lap 23			Lap 24			Lap 25		
No	Behind	Laptime	No	Behind	Laptime	No	Behind	Laptime	No	Behind	Laptime	No	Behind	Laptime
72		1:55.002	72		1:56.874	72		1:56.978	72		1:55.302	72		1:56.757
6	2 LAPS	2:06.384	54	4 LAPS	2:23.234	87	2 LAPS	2:07.509	87	2 LAPS	2:08.629	87	2 LAPS	2:11.766
44	1 LAP	1:58.310	44	1 LAP	2:00.191	54	4 LAPS	2:22.525	44	1 LAP	1:59.801	44	1 LAP	2:00.982
11	1 LAP	2:04.555	6	2 LAPS	2:17.208	44	1 LAP	1:59.322	54	4 LAPS	2:23.101	54	4 LAPS	2:19.197
92	1 LAP	2:03.453	92	1 LAP	2:02.966	6	2 LAPS	2:11.921	6	2 LAPS	2:09.479	6	2 LAPS	2:09.430
42	1:39.955	1:59.940	11	1 LAP	2:06.639	92	1 LAP	2:03.656	92	1 LAP	2:03.167	92	1 LAP	2:03.373
87	1 LAP	2:07.009	42	1:43.276	2:00.195	11	1 LAP	2:04.831	11	1 LAP	2:04.980	11	1 LAP	2:03.612
						42	1:44.827	1:58.529	42	1:47.557	1:58.032	42	1:49.396	1:58.596

# HSCC Classic Sports Car Championship Supported by Dunlop Tyres

## LAP CHART - RACE 9

(contd.)

Lap 26			Lap 27			Lap 28			Lap 29			Lap 30		
No	Behind	Laptime	No	Behind	Laptime	No	Behind	Laptime	No	Behind	Laptime	No	Behind	Laptime
72		1:56.887	72		1:56.691	72		1:58.024	72		1:57.928	72		1:59.914
87	2 LAPS	2:11.466	54	5 LAPS	2:25.747	6	3 LAPS	2:15.073	11	2 LAPS	2:06.830	92	2 LAPS	2:07.911
44	1 LAP	2:00.943	87	2 LAPS	2:13.833	54	5 LAPS	2:20.767	6	3 LAPS	2:11.405	11	2 LAPS	2:06.049
92	1 LAP	2:06.056	44	1 LAP	2:01.328	44	1 LAP	2:04.697	54	5 LAPS	2:20.077	6	3 LAPS	2:12.731
11	1 LAP	2:06.067	92	1 LAP	2:04.676	87	2 LAPS	2:13.993	44	1 LAP	2:05.217	54	5 LAPS	2:20.987
6	2 LAPS	2:16.340	11	1 LAP	2:04.525	92	1 LAP	2:05.738	87	2 LAPS	2:14.585	44	1 LAP	2:04.510
42	1:51.579	1:59.070	42	1:54.306	1:59.418	42	1:55.610	1:59.328	42	1:57.943	2:00.261	87	2 LAPS	2:15.119
												42	2:00.042	2:02.013

# HSCC Classic Sports Car Championship Supported by Dunlop Tyres

## LAP CHART - RACE 9

(contd.)

Lap 31			Lap 32			Lap 33			Lap 34			Lap 35		
No	Behind	Laptime	No	Behind	Laptime	No	Behind	Laptime	No	Behind	Laptime	No	Behind	Laptime
72		2:01.450												
11	2 LAPS	2:07.755												
92	2 LAPS	2:36.744												
6	3 LAPS	2:15.477												
54	5 LAPS	2:20.718												
44	1 LAP	2:06.464												
87	2 LAPS	2:15.421												
42	2:03.422	2:04.830												

# HSCC Classic Sports Car Championship Supported by Dunlop Tyres

## COMBINED RACE RESULT

POS	NO	CL	DRIVER	NAT	CAR	TIME	LAPS	GAP	MPH	BEST
1	72	G5	Jamie BOOT		TVR Griffith 400	1:15:42.695	40		67.42	1:38.801
2	42		SRDTAYLOR/LEIGHTON		Chevron B8	1:17:45.462	40	2:02.767	65.65	1:39.031
3	44	G12	RADCLIFFE/BUSSELL		Jaguar E Type	1:17:57.879	39	1 LAP	63.83	1:42.706
4	11	SRB	Andy SHEPHERD		Lotus 23C	1:16:21.120	38	2 LAPS	63.51	1:40.423
5	92	G2	Michael HARDING		Tatty Turner	1:17:19.442	38	2 LAPS	62.71	1:44.820
6	6	SRD	THOMPSON/McCLURG		Chevron B6	1:17:03.956	37	3 LAPS	61.27	1:40.711
7	87	G3	AI FLEMING		Lotus Elan 26R	1:19:19.765	37	3 LAPS	59.52	1:45.628
8	54	G2	FARRALL/AYLETT		GSNM Delta	1:17:45.687	34	6 LAPS	55.80	1:54.812

### NOT CLASSIFIED

70	G12	ELY/DODD		Jaguar E Type	1:50.932	1	D.N.F.	69.02	1:50.932
----	-----	----------	--	---------------	----------	---	--------	-------	----------

### FASTEST LAP

72	G5	Jamie BOOT		TVR Griffith 400	1:38.801	5	77.50mph	124.72kph
42		SRDTAYLOR/LEIGHTON		Chevron B8	1:39.031	4	77.32mph	124.43kph
11	SRB	Andy SHEPHERD		Lotus 23C	1:40.423	7	76.24mph	122.71kph
44	G12	RADCLIFFE/BUSSELL		Jaguar E Type	1:42.706	2	74.55mph	119.98kph
92	G2	Michael HARDING		Tatty Turner	1:44.820	2	73.05mph	117.56kph
87	G3	AI FLEMING		Lotus Elan 26R	1:45.628	8	72.49mph	116.66kph

Weather / Track : Drizzle / Damp

These results are provisional until the conclusion of any judicial and technical matters.

Croft

Circuit Length = 2.1270 miles.

Start: 12:25 End: 13:25

Clerk of Course	Timekeeper:
-----------------	-------------

# HSCC Historic Formula Ford

## RACE CLASSIFICATION - RACE 10 - AMENDED

POS	NO	CL	DRIVER	NAT	CAR	TIME	LAPS	GAP	MPH	BEST
1	87		Nelson ROWE		Crossle 20 F	20:43.496	11		67.73	1:50.963
2	1		Neil FOWLER		Lola T200	21:00.840	11	17.344	66.80	1:52.499
3	11		Westie MITCHELL		Merlyn Mk20	21:20.595	11	37.099	65.77	1:54.112
4	42		Nigel BANCROFT		Crossle 20F	21:26.409	11	42.913	65.47	1:54.601
5	57		David WILD		Lola T200	21:34.283	11	50.787	65.07	1:56.245
6	77		Chris SHARPLES		Palliser WDF1	21:50.279	11	1:06.783	64.28	1:57.233
7	27		Dick DIXON		Lotus 61	21:54.807	11	1:11.311	64.06	1:57.508
8	12		Daniel MURRAY		Lola T200	21:59.396	11	1:15.900	63.83	1:56.487
9	66		Gregory THORNTON		Titan Mk4	22:10.738	11	1:27.242	63.29	1:56.806
10	4		John SYKES		Merlyn Mk11A	22:30.692	11	1:47.196	62.36	2:01.464
11	18		Mike CONDLIFFE		Alexis Mk18	21:33.185	10	1 LAP	59.21	2:06.316
12	34		Philip NORRIS		Macon MR8	21:51.847	10	1 LAP	58.37	2:07.831
13	33		Barry SMITH		Lotus 61M	21:52.404	10	1 LAP	58.34	2:06.856
14	93	N	Andrew MANSELL		Merlyn Mk11A	21:58.963	10	1 LAP	58.05	2:06.894
15	96	N	Alan FAIRBROTHER		Merlyn Mk20	22:09.745	10	1 LAP	57.58	2:07.959
16	91	N	Roy SIERGIEJEV		Merlyn Mk20A	22:12.668	10	1 LAP	57.45	2:07.012
17	32		Roy MACGREGOR		Hawke DL2B	22:28.497	10	1 LAP	56.78	2:09.607

### NOT CLASSIFIED

21			Neil BOWMAN		Macon MR7B	8:23.240	4	D.N.F.	60.86	2:00.088
35			Anthony SMITH		Merlyn Mk11A	4:55.194	2	D.N.F.	51.87	2:23.999
54			Alex MEEK		Merlyn Mk20A	4:56.976	2	D.N.F.	51.56	2:26.449
75			Anthony GODDARD		Merlyn MK20	2:16.761	1	D.N.F.	55.99	2:16.761

### FASTEST LAP

87			Nelson ROWE		Crossle 20 F	1:50.963	2	69.00mph	111.05kph	
93	N		Andrew MANSELL		Merlyn Mk11A	2:06.894	10	60.34mph	97.11kph	

### Fastest Lap Amended

Weather / Track : Raining / Wet

These results are provisional until the conclusion of any judicial and technical matters.

Croft

Circuit Length = 2.1270 miles.

Start: 13:40 End: 14:01

Clerk of Course	Timekeeper:
-----------------	-------------

# HSCC Historic Formula Ford

## LAP CHART - RACE 10

Lap 1			Lap 2			Lap 3			Lap 4			Lap 5		
No	Behind	Laptime	No	Behind	Laptime	No	Behind	Laptime	No	Behind	Laptime	No	Behind	Laptime
87		1:57.562	87		1:50.963	87		1:51.210	87		1:52.686	87		1:52.194
1	2.160	1:59.722	1	4.993	1:53.796	1	7.483	1:53.700	1	7.460	1:52.663	1	7.765	1:52.499
57	5.092	2:02.654	57	10.704	1:56.575	57	16.306	1:56.812	42	20.169	1:55.665	42	23.236	1:55.261
42	5.400	2:02.962	42	11.602	1:57.165	42	17.190	1:56.798	57	20.848	1:57.228	57	24.899	1:56.245
77	8.734	2:06.296	11	15.458	1:55.313	11	18.939	1:54.691	11	21.558	1:55.305	11	25.115	1:55.751
27	10.321	2:07.883	77	16.111	1:58.340	77	23.745	1:58.844	77	31.295	2:00.236	77	37.091	1:57.990
4	10.547	2:08.109	27	19.128	1:59.770	27	27.276	1:59.358	27	32.895	1:58.305	27	38.965	1:58.264
11	11.108	2:08.670	4	21.048	2:01.464	12	30.594	1:59.919	4	40.682	2:01.767	4	50.115	2:01.627
12	12.646	2:10.208	12	21.885	2:00.202	4	31.601	2:01.763	12	43.878	2:05.970	12	50.759	1:59.075
18	18.720	2:16.282	66	32.086	2:03.110	66	42.003	2:01.127	66	48.680	1:59.363	66	54.523	1:58.037
75	19.199	2:16.761	21	33.211	2:03.429	21	43.417	2:01.416	21	50.819	2:00.088	18	1:23.568	2:08.079
66	19.939	2:17.501	18	37.894	2:10.137	18	54.053	2:07.369	18	1:07.683	2:06.316	34	1:42.696	2:09.765
21	20.745	2:18.307	34	48.268	2:12.281	34	1:07.982	2:10.924	34	1:25.125	2:09.829	33	1:43.954	2:10.387
35	26.437	2:23.999	33	48.562	2:12.215	33	1:09.147	2:11.795	33	1:25.761	2:09.300	93	1:50.111	2:09.152
34	26.950	2:24.512	93	1:00.570	2:13.605	93	1:18.289	2:08.929	93	1:33.153	2:07.550			
33	27.310	2:24.872	96	1:01.546	2:15.995	96	1:21.012	2:10.676	96	1:38.658	2:10.332			
54	28.887	2:26.449	91	1:03.466	2:17.129	91	1:23.150	2:10.894	91	1:40.226	2:09.762			
96	36.514	2:34.076	32	1:04.185	2:15.939	32	1:25.347	2:12.372	32	1:42.268	2:09.607			
91	37.300	2:34.862	35	1:06.669	2:31.195P									
93	37.928	2:35.490	54	1:08.451	2:30.527P									
32	39.209	2:36.771												

# HSCC Historic Formula Ford

## LAP CHART - RACE 10

(contd.)

Lap 6			Lap 7			Lap 8			Lap 9			Lap 10		
No	Behind	Laptime	No	Behind	Laptime	No	Behind	Laptime	No	Behind	Laptime	No	Behind	Laptime
87		1:52.199	87		1:53.671	87		1:52.710	87		1:52.558	87		1:52.542
96	1 LAP	2:13.347	34	1 LAP	2:08.715	18	1 LAP	2:11.172	1	14.678	1:54.611	1	17.387	1:55.251
1	9.317	1:53.751	33	1 LAP	2:09.112	1	12.625	1:55.552	18	1 LAP	2:10.505	18	1 LAP	2:09.357
91	1 LAP	2:13.756	1	9.783	1:54.137	34	1 LAP	2:08.254	11	35.930	1:56.431	11	38.188	1:54.800
32	1 LAP	2:13.900	93	1 LAP	2:09.532	33	1 LAP	2:07.428	34	1 LAP	2:10.665	42	43.513	1:55.303
42	26.253	1:55.216	96	1 LAP	2:10.796	93	1 LAP	2:07.962	33	1 LAP	2:11.324	57	48.748	1:57.557
11	27.194	1:54.278	91	1 LAP	2:10.065	42	30.901	1:55.397	42	40.752	2:02.409	34	1 LAP	2:09.071
57	30.346	1:57.646	42	28.214	1:55.632	11	32.057	1:55.067	57	43.733	1:57.615	33	1 LAP	2:09.115
77	42.125	1:57.233	11	29.700	1:56.177	57	38.676	1:57.971	93	1 LAP	2:08.930	77	1:02.989	1:58.385
27	45.116	1:58.350	32	1 LAP	2:14.313	96	1 LAP	2:09.317	96	1 LAP	2:08.213	93	1 LAP	2:10.919
12	58.603	2:00.043	57	33.415	1:56.740	91	1 LAP	2:10.233	77	57.146	1:57.659	27	1:09.004	2:00.607
4	1:00.163	2:02.247	77	46.961	1:58.507	32	1 LAP	2:11.967	91	1 LAP	2:09.799	96	1 LAP	2:09.034
66	1:00.760	1:58.436	27	49.904	1:58.459	77	52.045	1:57.794	27	1:00.939	1:58.604	12	1:14.301	1:56.608
18	1:38.070	2:06.701	12	1:01.990	1:57.058	27	54.893	1:57.699	12	1:10.235	1:57.026	91	1 LAP	2:09.156
			66	1:03.895	1:56.806	12	1:05.767	1:56.487	32	1 LAP	2:11.463	66	1:24.475	1:58.017
			4	1:08.567	2:02.075	66	1:13.457	2:02.272	66	1:19.000	1:58.101	32	1 LAP	2:11.877
						4	1:19.239	2:03.382	4	1:29.413	2:02.732	4	1:40.861	2:03.990

# HSCC Historic Formula Ford

## LAP CHART - RACE 10

(contd.)

Lap 11			Lap 12			Lap 13			Lap 14			Lap 15		
No	Behind	Laptime	No	Behind	Laptime	No	Behind	Laptime	No	Behind	Laptime	No	Behind	Laptime
87		1:55.201												
1	17.344	1:55.158												
11	37.099	1:54.112												
42	42.913	1:54.601												
18	1 LAP	2:07.267												
57	50.787	1:57.240												
77	1:06.783	1:58.995												
34	1 LAP	2:07.831												
33	1 LAP	2:06.856												
27	1:11.311	1:57.508												
93	1 LAP	2:06.894												
12	1:15.900	1:56.800												
96	1 LAP	2:07.959												
66	1:27.242	1:57.968												
91	1 LAP	2:07.012												
32	1 LAP	2:10.288												
4	1:47.196	2:01.536												



# HSCC Historic Formula Ford

## COMBINED RACE RESULT

POS	NO	CL	DRIVER	NAT	CAR	TIME	LAPS	GAP	MPH	BEST
1	87		Nelson ROWE		Crossle 20 F	36:15.127	21		73.92	1:31.969
2	1		Neil FOWLER		Lola T200	36:32.831	21	17.704	73.33	1:31.497
3	42		Nigel BANCROFT		Crossle 20F	37:13.348	21	58.221	72.00	1:32.556
4	57		David WILD		Lola T200	37:32.644	21	1:17.517	71.38	1:34.106
5	77		Chris SHARPLES		Palliser WDF1	38:05.784	21	1:50.657	70.34	1:34.444
6	27		Dick DIXON		Lotus 61	38:10.021	21	1:54.894	70.21	1:35.790
7	12		Daniel MURRAY		Lola T200	38:31.848	21	2:16.721	69.55	1:35.293
8	4		John SYKES		Merlyn Mk11A	39:16.879	21	3:01.752	68.22	1:37.935
9	11		Westie MITCHELL		Merlyn Mk20	35:54.536	20	1 LAP	71.08	1:33.657
10	18		Mike CONDLIFFE		Alexis Mk18	38:19.909	20	1 LAP	66.58	1:37.415
11	93	N	Andrew MANSELL		Merlyn Mk11A	38:46.944	20	1 LAP	65.81	1:37.868
12	33		Barry SMITH		Lotus 61M	38:51.108	20	1 LAP	65.69	1:39.749
13	34		Philip NORRIS		Macon MR8	38:51.174	20	1 LAP	65.69	1:38.819
14	66		Gregory THORNTON		Titan Mk4	35:51.722	19	2 LAPS	67.61	1:36.306
15	96	N	Alan FAIRBROTHER		Merlyn Mk20	38:41.131	19	2 LAPS	62.67	1:42.506
16	91	N	Roy SIERGIEJEV		Merlyn Mk20A	38:50.800	19	2 LAPS	62.41	1:47.780
17	32		Roy MACGREGOR		Hawke DL2B	36:45.529	18	3 LAPS	62.49	1:44.196

### NOT CLASSIFIED

54			Alex MEEK		Merlyn Mk20A	21:44.638	12	D.N.F.	70.43	1:37.919
35			Anthony SMITH		Merlyn Mk11A	22:02.216	12	D.N.F.	69.49	1:40.007
75			Anthony GODDARD		Merlyn MK20	19:20.230	11	D.N.F.	72.59	1:39.785
21			Neil BOWMAN		Macon MR7B	18:48.995	10	D.N.F.	67.82	1:38.383
94	N		Michael WALES		Merlyn Mk20	16:20.155	9	D.N.F.	70.31	1:46.076

### FASTEST LAP

1			Neil FOWLER		Lola T200	1:31.497	9	83.68mph	134.68kph
93	N		Andrew MANSELL		Merlyn Mk11A	1:37.868	10	78.24mph	125.91kph

Weather / Track : Raining / Wet

These results are provisional until the conclusion of any judicial and technical matters.

Croft

Circuit Length = 2.1270 miles.

Start: 13:40 End: 14:01

Clerk of Course	Timekeeper:
-----------------	-------------

# HSCC Historic Racing Saloons

## RACE CLASSIFICATION - RACE 11

POS	NO	CL	DRIVER	NAT	CAR	TIME	LAPS	GAP	MPH	BEST
1	77	D	Roger EBDON		Morris Mini Cooper	20:47.052	10		61.40	2:02.078
2	85	D	Roger GODFREY		Austin Cooper S	20:47.552	10	0.500	61.37	2:01.495
3	54	C	Neil WOOD		Ford Anglia 105E	21:27.905	10	40.853	59.45	2:06.207
4	82	D	Barry LONG		Austin Mini Cooper S	21:28.629	10	41.577	59.42	2:06.912
5	69	C	Bob BULLEN		Ford Anglia 105E	21:38.057	10	51.005	58.99	2:07.038
6	84	K4	Roger PHILLIPS		Austin Mini Cooper	21:50.193	10	1:03.141	58.44	2:06.350
7	26	K1	Jim PRENTICE		Ford Mustang	22:07.750	10	1:20.698	57.67	2:09.145
8	41	C	Tony FIELDING		Ford Anglia 105E	22:25.100	10	1:38.048	56.92	2:11.046
9	94	E	Steve PLATTS		Singer Chamois	22:36.338	10	1:49.286	56.45	2:12.386
10	57	C	Jonathan GOMM		Ford Lotus Cortina	22:39.312	10	1:52.260	56.33	2:12.903
11	78	D	Colin FLYNN		Morris Cooper S	22:39.604	10	1:52.552	56.31	2:11.308
12	7	A	Tony PEARSON		Jaguar S-Type	22:40.978	10	1:53.926	56.26	2:13.781
13	50	C	READ/READ		Ford Anglia 105E	22:41.669	10	1:54.617	56.23	2:11.145
14	87	E	Simon BENOY		Sunbeam Imp	22:43.539	10	1:56.487	56.15	2:11.369
15	97	E	Mike HANNA		Hillman Imp	22:45.029	10	1:57.977	56.09	2:12.706
16	81	D	Chris GLAISTER		Ford Anglia 100E	23:07.480	10	2:20.428	55.18	2:15.810
17	96	E	Timothy BROOK		Austin Mini Cooper	21:02.250	9	1 LAP	54.59	2:17.023
18	95	E	Shaun HAZELWOOD		Hillman Imp	21:32.219	9	1 LAP	53.33	2:21.415
19	29	B	Jon WAGSTAFF		Alfa Romeo Guilia Ti	21:12.269	8	2 LAPS	48.14	2:21.229

### NOT CLASSIFIED

52	C	Peter ERGIS		Ford Cortina GT	20:13.311	8	D.N.F.	50.48	2:16.537
----	---	-------------	--	-----------------	-----------	---	--------	-------	----------

### FASTEST LAP

85	D	Roger GODFREY		Austin Cooper S	2:01.495	10	63.02mph	101.42kph
54	C	Neil WOOD		Ford Anglia 105E	2:06.207	3	60.67mph	97.64kph
84	K4	Roger PHILLIPS		Austin Mini Cooper	2:06.350	5	60.60mph	97.53kph
26	K1	Jim PRENTICE		Ford Mustang	2:09.145	5	59.29mph	95.42kph
87	E	Simon BENOY		Sunbeam Imp	2:11.369	8	58.28mph	93.80kph
7	A	Tony PEARSON		Jaguar S-Type	2:13.781	2	57.23mph	92.11kph
29	B	Jon WAGSTAFF		Alfa Romeo Guilia Ti	2:21.229	8	54.21mph	87.25kph

Weather / Track : Raining / Wet

These results are provisional until the conclusion of any judicial and technical matters.

Croft

Circuit Length = 2.1270 miles.

Start: 14:14 End: 14:35

Clerk of Course	Timekeeper:
-----------------	-------------

# HSCC Historic Racing Saloons

## LAP CHART - RACE 11

Lap 1			Lap 2			Lap 3			Lap 4			Lap 5		
No	Behind	Laptime	No	Behind	Laptime	No	Behind	Laptime	No	Behind	Laptime	No	Behind	Laptime
85		2:13.335	85		2:05.922	85		2:03.979	85		2:03.909	85		2:02.244
54	1.264	2:14.599	77	0.634	2:05.129	77	0.883	2:04.228	77	0.741	2:03.767	77	0.670	2:02.173
77	1.427	2:14.762	54	2.936	2:07.594	54	5.164	2:06.207	54	8.296	2:07.041	54	12.840	2:06.788
82	3.423	2:16.758	82	5.188	2:07.687	82	8.307	2:07.098	82	11.705	2:07.307	82	16.373	2:06.912
69	3.604	2:16.939	69	6.453	2:08.771	69	10.111	2:07.637	69	13.240	2:07.038	69	18.366	2:07.370
41	5.728	2:19.063	41	10.852	2:11.046	41	18.581	2:11.708	84	31.010	2:07.177	84	35.116	2:06.350
57	9.765	2:23.100	57	18.534	2:14.691	29	1 LAP	2:30.677	41	34.742	2:20.070	26	42.383	2:09.145
7	11.042	2:24.377	7	18.901	2:13.781	57	27.458	2:12.903	26	35.482	2:10.548	41	45.092	2:12.594
94	12.198	2:25.533	26	19.603	2:12.679	84	27.742	2:10.297	57	41.354	2:17.805	57	53.375	2:14.265
97	12.549	2:25.884	84	21.424	2:12.070	26	28.843	2:13.219	7	42.130	2:16.540	87	54.467	2:13.659
26	12.846	2:26.181	94	21.454	2:15.178	7	29.499	2:14.577	29	1 LAP	2:25.376	7	54.633	2:14.747
87	13.775	2:27.110	87	22.880	2:15.027	94	32.386	2:14.911	87	43.052	2:14.147	94	55.769	2:14.348
50	14.376	2:27.711	97	23.083	2:16.456	87	32.814	2:13.913	94	43.665	2:15.188	97	57.563	2:14.345
84	15.276	2:28.611	50	24.189	2:15.735	97	36.665	2:17.561	97	45.462	2:12.706	78	58.893	2:14.155
81	16.034	2:29.369	81	25.974	2:15.862	81	38.792	2:16.797	78	46.982	2:11.308	50	1:03.147	2:12.895
52	18.521	2:31.856	52	29.136	2:16.537	78	39.583	2:14.004	81	50.693	2:15.810	81	1:05.176	2:16.727
78	21.759	2:35.094	78	29.558	2:13.721	52	43.776	2:18.619	50	52.496	2:11.145	29	1 LAP	2:27.979
95	21.877	2:35.212	96	35.274	2:17.667	50	45.260	2:25.050	52	58.624	2:18.757	96	1:20.698	2:17.713
96	23.529	2:36.864	95	37.672	2:21.717	96	50.433	2:19.138	96	1:05.229	2:18.705	52	1:22.261	2:25.881
29	2:00.731	4:14.066				95	55.416	2:21.723	95	1:12.981	2:21.474	95	1:32.247	2:21.510

# HSCC Historic Racing Saloons

## LAP CHART - RACE 11

(contd.)

Lap 6			Lap 7			Lap 8			Lap 9			Lap 10		
No	Behind	Laptime	No	Behind	Laptime	No	Behind	Laptime	No	Behind	Laptime	No	Behind	Laptime
85		2:02.742	85		2:05.208	85		2:03.807	77		2:02.451	77		2:02.207
77	1.508	2:03.580	77	2.977	2:06.677	77	1.248	2:02.078	85	1.212	2:04.911	85	0.500	2:01.495
54	17.542	2:07.444	52	1 LAP	2:57.959	95	1 LAP	2:22.967	29	2 LAPS	2:23.549	96	1 LAP	2:19.607
82	21.258	2:07.627	54	21.110	2:08.776	54	25.461	2:08.158	95	1 LAP	2:22.403	29	2 LAPS	2:21.229
69	24.011	2:08.387	82	23.303	2:07.253	82	26.785	2:07.289	54	32.858	2:11.096	54	40.853	2:10.202
84	40.206	2:07.832	69	29.350	2:10.547	69	35.876	2:10.333	82	33.409	2:10.323	82	41.577	2:10.375
26	50.776	2:11.135	84	42.792	2:07.794	52	1 LAP	2:28.909	69	42.532	2:10.355	95	1 LAP	2:23.798
41	53.965	2:11.615	26	56.442	2:10.874	84	48.575	2:09.590	84	57.654	2:12.778	69	51.005	2:10.680
57	1:05.462	2:14.829	41	1:00.619	2:11.862	26	1:02.039	2:09.404	26	1:10.699	2:12.359	84	1:03.141	2:07.694
87	1:05.807	2:14.082	57	1:17.672	2:17.418	41	1:11.009	2:14.197	41	1:23.061	2:15.751	26	1:20.698	2:12.206
94	1:07.074	2:14.047	94	1:17.746	2:15.880	94	1:27.879	2:13.940	52	1 LAP	2:54.793P	41	1:38.048	2:17.194
7	1:08.104	2:16.213	78	1:18.239	2:14.318	57	1:28.934	2:15.069	94	1:36.566	2:12.386	94	1:49.286	2:14.927
78	1:09.129	2:12.978	7	1:18.572	2:15.676	7	1:29.288	2:14.523	57	1:40.155	2:14.920	57	1:52.260	2:14.312
97	1:09.676	2:14.855	50	1:20.333	2:13.319	78	1:29.948	2:15.516	7	1:40.591	2:15.002	78	1:52.552	2:13.793
50	1:12.222	2:11.817	97	1:20.705	2:16.237	50	1:30.749	2:14.223	78	1:40.966	2:14.717	7	1:53.926	2:15.542
81	1:19.224	2:16.790	87	1:24.685	2:24.086	87	1:32.247	2:11.369	50	1:41.258	2:14.208	50	1:54.617	2:15.566
29	1 LAP	2:23.550	81	1:32.053	2:18.037	97	1:32.920	2:16.022	87	1:42.138	2:13.590	87	1:56.487	2:16.556
96	1:34.979	2:17.023	96	1:47.670	2:17.899	81	1:47.275	2:19.029	97	1:43.962	2:14.741	97	1:57.977	2:16.222
95	1:50.920	2:21.415	29	1 LAP	2:25.843	96	2:01.497	2:17.634	81	2:01.977	2:18.401	81	2:20.428	2:20.658

# HSCC 70's Road Sports

## RACE CLASSIFICATION - RACE 12

POS	NO	CL	DRIVER	NAT	CAR	TIME	LAPS	GAP	MPH	BEST
1	24	B	Charles BARTER		Datsun 240Z	21:51.748	11		64.21	1:56.434
2	4	A	Robin GRAY		Pontiac Firebird	22:54.882	11	1:03.134	61.26	2:03.214
3	11	C	Rory STOCKBRIDGE		Lotus Europa	23:15.832	11	1:24.084	60.34	2:04.396
4	98	D2	Bob TROTTER		Ford Escort RS	23:17.165	11	1:25.417	60.28	2:03.533
5	9	B	Julian BARTER		TVR 3000M	23:20.004	11	1:28.256	60.16	2:03.870
6	3	A	Paul CONWAY		Morgan Plus 8	23:22.744	11	1:30.996	60.04	2:05.753
7	41	C	Howard BENTHAM		Lotus Elan	23:23.282	11	1:31.534	60.02	2:04.178
8	85	B	Tony ELLIS		Mazda X7	23:51.886	11	2:00.138	58.82	2:04.428
9	1	D1	John THOMASON		Triumph Spitfire	23:53.862	11	2:02.114	58.74	2:05.898
10	89	A	Ralph HARWOOD-PENN		MGB GTV8	21:52.925	10	1 LAP	58.32	2:08.566
11	23	D2	William MORTON		Alfa Romeo Alfetta GTV	22:14.409	10	1 LAP	57.38	2:10.369
12	65	D2	Steve COOKE		Triumph GT6 Mk3	23:06.213	10	1 LAP	55.23	2:12.581
13	52	D2	Graham HALL		Alfa Romeo 2000GTV	23:07.363	10	1 LAP	55.19	2:12.259
14	86	B	Christina TOTT		TVR 3000M	23:17.757	10	1 LAP	54.78	2:14.202
15	60	D2	David MARSHALL		Lancia Beta Monte Carlo	23:18.914	10	1 LAP	54.73	2:15.300
16	76	D2	David ERWIN		Alfa Romeo 2000 GTV	23:19.858	10	1 LAP	54.70	2:12.754
17	18	E	Tim ROUNCE		Lancia Fulvia	23:31.682	10	1 LAP	54.24	2:13.806
18	10	D1	Nigel ASHLEY		Alfa Romeo GT Junior	23:39.291	10	1 LAP	53.95	2:18.216
19	26	B	Paul STAFFORD		Datsun 240Z	23:44.165	10	1 LAP	53.76	2:11.073
20	59	E	Tim LAI		MG Midget	22:09.354	9	2 LAPS	51.84	2:11.345

### NOT CLASSIFIED

70	C	Simon ROBERTS		Lotus Esprit	12:55.031	4	D.N.F.	39.51	2:18.144
----	---	---------------	--	--------------	-----------	---	--------	-------	----------

### FASTEST LAP

24	B	Charles BARTER		Datsun 240Z	1:56.434	9	65.76mph	105.83kph
4	A	Robin GRAY		Pontiac Firebird	2:03.214	3	62.14mph	100.01kph
98	D2	Bob TROTTER		Ford Escort RS	2:03.533	9	61.98mph	99.75kph
41	C	Howard BENTHAM		Lotus Elan	2:04.178	7	61.66mph	99.23kph
1	D1	John THOMASON		Triumph Spitfire	2:05.898	11	60.82mph	97.88kph
59	E	Tim LAI		MG Midget	2:11.345	9	58.29mph	93.82kph

Weather / Track : Raining / Wet

These results are provisional until the conclusion of any judicial and technical matters.

Croft

Circuit Length = 2.1270 miles.

Start: 14:49 End: 15:09

Clerk of Course	Timekeeper:
-----------------	-------------

# HSCC 70's Road Sports

## LAP CHART - RACE 12

Lap 1			Lap 2			Lap 3			Lap 4			Lap 5		
No	Behind	Laptime	No	Behind	Laptime	No	Behind	Laptime	No	Behind	Laptime	No	Behind	Laptime
24		2:06.137	24		1:59.179	24		1:58.613	24		1:58.773	24		2:00.706
4	4.250	2:10.387	4	11.975	2:06.904	4	16.576	2:03.214	4	22.329	2:04.526	70	2 LAPS	2:18.144
11	4.351	2:10.488	11	13.028	2:07.856	11	20.916	2:06.501	11	28.504	2:06.361	4	25.918	2:04.295
3	6.193	2:12.330	3	13.858	2:06.844	3	21.877	2:06.632	3	30.256	2:07.152	11	34.973	2:07.175
9	8.364	2:14.501	9	15.331	2:06.146	85	23.279	2:04.428	85	31.410	2:06.904	3	37.134	2:07.584
85	9.745	2:15.882	85	17.464	2:06.898	9	23.363	2:06.645	9	31.805	2:07.215	9	38.137	2:07.038
98	13.197	2:19.334	98	21.665	2:07.647	98	30.976	2:07.924	98	38.479	2:06.276	98	43.952	2:06.179
41	14.758	2:20.895	41	23.407	2:07.828	41	31.886	2:07.092	41	39.575	2:06.462	41	44.776	2:05.907
26	16.597	2:22.734	89	26.742	2:09.102	89	39.001	2:10.872	89	50.551	2:10.323	85	54.495	2:23.791
89	16.819	2:22.956	26	28.649	2:11.231	26	42.230	2:12.194	26	54.741	2:11.284	59	1 LAP	3:57.930
86	21.540	2:27.677	23	35.583	2:12.933	23	50.103	2:13.133	1	1:01.677	2:09.563	89	1:01.157	2:11.312
23	21.829	2:27.966	86	36.788	2:14.427	1	50.887	2:12.176	23	1:02.336	2:11.006	26	1:06.913	2:12.878
1	22.039	2:28.176	1	37.324	2:14.464	86	52.377	2:14.202	86	1:26.186	2:32.582	1	1:08.859	2:07.888
70	22.760	2:28.897	59	43.193	2:15.755	59	56.136	2:11.556	65	1:27.416	2:20.580	23	1:14.228	2:12.598
60	25.423	2:31.560	65	46.880	2:17.482	65	1:05.609	2:17.342	60	1:31.153	2:21.239	86	1:42.973	2:17.493
59	26.617	2:32.754	60	47.773	2:21.529	60	1:08.687	2:19.527	18	1:32.524	2:17.459	65	1:43.921	2:17.211
65	28.577	2:34.714	52	51.586	2:19.768	18	1:13.838	2:19.059	52	1:38.704	2:21.561	18	1:45.709	2:13.891
52	30.997	2:37.134	18	53.392	2:18.340	52	1:15.916	2:22.943	76	1:39.674	2:18.827	60	1:49.211	2:18.764
10	33.378	2:39.515	10	57.797	2:23.598	10	1:19.336	2:20.152	10	1:42.173	2:21.610	52	1:54.726	2:16.728
18	34.231	2:40.368	76	58.070	2:22.454	76	1:19.620	2:20.163				76	1:55.914	2:16.946
76	34.795	2:40.932				70	1 LAP	5:19.170						

# HSCC 70's Road Sports

## LAP CHART - RACE 12

(contd.)

Lap 6			Lap 7			Lap 8			Lap 9			Lap 10		
No	Behind	Laptime	No	Behind	Laptime	No	Behind	Laptime	No	Behind	Laptime	No	Behind	Laptime
24		1:57.883	24		2:02.083	24		1:56.871	24		1:56.434	24		1:57.577
10	1 LAP	2:18.386	86	1 LAP	2:17.679	86	1 LAP	2:17.670	86	1 LAP	2:15.459	59	2 LAPS	2:20.239
4	32.698	2:04.663	18	1 LAP	2:17.225	18	1 LAP	2:17.105	65	1 LAP	2:13.989	23	1 LAP	2:11.736
11	43.588	2:06.498	60	1 LAP	2:17.703	65	1 LAP	2:20.810	18	1 LAP	2:15.935	65	1 LAP	2:12.581
3	46.506	2:07.255	52	1 LAP	2:15.319	60	1 LAP	2:15.300	52	1 LAP	2:12.259	4	56.063	2:05.091
98	51.232	2:05.163	76	1 LAP	2:16.836	52	1 LAP	2:14.712	60	1 LAP	2:15.803	18	1 LAP	2:13.806
41	51.754	2:04.861	10	1 LAP	2:18.967	76	1 LAP	2:15.378	4	48.549	2:04.219	52	1 LAP	2:14.423
70	2 LAPS	2:48.820P	4	34.295	2:03.680	10	1 LAP	2:18.539	76	1 LAP	2:16.787	86	1 LAP	2:22.301
9	53.937	2:13.683	11	48.162	2:06.657	4	40.764	2:03.340	10	1 LAP	2:19.613	60	1 LAP	2:18.589
59	1 LAP	2:13.149	3	52.172	2:07.749	11	57.403	2:06.112	11	1:07.068	2:06.099	76	1 LAP	2:12.754
85	1:10.916	2:14.304	98	53.157	2:04.008	98	1:02.990	2:06.704	98	1:10.089	2:03.533	11	1:13.887	2:04.396
89	1:13.559	2:10.285	41	53.849	2:04.178	3	1:03.619	2:08.318	3	1:13.658	2:06.473	98	1:16.582	2:04.070
1	1:19.184	2:08.208	9	55.724	2:03.870	9	1:04.186	2:05.333	9	1:14.192	2:06.440	9	1:21.124	2:04.509
26	1:20.516	2:11.486	85	1:18.323	2:09.490	41	1:04.933	2:07.955	41	1:14.993	2:06.494	3	1:21.834	2:05.753
23	1:28.880	2:12.535	89	1:21.743	2:10.267	26	1 LAP	3:48.168	26	1 LAP	2:11.490	41	1:22.972	2:05.556
65	2:01.366	2:15.328	59	1 LAP	2:14.020	85	1:29.976	2:08.524	85	1:40.912	2:07.370	10	1 LAP	2:20.695
			1	1:23.637	2:06.536	89	1:33.438	2:08.566	1	1:45.184	2:06.355	26	1 LAP	2:11.627
			23	1:38.117	2:11.320	1	1:35.263	2:08.497	89	1:46.369	2:09.365	85	1:50.227	2:06.892
						59	1 LAP	2:12.606				1	1:53.708	2:06.101
						23	1:52.059	2:10.813						

# HSCC 70's Road Sports

## LAP CHART - RACE 12

(contd.)

Lap 11			Lap 12			Lap 13			Lap 14			Lap 15		
No	Behind	Laptime	No	Behind	Laptime	No	Behind	Laptime	No	Behind	Laptime	No	Behind	Laptime
24		1:57.492												
89	1 LAP	2:09.877												
59	2 LAPS	2:11.345												
23	1 LAP	2:10.369												
4	1:03.134	2:04.563												
65	1 LAP	2:16.176												
52	1 LAP	2:12.516												
11	1:24.084	2:07.689												
98	1:25.417	2:06.327												
86	1 LAP	2:18.267												
60	1 LAP	2:18.900												
76	1 LAP	2:18.781												
9	1:28.256	2:04.624												
3	1:30.996	2:06.654												
41	1:31.534	2:06.054												
18	1 LAP	2:38.494												
10	1 LAP	2:18.216												
26	1 LAP	2:11.073												
85	2:00.138	2:07.403												
1	2:02.114	2:05.898												



# HSCC Historic Formula Junior

## RACE CLASSIFICATION - RACE 13

POS	NO	CL	DRIVER	NAT	CAR	TIME	LAPS	GAP	MPH	BEST
1	11	A2	John TRUSLOVE		Lola Mk2	21:46.656	10		58.60	2:08.621
2	83	C2	Barry WESTMORELAND		Lotus 22	22:11.248	10	24.592	57.51	2:11.636
3	97	C2	John SYKES		Lotus 20	22:18.790	10	32.134	57.19	2:11.212
4	29	A2	William GRIMSHAW		Moorland MkI	22:19.810	10	33.154	57.15	2:11.518
5	43	B	Douglas MARTIN		Elva 200	23:24.584	10	1:37.928	54.51	2:15.223
6	16	A1	Gordon WRIGHT		Stanguellini	22:15.172	9	1 LAP	51.61	2:26.138

### NOT CLASSIFIED

44	B	Andrew ROBERTSON		Crossle 4F	6:53.367	3	D.N.F.	55.57	2:14.675
----	---	------------------	--	------------	----------	---	--------	-------	----------

### FASTEST LAP

11	A2	John TRUSLOVE		Lola Mk2	2:08.621	8	59.53mph	95.80kph
97	C2	John SYKES		Lotus 20	2:11.212	5	58.35mph	93.91kph
44	B	Andrew ROBERTSON		Crossle 4F	2:14.675	2	56.85mph	91.50kph
16	A1	Gordon WRIGHT		Stanguellini	2:26.138	6	52.39mph	84.32kph

Weather / Track : Raining / Wet

These results are provisional until the conclusion of any judicial and technical matters.

Croft

Circuit Length = 2.1270 miles.

Start: 15:24 End: 15:45

Clerk of Course

Timekeeper:

# HSCC Historic Formula Junior

## LAP CHART - RACE 13

Lap 1			Lap 2			Lap 3			Lap 4			Lap 5		
No	Behind	Laptime	No	Behind	Laptime	No	Behind	Laptime	No	Behind	Laptime	No	Behind	Laptime
11		2:14.322	11		2:12.429	11		2:08.849	11		2:10.649	11		2:10.283
83	1.330	2:15.652	83	2.318	2:13.417	83	5.105	2:11.636	83	7.458	2:13.002	83	9.184	2:12.009
29	3.270	2:17.592	29	2.637	2:11.796	29	6.918	2:13.130	29	8.137	2:11.868	29	10.188	2:12.334
97	4.459	2:18.781	97	4.746	2:12.716	97	8.855	2:12.958	97	10.383	2:12.177	97	11.312	2:11.212
44	6.820	2:21.142	44	9.066	2:14.675	44	17.767	2:17.550	43	28.344	2:21.043	43	45.796	2:27.735
43	8.247	2:22.569	43	11.041	2:15.223	43	17.950	2:15.758	16	1:11.786	2:27.927	16	1:28.425	2:26.922
16	20.766	2:35.088	16	35.740	2:27.403	16	54.508	2:27.617						

# HSCC Historic Formula Junior LAP CHART - RACE 13

(contd.)

Lap 6			Lap 7			Lap 8			Lap 9			Lap 10		
No	Behind	Laptime	No	Behind	Laptime	No	Behind	Laptime	No	Behind	Laptime	No	Behind	Laptime
11		2:10.393	11		2:10.521	11		2:08.621	11		2:11.111	11		2:09.478
83	11.090	2:12.299	83	13.025	2:12.456	83	17.642	2:13.238	16	1 LAP	2:29.038	83	24.592	2:15.168
97	13.117	2:12.198	29	18.948	2:14.096	29	22.611	2:12.284	83	18.902	2:12.371	16	1 LAP	2:28.092
29	15.373	2:15.578	97	19.252	2:16.656	97	24.626	2:13.995	29	23.018	2:11.518	97	32.134	2:15.322
43	58.944	2:23.541	43	1:09.520	2:21.097	43	1:21.271	2:20.372	97	26.290	2:12.775	29	33.154	2:19.614
16	1:44.170	2:26.138	16	2:00.596	2:26.947				43	1:28.629	2:18.469	43	1:37.928	2:18.777

# HSCC Historic Formula Junior COMBINED RACE RESULT

POS	NO	CL	DRIVER	NAT	CAR	TIME	LAPS	GAP	MPH	BEST
1	83	C2	Barry WESTMORELAND		Lotus 22	37:59.814	19		63.81	1:43.324
2	11	A2	John TRUSLOVE		Lola Mk2	38:06.314	19	6.500	63.63	1:46.448
3	29	A2	William GRIMSHAW		Moorland MkI	38:19.973	19	20.159	63.25	1:44.328
4	97	C2	John SYKES		Lotus 20	38:38.090	19	38.276	62.76	1:43.815
5	43	B	Douglas MARTIN		Elva 200	39:58.975	19	1:59.161	60.64	1:45.947
6	16	A1	Gordon WRIGHT		Stanguellini	39:38.101	17	2 LAPS	54.73	2:06.974
NOT CLASSIFIED										
44	B	Andrew ROBERTSON		Crossle 4F	23:28.612	12	D.N.F.	65.23	1:47.207	
52	C1	John MONSON		Lotus 20B	16:08.724	9	D.N.F.	71.14	1:45.973	
73	C2	Peter ANTISS		Lotus 20/22	16:32.637	9	D.N.F.	69.42	1:46.955	
FASTEST LAP										
83	C2	Barry WESTMORELAND		Lotus 22	1:43.324	7	74.10mph	119.26kph		
29	A2	William GRIMSHAW		Moorland MkI	1:44.328	5	73.39mph	118.11kph		
43	B	Douglas MARTIN		Elva 200	1:45.947	9	72.27mph	116.31kph		
52	C1	John MONSON		Lotus 20B	1:45.973	8	72.25mph	116.28kph		
16	A1	Gordon WRIGHT		Stanguellini	2:06.974	8	60.30mph	97.05kph		

Weather / Track : Raining / Wet

These results are provisional until the conclusion of any judicial and technical matters.

Croft

Circuit Length = 2.1270 miles.

Start: 15:24 End: 15:45

Clerk of Course	Timekeeper:
-----------------	-------------

# HSCC Historic Road Sports

## RACE CLASSIFICATION - RACE 14

POS	NO	CL	DRIVER	NAT	CAR	TIME	LAPS	GAP	MPH	BEST
1	25	C	David RANDALL		Ginetta G4	21:07.843	10		60.39	2:03.921
2	42	C	Malcolm SANDERS		Lotus Elan S3	21:09.448	10	1.605	60.31	2:03.692
3	1	C	Andy SHEPHERD		Lotus Seven S2	21:12.176	10	4.333	60.19	2:04.195
4	7	E	Brian ARCULUS		Lotus Elite	21:34.817	10	26.974	59.13	2:05.722
5	86	C	John WARD		TVR Vixen S2	21:35.281	10	27.438	59.11	2:06.367
6	27	B	Chris BURBURY		Triumph TR5	21:43.867	10	36.024	58.72	2:07.862
7	31	B	James OWEN		Triumph TR5	22:11.593	10	1:03.750	57.50	2:10.646
8	66	B	Mark HOBLE		Morgan Plus 4	22:11.731	10	1:03.888	57.49	2:10.923
9	35	B	David THREADINGHAM		Morgan Plus 4	22:12.618	10	1:04.775	57.46	2:10.254
10	44	B	David KIRBY		Triumph TR6	22:41.270	10	1:33.427	56.25	2:10.995
11	85	E	John BENNETT		Alfa Romeo Giulietta	22:42.057	10	1:34.214	56.21	2:13.606
12	19	F	Chris GAWNE		Lancia Aurelia B20 GT	23:24.009	10	2:16.166	54.53	2:16.461
13	48	C	Stephen GARRETT		Lotus 7 S1	21:25.063	9	1 LAP	53.62	2:17.366
14	23	INV	Graham LOVE		Jaguar XK150	21:41.397	9	1 LAP	52.95	2:21.930

### NOT CLASSIFIED

45	D	Matthew NEWMAN		Alfa Romeo	6:51.026	3	D.N.F.	55.88	2:11.825
----	---	----------------	--	------------	----------	---	--------	-------	----------

### FASTEST LAP

42	C	Malcolm SANDERS		Lotus Elan S3	2:03.692	5	61.90mph	99.62kph
7	E	Brian ARCULUS		Lotus Elite	2:05.722	9	60.90mph	98.01kph
27	B	Chris BURBURY		Triumph TR5	2:07.862	4	59.88mph	96.37kph
45	D	Matthew NEWMAN		Alfa Romeo	2:11.825	3	58.08mph	93.48kph
19	F	Chris GAWNE		Lancia Aurelia B20 GT	2:16.461	6	56.11mph	90.30kph
23	INV	Graham LOVE		Jaguar XK150	2:21.930	2	53.95mph	86.82kph

Weather / Track : Raining / Wet

These results are provisional until the conclusion of any judicial and technical matters.

Croft

Circuit Length = 2.1270 miles.

Start: 16:00 End: 16:21

Clerk of Course	Timekeeper:
-----------------	-------------

# HSCC Historic Road Sports

## LAP CHART - RACE 14

Lap 1			Lap 2			Lap 3			Lap 4			Lap 5		
No	Behind	Laptime	No	Behind	Laptime	No	Behind	Laptime	No	Behind	Laptime	No	Behind	Laptime
1		2:12.007	1		2:04.859	1		2:04.195	25		2:05.526	25		2:06.087
25	0.560	2:12.567	25	1.614	2:05.913	25	1.340	2:03.921	1	0.671	2:07.537	1	1.257	2:06.673
42	1.584	2:13.591	42	3.499	2:06.774	42	5.662	2:06.358	42	3.653	2:04.857	42	1.258	2:03.692
27	3.801	2:15.808	27	7.807	2:08.865	86	12.251	2:07.439	86	11.752	2:06.367	86	13.041	2:07.376
86	5.596	2:17.603	86	9.007	2:08.270	27	13.984	2:10.372	27	14.980	2:07.862	27	17.195	2:08.302
31	9.904	2:21.911	31	16.556	2:11.511	7	20.519	2:06.863	7	21.073	2:07.420	7	24.531	2:09.545
35	11.912	2:23.919	7	17.851	2:10.376	31	24.606	2:12.245	31	29.091	2:11.351	31	33.650	2:10.646
66	12.062	2:24.069	66	20.156	2:12.953	66	26.884	2:10.923	66	30.951	2:10.933	66	36.028	2:11.164
7	12.334	2:24.341	35	20.187	2:13.134	35	27.572	2:11.580	35	32.089	2:11.383	35	36.256	2:10.254
44	13.627	2:25.634	44	21.477	2:12.709	44	29.628	2:12.346	44	33.757	2:10.995	44	41.166	2:13.496
45	14.324	2:26.331	45	22.335	2:12.870	45	29.965	2:11.825	85	47.244	2:15.202	85	55.324	2:14.167
85	19.046	2:31.053	85	29.250	2:15.063	85	38.908	2:13.853	19	1:06.851	2:17.276	19	1:17.539	2:16.775
23	24.250	2:36.257	23	41.321	2:21.930	19	56.441	2:18.750	23	1:16.574	2:23.800	23	1:32.700	2:22.213
19	24.585	2:36.592	19	41.886	2:22.160	23	59.640	2:22.514	48	1:19.429	2:26.287	48	1:34.269	2:20.927
48	25.770	2:37.777	48	43.771	2:22.860	48	1:00.008	2:20.432						

# HSCC Historic Road Sports

## LAP CHART - RACE 14

(contd.)

Lap 6			Lap 7			Lap 8			Lap 9			Lap 10		
No	Behind	Laptime	No	Behind	Laptime	No	Behind	Laptime	No	Behind	Laptime	No	Behind	Laptime
25		2:06.313	25		2:05.448	25		2:06.565	25		2:07.064	25		2:08.439
42	1.437	2:06.492	42	0.620	2:04.631	1	2.626	2:06.738	1	4.067	2:08.505	42	1.605	2:05.711
1	3.111	2:08.167	1	2.453	2:04.790	42	3.262	2:09.207	42	4.333	2:08.135	1	4.333	2:08.705
86	14.697	2:07.969	86	17.054	2:07.805	86	19.670	2:09.181	48	1 LAP	2:20.151	48	1 LAP	2:17.366
27	20.003	2:09.121	27	24.294	2:09.739	27	27.901	2:10.172	23	1 LAP	2:24.284	7	26.974	2:08.717
7	24.959	2:06.741	7	26.360	2:06.849	7	28.038	2:08.243	86	22.487	2:09.881	86	27.438	2:13.390
31	38.067	2:10.730	31	45.781	2:13.162	31	52.110	2:12.894	7	26.696	2:05.722	23	1 LAP	2:24.802
66	41.166	2:11.451	66	48.544	2:12.826	66	54.206	2:12.227	27	31.993	2:11.156	27	36.024	2:12.470
35	41.895	2:11.952	35	49.434	2:12.987	35	55.816	2:12.947	31	58.814	2:13.768	31	1:03.750	2:13.375
44	1:01.778	2:26.925	44	1:12.651	2:16.321	44	1:20.761	2:14.675	66	59.860	2:12.718	66	1:03.888	2:12.467
85	1:03.460	2:14.449	85	1:13.479	2:15.467	85	1:22.393	2:15.479	35	1:01.544	2:12.792	35	1:04.775	2:11.670
19	1:27.687	2:16.461	19	1:40.211	2:17.972	19	1:52.065	2:18.419	44	1:28.221	2:14.524	44	1:33.427	2:13.645
23	1:49.129	2:22.742	48	2:01.771	2:17.803				85	1:29.047	2:13.718	85	1:34.214	2:13.606
48	1:49.416	2:21.460	23	2:06.536	2:22.855				19	2:04.633	2:19.632	19	2:16.166	2:19.972

# HSCC Historic Road Sports COMBINED RACE RESULT

POS	NO	CL	DRIVER	NAT	CAR	TIME	LAPS	GAP	MPH	BEST
1	25	C	David RANDALL		Ginetta G4	36:42.215	19		66.06	1:41.908
2	1	C	Andy SHEPHERD		Lotus Seven S2	36:47.113	19	4.898	65.91	1:41.918
3	42	C	Malcolm SANDERS		Lotus Elan S3	37:14.776	19	32.561	65.10	1:43.968
4	27	B	Chris BURBURY		Triumph TR5	37:50.028	19	1:07.813	64.09	1:44.590
5	86	C	John WARD		TVR Vixen S2	38:04.185	19	1:21.970	63.69	1:42.252
6	31	B	James OWEN		Triumph TR5	38:53.697	19	2:11.482	62.34	1:48.048
7	66	B	Mark HOBLE		Morgan Plus 4	39:23.397	19	2:41.182	61.55	1:51.930
8	35	B	David THREADINGHAM		Morgan Plus 4	38:38.303	18	1 LAP	59.45	1:59.793
9	44	B	David KIRBY		Triumph TR6	38:39.034	18	1 LAP	59.43	1:56.095
10	19	F	Chris GAWNE		Lancia Aurelia B20 GT	40:16.980	18	1 LAP	57.02	2:04.508
11	23	INV	Graham LOVE		Jaguar XK150	37:38.325	17	2 LAPS	57.64	1:57.098
12	48	C	Stephen GARRETT		Lotus 7 S1	38:09.181	17	2 LAPS	56.86	2:01.883

## NOT CLASSIFIED

45	D	Matthew NEWMAN		Alfa Romeo	23:37.799	12	D.N.F.	64.80	1:49.598
7	E	Brian ARCULUS		Lotus Elite	24:04.180	11	N.C.F.	58.32	2:05.722
85	E	John BENNETT		Alfa Romeo Giulietta	22:42.057	10	N.C.F.	56.21	2:13.606
15	B	Mike EAGLES		Milano GT Mk1	2:46.978	1	D.N.F.	45.85	

## FASTEST LAP

25	C	David RANDALL		Ginetta G4	1:41.908	3	75.13mph	120.92kph
27	B	Chris BURBURY		Triumph TR5	1:44.590	6	73.21mph	117.82kph
45	D	Matthew NEWMAN		Alfa Romeo	1:49.598	4	69.86mph	112.43kph
23	INV	Graham LOVE		Jaguar XK150	1:57.098	3	65.39mph	105.23kph
19	F	Chris GAWNE		Lancia Aurelia B20 GT	2:04.508	2	61.50mph	98.97kph
7	E	Brian ARCULUS		Lotus Elite	2:05.722	-1	60.90mph	98.01kph

Weather / Track : Raining / Wet

These results are provisional until the conclusion of any judicial and technical matters.

Croft

Circuit Length = 2.1270 miles.

Start: 16:00 End: 16:21

Clerk of Course	Timekeeper:
-----------------	-------------



# HSCC Classic Racing Cars

## RACE CLASSIFICATION - RACE 15

POS	NO	CL	DRIVER	NAT	CAR	TIME	LAPS	GAP	MPH	BEST
1	22	E4	Ian GRAY		Brabham BT30	21:11.418	10		60.22	2:05.548
2	57	F	David WILD		Lola T200	21:13.237	10	1.819	60.14	2:03.703
3	1	E2	Matthew WATTS		Brabham BT16	21:14.873	10	3.455	60.06	2:04.297
4	66	F	Greg THORNTON		Titan Mk4	22:46.930	10	1:35.512	56.01	2:12.179
5	81	D	Stephen WILKINSON		Brabham BT21	23:02.474	10	1:51.056	55.38	2:14.630
6	32	F	Rory MACGREGOR		Hawke DL28	23:07.106	10	1:55.688	55.20	2:15.917
NOT CLASSIFIED										
12	F	Daniel MURRAY		Lola T200	2:19.587	1	D.N.F.	54.85	2:19.587	
21	E2	Neil BOWMAN		Macon MR6		0	D.N.F.	N/A		
75	F	Anthony GODDARD		Merlyn Mk20		0	D.N.F.	N/A		
FASTEST LAP										
57	F	David WILD		Lola T200	2:03.703	10	61.90mph	99.61kph		
1	E2	Matthew WATTS		Brabham BT16	2:04.297	10	61.60mph	99.14kph		
22	E4	Ian GRAY		Brabham BT30	2:05.548	8	60.99mph	98.15kph		
81	D	Stephen WILKINSON		Brabham BT21	2:14.630	9	56.87mph	91.53kph		

Weather / Track : Raining / Wet

These results are provisional until the conclusion of any judicial and technical matters.

Croft

Circuit Length = 2.1270 miles.

Start: 16:44 End: 17:05

Clerk of Course	Timekeeper:
-----------------	-------------

# HSCC Classic Racing Cars

## LAP CHART - RACE 15

Lap 1			Lap 2			Lap 3			Lap 4			Lap 5		
No	Behind	Laptime	No	Behind	Laptime	No	Behind	Laptime	No	Behind	Laptime	No	Behind	Laptime
22		2:11.744	22		2:06.838	22		2:05.682	22		2:06.732	22		2:07.380
57	2.219	2:13.963	1	4.120	2:07.087	1	6.105	2:07.667	1	7.387	2:08.014	1	6.627	2:06.620
1	3.871	2:15.615	57	6.126	2:10.745	57	7.624	2:07.180	57	9.369	2:08.477	57	8.540	2:06.551
12	7.843	2:19.587	81	24.904	2:18.660	81	39.283	2:20.061	81	51.281	2:18.730	66	1:01.319	2:13.885
81	13.082	2:24.826	32	32.492	2:20.781	32	42.792	2:15.982	32	54.206	2:18.146	81	1:03.616	2:19.715
32	18.549	2:30.293	66	37.703	2:24.956	66	47.366	2:15.345	66	54.814	2:14.180	32	1:05.906	2:19.080
66	19.585	2:31.329												

# HSCC Classic Racing Cars

## LAP CHART - RACE 15

(contd.)

Lap 6			Lap 7			Lap 8			Lap 9			Lap 10		
No	Behind	Laptime	No	Behind	Laptime	No	Behind	Laptime	No	Behind	Laptime	No	Behind	Laptime
22		2:07.441	22		2:05.673	22		2:05.548	22		2:06.460	22		2:07.920
1	5.817	2:06.631	1	5.950	2:05.806	1	6.713	2:06.311	57	6.036	2:05.185	57	1.819	2:03.703
57	7.020	2:05.921	57	6.659	2:05.312	57	7.311	2:06.200	1	7.078	2:06.825	1	3.455	2:04.297
66	1:06.241	2:12.363	66	1:12.747	2:12.179	66	1:20.885	2:13.686	66	1:29.212	2:14.787	66	1:35.512	2:14.220
81	1:14.624	2:18.449	81	1:24.192	2:15.241	81	1:34.823	2:16.179	81	1:42.993	2:14.630	81	1:51.056	2:15.983
32	1:15.688	2:17.223	32	1:26.041	2:16.026	32	1:37.947	2:17.454	32	1:47.404	2:15.917	32	1:55.688	2:16.204

Weather / Track : Raining / Wet

# HSCC Classic Racing Cars

## COMBINED RACE RESULT

POS	NO	CL	DRIVER	NAT	CAR	TIME	LAPS	GAP	MPH	BEST
1	1	E2	<b>Matthew WATTS</b>		Brabham BT16	36:33.827	20		69.80	1:30.155
2	22	E4	<b>Ian GRAY</b>		Brabham BT30	37:14.892	20	41.065	68.52	1:33.569
3	57	F	<b>David WILD</b>		Lola T200	37:40.094	20	1:06.267	67.76	1:36.670
4	66	F	<b>Greg THORNTON</b>		Titan Mk4	38:22.698	19	1 LAP	63.18	1:40.455
5	81	D	<b>Stephen WILKINSON</b>		Brabham BT21	39:13.577	19	1 LAP	61.81	1:42.731
6	32	F	<b>Rory MACGREGOR</b>		Hawke DL28	39:36.116	19	1 LAP	61.22	1:46.161

### NOT CLASSIFIED

52	E4	<b>John MONSON</b>		Crossle 19F	16:22.879	10	D.N.F.	77.90	1:35.338
12	F	<b>Daniel MURRAY</b>		Lola T200	17:29.310	10	D.N.F.	72.97	1:36.816
75	F	<b>Anthony GODDARD</b>		Merlyn Mk20	15:46.904	9	D.N.F.	72.77	1:42.951
4	F	<b>John SYKES</b>		Merlyn Mk11A	15:57.458	9	D.N.F.	71.97	1:40.778
56	C	<b>Cliff GIDDENS</b>		Brabham BT16	16:27.609	9	D.N.F.	69.77	1:47.128
54	F	<b>Jackie WALES</b>		Merlyn Mk20A	16:14.229	8	D.N.F.	62.87	1:58.822
92	E4	<b>David COPLOWE</b>		McLaren M4A	9:44.336	6	D.N.F.	78.62	1:34.864
21	E2	<b>Neil BOWMAN</b>		Macon MR6	3:31.392	2	D.N.F.	72.44	1:40.766

### FASTEST LAP

1	E2	<b>Matthew WATTS</b>		Brabham BT16	1:30.155	10	84.93mph	136.68kph
22	E4	<b>Ian GRAY</b>		Brabham BT30	1:33.569	2	81.83mph	131.70kph
57	F	<b>David WILD</b>		Lola T200	1:36.670	3	79.21mph	127.47kph
81	D	<b>Stephen WILKINSON</b>		Brabham BT21	1:42.731	5	74.53mph	119.95kph
56	C	<b>Cliff GIDDENS</b>		Brabham BT16	1:47.128	9	71.47mph	115.03kph

Weather / Track : Raining / Wet

These results are provisional until the conclusion of any judicial and technical matters.

Croft

Circuit Length = 2.1270 miles.

Start: 16:44 End: 17:05

Clerk of Course	Timekeeper:
-----------------	-------------

# HSCC- XK Jaguar Series

## RACE CLASSIFICATION - RACE 16

POS	NO	CL	DRIVER	NAT	CAR	TIME	LAPS	GAP	MPH	BEST
1	20	C	Michael O'SHEA		Jaguar XK150S	22:14.381	10		57.38	2:10.822
2	18	D	Darren McWHIRTER		Jaguar XK120	22:17.656	10	3.275	57.24	2:10.756
3	33	D	Nigel WEBB		Jaguar XK120	22:44.698	10	30.317	56.10	2:11.757
4	12	C	Grahame BULL		Jaguar XK150	22:58.220	10	43.839	55.55	2:14.335
5	16	C	John ROBERTS		Jaguar XK150	22:58.390	10	44.009	55.55	2:15.339
6	2	C	Chris KEITH LUCAS		Jaguar XK120	22:59.435	10	45.054	55.51	2:15.661
7	38	B	Kevin ZWOLINSKI		Jaguar XK140	23:09.878	10	55.497	55.09	2:16.614
8	32	D	John CHISHOLM		Jaguar XK120	23:11.613	10	57.232	55.02	2:15.115
9	7	D	Brian ARCULUS		Jaguar XK120	23:44.079	10	1:29.698	53.76	2:16.049
10	42	B	Geoff OTTLEY		Jaguar XK120	23:44.658	10	1:30.277	53.74	2:20.672
11	23	C	Graham LOVE		Jaguar XK150	23:59.803	10	1:45.422	53.18	2:19.744
12	36	B	Nicholas WILKINS		Jaguar XK120	24:41.892	10	2:27.511	51.67	2:25.602
13	40	C	Claire KEITH LUCAS		Jaguar XK150S	22:40.938	9	1 LAP	50.63	2:26.201
14	31	A	Roger WOODBRIDGE		Jaguar XK120	23:34.577	9	1 LAP	48.71	2:29.099

### FASTEST LAP

18	D	Darren McWHIRTER	Jaguar XK120	2:10.756	3	58.56mph	94.24kph
20	C	Michael O'SHEA	Jaguar XK150S	2:10.822	6	58.53mph	94.19kph
38	B	Kevin ZWOLINSKI	Jaguar XK140	2:16.614	5	56.05mph	90.20kph
31	A	Roger WOODBRIDGE	Jaguar XK120	2:29.099	2	51.35mph	82.65kph

Weather / Track : Raining / Wet

These results are provisional until the conclusion of any judicial and technical matters.

Croft

Circuit Length = 2.1270 miles.

Start: 17:17 End: 17:40

Clerk of Course

Timekeeper:

# HSCC- XK Jaguar Series

## LAP CHART - RACE 16

Lap 1			Lap 2			Lap 3			Lap 4			Lap 5		
No	Behind	Laptime	No	Behind	Laptime	No	Behind	Laptime	No	Behind	Laptime	No	Behind	Laptime
18		2:17.311	18		2:11.130	18		2:10.756	18		2:12.379	18		2:12.123
20	0.591	2:17.902	20	1.265	2:11.804	20	1.848	2:11.339	20	0.712	2:11.243	20	0.712	2:12.123
33	3.444	2:20.755	33	4.071	2:11.757	33	6.418	2:13.103	33	7.953	2:13.914	33	10.908	2:15.078
32	5.558	2:22.869	32	9.543	2:15.115	32	14.207	2:15.420	32	17.716	2:15.888	32	23.769	2:18.176
12	7.603	2:24.914	12	10.808	2:14.335	12	15.342	2:15.290	12	18.641	2:15.678	12	24.024	2:17.506
2	8.212	2:25.523	2	13.719	2:16.637	2	18.624	2:15.661	2	23.189	2:16.944	16	27.496	2:16.182
16	8.934	2:26.245	16	14.389	2:16.585	16	18.972	2:15.339	16	23.437	2:16.844	2	27.881	2:16.815
38	12.651	2:29.962	38	19.518	2:17.997	38	27.811	2:19.049	38	32.351	2:16.919	38	36.842	2:16.614
42	14.877	2:32.188	42	24.635	2:20.888	7	30.663	2:16.049	7	34.896	2:16.612	7	43.778	2:21.005
7	16.468	2:33.779	7	25.370	2:20.032	42	34.685	2:20.806	42	43.483	2:21.177	42	52.032	2:20.672
23	16.611	2:33.922	23	29.447	2:23.966	23	38.435	2:19.744	23	47.495	2:21.439	23	56.011	2:20.639
36	19.076	2:36.387	36	33.548	2:25.602	36	49.203	2:26.411	36	1:04.662	2:27.838	36	1:19.708	2:27.169
40	22.257	2:39.568	40	37.328	2:26.201	40	55.718	2:29.146	40	1:12.412	2:29.073	40	1:30.085	2:29.796
31	24.006	2:41.317	31	41.975	2:29.099	31	1:01.771	2:30.552	31	1:23.444	2:34.052	31	1:44.967	2:33.646

# HSCC- XK Jaguar Series

## LAP CHART - RACE 16

(contd.)

Lap 6			Lap 7			Lap 8			Lap 9			Lap 10		
No	Behind	Laptime	No	Behind	Laptime	No	Behind	Laptime	No	Behind	Laptime	No	Behind	Laptime
18		2:11.216	18		2:14.273	20		2:13.438	20		2:15.663	20		2:15.759
20	0.318	2:10.822	20	0.333	2:14.288	18	2.082	2:15.853	18	3.854	2:17.435	18	3.275	2:15.180
33	16.751	2:17.059	33	19.802	2:17.324	33	24.182	2:18.151	40	1 LAP	2:31.911	40	1 LAP	2:33.214
12	30.717	2:17.909	12	32.453	2:16.009	31	1 LAP	2:45.049	33	26.674	2:18.155	33	30.317	2:19.402
16	32.020	2:15.740	16	33.567	2:15.820	12	36.366	2:17.684	12	39.850	2:19.147	12	43.839	2:19.748
32	33.332	2:20.779	2	37.103	2:17.490	16	37.257	2:17.461	16	39.970	2:18.376	16	44.009	2:19.798
2	33.886	2:17.221	32	39.726	2:20.667	2	39.762	2:16.430	2	41.756	2:17.657	2	45.054	2:19.057
38	43.009	2:17.383	38	46.620	2:17.884	32	45.578	2:19.623	32	51.030	2:21.115	38	55.497	2:17.625
7	53.755	2:21.193	7	1:02.451	2:22.969	38	51.740	2:18.891	38	53.631	2:17.554	32	57.232	2:21.961
42	1:02.792	2:21.976	42	1:09.473	2:20.954	7	1:12.437	2:23.757	31	1 LAP	2:43.153	31	1 LAP	2:37.411
23	1:07.645	2:22.850	23	1:16.536	2:23.164	42	1:17.251	2:21.549	7	1:20.480	2:23.706	7	1:29.698	2:24.977
36	1:35.658	2:27.166	36	1:48.744	2:27.359	23	1:26.648	2:23.883	42	1:22.496	2:20.908	42	1:30.277	2:23.540
40	1:48.870	2:30.001	40	2:06.625	2:32.028	36	2:02.271	2:27.298	23	1:36.058	2:25.073	23	1:45.422	2:25.123
31	2:14.049	2:40.298							36	2:14.144	2:27.536	36	2:27.511	2:29.126

# HSCC Historic Racing Saloons

## RACE CLASSIFICATION - RACE 3

POS	NO	CL	NAME	NAT	ENTRY	TIME	LAPS	GAP	MPH	BEST
1	54	C	Neil WOOD		Ford Anglia 105E	15:58.907	9		71.86	1:44.869
2	57	C	Jonathan GOMM		Ford Lotus Cortina	16:01.828	9	2.921	71.65	1:45.056
3	69	C	Bob BULLEN		Ford Anglia 105E	16:02.541	9	3.634	71.59	1:45.030
4	41	C	Tony FIELDING		Ford Anglia 105E	16:22.277	9	23.370	70.15	1:46.810
5	85	D	Roger GODFREY		Austin Cooper S	16:22.754	9	23.847	70.12	1:46.820
6	82	D	Barry LONG		Austin Mini Cooper S	16:38.655	9	39.748	69.00	1:48.459
7	97	E	Mike HANNA		Hillman Imp	16:38.946	9	40.039	68.98	1:48.166
8	7	A	Tony PEARSON		Jaguar S-Type	17:20.480	9	1:21.573	66.23	1:51.707
9	94	E	Steve PLATTS		Singer Chamois	17:21.587	9	1:22.680	66.16	1:51.997
10	81	D	Chris GLAISTER		Ford Anglia 100E	17:22.856	9	1:23.949	66.08	1:52.680
11	50	C	READ/READ		Ford Anglia 105E	17:38.058	9	1:39.151	65.13	1:53.887
12	95	E	Shaun HAZELWOOD		Hillman Imp	17:41.859	9	1:42.952	64.90	1:51.494
13	87	E	Simon BENOY		Sunbeam Imp	17:43.876	9	1:44.969	64.77	1:50.486
14	77	D	Roger EBDON		Morris Mini Cooper	17:50.810	9	1:51.903	64.35	1:46.398
15	96	E	Timothy BROOK		Austin Mini Cooper	16:19.293	8	1 LAP	62.55	1:58.979

### NOT CLASSIFIED

26	K1	Jim PRENTICE	Ford Mustang	14:42.094	8	D.N.F.	69.44	1:46.615
52	C	Peter ERGIS	Ford Cortina GT	9:29.326	5	D.N.F.	67.24	1:51.115
29	B	Jon WAGSTAFF	Alfa Romeo Guilia Ti	7:44.344	4	D.N.F.	65.96	1:53.213
78	D	Colin FLYNN	Morris Cooper S	6:27.102	3	D.N.F.	59.34	1:55.419
31	A	Les ELY	BMW 2000	3:45.020	2	D.N.F.	68.05	1:48.620
84	K4	Roger PHILLIPS	Austin Mini Cooper	4:21.551	2	D.N.F.	58.55	2:12.559

### FASTEST LAP

54	C	Neil WOOD	Ford Anglia 105E	1:44.869	9	73.01mph	117.50kph
77	D	Roger EBDON	Morris Mini Cooper	1:46.398	3	71.96mph	115.82kph
26	K1	Jim PRENTICE	Ford Mustang	1:46.615	2	71.82mph	115.58kph
97	E	Mike HANNA	Hillman Imp	1:48.166	4	70.79mph	113.92kph
31	A	Les ELY	BMW 2000	1:48.620	2	70.49mph	113.45kph
29	B	Jon WAGSTAFF	Alfa Romeo Guilia Ti	1:53.213	4	67.63mph	108.84kph
84	K4	Roger PHILLIPS	Austin Mini Cooper	2:12.559	1	57.76mph	92.96kph

Weather / Track : Cloudy / Dry

These results are provisional until the conclusion of any judicial and technical matters.

Croft

Circuit Length = 2.1270 miles.

Start: 14:43 End: 14:59

Clerk of Course	Timekeeper:
-----------------	-------------



# HSCC Historic Racing Saloons

## LAP CHART - RACE 3

Lap 1			Lap 2			Lap 3			Lap 4			Lap 5		
No	Behind	Laptime	No	Behind	Laptime	No	Behind	Laptime	No	Behind	Laptime	No	Behind	Laptime
69		1:51.981	69		1:45.030	69		1:46.060	69		1:46.441	69		1:45.662
54	0.546	1:52.527	54	0.724	1:45.208	54	0.230	1:45.566	54	0.496	1:46.707	54	0.238	1:45.404
57	0.938	1:52.919	57	0.964	1:45.056	57	0.647	1:45.743	57	0.738	1:46.532	57	0.536	1:45.460
26	1.745	1:53.726	26	3.330	1:46.615	26	4.651	1:47.381	26	5.826	1:47.616	26	8.158	1:47.994
41	3.155	1:55.136	41	6.761	1:48.636	41	7.511	1:46.810	41	8.517	1:47.447	77	12.571	1:49.512
77	3.492	1:55.473	85	7.322	1:48.440	77	7.825	1:46.398	77	8.721	1:47.337	85	13.351	1:49.543
85	3.912	1:55.893	77	7.487	1:49.025	85	9.091	1:47.829	85	9.470	1:46.820	41	13.904	1:51.049
31	4.419	1:56.400	31	8.009	1:48.620	82	14.069	1:50.608	82	17.453	1:49.825	82	21.950	1:50.159
82	5.255	1:57.236	82	9.521	1:49.296	97	17.299	1:48.339	97	19.024	1:48.166	97	23.671	1:50.309
52	8.990	2:00.971	97	15.020	1:49.516	7	22.648	1:52.951	52	27.445	1:51.115	52	34.152	1:52.369
7	9.080	2:01.061	7	15.757	1:51.707	52	22.771	1:52.678	7	30.086	1:53.879	7	37.478	1:53.054
97	10.534	2:02.515	52	16.153	1:52.193	29	28.060	1:53.285	29	34.832	1:53.213	81	43.888	1:54.115
29	11.722	2:03.703	29	20.835	1:54.143	81	29.048	1:52.680	81	35.435	1:52.828	94	44.600	1:54.717
94	12.500	2:04.481	81	22.428	1:54.241	94	29.989	1:53.497	94	35.545	1:51.997	87	45.069	1:51.113
81	13.217	2:05.198	94	22.552	1:55.082	95	33.311	1:52.788	95	38.364	1:51.494	95	59.886	2:07.184
87	14.681	2:06.662	95	26.583	1:54.612	87	35.573	1:50.635	87	39.618	1:50.486	50	1:05.018	1:54.673
95	17.001	2:08.982	78	27.516	1:55.419	50	45.669	1:56.214	50	56.007	1:56.779	96	1:19.570	2:00.445
78	17.127	2:09.108	87	30.998	2:01.347	96	52.249	1:59.434	96	1:04.787	1:58.979			
84	20.578	2:12.559	50	35.515	1:56.998	78	1:04.031	2:22.575P						
96	22.604	2:14.585	96	38.875	2:01.301									
50	23.547	2:15.528	84	44.540	2:08.992P									

# HSCC Historic Racing Saloons


## LAP CHART - RACE 3

(contd.)

Lap 6			Lap 7			Lap 8			Lap 9			Lap 10		
No	Behind	Laptime	No	Behind	Laptime	No	Behind	Laptime	No	Behind	Laptime	No	Behind	Laptime
54		1:45.584	54		1:46.730	54		1:46.312	54		1:44.869			
69	0.043	1:45.865	69	0.574	1:47.261	57	2.242	1:46.586	57	2.921	1:45.548			
57	1.403	1:46.689	57	1.968	1:47.295	69	2.383	1:48.121	69	3.634	1:46.120			
26	11.392	1:49.056	26	14.353	1:49.691	96	1 LAP	1:59.838	96	1 LAP	2:02.593			
85	15.619	1:48.090	85	17.804	1:48.915	41	19.501	1:47.634	41	23.370	1:48.738			
41	16.371	1:48.289	41	18.179	1:48.538	85	20.866	1:49.374	85	23.847	1:47.850			
82	26.768	1:50.640	97	32.903	1:52.606	26	28.056	2:00.015P	82	39.748	1:48.459			
97	27.027	1:49.178	82	33.251	1:53.213	97	35.473	1:48.882	97	40.039	1:49.435			
77	41.915	2:15.166	7	59.207	1:57.971	82	36.158	1:49.219	7	1:21.573	1:57.604			
7	47.966	1:56.310	94	1:00.315	1:54.437	7	1:08.838	1:55.943	94	1:22.680	1:57.563			
81	52.257	1:54.191	81	1:00.946	1:55.419	94	1:09.986	1:55.983	81	1:23.949	1:58.527			
94	52.608	1:53.830	77	1:04.009	2:08.824	81	1:10.291	1:55.657	50	1:39.151	1:54.546			
87	53.051	1:53.804	87	1:13.267	2:06.946	77	1:25.962	2:08.265	95	1:42.952	1:58.417			
95	1:11.350	1:57.286	95	1:20.010	1:55.390	95	1:29.404	1:55.706	87	1:44.969	1:51.561			
50	1:14.163	1:54.967	50	1:21.320	1:53.887	50	1:29.474	1:54.466	77	1:51.903	2:10.810			
96	1:35.866	2:02.118				87	1:38.277	2:11.322						

# HSCC Historic Racing Saloons

## GRID - RACE 11

ROW 11	84	PHILLIPS		
ROW 10	78	FLYNN	31	ELY
ROW 9	52	ERGIS	29	WAGSTAFF
ROW 8	96	BROOK	26	PRENTICE
ROW 7	87	BENOY	77	EBDON
ROW 6	50	READ/READ	95	HAZELWOOD
ROW 5	94	PLATTS	81	GLAISTER
ROW 4	97	HANNA	7	PEARSON
ROW 3	85	GODFREY	82	LONG
ROW 2	69	BULLEN	41	FIELDING
ROW 1	54	WOOD	57	GOMM
POLE				
				

Weather / Track : Cloudy / Dry

These results are provisional until the conclusion of any judicial and technical matters.

Croft  
Circuit Length = 2.1270 miles.  
Start: 14:43 End: 14:59

Clerk of Course		Timekeeper:
-----------------	--	-------------

# HSCC Historic Racing Saloons

## COMBINED RACE RESULT

POS	NO	CL	DRIVER	NAT	CAR	TIME	LAPS	GAP	MPH	BEST
1	85	D	Roger GODFREY		Austin Cooper S	37:10.306	19		65.23	1:46.820
2	54	C	Neil WOOD		Ford Anglia 105E	37:26.812	19	16.506	64.75	1:44.869
3	69	C	Bob BULLEN		Ford Anglia 105E	37:40.598	19	30.292	64.35	1:45.030
4	82	D	Barry LONG		Austin Mini Cooper S	38:07.284	19	56.978	63.60	1:48.459
5	77	D	Roger EBDON		Morris Mini Cooper	38:37.862	19	1:27.556	62.76	1:46.398
6	57	C	Jonathan GOMM		Ford Lotus Cortina	38:41.140	19	1:30.834	62.67	1:45.056
7	41	C	Tony FIELDING		Ford Anglia 105E	38:47.377	19	1:37.071	62.51	1:46.810
8	97	E	Mike HANNA		Hillman Imp	39:23.975	19	2:13.669	61.54	1:48.166
9	94	E	Steve PLATTS		Singer Chamois	39:57.925	19	2:47.619	60.67	1:51.997
10	7	A	Tony PEARSON		Jaguar S-Type	40:01.458	19	2:51.152	60.58	1:51.707
11	50	C	READ/READ		Ford Anglia 105E	40:19.727	19	3:09.421	60.12	1:53.887
12	87	E	Simon BENOY		Sunbeam Imp	40:27.415	19	3:17.109	59.93	1:50.486
13	81	D	Chris GLAISTER		Ford Anglia 100E	40:30.336	19	3:20.030	59.86	1:52.680
14	26	K1	Jim PRENTICE		Ford Mustang	36:49.844	18	1 LAP	62.37	1:46.615
15	95	E	Shaun HAZELWOOD		Hillman Imp	39:14.078	18	1 LAP	58.54	1:51.494
16	96	E	Timothy BROOK		Austin Mini Cooper	37:21.543	17	2 LAPS	58.07	1:58.979

### NOT CLASSIFIED

78	D	Colin FLYNN	Morris Cooper S	29:06.706	13	N.C.F.	56.98	1:55.419
52	C	Peter ERGIS	Ford Cortina GT	29:42.637	13	D.N.F.	55.84	1:51.115
84	K4	Roger PHILLIPS	Austin Mini Cooper	26:11.744	12	N.C.F.	58.46	2:06.350
29	B	Jon WAGSTAFF	Alfa Romeo Guilina Ti	28:56.613	12	N.C.F.	52.91	1:53.213
31	A	Les ELY	BMW 2000	3:45.020	2	D.N.F.	68.05	1:48.620

### FASTEST LAP

54	C	Neil WOOD	Ford Anglia 105E	1:44.869	9	73.01mph	117.50kph
77	D	Roger EBDON	Morris Mini Cooper	1:46.398	3	71.96mph	115.82kph
26	K1	Jim PRENTICE	Ford Mustang	1:46.615	2	71.82mph	115.58kph
97	E	Mike HANNA	Hillman Imp	1:48.166	4	70.79mph	113.92kph
31	A	Les ELY	BMW 2000	1:48.620	2	70.49mph	113.45kph
29	B	Jon WAGSTAFF	Alfa Romeo Guilina Ti	1:53.213	4	67.63mph	108.84kph
84	K4	Roger PHILLIPS	Austin Mini Cooper	2:06.350	7	60.60mph	97.53kph

Weather / Track : Raining / Wet

These results are provisional until the conclusion of any judicial and technical matters.

Croft

Circuit Length = 2.1270 miles.

Start: 14:14 End: 14:35

Clerk of Course	Timekeeper:
-----------------	-------------