



HISTORIC RACE MEETING

Croft Circuit

21st May 2005



Results Provided by MST Sports Timing Ltd
www.msttiming.com

Historic Road Sports Championship

QUALIFYING - RACE 1

POS	NO	CL	DRIVER	NAT	CAR	TIME	LAPS	GAP	MPH
1	15	B	Mike EAGLES		Milano GT Mk1	1:41.674	11		75.31
2	69	C	Andy SHEPHERD		Lotus Seven Series II	1:41.824	2	0.150	75.20
3	27	B	Chris BURBURY		Triumph TR5	1:43.122	11	1.448	74.25
4	54	C	Martin HALLIDAY		Lotus Seven	1:43.915	11	2.241	73.68
5	60	C	Tom HARRIS		Lotus Elan	1:44.882	11	3.208	73.00
6	71	E	Dick COFFEY		Turner Mk1	1:46.435	11	4.761	71.94
7	1	D	Robert BARRIE		Porsche 911	1:47.566	11	5.892	71.18
8	24	F	Trevor GROOM		Jaguar XK140	1:49.362	11	7.688	70.01
9	31	B	James OWEN		Triumph TR5	1:50.203	10	8.529	69.48
10	63	B	Colin SHARP		Triumph TR4A	1:51.203	6	9.529	68.85
11	51	E	Mark WILSON		Ginetta G15	1:52.326	11	10.652	68.16
12	83	B	David KIRBY		Triumph TR6	1:52.881	11	11.207	67.83
13	45	D	Matthew NEWMAN		Alfa Romeo Giulia GTV	1:56.960	8	15.286	65.46
14	30	F	Tim BURRETT		Lancia Aurelia B20	2:01.048	10	19.374	63.25
15	76	Inv	David ERWIN		Alfa Romeo 2000GTV	2:01.907	10	20.233	62.81
16	85	E	John BENNETT		Alfa Romeo Giulietta Sprint Vel	2:03.452	9	21.778	62.02
17	17	F	Chris GAWNE		Lancia Aurelia B20 GT	2:07.053	10	25.379	60.26

Weather / Track : Sunny / Dry

These results are provisional until the conclusion of any judicial and technical matters.

Croft

Circuit Length = 2.1270 miles.

Start: 09:30 End: 09:50

Clerk of Course:	Stewards:	Timekeeper:
------------------	-----------	-------------

Historic Road Sports Championship QUALIFYING - LAP ANALYSIS

1	Robert BARRIE	Porsche 911
1 - 3:24.655	6 - 1:51.863	11 - 1:48.504
2 - 1:56.758	7 - 1:50.602	
3 - 1:59.556	8 - 1:50.114	
4 - 1:52.652	9 - 1:47.566	
5 - 1:49.950	10 - 1:48.165	
15	Mike EAGLES	Milano GT Mk1
1 - 3:12.905	6 - 1:46.368	11 - 1:43.547
2 - 2:10.347	7 - 1:45.177	
3 - 2:01.169	8 - 1:46.506	
4 - 1:48.818	9 - 1:42.698	
5 - 1:47.028	10 - 1:41.674	
17	Chris GAWNE	Lancia Aurelia B20 GT
1 - 3:49.936	6 - 2:07.638	
2 - 2:14.797	7 - 2:07.237	
3 - 2:07.851	8 - 2:08.966	
4 - 2:07.053	9 - 2:09.546	
5 - 2:09.659	10 - 2:09.649	
24	Trevor GROOM	Jaguar XK140
1 - 3:52.190	6 - 1:49.430	11 - 1:52.462
2 - 1:59.307	7 - 1:49.532	
3 - 1:51.678	8 - 1:50.554	
4 - 1:53.552	9 - 1:54.780	
5 - 1:49.362	10 - 1:53.429	
27	Chris BURBURY	Triumph TR5
1 - 3:22.035	6 - 1:46.127	11 - 1:43.687
2 - 1:48.438	7 - 1:44.315	
3 - 1:44.382	8 - 1:43.122	
4 - 1:43.660	9 - 1:43.474	
5 - 1:44.104	10 - 1:43.593	
30	Tim BURRETT	Lancia Aurelia B20
1 - 3:51.045	6 - 2:03.045	
2 - 2:09.740	7 - 2:02.174	
3 - 2:06.812	8 - 2:01.411	
4 - 2:02.609	9 - 2:01.048	
5 - 2:03.507	10 - 2:01.690	
31	James OWEN	Triumph TR5
1 - 4:04.801	6 - 1:52.837	
2 - 2:08.866	7 - 1:52.818	
3 - 2:01.664	8 - 1:51.680	
4 - 1:58.084	9 - 1:50.203	
5 - 1:54.662	10 - 1:51.186	

Historic Road Sports Championship QUALIFYING - LAP ANALYSIS

(contd.)

45	Matthew NEWMAN	Alfa Romeo Giulia GTV
1 - 4:03.445	6 - 1:57.065	
2 - 2:33.909P	7 - 2:00.185	
3 - 2:25.945	8 - 1:56.960	
4 - 2:01.130		
5 - 1:58.778		
51	Mark WILSON	Ginetta G15
1 - 3:36.124	6 - 1:56.322	11 - 1:57.487
2 - 2:10.223	7 - 1:54.258	
3 - 1:58.576	8 - 1:53.982	
4 - 1:56.774	9 - 1:52.326	
5 - 1:54.970	10 - 1:54.475	
54	Martin HALLIDAY	Lotus Seven
1 - 3:24.700	6 - 1:46.461	11 - 1:43.915
2 - 2:01.348	7 - 1:46.163	
3 - 1:52.406	8 - 1:47.856	
4 - 1:47.312	9 - 1:45.170	
5 - 1:47.384	10 - 1:44.568	
60	Tom HARRIS	Lotus Elan
1 - 3:17.395	6 - 1:46.746	11 - 1:45.939
2 - 1:58.106	7 - 1:47.300	
3 - 1:49.236	8 - 1:44.882	
4 - 1:45.998	9 - 1:47.199	
5 - 1:46.601	10 - 1:47.647	
63	Colin SHARP	Triumph TR4A
1 - 3:51.201	6 - 2:18.561P	
2 - 2:02.353		
3 - 1:52.671		
4 - 1:52.119		
5 - 1:51.203		
69	Andy SHEPHERD	Lotus Seven Series II
1 - 2:59.351		
2 - 1:41.824		
71	Dick COFFEY	Turner Mk1
1 - 3:49.299	6 - 1:48.788	11 - 1:47.141
2 - 2:01.766	7 - 1:47.356	
3 - 1:54.236	8 - 1:49.783	
4 - 1:52.470	9 - 1:48.641	
5 - 1:53.010	10 - 1:46.435	

Historic Road Sports Championship


QUALIFYING - LAP ANALYSIS

(contd.)

76	David ERWIN	Alfa Romeo 2000GTV		
1 -	3:35.756	6 -	2:06.772	
2 -	2:10.457	7 -	2:08.736	
3 -	2:10.368	8 -	2:06.065	
4 -	2:05.315	9 -	2:01.907	
5 -	2:05.791	10 -	2:02.204	
83	David KIRBY	Triumph TR6		
1 -	3:37.329	6 -	1:57.441	11 - 1:55.495
2 -	2:03.752	7 -	1:54.289	
3 -	1:58.862	8 -	1:53.266	
4 -	1:56.556	9 -	1:52.881	
5 -	1:57.187	10 -	1:53.266	
85	John BENNETT	Alfa Romeo Giulietta Sprint Vel		
1 -	4:06.990	6 -	2:04.635	
2 -	2:11.096	7 -	2:06.499	
3 -	2:06.017	8 -	2:03.452	
4 -	2:17.556	9 -	2:05.798	
5 -	2:09.074			

Historic Road Sports Championship

GRID - RACE 1

ROW 9	2:07.053	17	GAWNE	
ROW 8	2:01.907	76	ERWIN	2:03.452 85 BENNETT
ROW 7	1:56.960	45	NEWMAN	2:01.048 30 BURRETT
ROW 6	1:52.326	51	WILSON	1:52.881 83 KIRBY
ROW 5	1:50.203	31	OWEN	1:51.203 63 SHARP
ROW 4	1:47.566	1	BARRIE	1:49.362 24 GROOM
ROW 3	1:44.882	60	HARRIS	1:46.435 71 COFFEY
ROW 2	1:43.122	27	BURBURY	1:43.915 54 HALLIDAY
ROW 1	1:41.674	15	EAGLES	1:41.824 69 SHEPHERD
POLE				
				

Weather / Track : Sunny / Dry
 These results are provisional until the conclusion of any judicial and technical matters.

Croft
 Circuit Length = 2.1270 miles.
 Start: 09:30 End: 09:50

Clerk of Course:	Stewards:	Timekeeper:
------------------	-----------	-------------

Historic Road Sports Championship

RACE CLASSIFICATION - RACE 1

POS	NO	CL	DRIVER	NAT	CAR	TIME	LAPS	GAP	MPH	BEST
1	27	B	Chris BURBURY		Triumph TR5	21:06.870	12		72.53	1:43.700
2	60	C	Tom HARRIS		Lotus Elan	21:19.704	12	12.834	71.80	1:44.530
3	1	D	Robert BARRIE		Porsche 911	21:21.291	12	14.421	71.71	1:45.186
4	54	C	Martin HALLIDAY		Lotus Seven	21:26.890	12	20.020	71.40	1:42.664
5	24	F	Trevor GROOM		Jaguar XK140	22:04.066	12	57.196	69.39	1:48.069
6	71	E	Dick COFFEY		Turner Mk1	22:06.594	12	59.724	69.26	1:47.076
7	31	B	James OWEN		Triumph TR5	22:37.061	12	1:30.191	67.71	1:50.143
8	15	B	Mike EAGLES		Milano GT Mk1	22:44.563	12	1:37.693	67.33	1:43.125
9	83	B	David KIRBY		Triumph TR6	22:53.566	12	1:46.696	66.89	1:51.711
10	51	E	Mark WILSON		Ginetta G15	21:07.180	11	1 LAP	66.47	1:53.179
11	30	F	Tim BURRETT		Lancia Aurelia B20	22:11.335	11	1 LAP	63.26	1:58.800
12	45	D	Matthew NEWMAN		Alfa Romeo Giulia GTV	22:24.078	11	1 LAP	62.66	1:58.022
13	85	E	John BENNETT		Alfa Romeo Giulietta Sprint Vel	22:26.289	11	1 LAP	62.56	1:58.103
14	76	Inv	David ERWIN		Alfa Romeo 2000GTV	21:11.826	10	2 LAPS	60.20	2:01.800
15	17	F	Chris GAWNE		Lancia Aurelia B20 GT	21:35.583	10	2 LAPS	59.10	2:06.947

NOT CLASSIFIED

63	B	Colin SHARP		Triumph TR4A	15:29.658	8	D.N.F.	65.89	1:47.229
----	---	-------------	--	--------------	-----------	---	--------	-------	----------

FASTEST LAP

54	C	Martin HALLIDAY		Lotus Seven	1:42.664	11	74.58mph	120.03kph
15	B	Mike EAGLES		Milano GT Mk1	1:43.125	6	74.25mph	119.49kph
1	D	Robert BARRIE		Porsche 911	1:45.186	11	72.79mph	117.15kph
71	E	Dick COFFEY		Turner Mk1	1:47.076	7	71.51mph	115.08kph
24	F	Trevor GROOM		Jaguar XK140	1:48.069	3	70.85mph	114.02kph
76	Inv	David ERWIN		Alfa Romeo 2000GTV	2:01.800	9	62.86mph	101.17kph

Weather / Track : Sunny / Dry
 These results are provisional until the conclusion of any judicial and technical matters.

Croft
 Circuit Length = 2.1270 miles.
 Start: 14:03 End: 14:26

Clerk of Course:	Stewards:	Timekeeper:
------------------	-----------	-------------

Historic Road Sports Championship

RACE 1 - LAP CHART

Lap 1			Lap 2			Lap 3			Lap 4			Lap 5		
No	Behind	Laptime	No	Behind	Laptime	No	Behind	Laptime	No	Behind	Laptime	No	Behind	Laptime
15		1:51.944	15		1:46.725	15		1:45.434	15		1:45.455	27		1:44.266
54	0.329	1:52.273	54	0.266	1:46.662	54	0.384	1:45.552	27	1.106	1:44.709	1	3.259	1:46.024
27	1.599	1:53.543	1	1.473	1:46.503	27	1.852	1:45.508	1	2.607	1:45.392	60	4.114	1:45.040
1	1.695	1:53.639	27	1.778	1:46.904	1	2.670	1:46.631	60	4.446	1:44.748	15	9.085	1:54.457
24	3.286	1:55.230	60	4.588	1:47.261	60	5.153	1:45.999	24	12.200	1:49.671	24	16.499	1:49.671
60	4.052	1:55.996	24	5.349	1:48.788	24	7.984	1:48.069	63	12.902	1:47.229	54	17.316	1:44.574
63	8.044	1:59.988	63	9.198	1:47.879	63	11.128	1:47.364	54	18.114	2:03.185	63	17.540	1:50.010
31	8.436	2:00.380	31	12.499	1:50.788	31	19.277	1:52.212	31	28.354	1:54.532	31	33.669	1:50.687
83	12.879	2:04.823	83	19.497	1:53.343	71	26.682	1:51.451	71	29.008	1:47.781	71	33.940	1:50.304
51	13.310	2:05.254	71	20.665	1:47.959	83	29.111	1:55.048	83	38.830	1:55.174	83	46.972	1:53.514
71	19.431	2:11.375	51	20.668	1:54.083	51	30.138	1:54.904	51	39.825	1:55.142	51	48.195	1:53.742
30	19.601	2:11.545	30	33.412	2:00.536	30	47.886	1:59.908	30	1:01.985	1:59.554	30	1:15.413	1:58.800
45	23.285	2:15.229	45	37.011	2:00.451	45	50.829	1:59.252	45	1:04.089	1:58.715	45	1:17.502	1:58.785
85	24.529	2:16.473	85	39.149	2:01.345	85	54.483	2:00.768	85	1:11.641	2:02.613	85	1:27.400	2:01.131
17	28.658	2:20.602	17	49.375	2:07.442	17	1:10.888	2:06.947	17	1:32.476	2:07.043			
76	29.576	2:21.520	76	49.676	2:06.825	76	1:11.372	2:07.130	76	1:33.179	2:07.262			

Historic Road Sports Championship

RACE 1 - LAP CHART

(contd.)

Lap 6			Lap 7			Lap 8			Lap 9			Lap 10		
No	Behind	Laptime	No	Behind	Laptime	No	Behind	Laptime	No	Behind	Laptime	No	Behind	Laptime
27		1:46.397	27		1:43.819	27		1:45.677	27		1:43.956	27		1:43.700
1	3.179	1:46.317	1	4.819	1:45.459	45	1 LAP	2:00.394	1	7.356	1:46.188	1	9.820	1:46.164
60	4.178	1:46.461	60	5.917	1:45.558	1	5.124	1:45.982	60	9.808	1:47.160	60	10.884	1:44.776
15	5.813	1:43.125	15	7.012	1:45.018	60	6.604	1:46.364	15	10.323	1:45.982	54	20.016	1:43.646
17	1 LAP	2:09.388	54	18.769	1:44.412	15	8.297	1:46.962	30	1 LAP	2:00.379	30	1 LAP	2:00.558
76	1 LAP	2:09.396	24	29.545	1:53.333	85	1 LAP	2:02.403	54	20.070	1:47.259	45	1 LAP	2:04.184
54	18.176	1:47.257	17	1 LAP	2:08.501	54	16.767	1:43.675	45	1 LAP	2:07.469	24	45.751	1:50.335
24	20.031	1:49.929	76	1 LAP	2:08.252	24	33.351	1:49.483	85	1 LAP	2:01.198	85	1 LAP	2:01.079
63	20.845	1:49.702	63	36.132	1:59.106	71	44.426	1:49.802	24	39.116	1:49.721	71	51.728	1:47.095
71	37.044	1:49.501	71	40.301	1:47.076	31	50.893	1:52.268	71	48.333	1:47.863	15	57.796	2:31.173
31	37.978	1:50.706	31	44.302	1:50.143	76	1 LAP	2:03.280	31	58.299	1:51.362	31	1:06.872	1:52.273
83	53.947	1:53.372	83	1:04.338	1:54.210	17	1 LAP	2:07.774	76	1 LAP	2:02.075	83	1:28.511	1:51.711
51	56.472	1:54.674	51	1:06.779	1:54.126	83	1:12.262	1:53.601	83	1:20.500	1:52.194	76	1 LAP	2:01.800
30	1:28.156	1:59.140	30	1:44.872	2:00.535	51	1:14.281	1:53.179	17	1 LAP	2:07.693	51	1:35.030	1:54.715
45	1:29.127	1:58.022				63	1:18.835	2:28.380P	51	1:24.015	1:53.690			
85	1:41.790	2:00.787												

Historic Road Sports Championship

RACE 1 - LAP CHART

(contd.)

Lap 11			Lap 12			Lap 13			Lap 14			Lap 15		
No	Behind	Laptime	No	Behind	Laptime	No	Behind	Laptime	No	Behind	Laptime	No	Behind	Laptime
27		1:44.342	27		1:44.049									
17	2 LAPS	2:10.312	51	1 LAP	1:53.671									
1	10.664	1:45.186	76	2 LAPS	2:04.286									
60	11.072	1:44.530	60	12.834	1:45.811									
54	18.338	1:42.664	1	14.421	1:47.806									
30	1 LAP	2:00.053	54	20.020	1:45.731									
24	52.105	1:50.696	17	2 LAPS	2:09.881									
71	55.930	1:48.544	24	57.196	1:49.140									
45	1 LAP	2:03.292	71	59.724	1:47.843									
85	1 LAP	2:00.389	30	1 LAP	2:00.327									
15	1:19.574	2:06.120	45	1 LAP	1:58.285									
31	1:23.965	2:01.435	85	1 LAP	1:58.103									
83	1:38.171	1:54.002	31	1:30.191	1:50.275									
			15	1:37.693	2:02.168									
			83	1:46.696	1:52.574									

Legends Racing Historic Formula Ford Championship

QUALIFYING - RACE 2

POS	NO	CL	DRIVER	NAT	CAR	TIME	LAPS	GAP	MPH
1	7		John GOLDSMITH		Macon MR8B	1:33.842	11		81.59
2	42		Nigel BANCROFT		Crossle 20F	1:33.927	9	0.085	81.52
3	79		James MURRAY		Palliser WDF3	1:35.279	11	1.437	80.36
4	11		Westie MITCHELL		Merlyn MK20	1:35.862	11	2.020	79.87
5	57		David WILD		Lola T200	1:36.483	10	2.641	79.36
6	77		Chris SHARPLES		Palliser WDF1	1:36.763	10	2.921	79.13
7	2		Paul SLEEMAN		Jamun T2	1:36.790	3	2.948	79.11
8	96	N	Dean BOWER		Hawke DL2B	1:37.137	10	3.295	78.82
9	66		Gregory THORNTON		Titan MK 4	1:37.167	10	3.325	78.80
10	27		Dick DIXON		Lotus 61	1:37.317	9	3.475	78.68
11	21		Neil BOWMAN		Macon MR7B	1:37.781	9	3.939	78.31
12	48		Crispin SCHLAEFLI		Macon MR8	1:37.895	10	4.053	78.21
13	39		Michael RICHINGS		Alexis 15	1:39.069	10	5.227	77.29
14	82		Paul DRAYSON		Merlyn Mk20	1:40.167	9	6.325	76.44
15	75		Anthony GODDARD		Merlyn Mk20	1:40.807	9	6.965	75.95
16	71		Alan HICKS		Lotus 61	1:44.364	10	10.522	73.37
17	8		Roy MACGREGOR		Hawke 2B	1:53.962	3	20.120	67.19

Weather / Track : Sunny / Dry

These results are provisional until the conclusion of any judicial and technical matters.

Croft

Circuit Length = 2.1270 miles.

Start: 09:56 End: 10:19

Clerk of Course:	Stewards:	Timekeeper:
------------------	-----------	-------------

Legends Racing Historic Formula Ford Championship

QUALIFYING - LAP ANALYSIS

2	Paul SLEEMAN	Jamun T2
1 - 5:20.763 2 - 1:40.855 3 - 1:36.790		
7	John GOLDSMITH	Macon MR8B
1 - 4:54.984 6 - 1:34.090 11 - 1:34.005 2 - 1:38.130 7 - 1:33.913 3 - 1:36.262 8 - 1:39.007 4 - 1:35.605 9 - 1:33.842 5 - 6:39.472 10 - 1:34.869		
8	Roy MACGREGOR	Hawke 2B
1 - 5:36.501 2 - 1:55.381 3 - 1:53.962		
11	Westie MITCHELL	Merlyn MK20
1 - 5:05.823 6 - 1:37.509 11 - 1:36.050 2 - 1:41.723 7 - 1:36.636 3 - 1:41.259 8 - 1:36.333 4 - 1:38.907 9 - 1:36.507 5 - 6:22.476 10 - 1:35.862		
21	Neil BOWMAN	Macon MR7B
1 - 5:22.069 6 - 1:41.387 2 - 1:46.170 7 - 1:40.188 3 - 1:41.640 8 - 1:39.440 4 - 8:09.987 9 - 1:37.781 5 - 1:42.540		
27	Dick DIXON	Lotus 61
1 - 5:28.450 6 - 1:37.949 2 - 1:51.979 7 - 1:43.659 3 - 1:48.899 8 - 1:38.023 4 - 7:59.019 9 - 1:37.317 5 - 1:37.826		
39	Michael RICHINGS	Alexis 15
1 - 5:19.091 6 - 1:45.721 2 - 1:47.485 7 - 1:42.362 3 - 1:48.014 8 - 1:40.063 4 - 1:41.510 9 - 1:39.813 5 - 6:19.376 10 - 1:39.069		

Legends Racing Historic Formula Ford Championship

QUALIFYING - LAP ANALYSIS

(contd.)

42	Nigel BANCROFT	Crossle 20F
1 -	4:56.640	6 - 1:34.323
2 -	1:39.200	7 - 1:33.927
3 -	1:36.814	8 - 1:35.089
4 -	1:36.074	9 - 1:34.467
5 -	6:38.264	
48	Crispin SCHLAEFLI	Macon MR8
1 -	5:05.378	6 - 1:42.897
2 -	1:45.499	7 - 1:39.853
3 -	1:42.315	8 - 1:39.220
4 -	1:41.305	9 - 1:39.100
5 -	6:21.066	10 - 1:37.895
57	David WILD	Lola T200
1 -	5:31.299	6 - 1:46.642
2 -	1:40.476	7 - 1:36.488
3 -	1:38.480	8 - 1:39.144
4 -	1:39.095	9 - 1:37.793
5 -	6:06.535	10 - 1:36.483
66	Gregory THORNTON	Titan MK 4
1 -	5:28.918	6 - 1:38.694
2 -	1:44.074	7 - 1:38.123
3 -	1:40.869	8 - 1:39.055
4 -	1:41.544	9 - 1:37.791
5 -	6:19.283	10 - 1:37.167
71	Alan HICKS	Lotus 61
1 -	5:02.463	6 - 1:46.508
2 -	1:50.681	7 - 1:45.322
3 -	1:46.788	8 - 1:44.364
4 -	1:48.838	9 - 1:45.706
5 -	6:16.226	10 - 1:44.988
75	Anthony GODDARD	Merlyn Mk20
1 -	5:30.977	6 - 1:43.896
2 -	1:47.627	7 - 1:40.807
3 -	1:41.314	8 - 1:41.287
4 -	7:59.172	9 - 1:42.418
5 -	1:43.203	
77	Chris SHARPLES	Palliser WDF1
1 -	5:32.089	6 - 1:38.099
2 -	1:43.514	7 - 1:38.485
3 -	1:41.245	8 - 1:38.839
4 -	1:40.173	9 - 1:37.651
5 -	6:18.871	10 - 1:36.763

Legends Racing Historic Formula Ford Championship


QUALIFYING - LAP ANALYSIS

(contd.)

79	James MURRAY	Palliser WDF3
1 - 5:19.921	6 - 1:37.113	11 - 1:35.487
2 - 1:45.343	7 - 1:35.540	
3 - 1:37.001	8 - 1:35.279	
4 - 1:39.079	9 - 1:35.280	
5 - 6:14.124	10 - 1:35.282	
82	Paul DRAYSON	Merlyn Mk20
1 - 5:37.560	6 - 1:42.945	
2 - 1:56.093	7 - 1:40.167	
3 - 1:53.509	8 - 1:42.458	
4 - 7:06.904	9 - 1:41.381	
5 - 1:43.914		
96	Dean BOWER	Hawke DL2B
1 - 5:19.665	6 - 1:40.365	
2 - 1:48.454	7 - 1:39.153	
3 - 1:44.680	8 - 1:37.934	
4 - 1:42.028	9 - 1:37.412	
5 - 6:09.046	10 - 1:37.137	

Legends Racing Historic Formula Ford Championship

GRID - RACE 2

ROW 9	1:53.962 8 MACGREGOR	
ROW 8	1:40.807 75 GODDARD	1:44.364 71 HICKS
ROW 7	1:39.069 39 RICHINGS	1:40.167 82 DRAYSON
ROW 6	1:37.781 21 BOWMAN	1:37.895 48 SCHLAEFLI
ROW 5	1:37.167 66 THORNTON	1:37.317 27 DIXON
ROW 4	1:36.790 2 SLEEMAN	1:37.137 96 BOWER
ROW 3	1:36.483 57 WILD	1:36.763 77 SHARPLES
ROW 2	1:35.279 79 MURRAY	1:35.862 11 MITCHELL
ROW 1	1:33.842 7 GOLDSMITH	1:33.927 42 BANCROFT
POLE		
		


Weather / Track : Sunny / Dry
These results are provisional until the conclusion of any judicial and technical matters.

Croft
 Circuit Length = 2.1270 miles.
 Start: 09:56 End: 10:19

Clerk of Course:	Stewards:	Timekeeper:
------------------	-----------	-------------

Legends Racing Historic Formula Ford Championship

GRID - RACE 2 - AMENDED

ROW 8	1:44.364 71 HICKS	1:53.962 8 MACGREGOR
ROW 7	1:40.167 82 DRAYSON	1:40.807 75 GODDARD
ROW 6	1:37.895 48 SCHLAEFLI	1:39.069 39 RICHINGS
ROW 5	1:37.317 27 DIXON	1:37.781 21 BOWMAN
ROW 4	1:37.137 96 BOWER	1:37.167 66 THORNTON
ROW 3	1:36.483 57 WILD	1:36.763 77 SHARPLES
ROW 2	1:35.279 79 MURRAY	1:35.862 11 MITCHELL
ROW 1	1:33.842 7 GOLDSMITH	1:33.927 42 BANCROFT
POLE		
		

Weather / Track : Sunny / Dry
These results are provisional until the conclusion of any judicial and technical matters.

Croft
 Circuit Length = 2.1270 miles.
 Start: 09:56 End: 10:19

Clerk of Course:	Stewards:	Timekeeper:
------------------	-----------	-------------

Legends Racing Historic Formula Ford Championship

RACE CLASSIFICATION - RACE 2

POS	NO	CL	DRIVER	NAT	CAR	TIME	LAPS	GAP	MPH	BEST
1	42		Nigel BANCROFT		Crossle 20F	20:29.469	13		80.96	1:32.590
2	7		John GOLDSMITH		Macon MR8B	20:30.205	13	0.736	80.91	1:32.913
3	11		Westie MITCHELL		Merlyn MK20	20:44.978	13	15.509	79.95	1:34.472
4	79		James MURRAY		Palliser WDF3	20:46.363	13	16.894	79.86	1:34.450
5	77		Chris SHARPLES		Palliser WDF1	20:51.505	13	22.036	79.53	1:34.063
6	57		David WILD		Lola T200	20:59.238	13	29.769	79.05	1:35.019
7	82		Paul DRAYSON		Merlyn Mk20	21:05.086	13	35.617	78.68	1:35.230
8	96	N	Dean BOWER		Hawke DL2B	21:14.367	13	44.898	78.11	1:33.323
9	27		Dick DIXON		Lotus 61	21:16.876	13	47.407	77.95	1:35.788
10	66		Gregory THORNTON		Titan MK 4	21:17.180	13	47.711	77.94	1:35.762
11	39		Michael RICHINGS		Alexis 15	21:34.451	13	1:04.982	76.90	1:37.102
12	48		Crispin SCHLAEFLI		Macon MR8	21:35.506	13	1:06.037	76.83	1:37.416
13	71		Alan HICKS		Lotus 61	21:26.544	12	1 LAP	71.42	1:43.079
14	8		Roy MACGREGOR		Hawke 2B	21:59.872	12	1 LAP	69.61	1:46.119
NOT CLASSIFIED										
75			Anthony GODDARD		Merlyn Mk20	7:01.848	4	D.N.F.	72.60	1:42.446
FASTEST LAP										
42			Nigel BANCROFT		Crossle 20F	1:32.590	13	82.70mph		133.09kph
96	N		Dean BOWER		Hawke DL2B	1:33.323	5	82.05mph		132.04kph

Weather / Track : Sunny / Dry
 These results are provisional until the conclusion of any judicial and technical matters.

Croft
 Circuit Length = 2.1270 miles.
 Start: 14:34 End: 14:56

Clerk of Course:	Stewards:	Timekeeper:
------------------	-----------	-------------

Legends Racing Historic Formula Ford Championship

RACE 2 - LAP CHART

Lap 1			Lap 2			Lap 3			Lap 4			Lap 5		
No	Behind	Laptime	No	Behind	Laptime	No	Behind	Laptime	No	Behind	Laptime	No	Behind	Laptime
7		1:40.751	7		1:34.169	7		1:34.405	7		1:35.939	42		1:33.205
42	0.522	1:41.273	42	0.576	1:34.223	42	0.402	1:34.231	42	0.798	1:36.335	7	0.514	1:34.517
79	1.951	1:42.702	79	4.392	1:36.610	79	6.134	1:36.147	79	5.814	1:35.619	11	7.385	1:35.019
11	3.051	1:43.802	11	5.493	1:36.611	11	6.982	1:35.894	11	6.369	1:35.326	79	7.834	1:36.023
77	3.833	1:44.584	77	5.716	1:36.052	77	7.541	1:36.230	77	7.052	1:35.450	77	8.540	1:35.491
57	4.045	1:44.796	57	6.519	1:36.643	57	8.255	1:36.141	57	7.614	1:35.298	57	8.832	1:35.221
96	5.522	1:46.273	96	9.650	1:38.297	66	12.899	1:37.316	82	13.881	1:35.725	82	16.105	1:36.227
66	6.004	1:46.755	66	9.988	1:38.153	27	14.034	1:37.651	27	14.836	1:36.741	96	18.156	1:33.323
27	6.406	1:47.157	27	10.788	1:38.551	96	14.134	1:38.889	96	18.836	1:40.641	27	17.266	1:36.433
39	8.399	1:49.150	82	11.870	1:36.780	82	14.095	1:36.630	39	19.062	1:38.258	39	25.049	1:39.990
82	9.259	1:50.010	39	12.995	1:38.765	39	16.743	1:38.153	48	20.159	1:38.372	66	25.472	1:38.661
48	9.611	1:50.362	48	14.041	1:38.599	48	17.726	1:38.090	66	20.814	1:43.854	48	25.909	1:39.753
75	12.362	1:53.113	75	20.639	1:42.446	75	28.950	1:42.716	75	36.584	1:43.573	71	1:05.270	1:48.106
71	15.690	1:56.441	71	26.461	1:44.940	71	38.950	1:46.894	71	51.167	1:48.156	8	1:21.044	1:49.373
8	19.013	1:59.764	8	34.901	1:50.057	8	51.011	1:50.515	8	1:05.674	1:50.602			

Legends Racing Historic Formula Ford Championship

RACE 2 - LAP CHART

(contd.)

Lap 6			Lap 7			Lap 8			Lap 9			Lap 10		
No	Behind	Laptime	No	Behind	Laptime	No	Behind	Laptime	No	Behind	Laptime	No	Behind	Laptime
42		1:34.559	42		1:34.530	42		1:33.608	42		1:33.778	42		1:33.192
7	0.256	1:34.301	7	0.669	1:34.943	7	0.512	1:33.451	7	0.216	1:33.482	7	0.176	1:33.152
11	7.298	1:34.472	8	1 LAP	1:49.055	11	9.173	1:35.112	71	1 LAP	1:47.562	11	11.662	1:34.806
79	7.850	1:34.575	11	7.669	1:34.901	79	10.022	1:35.164	11	10.048	1:34.653	79	12.056	1:34.554
77	9.185	1:35.204	79	8.466	1:35.146	77	10.572	1:34.714	79	10.694	1:34.450	77	13.435	1:34.362
57	9.292	1:35.019	77	9.466	1:34.811	57	12.363	1:36.159	77	12.265	1:35.471	57	18.045	1:37.311
82	18.483	1:36.937	57	9.812	1:35.050	8	1 LAP	1:52.698	57	13.926	1:35.341	71	1 LAP	1:47.116
27	19.571	1:36.864	82	20.655	1:36.702	96	24.455	1:35.453	82	25.356	1:35.798	82	28.521	1:36.357
96	20.982	1:37.385	96	22.610	1:36.158	82	23.336	1:36.289	96	27.362	1:36.685	96	29.923	1:35.753
66	28.458	1:37.545	27	27.641	1:42.600	27	32.281	1:38.248	66	36.023	1:37.066	66	38.997	1:36.166
39	30.729	1:40.239	66	30.581	1:36.653	66	32.735	1:35.762	27	36.335	1:37.832	27	39.412	1:36.269
48	31.942	1:40.592	39	35.601	1:39.402	39	42.225	1:40.232	8	1 LAP	1:51.133	8	1 LAP	1:46.408
71	1:15.571	1:44.860	48	36.172	1:38.760	48	43.234	1:40.670	48	48.212	1:38.756	48	52.436	1:37.416
			71	1:25.606	1:44.565				39	48.592	1:40.145	39	53.525	1:38.125

Legends Racing Historic Formula Ford Championship

RACE 2 - LAP CHART

(contd.)

Lap 11			Lap 12			Lap 13			Lap 14			Lap 15		
No	Behind	Laptime	No	Behind	Laptime	No	Behind	Laptime	No	Behind	Laptime	No	Behind	Laptime
7		1:34.258	42		1:33.077	42		1:32.590						
42	0.434	1:34.868	7	0.413	1:33.924	7	0.736	1:32.913						
11	11.936	1:34.708	11	13.036	1:34.611	11	15.509	1:35.063						
79	12.518	1:34.896	79	13.756	1:34.749	79	16.894	1:35.728						
77	13.064	1:34.063	77	14.131	1:34.578	77	22.036	1:40.495						
57	20.322	1:36.711	57	23.568	1:36.757	57	29.769	1:38.791						
71	1 LAP	1:43.079	82	32.088	1:36.282	82	35.617	1:36.119						
82	29.317	1:35.230	96	40.352	1:42.344	96	44.898	1:37.136						
96	31.519	1:36.030	71	1 LAP	1:46.595	27	47.407	1:35.788						
27	41.085	1:36.107	27	44.209	1:36.635	66	47.711	1:35.769						
66	41.819	1:37.256	66	44.532	1:36.224	71	1 LAP	1:48.230						
48	55.984	1:37.982	39	59.955	1:37.273	39	1:04.982	1:37.617						
39	56.193	1:37.102	48	1:01.163	1:38.690	48	1:06.037	1:37.464						
8	1 LAP	1:47.021	8	1 LAP	1:47.127	8	1 LAP	1:46.119						

70s Road Sports for the Wesprey Castings Trophy QUALIFYING - RACE 3

POS	NO	CL	DRIVER	NAT	CAR	TIME	LAPS	GAP	MPH
1	43	C	Howard BENTHAM		Lotus Elan	1:42.657	12		74.59
2	9	B	Julian BARTER		TVR 3000M	1:44.209	11	1.552	73.47
3	44	C	Alan HARPER		Lotus Elan S4	1:44.348	11	1.691	73.38
4	3	A	Paul CONWAY		Morgan +8	1:46.765	11	4.108	71.72
5	26	B	Paul STAFFORD		Datsun 240Z	1:46.972	10	4.315	71.58
6	20	D2	John HILLON		Porsche 924	1:48.357	10	5.700	70.66
7	51	B	Julian GAMMAGE		Triumph TR6	1:49.040	11	6.383	70.22
8	57	D2	Mark OLDFIELD		Alfa Romeo Alfetta GTV	1:49.208	11	6.551	70.11
9	72	D1	John THOMASON		Triumph Spitfire 1500	1:49.255	11	6.598	70.08
10	98	Inv	Bob TROTTER		Ford Escort RS2000	1:49.793	11	7.136	69.74
11	61	D2	Luke CLARK-BAGNALL		Triumph GT6 Mk3	1:50.946	9	8.289	69.01
12	50	D2	Matthew HAMMOND		Triumph TR7	1:51.882	11	9.225	68.44
13	63	D1	Jeremy ANSTEAD		Fiat X19	1:57.109	10	14.452	65.38
14	10	D1	Nigel ASHLEY		Alfa Romeo GT Junior	1:58.224	10	15.567	64.76
15	76	D2	David ERWIN		Alfa Romeo 2000 GTV	1:58.990	9	16.333	64.35
16	74	C	Steven MARTIN		Lotus Esprit	2:01.710	10	19.053	62.91
17	49	D2	Andrew GAMMAGE		Triumph GT6	2:07.531	6	24.874	60.04
18	81	D2	John DOBSON		Alfa Romeo 2000 GTV	2:10.605	7	27.948	58.62

Weather / Track : Sunny / Dry
 These results are provisional until the conclusion of any judicial and technical matters.

Croft
 Circuit Length = 2.1270 miles.
 Start: 10:22 End: 10:43

Clerk of Course:	Stewards:	Timekeeper:
------------------	-----------	-------------

70s Road Sports for the Wesprey Castings Trophy QUALIFYING - LAP ANALYSIS

3	Paul CONWAY	Morgan +8
1 - 4:57.623	6 - 1:54.098	11 - 1:46.765
2 - 1:54.417	7 - 1:47.040	
3 - 1:52.379	8 - 1:47.120	
4 - 1:47.333	9 - 1:48.188	
5 - 1:53.598	10 - 1:48.098	
9	Julian BARTER	TVR 3000M
1 - 5:17.869	6 - 1:46.657	11 - 1:45.707
2 - 1:52.190	7 - 1:44.649	
3 - 1:47.446	8 - 1:44.253	
4 - 1:45.489	9 - 1:44.243	
5 - 1:51.066	10 - 1:44.209	
10	Nigel ASHLEY	Alfa Romeo GT Junior
1 - 5:31.797	6 - 1:58.563	
2 - 2:06.782	7 - 2:00.494	
3 - 2:01.051	8 - 1:58.972	
4 - 2:01.193	9 - 1:58.224	
5 - 1:58.521	10 - 1:58.675	
20	John HILLON	Porsche 924
1 - 5:21.696	6 - 1:51.039	
2 - 2:15.857	7 - 1:48.357	
3 - 1:50.411	8 - 1:50.771	
4 - 2:36.265	9 - 1:49.140	
5 - 1:51.972	10 - 1:49.582	
26	Paul STAFFORD	Datsun 240Z
1 - 4:59.599	6 - 1:47.627	
2 - 1:53.980	7 - 1:46.972	
3 - 3:15.968	8 - 1:49.036	
4 - 1:55.780	9 - 1:48.620	
5 - 1:48.733	10 - 1:47.786	
43	Howard BENTHAM	Lotus Elan
1 - 4:57.443	6 - 1:45.560	11 - 1:42.657
2 - 1:45.102	7 - 1:44.678	12 - 1:44.746
3 - 1:43.752	8 - 1:44.010	
4 - 1:44.239	9 - 1:47.597	
5 - 1:44.197	10 - 1:46.283	
44	Alan HARPER	Lotus Elan S4
1 - 4:58.712	6 - 2:41.142	11 - 1:48.299
2 - 1:55.247	7 - 1:45.427	
3 - 1:52.113	8 - 1:46.804	
4 - 1:47.721	9 - 1:45.105	
5 - 1:58.979P	10 - 1:44.348	

70s Road Sports for the Wesprey Castings Trophy

QUALIFYING - LAP ANALYSIS

(contd.)

49	Andrew GAMAGE	Triumph GT6
1 -	5:15.362	6 - 2:24.252P
2 -	2:14.487	
3 -	2:09.525	
4 -	2:13.522	
5 -	2:07.531	
50	Matthew HAMMOND	Triumph TR7
1 -	5:17.761	6 - 1:54.024 11 - 1:51.925
2 -	2:08.975	7 - 1:53.740
3 -	2:01.222	8 - 1:52.951
4 -	1:56.161	9 - 1:53.947
5 -	1:55.654	10 - 1:51.882
51	Julian GAMAGE	Triumph TR6
1 -	5:07.114	6 - 1:51.573 11 - 1:49.199
2 -	1:56.584	7 - 1:49.040
3 -	1:51.772	8 - 1:49.086
4 -	1:51.037	9 - 1:50.162
5 -	1:49.754	10 - 1:49.489
57	Mark OLDFIELD	Alfa Romeo Alfetta GTV
1 -	5:26.399	6 - 1:50.840 11 - 1:49.379
2 -	2:03.967	7 - 1:51.612
3 -	1:59.935	8 - 1:51.813
4 -	1:54.311	9 - 1:50.722
5 -	1:54.749	10 - 1:49.208
61	Luke CLARK-BAGNALL	Triumph GT6 Mk3
1 -	5:17.894	6 - 1:53.785
2 -	2:12.044	7 - 1:50.946
3 -	1:59.320	8 - 2:16.447
4 -	2:10.000	9 - 1:56.102
5 -	1:55.084	
63	Jeremy ANSTEAD	Fiat X19
1 -	5:25.274	6 - 1:58.754
2 -	2:14.375	7 - 1:57.109
3 -	2:05.518	8 - 1:58.794
4 -	2:07.504	9 - 1:59.901
5 -	2:01.455	10 - 1:59.717
72	John THOMASON	Triumph Spitfire 1500
1 -	5:05.353	6 - 1:49.768 11 - 1:49.255
2 -	1:55.643	7 - 1:49.467
3 -	1:51.491	8 - 1:49.794
4 -	1:49.988	9 - 1:49.628
5 -	1:53.004	10 - 1:50.580

70s Road Sports for the Wesprey Castings Trophy


QUALIFYING - LAP ANALYSIS

(contd.)

74	Steven MARTIN	Lotus Esprit	
1 -	5:36.512	6 - 2:03.528	
2 -	2:02.547	7 - 2:01.710	
3 -	2:04.903	8 - 2:03.843	
4 -	2:07.607	9 - 2:09.463	
5 -	2:01.754	10 - 2:12.443	
76	David ERWIN	Alfa Romeo 2000 GTV	
1 -	8:33.670	6 - 2:00.047	
2 -	2:06.462	7 - 2:03.065	
3 -	2:02.174	8 - 1:59.847	
4 -	1:58.990	9 - 2:00.863	
5 -	1:59.781		
81	John DOBSON	Alfa Romeo 2000 GTV	
1 -	5:36.324	6 - 2:10.605	
2 -	2:13.619	7 - 2:11.963	
3 -	2:17.739		
4 -	2:17.422		
5 -	2:12.833		
98	Bob TROTTER	Ford Escort RS2000	
1 -	5:20.039	6 - 1:51.459	11 - 1:50.353
2 -	2:06.908	7 - 1:50.865	
3 -	1:57.265	8 - 1:49.793	
4 -	1:55.145	9 - 1:50.638	
5 -	1:53.242	10 - 1:49.977	

70s Road Sports for the Wesprey Castings Trophy

GRID - RACE 3

ROW 9	2:07.531 49 GAMAGE	2:10.605 81 DOBSON
ROW 8	1:58.990 76 ERWIN	2:01.710 74 MARTIN
ROW 7	1:57.109 63 ANSTEAD	1:58.224 10 ASHLEY
ROW 6	1:50.946 61 CLARK-BAGNALL	1:51.882 50 HAMMOND
ROW 5	1:49.255 72 THOMASON	1:49.793 98 TROTTER
ROW 4	1:49.040 51 GAMAGE	1:49.208 57 OLDFIELD
ROW 3	1:46.972 26 STAFFORD	1:48.357 20 HILLON
ROW 2	1:44.348 44 HARPER	1:46.765 3 CONWAY
ROW 1	1:42.657 43 BENTHAM	1:44.209 9 BARTER
POLE		
		

Weather / Track : Sunny / Dry
These results are provisional until the conclusion of any judicial and technical matters.

Croft
 Circuit Length = 2.1270 miles.
 Start: 10:22 End: 10:43

Clerk of Course:	Stewards:	Timekeeper:
------------------	-----------	-------------

70s Road Sports for the Wesprey Castings Trophy

RACE CLASSIFICATION - RACE 3

POS	NO	CL	DRIVER	NAT	CAR	TIME	LAPS	GAP	MPH	BEST
1	9	B	Julian BARTER		TVR 3000M	20:36.366	12		74.32	1:41.713
2	43	C	Howard BENTHAM		Lotus Europa	20:41.240	12	4.874	74.02	1:42.109
3	3	A	Paul CONWAY		Morgan +8	21:22.659	12	46.293	71.63	1:44.017
4	44	C	Alan HARPER		Lotus Elan S4	21:23.484	12	47.118	71.59	1:42.815
5	26	B	Paul STAFFORD		Datsun 240Z	21:41.606	12	1:05.240	70.59	1:46.172
6	20	D2	John HILLON		Porsche 924	21:44.178	12	1:07.812	70.45	1:46.983
7	51	B	Julian GAMAGE		Triumph TR6	21:47.125	12	1:10.759	70.29	1:46.066
8	72	D1	John THOMASON		Triumph Spitfire 1500	21:49.267	12	1:12.901	70.18	1:47.089
9	98	Inv	Bob TROTTER		Ford Escort RS2000	21:58.209	12	1:21.843	69.70	1:48.104
10	50	D2	Matthew HAMMOND		Triumph TR7	20:58.088	11	1 LAP	66.95	1:52.371
11	63	D1	Jeremy ANSTEAD		Fiat X19	21:28.182	11	1 LAP	65.38	1:54.077
12	10	D1	Nigel ASHLEY		Alfa Romeo GT Junior	22:07.922	11	1 LAP	63.42	1:58.724
13	49	D2	Andrew GAMAGE		Triumph GT6	20:40.940	10	2 LAPS	61.70	2:00.884
14	76	D2	David ERWIN		Alfa Romeo 2000 GTV	20:54.323	10	2 LAPS	61.04	1:59.448
15	81	D2	John DOBSON		Alfa Romeo 2000 GTV	21:43.837	10	2 LAPS	58.72	2:06.336

NOT CLASSIFIED

57	D2	Mark OLDFIELD		Alfa Romeo Alfetta GTV	20:10.009	11	D.N.F.	69.61	1:47.532
74	C	Steven MARTIN		Lotus Esprit	9:10.157	4	D.N.F.	55.67	2:06.565

FASTEST LAP

9	B	Julian BARTER		TVR 3000M	1:41.713	3	75.28mph	121.15kph
43	C	Howard BENTHAM		Lotus Europa	1:42.109	5	74.99mph	120.68kph
3	A	Paul CONWAY		Morgan +8	1:44.017	10	73.61mph	118.47kph
20	D2	John HILLON		Porsche 924	1:46.983	5	71.57mph	115.18kph
72	D1	John THOMASON		Triumph Spitfire 1500	1:47.089	8	71.50mph	115.07kph
98	Inv	Bob TROTTER		Ford Escort RS2000	1:48.104	10	70.83mph	113.99kph

Weather / Track : Sunny / Dry
 These results are provisional until the conclusion of any judicial and technical matters.

Croft
 Circuit Length = 2.1270 miles.
 Start: 15:07 End: 15:29

Clerk of Course:	Stewards:	Timekeeper:
------------------	-----------	-------------

70s Road Sports for the Wesprey Castings Trophy

RACE 3 - LAP CHART

Lap 1			Lap 2			Lap 3			Lap 4			Lap 5		
No	Behind	Laptime	No	Behind	Laptime	No	Behind	Laptime	No	Behind	Laptime	No	Behind	Laptime
9		1:49.566	9		1:42.130	9		1:41.713	9		1:41.914	9		1:42.285
43	0.736	1:50.302	43	1.202	1:42.596	43	2.508	1:43.019	43	2.922	1:42.328	43	2.746	1:42.109
3	5.497	1:55.063	3	10.364	1:46.997	3	16.581	1:47.930	3	21.651	1:46.984	81	1 LAP	2:09.023
20	6.893	1:56.459	26	11.933	1:46.945	26	17.495	1:47.275	26	22.357	1:46.776	3	25.155	1:45.789
26	7.118	1:56.684	20	13.787	1:49.024	20	19.965	1:47.891	20	25.813	1:47.762	26	26.642	1:46.570
72	10.402	1:59.968	72	16.759	1:48.487	72	24.370	1:49.324	44	30.397	1:46.284	20	30.511	1:46.983
98	11.662	2:01.228	98	18.797	1:49.265	44	26.027	1:46.049	72	31.447	1:48.991	74	1 LAP	2:37.212P
51	12.162	2:01.728	51	19.542	1:49.510	98	26.378	1:49.294	98	32.797	1:48.333	44	31.953	1:43.841
57	13.430	2:02.996	57	21.096	1:49.796	51	27.211	1:49.382	51	33.476	1:48.179	72	37.057	1:47.895
50	17.505	2:07.071	44	21.691	1:45.514	57	28.459	1:49.076	57	35.247	1:48.702	51	38.005	1:46.814
44	18.307	2:07.873	50	30.285	1:54.910	50	41.881	1:53.309	50	53.112	1:53.145	98	39.614	1:49.102
63	18.874	2:08.440	63	32.636	1:55.892	63	45.471	1:54.548	63	57.634	1:54.077	57	41.005	1:48.043
10	23.520	2:13.086	10	41.710	2:00.320	10	59.783	1:59.786	10	1:17.435	1:59.566	50	1:03.642	1:52.815
49	28.554	2:18.120	49	50.699	2:04.275	49	1:10.760	2:01.774	49	1:29.908	2:01.062	63	1:11.520	1:56.171
74	28.792	2:18.358	74	53.227	2:06.565	74	1:19.536	2:08.022	76	1:39.253	2:01.613	10	1:34.254	1:59.104
76	29.968	2:19.534	76	53.687	2:05.849	76	1:19.554	2:07.580						
81	31.612	2:21.178	81	55.823	2:06.341	81	1:20.446	2:06.336						

70s Road Sports for the Wesprey Castings Trophy

RACE 3 - LAP CHART

(contd.)

Lap 6			Lap 7			Lap 8			Lap 9			Lap 10		
No	Behind	Laptime	No	Behind	Laptime	No	Behind	Laptime	No	Behind	Laptime	No	Behind	Laptime
9		1:43.052	9		1:41.808	9		1:42.450	9		1:43.364	9		1:43.081
43	3.014	1:43.320	43	5.014	1:43.808	43	5.148	1:42.584	43	4.642	1:42.858	50	1 LAP	1:53.666
49	1 LAP	2:03.429	10	1 LAP	1:59.854	10	1 LAP	1:58.724	63	1 LAP	1:56.344	43	4.001	1:42.440
76	1 LAP	2:03.858	49	1 LAP	2:01.356	3	36.438	1:45.536	3	38.287	1:45.213	81	2 LAPS	2:11.121
3	28.259	1:46.156	3	33.352	1:46.901	44	36.667	1:45.670	44	38.897	1:45.594	63	1 LAP	1:56.979
26	29.762	1:46.172	44	33.447	1:43.539	26	42.024	1:47.394	10	1 LAP	2:00.142	3	39.223	1:44.017
44	31.716	1:42.815	26	37.080	1:49.126	49	1 LAP	2:03.148	26	47.014	1:48.354	44	41.235	1:45.419
81	1 LAP	2:09.895	76	1 LAP	2:06.808	20	50.326	1:48.152	20	54.653	1:47.691	26	53.028	1:49.095
20	35.510	1:48.051	20	44.624	1:50.922	51	53.041	1:46.229	51	55.743	1:46.066	10	1 LAP	1:58.991
72	42.093	1:48.088	72	49.250	1:48.965	72	53.889	1:47.089	72	58.168	1:47.643	20	58.672	1:47.100
51	42.549	1:47.596	51	49.262	1:48.521	98	59.679	1:49.285	98	1:04.606	1:48.291	51	1:00.752	1:48.090
98	45.056	1:48.494	57	52.669	1:48.686	57	1:00.523	1:50.304	57	1:05.717	1:48.558	72	1:02.714	1:47.627
57	45.791	1:47.838	98	52.844	1:49.596	76	1 LAP	2:05.808	49	1 LAP	2:04.839	98	1:09.629	1:48.104
50	1:13.419	1:52.829	81	1 LAP	2:10.383	81	1 LAP	2:08.581	76	1 LAP	1:59.448	57	1:10.168	1:47.532
63	1:25.089	1:56.621	50	1:24.061	1:52.450	50	1:33.982	1:52.371				49	1 LAP	2:02.053
			63	1:38.934	1:55.653							76	1 LAP	2:01.032

70s Road Sports for the Wesprey Castings Trophy

RACE 3 - LAP CHART

(contd.)

Lap 11			Lap 12			Lap 13			Lap 14			Lap 15		
No	Behind	Laptime	No	Behind	Laptime	No	Behind	Laptime	No	Behind	Laptime	No	Behind	Laptime
9		1:42.123	9		1:42.880									
43	5.186	1:43.308	49	2 LAPS	2:00.884									
50	1 LAP	1:53.042	43	4.874	1:42.568									
63	1 LAP	1:57.177	76	2 LAPS	2:02.793									
81	2 LAPS	2:09.079	50	1 LAP	1:52.480									
3	42.630	1:45.530	3	46.293	1:46.543									
44	43.083	1:43.971	44	47.118	1:46.915									
26	59.583	1:48.678	63	1 LAP	1:56.280									
20	1:03.549	1:47.000	26	1:05.240	1:48.537									
51	1:06.622	1:47.993	81	2 LAPS	2:11.900									
72	1:08.204	1:47.613	20	1:07.812	1:47.143									
10	1 LAP	1:58.974	51	1:10.759	1:47.017									
98	1:16.021	1:48.515	72	1:12.901	1:47.577									
57	1:16.523	1:48.478	98	1:21.843	1:48.702									
			10	1 LAP	1:59.375									

Classic Racing Cars for the Retro Track & Air Trophy QUALIFYING - RACE 4

POS	NO	CL	DRIVER	NAT	CAR	TIME	LAPS	GAP	MPH
1	6	E4	Edwin JOWSEY		Brabham BT28	1:27.691	13		87.32
2	3	E2	Matthew WATTS		Brabham BT16	1:28.950	11	1.259	86.08
3	44	E4	Michael SCOTT		March 702	1:32.380	12	4.689	82.88
4	22	E4	Ian GRAY		Brabham BT30	1:32.489	12	4.798	82.79
5	36	E2	Tony KEELE		Palliser WDB3	1:32.512	12	4.821	82.77
6	64	E4	Frank LYONS		Merlyn Mk10	1:35.602	11	7.911	80.09
7	57	F	David WILD		Lola T200	1:36.815	10	9.124	79.09
8	82	C	Lord DRAYSON		Lotus 24	1:39.013	10	11.322	77.33
9	92	E4	David COPLOWE		McLaren M4A	1:41.456	8	13.765	75.47
10	68	F	Greg THORNTON		Titan Mk4	1:42.061	4	14.370	75.02
11	75	F	Anthony GODDARD		Merlyn Mk20	1:43.321	11	15.630	74.11
12	66	E2	Ray DAVIES		Nike Mk8	1:44.477	11	16.786	73.29
13	87	A	John MONSON		BMC Huffaker Mk1	1:45.712	11	18.021	72.43
14	71	F	Alan HICKS		Lotus 61	1:50.346	5	22.655	69.39
15	21	E2	Neil BOWMAN		Macon MR6	9:01.241	1	7:33.550	14.14

Weather / Track : Bright / Dry

These results are provisional until the conclusion of any judicial and technical matters.

Croft

Circuit Length = 2.1270 miles.

Start: 10:51 End: 11:16

Clerk of Course:	Stewards:	Timekeeper:
------------------	-----------	-------------

Classic Racing Cars for the Retro Track & Air Trophy QUALIFYING - LAP ANALYSIS

3	Matthew WATTS	Brabham BT16
1 - 8:49.121	6 - 1:31.421	11 - 1:46.030P
2 - 1:30.670	7 - 5:42.050	
3 - 1:30.341	8 - 1:30.878	
4 - 1:29.786	9 - 1:29.475	
5 - 1:30.552	10 - 1:28.950	
6	Edwin JOWSEY	Brabham BT28
1 - 8:48.483	6 - 1:37.572	11 - 1:27.807
2 - 1:28.679	7 - 5:45.310	12 - 1:28.520
3 - 1:28.906	8 - 1:31.280	13 - 1:28.259
4 - 1:30.472	9 - 1:29.156	
5 - 1:29.560	10 - 1:27.691	
21	Neil BOWMAN	Macon MR6
1 - 9:01.241		
22	Ian GRAY	Brabham BT30
1 - 8:58.815	6 - 6:55.034	11 - 1:32.489
2 - 1:38.696	7 - 1:36.265	12 - 1:34.632
3 - 1:37.427	8 - 1:34.810	
4 - 1:34.513	9 - 1:33.642	
5 - 1:33.274	10 - 1:36.245	
36	Tony KEELE	Palliser WDB3
1 - 8:54.863	6 - 6:46.673	11 - 1:32.512
2 - 1:43.467	7 - 1:35.772	12 - 1:50.125
3 - 1:37.117	8 - 1:36.900	
4 - 1:35.037	9 - 1:33.699	
5 - 1:33.997	10 - 1:40.238	
44	Michael SCOTT	March 702
1 - 8:59.874	6 - 6:45.648	11 - 1:33.493
2 - 1:38.866	7 - 1:35.698	12 - 1:35.051
3 - 1:38.023	8 - 1:35.754	
4 - 1:35.384	9 - 1:32.380	
5 - 1:33.987	10 - 1:40.910	
57	David WILD	Lola T200
1 - 9:14.056	6 - 8:50.461	
2 - 1:43.084	7 - 1:37.304	
3 - 1:43.384	8 - 1:38.963	
4 - 1:37.469	9 - 1:38.505	
5 - 1:37.830	10 - 1:36.815	

Classic Racing Cars for the Retro Track & Air Trophy QUALIFYING - LAP ANALYSIS

(contd.)

64	Frank LYONS	Merlyn Mk10
1 - 9:19.436	6 - 5:52.669P	11 - 1:35.629
2 - 1:49.545	7 - 1:58.366	
3 - 1:41.809	8 - 1:56.220	
4 - 1:41.574	9 - 1:35.602	
5 - 1:41.131	10 - 1:35.700	
66	Ray DAVIES	Nike Mk8
1 - 9:27.696	6 - 6:01.768	11 - 1:47.058
2 - 1:51.065	7 - 1:48.499	
3 - 1:48.853	8 - 1:46.505	
4 - 1:48.447	9 - 1:55.771	
5 - 1:48.313	10 - 1:44.477	
68	Greg THORNTON	Titan Mk4
1 - 9:20.227		
2 - 1:49.714		
3 - 1:42.061		
4 - 1:43.213		
71	Alan HICKS	Lotus 61
1 - 9:21.253		
2 - 1:53.730		
3 - 1:50.636		
4 - 1:52.114		
5 - 1:50.346		
75	Anthony GODDARD	Merlyn Mk20
1 - 9:23.172	6 - 5:49.191	11 - 1:43.443
2 - 1:52.295	7 - 1:44.394	
3 - 1:49.739	8 - 1:43.637	
4 - 1:45.232	9 - 1:44.801	
5 - 1:45.792	10 - 1:43.321	
82	Lord DRAYSON	Lotus 24
1 - 9:12.076	6 - 6:14.623	
2 - 1:43.344	7 - 1:41.586	
3 - 1:44.464	8 - 1:39.013	
4 - 1:40.559	9 - 3:15.025	
5 - 1:39.462	10 - 1:42.483	
87	John MONSON	BMC Huffaker Mk1
1 - 9:18.162	6 - 5:38.664	11 - 1:45.712
2 - 1:56.383	7 - 1:48.324	
3 - 1:52.559	8 - 1:48.893	
4 - 1:51.535	9 - 1:46.944	
5 - 1:52.621	10 - 1:58.024	

Classic Racing Cars for the Retro Track & Air Trophy QUALIFYING - LAP ANALYSIS

(contd.)

92	David COPLOWE	McLaren M4A
1 - 9:19.875	6 - 1:41.456	
2 - 2:07.900	7 - 1:47.286	
3 - 2:09.371P	8 - 2:07.542P	
4 - 2:46.878		
5 - 6:10.941		

Classic Racing Cars for the Retro Track & Air Trophy

GRID - RACE 4

ROW 8	9:01.241 21 BOWMAN	
ROW 7	1:45.712 87 MONSON	1:50.346 71 HICKS
ROW 6	1:43.321 75 GODDARD	1:44.477 66 DAVIES
ROW 5	1:41.456 92 COPLOWE	1:42.061 68 THORNTON
ROW 4	1:36.815 57 WILD	1:39.013 82 DRAYSON
ROW 3	1:32.512 36 KEELE	1:35.602 64 LYONS
ROW 2	1:32.380 44 SCOTT	1:32.489 22 GRAY
ROW 1	1:27.691 6 JOWSEY	1:28.950 3 WATTS
	POLE	



Weather / Track : Bright / Dry
These results are provisional until the conclusion of any judicial and technical matters.

Croft
 Circuit Length = 2.1270 miles.
 Start: 10:51 End: 11:16


Clerk of Course:	Stewards:	Timekeeper:
------------------	-----------	-------------

Classic Racing Cars for the Retro Track & Air Trophy

GRID - RACE 4 - AMENDED

ROW 8	9:01.241 21 BOWMAN	8 NEWMAN
ROW 7	1:45.712 87 MONSON	1:50.346 71 HICKS
ROW 6	1:43.321 75 GODDARD	1:44.477 66 DAVIES
ROW 5	1:41.456 92 COPLOWE	1:42.061 68 THORNTON
ROW 4	1:36.815 57 WILD	1:39.013 82 DRAYSON
ROW 3	1:32.512 36 KEELE	1:35.602 64 LYONS
ROW 2	1:32.380 44 SCOTT	1:32.489 22 GRAY
ROW 1	1:27.691 6 JOWSEY	1:28.950 3 WATTS

POLE



Weather / Track : Sunny / Dry
These results are provisional until the conclusion of any judicial and technical matters.

Croft
 Circuit Length = 2.1270 miles.
 Start: 11:08 End: 11:21

Clerk of Course:	Stewards:	Timekeeper:
------------------	-----------	-------------

Classic Racing Cars for the Retro Track & Air Trophy

RACE CLASSIFICATION - RACE 4

POS	NO	CL	DRIVER	NAT	CAR	TIME	LAPS	GAP	MPH	BEST
1	6	E4	Edwin JOWSEY		Brabham BT28	21:02.262	14		84.92	1:28.564
2	3	E2	Matthew WATTS		Brabham BT16	21:09.446	14	7.184	84.44	1:28.406
3	36	E2	Tony KEELE		Palliser WDB3	21:49.865	14	47.603	81.84	1:31.441
4	22	E4	Ian GRAY		Brabham BT30	21:49.921	14	47.659	81.83	1:31.859
5	44	E4	Michael SCOTT		March 702	21:52.131	14	49.869	81.70	1:31.627
6	92	E4	David COPLOWE		McLaren M4A	21:28.805	13	1 LAP	77.23	1:36.129
7	68	F	Greg THORNTON		Titan Mk4	21:30.931	13	1 LAP	77.11	1:37.128
8	57	F	David WILD		Lola T200	21:31.035	13	1 LAP	77.10	1:37.317
9	66	E2	Ray DAVIES		Nike Mk8	21:19.302	12	2 LAPS	71.82	1:42.828
10	71	F	Alan HICKS		Lotus 61	21:53.931	12	2 LAPS	69.93	1:45.645
11	87	A	John MONSON		BMC Huffaker Mk1	22:11.680	12	2 LAPS	69.00	1:45.641
12	8	C	Rodger NEWMAN		Brabham BT14	22:30.717	12	2 LAPS	68.02	1:50.086

NOT CLASSIFIED

64	E4	Frank LYONS		Merlyn Mk10	14:17.532	9	D.N.F.	80.36	1:31.516
----	----	-------------	--	-------------	-----------	---	--------	-------	----------

FASTEST LAP

3	E2	Matthew WATTS		Brabham BT16	1:28.406	14	86.61mph	139.39kph
6	E4	Edwin JOWSEY		Brabham BT28	1:28.564	9	86.46mph	139.14kph
68	F	Greg THORNTON		Titan Mk4	1:37.128	8	78.83mph	126.87kph
87	A	John MONSON		BMC Huffaker Mk1	1:45.641	5	72.48mph	116.65kph
8	C	Rodger NEWMAN		Brabham BT14	1:50.086	4	69.55mph	111.94kph

Weather / Track : Bright / Dry
 These results are provisional until the conclusion of any judicial and technical matters.

Croft
 Circuit Length = 2.1270 miles.
 Start: 15:37 End: 15:59

Clerk of Course:	Stewards:	Timekeeper:
------------------	-----------	-------------

Classic Racing Cars for the Retro Track & Air Trophy

RACE 4 - LAP CHART

Lap 1			Lap 2			Lap 3			Lap 4			Lap 5		
No	Behind	Laptime	No	Behind	Laptime	No	Behind	Laptime	No	Behind	Laptime	No	Behind	Laptime
6		1:32.698	6		1:29.281	6		1:30.057	6		1:29.866	6		1:30.583
3	3.820	1:36.518	3	5.589	1:31.050	3	6.560	1:31.028	3	7.355	1:30.661	3	6.573	1:29.801
22	5.400	1:38.098	22	9.674	1:33.555	22	13.075	1:33.458	22	16.516	1:33.307	22	19.040	1:33.107
44	6.758	1:39.456	44	10.693	1:33.216	44	13.671	1:33.035	44	17.371	1:33.566	44	20.378	1:33.590
36	7.061	1:39.759	36	11.923	1:34.143	36	15.238	1:33.372	36	18.592	1:33.220	36	20.487	1:32.478
64	10.617	1:43.315	64	15.415	1:34.079	64	18.024	1:32.666	64	21.392	1:33.234	64	23.903	1:33.094
92	12.504	1:45.202	92	19.352	1:36.129	92	28.023	1:38.728	57	39.480	1:39.488	57	47.414	1:38.517
57	13.742	1:46.440	57	21.778	1:37.317	57	29.858	1:38.137	92	39.707	1:41.550	92	47.713	1:38.589
68	15.231	1:47.929	68	24.506	1:38.556	68	37.022	1:42.573	68	46.590	1:39.434	68	53.815	1:37.808
66	21.958	1:54.656	66	39.789	1:47.112	66	56.284	1:46.552	66	1:11.379	1:44.961	66	1:26.387	1:45.591
87	24.011	1:56.709	71	40.586	1:45.645	71	58.218	1:47.689	71	1:14.300	1:45.948	71	1:29.577	1:45.860
71	24.222	1:56.920	87	43.425	1:48.695	87	1:00.385	1:47.017	87	1:16.841	1:46.322			
8	25.676	1:58.374	8	47.131	1:50.736	8	1:08.228	1:51.154	8	1:28.448	1:50.086			

Classic Racing Cars for the Retro Track & Air Trophy

RACE 4 - LAP CHART

(contd.)

Lap 6			Lap 7			Lap 8			Lap 9			Lap 10		
No	Behind	Laptime	No	Behind	Laptime	No	Behind	Laptime	No	Behind	Laptime	No	Behind	Laptime
6		1:30.778	6		1:29.704	6		1:29.586	6		1:28.564	6		1:29.118
87	1 LAP	1:45.641	3	6.885	1:30.810	3	6.640	1:29.341	3	7.375	1:29.299	8	2 LAPS	1:53.534
3	5.779	1:29.984	66	1 LAP	1:49.785	22	29.008	1:34.290	22	33.200	1:32.756	3	7.524	1:29.267
22	21.535	1:33.273	87	1 LAP	1:46.170	36	29.912	1:34.126	36	34.327	1:32.979	22	36.346	1:32.264
36	22.484	1:32.775	71	1 LAP	1:48.531	44	32.257	1:35.478	44	35.320	1:31.627	36	37.636	1:32.427
44	23.147	1:33.547	22	24.304	1:32.473	64	36.510	1:39.281	64	46.415	1:38.469	44	38.183	1:31.981
64	25.003	1:31.878	36	25.372	1:32.592	66	1 LAP	1:50.685	66	1 LAP	1:45.315	66	1 LAP	1:44.027
8	1 LAP	1:58.772	44	26.365	1:32.922	87	1 LAP	1:49.762	87	1 LAP	1:47.831	71	1 LAP	1:49.548
92	56.824	1:39.889	64	26.815	1:31.516	71	1 LAP	1:50.105	71	1 LAP	1:51.759			
57	58.064	1:41.428	8	1 LAP	1:52.765	8	1 LAP	1:50.193	92	1:21.426	1:37.571			
68	1:01.095	1:38.058	92	1:04.366	1:37.246	92	1:12.419	1:37.639	57	1:23.319	1:37.965			
			57	1:06.068	1:37.708	57	1:13.918	1:37.436	68	1:26.923	1:38.786			
			68	1:09.159	1:37.768	68	1:16.701	1:37.128						

Weather / Track : Bright / Dry

Croft

Circuit Length = 2.1270 miles.

Start: 15:37 End: 15:59

Classic Racing Cars for the Retro Track & Air Trophy

RACE 4 - LAP CHART

(contd.)

Lap 11			Lap 12			Lap 13			Lap 14			Lap 15		
No	Behind	Laptime	No	Behind	Laptime	No	Behind	Laptime	No	Behind	Laptime	No	Behind	Laptime
6		1:31.119	6		1:29.847	6		1:29.999	6		1:31.062			
92	1 LAP	1:40.349	71	2 LAPS	1:49.314	66	2 LAPS	1:43.751	3	7.184	1:28.406			
57	1 LAP	1:39.290	3	10.480	1:33.767	3	9.840	1:29.359	66	2 LAPS	1:44.039			
68	1 LAP	1:37.467	92	1 LAP	1:40.124	68	1 LAP	1:37.137	92	1 LAP	1:36.866			
3	6.560	1:30.155	57	1 LAP	1:39.868	92	1 LAP	1:38.923	68	1 LAP	1:39.388			
87	2 LAPS	2:17.884	68	1 LAP	1:38.899	57	1 LAP	1:39.473	57	1 LAP	1:37.968			
8	2 LAPS	1:51.970	87	2 LAPS	1:47.710	71	2 LAPS	1:53.425	36	47.603	1:33.771			
22	37.086	1:31.859	22	40.061	1:32.822	22	44.564	1:34.502	22	47.659	1:34.157			
36	37.958	1:31.441	36	40.918	1:32.807	36	44.894	1:33.975	44	49.869	1:35.215			
44	39.654	1:32.590	44	42.588	1:32.781	44	45.716	1:33.127	71	2 LAPS	1:49.187			
66	1 LAP	1:42.828	8	2 LAPS	1:51.551	87	2 LAPS	1:48.743	87	2 LAPS	1:49.196			
						8	2 LAPS	1:51.315	8	2 LAPS	1:50.267			

Historic Racing Saloons

QUALIFYING - RACE 5

POS	NO	CL	DRIVER	NAT	CAR	TIME	LAPS	GAP	MPH
1	31	B	Les ELY		BMW 2000	1:42.629	7		74.61
2	19	A	Roy STEPHENSON		Ford Mustang	1:43.638	10	1.009	73.88
3	46	C	Dan COX		Ford Anglia 105E	1:43.677	10	1.048	73.85
4	35	B	James DODD		Alfa Romeo Guilia Sprint GT	1:43.869	8	1.240	73.72
5	21	A	Graeme DODD		Jaguar MkII	1:44.231	8	1.602	73.46
6	54	C	Neil WOOD		Ford Anglia 105E	1:45.640	10	3.011	72.48
7	69	C	Bob BULLEN		Ford Anglia	1:45.981	10	3.352	72.25
8	23	A	Roger COPE		Jaguar S Type	1:46.478	11	3.849	71.91
9	85	D	Roger GODFREY		Austin Cooper S	1:46.625	10	3.996	71.81
10	50	C	Steve READ		Ford Anglia	1:48.003	10	5.374	70.89
11	33	B	James FULLER		Alfa Romeo Giulia Sprint	1:48.128	10	5.499	70.81
12	57	C	Jonathan GOMM		Ford Anglia 105E	1:48.148	7	5.519	70.80
13	77	D	Roger EBDON		Morris Mini	1:48.558	10	5.929	70.53
14	34	B	Louis BRACEY		Ford Lotus Cortina	1:49.003	10	6.374	70.24
15	52	C	Peter ERGIS		Ford Cortina GT	1:49.358	10	6.729	70.02
16	49	C	Peter HORE		Lotus Cortina	1:49.761	10	7.132	69.76
17	82	D	Barry LONG		Austin Mini Cooper S	1:50.495	10	7.866	69.29
18	41	C	Tony FIELDING		Ford Anglia	1:50.783	10	8.154	69.11
19	87	E	Simon BENOY		Sunbeam Imp	1:51.134	10	8.505	68.90
20	81	D	Ed GLAISTER		Ford Anglia 100E	1:51.572	10	8.943	68.63
21	94	E	Steve PLATTS		Singer Chamois	1:53.865	10	11.236	67.24
22	1	E	Adrian OLIVER		Hillman Imp	1:54.440	6	11.811	66.91
23	62	C	Nick SAVAGE		Alfa Romeo GTA	1:54.757	9	12.128	66.72
24	78	D	Colin FLYNN		Morris Cooper S	1:56.688	7	14.059	65.62
25	91	E	Vince FROST		Hillman Imp	2:00.297	9	17.668	63.65

Weather / Track : Bright / Dry

These results are provisional until the conclusion of any judicial and technical matters.

Croft

Circuit Length = 2.1270 miles.

Start: 11:25 End: 11:45

Clerk of Course:	Stewards:	Timekeeper:
------------------	-----------	-------------

Historic Racing Saloons

QUALIFYING - LAP ANALYSIS

1	Adrian OLIVER	Hillman Imp
1 - X:00.000	6 - 5:44.197	
2 - 2:00.370		
3 - 1:54.440		
4 - 1:55.649		
5 - 1:55.319		
19	Roy STEPHENSON	Ford Mustang
1 - X:00.000	6 - 1:45.889	
2 - 1:58.765	7 - 1:45.817	
3 - 1:43.638	8 - 1:45.499	
4 - 1:48.765	9 - 1:47.634	
5 - 1:47.924	10 - 1:54.820	
21	Graeme DODD	Jaguar MkII
1 - X:00.000	6 - 1:46.310	
2 - 1:45.313	7 - 1:46.098	
3 - 1:44.783	8 - 1:44.231	
4 - 1:46.285		
5 - 1:48.419		
23	Roger COPE	Jaguar S Type
1 - X:00.000	6 - 1:47.154	11 - 1:47.734
2 - 1:50.616	7 - 1:49.219	
3 - 1:50.987	8 - 1:47.034	
4 - 1:49.271	9 - 1:46.773	
5 - 1:47.723	10 - 1:46.478	
31	Les ELY	BMW 2000
1 - X:00.000	6 - 1:48.204	
2 - 1:43.725	7 - 2:00.423	
3 - 1:42.629		
4 - 1:43.945		
5 - 1:44.732		
33	James FULLER	Alfa Romeo Giulia Sprint
1 - X:00.000	6 - 1:50.635	
2 - 1:56.890	7 - 2:03.257	
3 - 1:49.841	8 - 1:48.709	
4 - 1:49.514	9 - 1:52.261	
5 - 1:49.865	10 - 1:48.128	
34	Louis BRACEY	Ford Lotus Cortina
1 - X:00.000	6 - 2:02.883	
2 - 1:54.063	7 - 1:57.514	
3 - 1:50.087	8 - 1:49.003	
4 - 1:49.377	9 - 1:50.464	
5 - 1:49.387	10 - 1:49.356	

Historic Racing Saloons

QUALIFYING - LAP ANALYSIS

(contd.)

35	James DODD	Alfa Romeo Guilina Sprint GT
1 -	X:00.000	6 - 1:44.230
2 -	1:45.768	7 - 1:44.616
3 -	1:44.819	8 - 1:43.869
4 -	1:44.209	
5 -	6:51.645	
41	Tony FIELDING	Ford Anglia
1 -	X:00.000	6 - 1:50.936
2 -	1:55.441	7 - 1:54.822
3 -	1:53.081	8 - 1:51.066
4 -	1:50.783	9 - 1:51.561
5 -	1:51.959	10 - 1:52.199
46	Dan COX	Ford Anglia 105E
1 -	X:00.000	6 - 1:44.521
2 -	1:49.202	7 - 1:44.398
3 -	1:45.480	8 - 1:43.677
4 -	1:45.703	9 - 1:43.713
5 -	1:43.861	10 - 1:46.534
49	Peter HORE	Lotus Cortina
1 -	X:00.000	6 - 1:51.072
2 -	1:55.440	7 - 1:51.609
3 -	1:55.264	8 - 1:49.761
4 -	1:51.571	9 - 1:51.957
5 -	2:03.908	10 - 1:50.417
50	Steve READ	Ford Anglia
1 -	X:00.000	6 - 1:48.465
2 -	1:54.574	7 - 1:55.883
3 -	1:51.016	8 - 1:50.469
4 -	1:48.486	9 - 1:51.478
5 -	1:48.003	10 - 2:00.684
52	Peter ERGIS	Ford Cortina GT
1 -	X:00.000	6 - 1:50.353
2 -	1:52.685	7 - 2:14.930
3 -	1:53.177	8 - 1:51.425
4 -	1:49.358	9 - 1:50.315
5 -	1:49.826	10 - 1:50.477
54	Neil WOOD	Ford Anglia 105E
1 -	X:00.000	6 - 1:46.111
2 -	1:53.034	7 - 1:47.508
3 -	1:47.884	8 - 1:46.521
4 -	1:45.640	9 - 1:47.432
5 -	1:46.946	10 - 1:49.774

Historic Racing Saloons

QUALIFYING - LAP ANALYSIS

(contd.)

57	Jonathan GOMM	Ford Anglia 105E
1 - X:00.000	6 - 1:52.224	
2 - 1:53.232	7 - 1:50.064	
3 - 1:51.004		
4 - 1:48.148		
5 - 8:17.761		
62	Nick SAVAGE	Alfa Romeo GTA
1 - X:00.000	6 - 1:56.562	
2 - 2:04.495	7 - 1:56.025	
3 - 1:57.614	8 - 1:54.757	
4 - 1:58.464	9 - 1:55.440	
5 - 1:55.973		
69	Bob BULLEN	Ford Anglia
1 - X:00.000	6 - 1:49.587	
2 - 1:56.120	7 - 1:50.172	
3 - 1:51.270	8 - 1:48.465	
4 - 1:48.855	9 - 1:46.659	
5 - 1:48.429	10 - 1:45.981	
77	Roger EBDON	Morris Mini
1 - X:00.000	6 - 1:48.987	
2 - 1:58.909	7 - 1:52.195	
3 - 1:51.153	8 - 1:48.558	
4 - 1:50.582	9 - 1:48.794	
5 - 1:51.567	10 - 1:50.775	
78	Colin FLYNN	Morris Cooper S
1 - X:00.000	6 - 1:59.623	
2 - 2:01.092	7 - 1:56.688	
3 - 2:00.563		
4 - 1:58.267		
5 - 1:58.520		
81	Ed GLAISTER	Ford Anglia 100E
1 - X:00.000	6 - 1:51.572	
2 - 1:57.310	7 - 1:53.680	
3 - 1:54.669	8 - 1:53.647	
4 - 1:55.209	9 - 1:54.556	
5 - 1:53.570	10 - 1:53.661	
82	Barry LONG	Austin Mini Cooper S
1 - X:00.000	6 - 1:56.602	
2 - 2:01.497	7 - 1:53.772	
3 - 1:59.666	8 - 1:50.887	
4 - 1:53.607	9 - 1:50.495	
5 - 1:54.456	10 - 1:51.002	

Historic Racing Saloons


QUALIFYING - LAP ANALYSIS

(contd.)

85	Roger GODFREY	Austin Cooper S
1 - X:00.000	6 - 1:46.625	
2 - 1:52.288	7 - 1:47.177	
3 - 1:49.137	8 - 1:46.908	
4 - 1:47.030	9 - 1:46.741	
5 - 1:47.224	10 - 1:48.587	
87	Simon BENOY	Sunbeam Imp
1 - X:00.000	6 - 1:53.908	
2 - 1:56.882	7 - 1:51.639	
3 - 1:54.178	8 - 1:51.134	
4 - 1:52.575	9 - 1:54.259	
5 - 1:51.873	10 - 1:51.298	
91	Vince FROST	Hillman Imp
1 - X:00.000	6 - 2:00.297	
2 - 2:07.356	7 - 2:01.689	
3 - 2:07.042	8 - 2:03.095	
4 - 2:03.339	9 - 2:03.921	
5 - 2:02.641		
94	Steve PLATTS	Singer Chamois
1 - X:00.000	6 - 1:55.200	
2 - 1:57.421	7 - 1:55.436	
3 - 1:59.537	8 - 1:55.864	
4 - 1:55.452	9 - 1:55.645	
5 - 1:55.807	10 - 1:53.865	

Historic Racing Saloons

GRID - RACE 5

ROW 13	2:00.297	91 FROST	
ROW 12	1:54.757	62 SAVAGE	1:56.688 78 FLYNN
ROW 11	1:53.865	94 PLATTS	1:54.440 1 OLIVER
ROW 10	1:51.134	87 BENOY	1:51.572 81 GLAISTER
ROW 9	1:50.495	82 LONG	1:50.783 41 FIELDING
ROW 8	1:49.358	52 ERGIS	1:49.761 49 HORE
ROW 7	1:48.558	77 EBDON	1:49.003 34 BRACEY
ROW 6	1:48.128	33 FULLER	1:48.148 57 GOMM
ROW 5	1:46.625	85 GODFREY	1:48.003 50 READ
ROW 4	1:45.981	69 BULLEN	1:46.478 23 COPE
ROW 3	1:44.231	21 DODD	1:45.640 54 WOOD
ROW 2	1:43.677	46 COX	1:43.869 35 DODD
ROW 1	1:42.629	31 ELY	1:43.638 19 STEPHENSON
POLE			
			

Weather / Track : Bright / Dry
 These results are provisional until the conclusion of any judicial and technical matters.

Croft
 Circuit Length = 2.1270 miles.
 Start: 11:25 End: 11:45

Clerk of Course:	Stewards:	Timekeeper:
------------------	-----------	-------------

Historic Racing Saloons

RACE CLASSIFICATION - RACE 5

POS	NO	CL	DRIVER	NAT	CAR	TIME	LAPS	GAP	MPH	BEST
1	35	B	James DODD		Alfa Romeo Guilia Sprint GT	20:52.798	12		73.34	1:42.620
2	46	C	Dan COX		Ford Anglia 105E	20:59.719	12	6.921	72.94	1:42.360
3	31	B	Les ELY		BMW 2000	21:01.101	12	8.303	72.86	1:43.264
4	21	A	Graeme DODD		Jaguar MkII	21:12.245	12	19.447	72.22	1:43.506
5	69	C	Bob BULLEN		Ford Anglia	21:32.354	12	39.556	71.10	1:45.789
6	85	D	Roger GODFREY		Austin Cooper S	21:33.219	12	40.421	71.05	1:45.835
7	54	C	Neil WOOD		Ford Anglia 105E	21:33.876	12	41.078	71.01	1:43.737
8	19	A	Roy STEPHENSON		Ford Mustang	21:38.644	12	45.846	70.75	1:43.508
9	23	A	Roger COPE		Jaguar S Type	21:49.446	12	56.648	70.17	1:46.717
10	57	C	Jonathan GOMM		Ford Anglia 105E	21:51.156	12	58.358	70.08	1:46.219
11	34	B	Louis BRACEY		Ford Lotus Cortina	21:53.456	12	1:00.658	69.95	1:46.285
12	52	C	Peter ERGIS		Ford Cortina GT	22:00.432	12	1:07.634	69.58	1:47.111
13	41	C	Tony FIELDING		Ford Anglia	22:22.802	12	1:30.004	68.42	1:48.381
14	82	D	Barry LONG		Austin Mini Cooper S	22:31.381	12	1:38.583	67.99	1:48.620
15	49	C	Peter HORE		Lotus Cortina	22:31.706	12	1:38.908	67.97	1:49.753
16	87	E	Simon BENOY		Sunbeam Imp	22:34.663	12	1:41.865	67.83	1:50.286
17	77	D	Roger EBDON		Morris Mini	22:41.841	12	1:49.043	67.47	1:47.367
18	50	C	Steve READ		Ford Anglia	23:21.313	12	2:28.515	65.57	1:46.549
19	33	B	James FULLER		Alfa Romeo Giulia Sprint	21:03.030	11	1 LAP	66.68	1:48.526
20	94	E	Steve PLATTS		Singer Chamois	21:09.924	11	1 LAP	66.32	1:53.055
21	81	D	Ed GLAISTER		Ford Anglia 100E	21:17.830	11	1 LAP	65.91	1:53.007
22	78	D	Colin FLYNN		Morris Cooper S	21:18.388	11	1 LAP	65.88	1:52.590
23	62	C	Nick SAVAGE		Alfa Romeo GTA	21:48.689	11	1 LAP	64.36	1:55.914
24	91	E	Vince FROST		Hillman Imp	22:48.473	11	1 LAP	61.55	2:01.449

NOT CLASSIFIED

1	E	Adrian OLIVER	Hillman Imp	0	D.N.F.	N/A
---	---	---------------	-------------	---	--------	-----

FASTEST LAP

46	C	Dan COX	Ford Anglia 105E	1:42.360	4	74.80mph	120.38kph
35	B	James DODD	Alfa Romeo Guilia Sprint GT	1:42.620	5	74.61mph	120.08kph
21	A	Graeme DODD	Jaguar MkII	1:43.506	5	73.97mph	119.05kph
85	D	Roger GODFREY	Austin Cooper S	1:45.835	3	72.35mph	116.43kph
87	E	Simon BENOY	Sunbeam Imp	1:50.286	5	69.43mph	111.73kph

Weather / Track : Bright / Dry
 These results are provisional until the conclusion of any judicial and technical matters.

Croft
 Circuit Length = 2.1270 miles.
 Start: 16:08 End: 16:31

Clerk of Course:	Stewards:	Timekeeper:
------------------	-----------	-------------

Historic Racing Saloons

RACE 5 - LAP CHART

Lap 1			Lap 2			Lap 3			Lap 4			Lap 5		
No	Behind	Laptime	No	Behind	Laptime	No	Behind	Laptime	No	Behind	Laptime	No	Behind	Laptime
19		1:51.662	19		1:43.955	46		1:43.593	46		1:42.360	46		1:43.032
31	0.939	1:52.601	46	1.126	1:43.389	35	0.297	1:43.493	35	1.051	1:43.114	35	0.639	1:42.620
46	1.692	1:53.354	35	1.523	1:43.149	19	0.469	1:45.188	19	2.806	1:44.697	19	3.901	1:44.127
35	2.329	1:53.991	31	2.395	1:45.411	31	0.940	1:43.264	31	3.862	1:45.282	31	4.561	1:43.731
69	3.137	1:54.799	21	3.769	1:44.129	21	2.734	1:43.684	21	5.073	1:44.699	21	5.547	1:43.506
21	3.595	1:55.257	69	5.063	1:45.881	69	6.133	1:45.789	69	10.561	1:46.788	69	13.989	1:46.460
85	4.187	1:55.849	85	6.308	1:46.076	85	7.424	1:45.835	85	11.869	1:46.805	85	15.465	1:46.628
50	5.222	1:56.884	50	7.816	1:46.549	50	10.601	1:47.504	50	16.700	1:48.459	23	23.359	1:47.102
23	6.235	1:57.897	23	8.997	1:46.717	23	11.884	1:47.606	23	19.289	1:49.765	50	23.413	1:49.745
77	8.330	1:59.992	77	11.742	1:47.367	77	15.532	1:48.509	77	21.004	1:47.832	54	25.343	1:43.737
33	8.914	2:00.576	33	14.074	1:49.115	33	17.881	1:48.526	33	24.076	1:48.555	77	26.319	1:48.347
52	9.374	2:01.036	52	14.443	1:49.024	52	18.629	1:48.905	54	24.638	1:45.792	57	31.151	1:48.177
57	9.808	2:01.470	57	15.135	1:49.282	57	19.029	1:48.613	57	26.006	1:49.337	52	31.348	1:47.939
34	11.431	2:03.093	34	18.015	1:50.539	54	21.206	1:47.272	52	26.441	1:50.172	33	31.386	1:50.342
94	13.657	2:05.319	54	18.653	1:47.647	34	22.264	1:48.968	34	27.978	1:48.074	34	33.703	1:48.757
82	13.690	2:05.352	82	19.810	1:50.075	41	25.796	1:49.811	41	31.843	1:48.407	41	37.192	1:48.381
41	14.151	2:05.813	41	20.704	1:50.508	82	26.610	1:51.519	82	33.019	1:48.769	82	38.607	1:48.620
54	14.961	2:06.623	94	23.632	1:53.930	49	30.962	1:51.987	49	39.318	1:50.716	49	47.017	1:50.731
49	15.637	2:07.299	49	23.694	1:52.012	94	32.864	1:53.951	87	41.628	1:50.521	87	48.882	1:50.286
87	17.317	2:08.979	87	25.261	1:51.899	87	33.467	1:52.925	94	43.559	1:53.055	94	53.582	1:53.055
81	18.852	2:10.514	81	29.035	1:54.138	81	39.856	1:55.540	81	52.856	1:55.360	81	1:03.833	1:54.009
78	19.630	2:11.292	78	30.744	1:55.069	78	41.540	1:55.515	78	54.944	1:55.764	78	1:05.576	1:53.664
62	21.091	2:12.753	62	33.647	1:56.511	62	47.134	1:58.206	62	1:00.953	1:56.179	62	1:14.394	1:56.473
91	24.866	2:16.528	91	42.836	2:01.925	91	1:00.499	2:02.382	91	1:21.524	2:03.385	91	1:41.852	2:03.360

Historic Racing Saloons

RACE 5 - LAP CHART

(contd.)

Lap 6			Lap 7			Lap 8			Lap 9			Lap 10		
No	Behind	Laptime	No	Behind	Laptime	No	Behind	Laptime	No	Behind	Laptime	No	Behind	Laptime
46		1:42.990	35		1:43.546	35		1:43.564	35		1:43.955	35		1:43.873
35	0.725	1:43.076	46	0.303	1:44.574	46	1.937	1:45.198	46	4.011	1:46.029	19	6.151	1:44.055
19	4.797	1:43.886	19	4.034	1:43.508	19	5.025	1:44.555	19	5.969	1:44.899	81	1 LAP	1:55.629
31	5.294	1:43.723	31	4.698	1:43.675	31	5.788	1:44.654	31	6.352	1:44.519	46	6.778	1:46.640
21	7.221	1:44.664	21	7.655	1:44.705	21	9.004	1:44.913	21	11.195	1:46.146	78	1 LAP	1:56.499
69	18.109	1:47.110	91	1 LAP	2:05.507	69	24.328	1:47.192	62	1 LAP	2:04.535	31	7.925	1:45.446
85	19.364	1:46.889	69	20.700	1:46.862	85	25.528	1:47.064	69	27.799	1:47.426	21	13.625	1:46.303
23	29.113	1:48.744	85	22.028	1:46.935	54	37.514	1:47.285	85	28.601	1:47.028	62	1 LAP	1:56.774
54	29.915	1:47.562	23	33.532	1:48.690	23	38.784	1:48.816	54	38.768	1:45.209	69	31.877	1:47.951
50	30.192	1:49.769	54	33.793	1:48.149	50	39.553	1:48.595	23	42.577	1:47.748	85	33.361	1:48.633
77	31.338	1:48.009	50	34.522	1:48.601	77	39.938	1:47.908	50	45.308	1:49.710	54	40.093	1:45.198
57	34.380	1:46.219	77	35.594	1:48.527	57	41.218	1:47.845	77	45.704	1:49.721	23	47.563	1:48.859
52	36.152	1:47.794	57	36.937	1:46.828	91	1 LAP	2:07.122	57	46.032	1:48.769	50	48.190	1:46.755
33	38.496	1:50.100	52	40.385	1:48.504	34	46.586	1:48.043	34	50.576	1:47.945	57	48.837	1:46.678
34	38.597	1:47.884	34	42.107	1:47.781	52	46.980	1:50.159	52	52.520	1:49.495	77	54.064	1:52.233
41	42.906	1:48.704	33	47.601	1:53.376	41	55.972	1:51.326	41	1:02.240	1:50.223	34	54.347	1:47.644
82	48.071	1:52.454	41	48.210	1:49.575	33	1:05.659	2:01.622P	91	1 LAP	2:02.575	52	55.758	1:47.111
49	54.660	1:50.633	82	55.691	1:51.891	82	1:05.515	1:53.388	82	1:14.603	1:53.043	41	1:10.428	1:52.061
87	57.205	1:51.313	49	1:03.579	1:53.190	49	1:12.146	1:52.131	49	1:19.275	1:51.084	91	1 LAP	2:01.449
94	1:04.722	1:54.130	87	1:04.991	1:52.057	87	1:13.503	1:52.076	87	1:20.637	1:51.089	82	1:21.884	1:51.154
81	1:14.517	1:53.674	94	1:15.546	1:55.095	94	1:26.955	1:54.973	94	1:38.568	1:55.568	49	1:25.155	1:49.753
78	1:16.611	1:54.025	78	1:25.854	1:53.514	81	1:38.975	1:56.644	33	1:41.661	2:19.957	87	1:27.323	1:50.559
62	1:27.318	1:55.914	81	1:25.895	1:55.649	78	1:39.237	1:56.947						
			62	1:39.942	1:56.895									

Historic Racing Saloons

RACE 5 - LAP CHART

(contd.)

Lap 11			Lap 12			Lap 13			Lap 14			Lap 15		
No	Behind	Laptime	No	Behind	Laptime	No	Behind	Laptime	No	Behind	Laptime	No	Behind	Laptime
35		1:43.869	35		1:44.548									
33	1 LAP	1:49.423	46	6.921	1:44.265									
46	7.204	1:44.295	31	8.303	1:44.406									
94	1 LAP	1:56.418	33	1 LAP	1:51.438									
31	8.445	1:44.389	94	1 LAP	1:54.430									
81	1 LAP	1:53.666	21	19.447	1:47.296									
21	16.699	1:46.943	81	1 LAP	1:53.007									
78	1 LAP	1:53.509	78	1 LAP	1:52.590									
69	36.637	1:48.629	69	39.556	1:47.467									
85	37.066	1:47.574	85	40.421	1:47.903									
54	41.701	1:45.477	54	41.078	1:43.925									
19	44.008	2:21.726	19	45.846	1:46.386									
62	1 LAP	1:58.281	62	1 LAP	1:56.168									
23	52.633	1:48.939	23	56.648	1:48.563									
50	52.850	1:48.529	57	58.358	1:49.547									
57	53.359	1:48.391	34	1:00.658	1:48.443									
34	56.763	1:46.285	52	1:07.634	1:52.483									
77	59.020	1:48.825	41	1:30.004	1:55.629									
52	59.699	1:47.810	82	1:38.583	1:52.555									
41	1:18.923	1:52.364	49	1:38.908	1:52.372									
82	1:30.576	1:52.561	87	1:41.865	1:51.515									
49	1:31.084	1:49.798	77	1:49.043	2:34.571									
87	1:34.898	1:51.444	91	1 LAP	2:02.044									
91	1 LAP	2:02.196	50	2:28.515	3:20.213P									

Derek Bell Trophy & Classic Formula 3 Championship

QUALIFYING - RACE 6

POS	NO	CL	DRIVER	NAT	CAR	TIME	LAPS	GAP	MPH
1	74	A	Ian GILES		Gurney Eagle FA 74	1:24.803	8		90.29
2	65	A	Frank LYONS		Lola T332	1:25.798	9	0.995	89.24
3	32	B	David COPLOWE		March 712	1:27.142	13	2.339	87.87
4	1	C	Stuart TILLEY		Modus M1	1:28.021	16	3.218	86.99
5	33	C	Mike CAMPBELL COLE		Brabham BT40	1:30.492	14	5.689	84.61
6	42	C	Tom THORNTON		Argo JM3	1:32.131	10	7.328	83.11
7	5	C	John MONSON		Crossle 19F	1:32.823	7	8.020	82.49
8	50	C	Philip HART		Modus M4	1:35.778	9	10.975	79.94
9	60	Inv	Nigel GRANT		Delta T78	1:36.196	13	11.393	79.60
10	55	A	Judy LYONS		McLaren M18	2:25.053	4	1:00.250	52.78

Weather / Track : Bright / Dry

These results are provisional until the conclusion of any judicial and technical matters.

Croft

Circuit Length = 2.1270 miles.

Start: 12:03 End: 12:37

Clerk of Course:

Stewards:

Timekeeper:

Derek Bell Trophy & Classic Formula 3 Championship

QUALIFYING - LAP ANALYSIS

1	Stuart TILLEY	Modus M1
1 - X:00.000	6 - 1:34.784	11 - 1:28.886
2 - 1:35.854	7 - 1:28.561	12 - 1:30.967
3 - 1:30.531	8 - 1:28.946	13 - 1:28.745
4 - 1:29.666	9 - X:00.000	14 - 1:28.021
5 - 1:30.124	10 - 1:30.862	15 - 1:28.748
5	John MONSON	Crossle 19F
1 - X:00.000	6 - 1:33.016	
2 - 1:42.476	7 - 1:35.272	
3 - 1:37.370		
4 - 1:35.034		
5 - 1:32.823		
32	David COPLOWE	March 712
1 - X:00.000	6 - 1:49.095P	11 - 1:29.888
2 - 1:32.460	7 - 3:05.126	12 - 1:27.916
3 - 1:30.231	8 - X:00.000	13 - 1:27.142
4 - 1:29.796	9 - 1:52.061	
5 - 1:30.399	10 - 1:32.075	
33	Mike CAMPBELL COLE	Brabham BT40
1 - X:00.000	6 - 1:34.308	11 - 1:34.354
2 - 1:35.052	7 - 1:31.533	12 - 1:32.163
3 - 1:35.280	8 - X:00.000	13 - 1:30.492
4 - 1:34.015	9 - 1:33.673	14 - 1:30.826
5 - 1:32.472	10 - 1:33.152	
42	Tom THORNTON	Argo JM3
1 - X:00.000	6 - 1:33.244	
2 - 1:42.543	7 - 1:32.655	
3 - 1:36.902	8 - 1:33.586	
4 - 1:35.229	9 - 1:32.131	
5 - X:00.000	10 - 1:33.141	
50	Philip HART	Modus M4
1 - X:00.000	6 - 1:35.778	
2 - 1:38.793	7 - X:00.000	
3 - 1:48.783P	8 - 1:36.787	
4 - 3:21.505	9 - 1:50.493P	
5 - 1:40.625		
55	Judy LYONS	McLaren M18
1 - X:00.000		
2 - 2:30.285		
3 - 2:27.518		
4 - 2:25.053		

Derek Bell Trophy & Classic Formula 3 Championship

QUALIFYING - LAP ANALYSIS

(contd.)

60	Nigel GRANT	Delta T78
1 - X:00.000	6 - 1:41.232	11 - 1:38.177
2 - 1:46.511	7 - X:00.000	12 - 1:37.439
3 - 1:41.005	8 - 1:37.410	13 - 1:36.336
4 - 1:40.234	9 - 1:36.196	
5 - 1:38.050	10 - 1:38.272	
65	Frank LYONS	Lola T332
1 - X:00.000	6 - 4:31.111P	
2 - 1:30.979	7 - X:00.000	
3 - 1:29.831	8 - 1:25.798	
4 - 1:29.587	9 - 1:26.129	
5 - 1:28.383		
74	Ian GILES	Gurney Eagle FA 74
1 - X:00.000	6 - X:00.000	
2 - 1:35.414	7 - 1:26.148	
3 - 1:30.204	8 - 1:24.803	
4 - 1:26.160		
5 - 4:43.049P		

Derek Bell Trophy & Classic Formula 3 Championship

GRID - RACE 6

ROW 5	1:36.196 60 GRANT	2:25.053 55 LYONS
ROW 4	1:32.823 5 MONSON	1:35.778 50 HART
ROW 3	1:30.492 33 CAMPBELL COLE	1:32.131 42 THORNTON
ROW 2	1:27.142 32 COPLOWE	1:28.021 1 TILLEY
ROW 1	1:24.803 74 GILES	1:25.798 65 LYONS
POLE		



Weather / Track : Bright / Dry
These results are provisional until the conclusion of any judicial and technical matters.

Croft
 Circuit Length = 2.1270 miles.
 Start: 12:03 End: 12:37

Clerk of Course:	Stewards:	Timekeeper:
------------------	-----------	-------------

Derek Bell Trophy & Classic Formula 3 Championship

RACE CLASSIFICATION - RACE 6

POS	NO	CL	DRIVER	NAT	CAR	TIME	LAPS	GAP	MPH	BEST
1	65	A	Frank LYONS		Lola T332	20:17.054	14		88.08	1:24.721
2	1	C	Stuart TILLEY		Modus MI	20:17.783	14	0.729	88.02	1:25.409
3	32	B	David COPLOWE		March 712	21:09.687	14	52.633	84.43	1:28.007
4	5	C	John MONSON		Crossle 19F	21:24.425	14	1:07.371	83.46	1:29.471
5	50	C	Philip HART		Modus M4	21:30.892	14	1:13.838	83.04	1:29.532
6	42	C	Tom THORNTON		Argo JM3	21:38.470	14	1:21.416	82.55	1:31.178
7	33	C	Mike CAMPBELL COLE		Brabham BT40	21:39.036	14	1:21.982	82.52	1:30.551

NOT CLASSIFIED

60	Inv		Nigel GRANT		Delta T78		0	D.N.F.	N/A	
----	-----	--	-------------	--	-----------	--	---	--------	-----	--

FASTEST LAP

65	A		Frank LYONS		Lola T332	1:24.721	13	90.38mph	145.45kph
1	C		Stuart TILLEY		Modus MI	1:25.409	5	89.65mph	144.28kph
32	B		David COPLOWE		March 712	1:28.007	3	87.00mph	140.02kph

Weather / Track : Bright / Dry
 These results are provisional until the conclusion of any judicial and technical matters.

Croft
 Circuit Length = 2.1270 miles.
 Start: 16:46 End: 17:07

Clerk of Course:	Stewards:	Timekeeper:
------------------	-----------	-------------

Derek Bell Trophy & Classic Formula 3 Championship

RACE 6 - LAP CHART

Lap 1			Lap 2			Lap 3			Lap 4			Lap 5		
No	Behind	Laptime	No	Behind	Laptime	No	Behind	Laptime	No	Behind	Laptime	No	Behind	Laptime
65		1:33.799	65		1:26.658	65		1:28.661	65		1:26.430	65		1:25.172
1	0.414	1:34.213	1	1.039	1:27.283	1	1.274	1:28.896	1	1.352	1:26.508	1	1.589	1:25.409
32	2.286	1:36.085	32	4.273	1:28.645	32	3.619	1:28.007	32	5.708	1:28.519	32	8.669	1:28.133
33	5.122	1:38.921	33	10.669	1:32.205	50	12.633	1:30.240	50	20.195	1:33.992	50	26.476	1:31.453
50	5.417	1:39.216	50	11.054	1:32.295	33	14.272	1:32.264	33	21.629	1:33.787	33	28.878	1:32.421
42	6.915	1:40.714	42	12.665	1:32.408	42	16.954	1:32.950	42	23.445	1:32.921	5	30.796	1:32.023
5	9.151	1:42.950	5	14.872	1:32.379	5	17.615	1:31.404	5	23.945	1:32.760	42	30.820	1:32.547

Derek Bell Trophy & Classic Formula 3 Championship

RACE 6 - LAP CHART

(contd.)

Lap 6			Lap 7			Lap 8			Lap 9			Lap 10		
No	Behind	Laptime	No	Behind	Laptime	No	Behind	Laptime	No	Behind	Laptime	No	Behind	Laptime
65		1:26.865	65		1:26.475	65		1:27.115	65		1:25.890	65		1:26.190
1	1.039	1:26.315	1	1.124	1:26.560	1	0.534	1:26.525	1	0.516	1:25.872	1	0.364	1:26.038
32	12.178	1:30.374	32	16.027	1:30.324	32	20.333	1:31.421	32	26.025	1:31.582	32	30.582	1:30.747
50	32.784	1:33.173	50	38.670	1:32.361	5	42.555	1:30.225	50	47.293	1:30.126	5	51.596	1:30.234
5	34.960	1:31.029	5	39.445	1:30.960	50	43.057	1:31.502	5	47.552	1:30.887	50	51.786	1:30.683
42	35.815	1:31.860	42	40.845	1:31.505	42	45.097	1:31.367	42	50.654	1:31.447	42	55.642	1:31.178
33	36.061	1:34.048	33	43.442	1:33.856	33	47.952	1:31.625	33	54.468	1:32.406	33	59.529	1:31.251

Derek Bell Trophy & Classic Formula 3 Championship
RACE 6 - LAP CHART

(contd.)

Lap 11			Lap 12			Lap 13			Lap 14			Lap 15		
No	Behind	Laptime	No	Behind	Laptime	No	Behind	Laptime	No	Behind	Laptime	No	Behind	Laptime
65		1:26.309	1		1:25.477	65		1:24.721	65		1:25.743			
1	1.066	1:27.011	65	0.483	1:27.026	1	0.561	1:25.765	1	0.729	1:25.911			
32	34.716	1:30.443	32	38.241	1:30.068	32	45.401	1:32.364	32	52.633	1:32.975			
5	54.758	1:29.471	5	57.708	1:29.493	5	1:02.315	1:29.811	5	1:07.371	1:30.799			
50	55.009	1:29.532	50	1:01.037	1:32.571	50	1:06.516	1:30.683	50	1:13.838	1:33.065			
42	1:01.531	1:32.198	42	1:08.863	1:33.875	42	1:15.930	1:32.271	42	1:21.416	1:31.229			
33	1:03.771	1:30.551	33	1:09.448	1:32.220	33	1:16.285	1:32.041	33	1:21.982	1:31.440			

Millers Oils Classic Sports Car Championship

QUALIFYING - RACE 7

POS	NO	CL	DRIVER	NAT	CAR	TIME	LAPS	GAP	MPH
1	72	GT5	Jamie BOOT		TVR Griffith 400	1:40.451	10		76.22
2	70	GT7	Les ELY		Jaguar E-Type	1:40.795	9	0.344	75.96
3	27	GT4	Barry SEWELL		Marcos Volvo GT	1:41.699	9	1.248	75.29
4	65	GT4	Peter THOMPSON		Marcos 1800GT	1:42.491	9	2.040	74.71
5	44	GT7	Stephen RADCLIFFE		Jaguar E-Type	1:42.783	9	2.332	74.49
6	2	GT3	Stuart TIZZARD		Lotus Elan S1	1:43.410	9	2.959	74.04
7	90	Inv	Marshall BAILEY		Lotus 23B	1:43.936	8	3.485	73.67
8	5	GT7	Michael MOORE		Jaguar E-Type	1:45.147	9	4.696	72.82
9	29	GT7	Lord DRAYSON		Jaguar E-Type	1:46.486	9	6.035	71.90
10	30	GT5	Jim CHAPMAN		Chevrolet Corvette	1:46.805	9	6.354	71.69
11	1	GT6	Simon ASHWORTH		MGB	1:48.207	9	7.756	70.76
12	6	GT7	David BETTS		Shelby GT 350	1:49.111	9	8.660	70.17
13	84	GT6	Graham JONES		MGB	1:50.259	9	9.808	69.44
14	60	GT1	Tom HARRIS		Lotus Elan	1:54.189	4	13.738	67.05

Weather / Track : Sunny / Dry

These results are provisional until the conclusion of any judicial and technical matters.

Croft

Circuit Length = 2.1270 miles.

Start: 12:43 End: 13:01

Clerk of Course:	Stewards:	Timekeeper:
------------------	-----------	-------------

Millers Oils Classic Sports Car Championship

QUALIFYING - LAP ANALYSIS

1	Simon ASHWORTH	MGB
1 -	4:46.250	6 - 1:49.227
2 -	1:52.569	7 - 1:49.843
3 -	1:51.213	8 - 1:48.207
4 -	1:49.702	9 - 1:49.712
5 -	1:51.675	
2	Stuart TIZZARD	Lotus Elan S1
1 -	4:39.696	6 - 1:43.981
2 -	1:47.639	7 - 1:43.410
3 -	1:43.983	8 - 1:44.520
4 -	1:44.425	9 - 1:43.479
5 -	1:44.839	
5	Michael MOORE	Jaguar E-Type
1 -	4:51.454	6 - 1:46.845
2 -	1:50.435	7 - 1:48.803
3 -	1:48.483	8 - 1:45.147
4 -	1:46.651	9 - 1:46.143
5 -	1:45.759	
6	David BETTS	Shelby GT 350
1 -	5:12.773	6 - 1:49.305
2 -	1:55.598	7 - 1:51.084
3 -	1:51.702	8 - 1:49.111
4 -	1:50.066	9 - 1:49.262
5 -	1:49.426	
27	Barry SEWELL	Marcos Volvo GT
1 -	4:59.671	6 - 1:41.699
2 -	1:50.956	7 - 1:42.168
3 -	1:45.622	8 - 1:44.877
4 -	1:44.670	9 - 1:58.111
5 -	1:49.165	
29	Lord DRAYSON	Jaguar E-Type
1 -	5:16.622	6 - 1:48.505
2 -	1:57.109	7 - 1:48.522
3 -	1:52.813	8 - 1:51.100
4 -	1:50.006	9 - 1:46.486
5 -	1:48.148	
30	Jim CHAPMAN	Chevrolet Corvette
1 -	4:53.083	6 - 2:34.861
2 -	1:50.758	7 - 2:03.245
3 -	1:48.509	8 - 1:46.805
4 -	1:48.300	9 - 1:48.896
5 -	2:02.901P	

Millers Oils Classic Sports Car Championship


QUALIFYING - LAP ANALYSIS

(contd.)

44	Stephen RADCLIFFE	Jaguar E-Type
1 -	4:45.477	6 - 1:43.552
2 -	1:45.140	7 - 1:43.072
3 -	1:44.122	8 - 1:43.661
4 -	1:43.680	9 - 1:42.783
5 -	1:42.994	
60	Tom HARRIS	Lotus Elan
1 -	5:16.746	
2 -	2:10.086	
3 -	1:58.103	
4 -	1:54.189	
65	Peter THOMPSON	Marcos 1800GT
1 -	4:50.378	6 - 1:47.137
2 -	1:50.261	7 - 1:44.723
3 -	1:48.976	8 - 1:43.594
4 -	1:46.071	9 - 1:42.491
5 -	1:46.126	
70	Les ELY	Jaguar E-Type
1 -	4:34.636	6 - 1:40.795
2 -	1:43.877	7 - 1:41.456
3 -	1:42.116	8 - 1:41.921
4 -	1:41.508	9 - 1:42.357
5 -	1:41.615	
72	Jamie BOOT	TVR Griffith 400
1 -	4:58.299	6 - 1:43.906
2 -	1:47.281	7 - 1:40.827
3 -	1:47.052	8 - 1:40.451
4 -	1:47.323	9 - 1:40.955
5 -	1:42.623	10 - 1:46.229
84	Graham JONES	MGB
1 -	4:56.918	6 - 1:50.513
2 -	1:55.265	7 - 1:51.300
3 -	1:51.561	8 - 1:56.487
4 -	1:53.614	9 - 1:52.052
5 -	1:50.259	
90	Marshall BAILEY	Lotus 23B
1 -	5:03.803	6 - 1:45.135
2 -	1:51.702	7 - 1:45.480
3 -	1:48.150	8 - 1:43.936
4 -	1:48.295	
5 -	1:46.139	

Millers Oils Classic Sports Car Championship

GRID - RACE 7

ROW 7	1:50.259 84 JONES	1:54.189 60 HARRIS
ROW 6	1:48.207 1 ASHWORTH	1:49.111 6 BETTS
ROW 5	1:46.486 29 DRAYSON	1:46.805 30 CHAPMAN
ROW 4	1:43.936 90 BAILEY	1:45.147 5 MOORE
ROW 3	1:42.783 44 RADCLIFFE	1:43.410 2 TIZZARD
ROW 2	1:41.699 27 SEWELL	1:42.491 65 THOMPSON
ROW 1	1:40.451 72 BOOT	1:40.795 70 ELY
POLE		
		

Weather / Track : Sunny / Dry
 These results are provisional until the conclusion of any judicial and technical matters.

Croft
 Circuit Length = 2.1270 miles.
 Start: 12:43 End: 13:01

Clerk of Course:	Stewards:	Timekeeper:
------------------	-----------	-------------

Millers Oils Classic Sports Car Championship

RACE CLASSIFICATION - RACE 7

POS	NO	CL	DRIVER	NAT	CAR	TIME	LAPS	GAP	MPH	BEST
1	72	GT5	Jamie BOOT		TVR Griffith 400	21:51.354	13		75.90	1:38.583
2	2	GT3	Stuart TIZZARD		Lotus Elan S1	22:19.041	13	27.687	74.33	1:41.559
3	70	GT7	Les ELY		Jaguar E-Type	22:22.751	13	31.397	74.13	1:41.521
4	44	GT7	Stephen RADCLIFFE		Jaguar E-Type	22:25.807	13	34.453	73.96	1:42.342
5	65	GT4	Peter THOMPSON		Marcos 1800GT	22:27.391	13	36.037	73.87	1:41.573
6	29	GT7	Lord DRAYSON		Jaguar E-Type	23:08.945	13	1:17.591	71.66	1:44.289
7	5	GT7	Michael MOORE		Jaguar E-Type	23:16.873	13	1:25.519	71.26	1:44.445
8	27	GT4	Barry SEWELL		Marcos Volvo GT	23:18.345	13	1:26.991	71.18	1:41.661
9	1	GT6	Simon ASHWORTH		MGB	22:08.753	12	1 LAP	69.15	1:48.572
10	84	GT6	Graham JONES		MGB	22:29.565	12	1 LAP	68.08	1:49.410
11	30	GT5	Jim CHAPMAN		Chevrolet Corvette	22:35.949	12	1 LAP	67.76	1:46.032
12	60	GT1	Tom HARRIS		Lotus Elan	23:00.483	12	1 LAP	66.56	1:46.884
13	6	GT7	David BETTS		Shelby GT 350	22:00.519	11	2 LAPS	63.78	1:52.389

NOT CLASSIFIED

90	Inv	Marshall BAILEY		Lotus 23B	1:58.407	1	D.N.F.	64.66	1:58.407
----	-----	-----------------	--	-----------	----------	---	--------	-------	----------

FASTEST LAP

72	GT5	Jamie BOOT		TVR Griffith 400	1:38.583	4	77.67mph	125.00kph
70	GT7	Les ELY		Jaguar E-Type	1:41.521	9	75.42mph	121.38kph
2	GT3	Stuart TIZZARD		Lotus Elan S1	1:41.559	10	75.39mph	121.33kph
65	GT4	Peter THOMPSON		Marcos 1800GT	1:41.573	10	75.38mph	121.32kph
60	GT1	Tom HARRIS		Lotus Elan	1:46.884	8	71.64mph	115.29kph
1	GT6	Simon ASHWORTH		MGB	1:48.572	6	70.52mph	113.50kph
90	Inv	Marshall BAILEY		Lotus 23B	1:58.407	1	64.66mph	104.07kph

Weather / Track : Bright / Dry
 These results are provisional until the conclusion of any judicial and technical matters.

Croft
 Circuit Length = 2.1270 miles.
 Start: 17:16 End: 17:39

Clerk of Course:	Stewards:	Timekeeper:
------------------	-----------	-------------

Millers Oils Classic Sports Car Championship

RACE 7 - LAP CHART

Lap 1			Lap 2			Lap 3			Lap 4			Lap 5		
No	Behind	Laptime	No	Behind	Laptime	No	Behind	Laptime	No	Behind	Laptime	No	Behind	Laptime
72		1:47.902	72		1:40.858	72		1:39.038	72		1:38.583	72		1:39.024
2	1.492	1:49.394	2	3.211	1:42.577	2	6.822	1:42.649	2	11.269	1:43.030	2	14.926	1:42.681
70	2.206	1:50.108	70	3.824	1:42.476	70	7.958	1:43.172	70	12.031	1:42.656	70	15.644	1:42.637
44	2.602	1:50.504	44	4.890	1:43.146	44	8.582	1:42.730	44	12.580	1:42.581	44	16.134	1:42.578
65	5.242	1:53.144	65	9.347	1:44.963	65	13.279	1:42.970	65	17.736	1:43.040	65	20.873	1:42.161
29	8.884	1:56.786	5	13.689	1:45.182	29	20.250	1:45.525	5	26.674	1:44.445	5	32.920	1:45.270
5	9.365	1:57.267	29	13.763	1:45.737	5	20.812	1:46.161	29	26.968	1:45.301	29	34.616	1:46.672
90	10.505	1:58.407	90	23.186	1:53.539	27	26.755	1:42.607	27	29.833	1:41.661	27	49.324	1:58.515
6	15.208	2:03.110	27	23.186	1:43.323	1	36.929	1:48.593	1	47.157	1:48.811	1	58.200	1:50.067
60	16.776	2:04.678	1	27.374	1:51.436	60	44.247	1:54.046	60	54.815	1:49.151	60	1:05.040	1:49.249
1	16.796	2:04.698	6	29.046	1:54.696	84	45.133	1:53.427	84	55.960	1:49.410	84	1:06.723	1:49.787
84	18.572	2:06.474	60	29.239	1:53.321	6	51.941	2:01.933	6	1:07.309	1:53.951	6	1:20.674	1:52.389
27	20.721	2:08.623	84	30.744	1:53.030	30	1:16.860	1:49.490	30	1:27.423	1:49.146	30	1:34.972	1:46.573
30	51.483	2:39.385	30	1:06.408	1:55.783									

Millers Oils Classic Sports Car Championship

RACE 7 - LAP CHART

(contd.)

Lap 6			Lap 7			Lap 8			Lap 9			Lap 10		
No	Behind	Laptime	No	Behind	Laptime	No	Behind	Laptime	No	Behind	Laptime	No	Behind	Laptime
72		1:39.398	72		1:39.808	72		1:39.947	72		1:40.249	72		1:40.789
2	17.756	1:42.228	30	1 LAP	1:47.589	30	1 LAP	1:46.032	30	1 LAP	1:46.845	84	1 LAP	1:52.204
70	18.430	1:42.184	2	19.666	1:41.718	6	1 LAP	1:55.987	2	23.612	1:41.768	30	1 LAP	1:46.840
44	19.605	1:42.869	70	20.735	1:42.113	2	22.093	1:42.374	70	24.282	1:41.521	2	24.382	1:41.559
65	23.261	1:41.786	44	22.559	1:42.762	70	23.010	1:42.222	44	28.800	1:43.374	70	27.454	1:43.961
5	38.945	1:45.423	65	25.470	1:42.017	44	25.675	1:43.063	65	30.584	1:43.110	44	30.697	1:42.686
29	40.240	1:45.022	5	43.952	1:44.815	65	27.723	1:42.200	6	1 LAP	2:03.065	65	31.368	1:41.573
27	53.286	1:43.360	29	45.190	1:44.758	5	49.517	1:45.512	5	54.016	1:44.748	6	1 LAP	2:02.938
1	1:07.374	1:48.572	27	56.120	1:42.642	29	50.694	1:45.451	29	54.734	1:44.289	5	1:00.426	1:47.199
60	1:13.641	1:47.999	1	1:17.576	1:50.010	27	58.509	1:42.336	27	1:00.513	1:42.253	29	1:00.912	1:46.967
84	1:17.999	1:50.674	60	1:21.754	1:47.921	1	1:26.305	1:48.676	1	1:35.288	1:49.232	27	1:04.448	1:44.724
6	1:35.808	1:54.532	84	1:28.371	1:50.180	60	1:28.691	1:46.884	60	1:37.959	1:49.517			
						84	1:39.040	1:50.616						

Millers Oils Classic Sports Car Championship

RACE 7 - LAP CHART

(contd.)

Lap 11			Lap 12			Lap 13			Lap 14			Lap 15		
No	Behind	Laptime	No	Behind	Laptime	No	Behind	Laptime	No	Behind	Laptime	No	Behind	Laptime
72		1:42.160	72		1:40.452	72		1:43.146						
1	1 LAP	1:49.368	1	1 LAP	1:48.906	6	2 LAPS	2:11.963						
60	1 LAP	1:47.945	2	27.454	1:43.339	1	1 LAP	1:50.384						
84	1 LAP	1:50.772	70	31.214	1:43.568	2	27.687	1:43.379						
2	24.567	1:42.345	84	1 LAP	1:52.953	70	31.397	1:43.329						
70	28.098	1:42.804	44	34.589	1:44.162	44	34.453	1:43.010						
30	1 LAP	1:49.794	65	35.418	1:43.689	65	36.037	1:43.765						
44	30.879	1:42.342	30	1 LAP	1:50.679	84	1 LAP	1:50.038						
65	32.181	1:42.973	60	1 LAP	2:30.708	30	1 LAP	1:47.793						
5	1:05.349	1:47.083	5	1:11.257	1:46.360	60	1 LAP	1:59.064						
27	1:09.207	1:46.919	27	1:11.551	1:42.796	29	1:17.591	1:46.531						
29	1:10.207	1:51.455	29	1:14.206	1:44.451	5	1:25.519	1:57.408						
6	1 LAP	2:05.955				27	1:26.991	1:58.586						

Weather / Track : Bright / Dry

Croft

Circuit Length = 2.1270 miles.

Start: 17:16 End: 17:39

Printed - 17:39 Saturday, 21 May 2005