



Classic Car Weekly Classic Raceday

Castle Combe Circuit

6th August 2005



Results Provided by MST Sports Timing Ltd
www.msttiming.com

HSCC Millers Oils Classic Sports Car Championship QUALIFYING - RACE 1

POS	NO	CL	NAME	NAT	CAR	TIME	LAPS	GAP	MPH
1	52	GT5	Ted WILLIAMS		Corvette Stingray	1:21.665	10		81.55
2	50	GT7	David SMITHIES		Austin Healey 3000 Mk2	1:22.407	10	0.742	80.81
3	44	GT7	Stephen RADCLIFFE		Jaguar E-Type	1:22.575	8	0.910	80.65
4	65	GT4	Peter THOMPSON		Marcos 1800	1:23.126	8	1.461	80.11
5	73	GT7	Chris CLARKSON		Austin Healey 3000Mk1	1:24.295	10	2.630	79.00
6	40	Inv	David BROWN		Elva Mk7S	1:25.831	11	4.166	77.59
7	16	GT7	Eric WOOLLEY		Austin Healey Sebring	1:25.953	8	4.288	77.48
8	1	GT6	Simon ASHWORTH		MGB	1:26.969	12	5.304	76.57
9	84	GT6	G SHRIGLEY JONES		MGB Roadster	1:27.905	9	6.240	75.76
10	6	GT7	David BETTS		Shelby Mustang GT 350	1:28.350	9	6.685	75.38
11	48	GT4	Mark ASHWORTH		TVR 1800s	1:33.541	6	11.876	71.19
12	18	GT6	Maurice WHELAN		MGB	1:37.764	9	16.099	68.12

Car No's 6, 40, & 52 need working transponders please.

Weather / Track : Cloudy / Dry

These results are provisional until the conclusion of any judicial and technical matters.

Castle Combe

Circuit Length = 1.8500 miles.

Start: 08:35 End: 08:50

Clerk Of Course:	Stewards:	Timekeeper:
------------------	-----------	-------------

HSCC Millers Oils Classic Sports Car Championship QUALIFYING - LAP ANALYSIS

1	Simon ASHWORTH	MGB
1 - X:00.000	6 - 1:28.369	11 - 1:27.302
2 - 1:41.681	7 - 1:27.559	12 - 1:27.260
3 - 1:31.035	8 - 1:27.671	
4 - 1:33.627	9 - 1:26.969	
5 - 1:28.860	10 - 1:28.165	
6	David BETTS	Shelby Mustang GT 350
1 - X:00.000P	6 - 1:29.817	
2 - 1:56.737	7 - 1:29.591	
3 - 1:31.088	8 - 1:29.046	
4 - 1:28.435	9 - 1:28.350	
5 - 1:28.958		
16	Eric WOOLLEY	Austin Healey Sebring
1 - X:00.000P	6 - 1:26.360	
2 - 1:52.769	7 - 1:29.827	
3 - 1:28.554	8 - 1:59.546P	
4 - 1:26.864		
5 - 1:25.953		
18	Maurice WHELAN	MGB
1 - X:00.000	6 - 1:37.764	
2 - 1:55.623	7 - 1:37.934	
3 - 1:43.641	8 - 1:39.495	
4 - 2:21.332P	9 - 1:45.577	
5 - 2:20.274		
40	David BROWN	Elva Mk7S
1 - X:00.000	6 - 1:26.318	11 - 2:39.757
2 - 1:50.537	7 - 1:26.614	
3 - 1:29.607	8 - 1:26.943	
4 - 1:30.087	9 - 1:26.989	
5 - 1:25.831	10 - 2:05.368P	
44	Stephen RADCLIFFE	Jaguar E-Type
1 - X:00.000	6 - 1:22.575	
2 - 1:26.259	7 - 1:23.424	
3 - 1:24.990	8 - 1:23.163	
4 - 1:24.324		
5 - 1:22.713		

Car No's 6, 40, & 52 need working transponders please.
Weather / Track : Cloudy / Dry

Castle Combe
Circuit Length = 1.8500 miles.
Start: 08:35 End: 08:50

HSCC Millers Oils Classic Sports Car Championship QUALIFYING - LAP ANALYSIS

(contd.)

48	Mark ASHWORTH	TVR 1800s
1 - X:00.000P	6 - 1:35.069	
2 - 2:00.810		
3 - 1:36.549		
4 - 1:34.527		
5 - 1:33.541		
50	David SMITHIES	Austin Healey 3000 Mk2
1 - X:00.000P	6 - 1:25.197	
2 - 1:45.359	7 - 1:23.708	
3 - 1:24.231	8 - 1:24.116	
4 - 1:22.770	9 - 1:23.095	
5 - 1:22.407	10 - 1:22.943	
52	Ted WILLIAMS	Corvette Stingray
1 - X:00.000P	6 - 1:23.513	
2 - 1:43.638	7 - 1:23.832	
3 - 1:24.605	8 - 1:22.965	
4 - 1:22.368	9 - 1:22.441	
5 - 1:21.665	10 - 1:22.246	
65	Peter THOMPSON	Marcos 1800
1 - X:00.000	6 - 1:24.853	
2 - 2:09.086P	7 - 1:23.126	
3 - 3:36.253	8 - 1:43.800P	
4 - 1:26.589		
5 - 1:26.522		
73	Chris CLARKSON	Austin Healey 3000Mk1
1 - X:00.000P	6 - 1:24.734	
2 - 1:50.631	7 - 1:24.295	
3 - 1:24.761	8 - 1:24.519	
4 - 1:24.413	9 - 1:25.504	
5 - 1:24.325	10 - 1:24.899	
84	G SHRIGLEY JONES	MGB Roadster
1 - X:00.000P	6 - 1:35.176	
2 - 2:09.609	7 - 1:43.376	
3 - 1:32.806	8 - 1:35.585	
4 - 1:28.836	9 - 1:31.211	
5 - 1:27.905		

Car No's 6, 40, & 52 need working transponders please.
Weather / Track : Cloudy / Dry


Castle Combe
Circuit Length = 1.8500 miles.
Start: 08:35 End: 08:50

HSCC Millers Oils Classic Sports Car Championship

GRID - RACE 1 - AMENDED

ROW 6	86 WILLIAMS		
ROW 5	48 ASHWORTH	18 WHELAN	70 ELY
ROW 4	84 SHRIGLEY JONES	6 BETTS	
ROW 3	40 BROWN	16 WOOLLEY	1 ASHWORTH
ROW 2	65 THOMPSON	73 CLARKSON	
ROW 1	52 WILLIAMS	50 SMITHIES	44 RADCLIFFE

POLE



Car No's 6, 40, & 52 need working transponders please.

Weather / Track : Cloudy / Dry

These results are provisional until the conclusion of any judicial and technical matters.

Castle Combe

Circuit Length = 1.8500 miles.

Start: 08:35 End: 08:50

Clerk Of Course:	Stewards:	Timekeeper:
------------------	-----------	-------------

HSCC Millers Oils Classic Sports Car Championship

RACE CLASSIFICATION - RACE 1

POS	NO	CL	NAME	NAT	CAR	TIME	LAPS	GAP	MPH	BEST
1	50	GT7	David SMITHIES		Austin Healey 3000 Mk2	13:56.351	10		79.63	1:22.429
2	44	GT7	Stephen RADCLIFFE		Jaguar E-Type	13:57.338	10	0.987	79.53	1:22.323
3	65	GT4	Peter THOMPSON		Marcos 1800	14:02.911	10	6.560	79.01	1:22.389
4	73	GT7	Chris CLARKSON		Austin Healey 3000Mk1	14:18.703	10	22.352	77.55	1:24.098
5	40	Inv	David BROWN		Elva Mk7S	14:35.783	10	39.432	76.04	1:24.994
6	16	GT7	Eric WOOLLEY		Austin Healey Sebring	14:40.983	10	44.632	75.59	1:25.982
7	1	GT6	Simon ASHWORTH		MGB	14:47.557	10	51.206	75.03	1:26.713
8	48	GT4	Mark ASHWORTH		TVR 1800s	15:02.804	10	1:06.453	73.77	1:25.904
9	86	GT4	Martin WILLIAMS		Marcos 1800GT	15:03.434	10	1:07.083	73.71	1:23.305
10	6	GT7	David BETTS		Shelby Mustang GT 350	15:05.101	10	1:08.750	73.58	1:28.399
11	84	GT6	G SHRIGLEY JONES		MGB Roadster	15:24.202	10	1:27.851	72.06	1:29.784
NOT CLASSIFIED										
18	GT6	Maurice WHELAN		MGB	12:31.945	8	D.N.F.	70.85	1:31.649	
52	GT5	Ted WILLIAMS		Corvette Stingray	4:16.236	3	D.N.F.	77.97	1:22.643	
70	GT7	Les ELY		Jaguar E-Type	2:54.320	2	D.N.F.	76.41	1:22.784	
FASTEST LAP										
44	GT7	Stephen RADCLIFFE		Jaguar E-Type	1:22.323	8	80.90mph	130.19kph		
65	GT4	Peter THOMPSON		Marcos 1800	1:22.389	6	80.83mph	130.09kph		
52	GT5	Ted WILLIAMS		Corvette Stingray	1:22.643	3	80.58mph	129.69kph		
40	Inv	David BROWN		Elva Mk7S	1:24.994	6	78.35mph	126.10kph		
1	GT6	Simon ASHWORTH		MGB	1:26.713	6	76.80mph	123.60kph		

Weather / Track : Cloudy / Dry

These results are provisional until the conclusion of any judicial and technical matters.

Castle Combe

Circuit Length = 1.8500 miles.

Start: 12:58 End: 13:12

Clerk Of Course:	Stewards:	Timekeeper:
------------------	-----------	-------------

HSCC Millers Oils Classic Sports Car Championship

RACE CLASSIFICATION - RACE 1 - LAP CHART

Lap 1			Lap 2			Lap 3			Lap 4			Lap 5		
No	Behind	Laptime	No	Behind	Laptime	No	Behind	Laptime	No	Behind	Laptime	No	Behind	Laptime
50		1:30.053	50		1:22.741	50		1:22.962	50		1:22.978	50		1:23.988
52	0.447	1:30.500	52	0.799	1:23.093	52	0.480	1:22.643	44	1.033	1:22.551	44	0.291	1:23.246
44	0.819	1:30.872	44	1.147	1:23.069	44	1.460	1:23.275	65	6.230	1:23.704	65	5.498	1:23.256
70	1.483	1:31.536	70	1.526	1:22.784	65	5.504	1:24.515	73	8.094	1:24.590	86	7.965	1:23.305
65	2.791	1:32.844	65	3.951	1:23.901	73	6.482	1:24.521	86	8.648	1:24.727	73	8.946	1:24.840
73	3.566	1:33.619	73	4.923	1:24.098	86	6.899	1:24.212	16	18.020	1:28.231	16	21.713	1:27.681
86	3.848	1:33.901	86	5.649	1:24.542	16	12.767	1:26.531	40	18.410	1:27.726	40	22.066	1:27.644
48	5.055	1:35.108	16	9.198	1:25.982	48	12.924	1:25.904	1	23.225	1:27.947	1	26.019	1:26.782
16	5.957	1:36.010	48	9.982	1:27.668	40	13.662	1:26.154	48	23.680	1:33.734	48	27.035	1:27.343
40	6.713	1:36.766	40	10.470	1:26.498	1	18.256	1:27.804	6	32.916	1:30.089	6	38.492	1:29.564
1	8.201	1:38.254	1	13.414	1:27.954	6	25.805	1:30.131	84	34.780	1:30.529	84	41.439	1:30.647
84	9.175	1:39.228	6	18.636	1:31.205	84	27.229	1:29.784	18	42.039	1:32.895	18	52.055	1:34.004
6	10.172	1:40.225	84	20.407	1:33.973	18	32.122	1:31.649						
18	13.451	1:43.504	18	23.435	1:32.725									

HSCC Millers Oils Classic Sports Car Championship

RACE CLASSIFICATION - RACE 1 - LAP CHART

(contd.)

Lap 6			Lap 7			Lap 8			Lap 9			Lap 10		
No	Behind	Laptime	No	Behind	Laptime	No	Behind	Laptime	No	Behind	Laptime	No	Behind	Laptime
50		1:23.198	50		1:22.590	50		1:22.429	50		1:22.544	50		1:22.868
44	0.566	1:23.473	44	0.460	1:22.484	44	0.354	1:22.323	44	0.624	1:22.814	44	0.987	1:23.231
65	4.689	1:22.389	65	4.687	1:22.588	65	5.750	1:23.492	65	6.839	1:23.633	65	6.560	1:22.589
86	9.803	1:25.036	73	12.950	1:25.246	73	15.555	1:25.034	73	18.940	1:25.929	73	22.352	1:26.280
73	10.294	1:24.546	86	13.282	1:26.069	40	30.905	1:26.353	40	34.738	1:26.377	40	39.432	1:27.562
40	23.862	1:24.994	40	26.981	1:25.709	16	35.640	1:26.426	16	40.147	1:27.051	16	44.632	1:27.353
16	27.120	1:28.605	16	31.643	1:27.113	86	36.646	1:45.793P	1	43.904	1:27.682	1	51.206	1:30.170
1	29.534	1:26.713	1	33.975	1:27.031	1	38.766	1:27.220	48	57.940	1:30.191	48	1:06.453	1:31.381
48	35.426	1:31.589	48	43.716	1:30.880	48	50.293	1:29.006	6	1:02.684	1:28.440	86	1:07.083	1:26.404
6	44.577	1:29.283	6	50.386	1:28.399	6	56.788	1:28.831	86	1:03.547	1:49.445	6	1:08.750	1:28.934
84	51.265	1:33.024	84	1:00.938	1:32.263	84	1:10.107	1:31.598	84	1:18.294	1:30.731	84	1:27.851	1:32.425
18	1:01.873	1:33.016	18	1:11.150	1:31.867	18	1:21.006	1:32.285						

Melton Concrete Products Formula Ford 1600 QUALIFYING - RACE 4

POS	NO	CL	NAME	NAT	CAR	TIME	LAPS	GAP	MPH
1	4	B	Pat BLAKENEY		Vector MG95	1:12.113	17		92.35
2	1	A	Edward MOORE		Van Diemen RF01	1:12.214	14	0.101	92.22
3	2	B	Tim REYNOLDS		Swift SC92	1:12.238	17	0.125	92.19
4	12	B	Paul BARNES		Swift SC92	1:12.394	17	0.281	91.99
5	3	A	Nick JONES		Van Diemen RF01	1:12.423	16	0.310	91.96
6	52	C	Ben NORTON		Swift FB89	1:12.660	13	0.547	91.66
7	11	B	Steven JENSEN		Swift SC92	1:12.745	17	0.632	91.55
8	28	B	Hugh ROBERTSON		Swift FF	1:12.775	16	0.662	91.51
9	7	A	Brian SOULE		Van Diemen RF00	1:13.200	17	1.087	90.98
10	87	E	Nelson ROWE		Crossle 20F	1:13.418	14	1.305	90.71
11	69	C	Jim HAMILTON		Van Diemen RF89	1:13.605	17	1.492	90.48
12	10	B	Alan HAMILTON		Swift 92F	1:13.858	15	1.745	90.17
13	76	C	Stephen GIBBINS		Van Diemen RF88	1:14.032	16	1.919	89.96
14	26	B	Mark FUNNELL		Swift 95SC	1:14.066	14	1.953	89.92
15	58	C	Richard WATKINS		Van Diemen RF89	1:14.262	16	2.149	89.68
16	27	B	Shaun MACKLIN		Swift SC92	1:14.376	15	2.263	89.54
17	82	C	Wayne POOLE		Van Diemen RF89	1:14.447	14	2.334	89.46
18	89	C	Tom MARGETSON		Reynard FF89	1:14.914	15	2.801	88.90
19	14	B	Glen FINN		Swift SC92	1:14.926	5	2.813	88.88
20	20	B	Rich WADNER		Swift SC92F	1:15.263	13	3.150	88.49
21	67	C	Nigel WARD		Van Diemen RF89	1:15.842	15	3.729	87.81
22	36	B	Paul JAMES		Swift SC95	1:16.261	16	4.148	87.33
23	55	C	Andrew MILES		Van Diemen RF88	1:16.272	11	4.159	87.31
24	99	E	Mac McKILLOP		Royale RP26	1:16.512	16	4.399	87.04
25	19	B	Roly HAMBLIN		Swift SC95	1:16.613	15	4.500	86.93
26	38	B	Nigel HOWARD		Swift FB91	1:17.350	15	5.237	86.10
27	81	A	Matthew DARCY		Mygale SJ01	1:17.816	14	5.703	85.58
28	22	B	Terry KAVANAGH		Van Diemen RF92	1:18.767	14	6.654	84.55
29	59	C	Gareth TOMKINSON		Reynard FF89	1:19.755	10	7.642	83.50
30	66	C	Michael PHILLIPS		Swift FB87	1:19.779	14	7.666	83.48
31	68	C	Pete DICCOX		Van Diemen RF89	1:19.871	11	7.758	83.38

Weather / Track : Cloudy / Dry

These results are provisional until the conclusion of any judicial and technical matters.

Castle Combe

Circuit Length = 1.8500 miles.

Start: 09:41 End: 10:01

Clerk Of Course:	Stewards:	Timekeeper:
------------------	-----------	-------------

Melton Concrete Products Formula Ford 1600 QUALIFYING - LAP ANALYSIS

1	Edward MOORE	Van Diemen RF01			
1 -	3:50.173	6 -	3:48.651	11 -	1:13.274
2 -	1:22.073	7 -	1:12.676	12 -	1:12.483
3 -	1:17.427	8 -	1:12.952	13 -	1:12.401
4 -	1:13.659	9 -	1:13.225	14 -	1:12.214
5 -	1:23.857P	10 -	1:12.220		
2	Tim REYNOLDS	Swift SC92			
1 -	3:31.940	6 -	1:13.223	11 -	1:12.522
2 -	1:18.617	7 -	1:12.971	12 -	1:28.241
3 -	1:15.258	8 -	1:12.565	13 -	1:12.460
4 -	1:14.334	9 -	1:12.518	14 -	1:14.398
5 -	1:13.779	10 -	1:13.396	15 -	1:12.238
3	Nick JONES	Van Diemen RF01			
1 -	3:32.557	6 -	1:13.098	11 -	1:12.423
2 -	1:18.943	7 -	1:12.609	12 -	1:12.728
3 -	1:16.874	8 -	1:12.553	13 -	1:22.067P
4 -	1:13.458	9 -	1:12.775	14 -	1:57.201
5 -	1:13.774	10 -	1:13.026	15 -	1:13.244
4	Pat BLAKENEY	Vector MG95			
1 -	3:46.470	6 -	1:12.198	11 -	1:12.778
2 -	1:20.274	7 -	1:18.122	12 -	1:12.475
3 -	1:13.868	8 -	1:13.401	13 -	1:12.113
4 -	1:14.889	9 -	1:12.979	14 -	1:18.526
5 -	1:13.127	10 -	1:12.657	15 -	1:12.632
7	Brian SOULE	Van Diemen RF00			
1 -	3:36.777	6 -	1:13.392	11 -	1:13.857
2 -	1:22.509	7 -	1:17.469	12 -	1:13.239
3 -	1:17.193	8 -	1:15.673	13 -	1:14.132
4 -	1:17.488	9 -	1:14.443	14 -	1:13.200
5 -	1:15.211	10 -	1:13.674	15 -	1:15.868
10	Alan HAMILTON	Swift 92F			
1 -	3:48.602	6 -	1:14.983	11 -	1:14.853
2 -	1:23.339	7 -	1:14.578	12 -	1:13.858
3 -	1:18.846	8 -	1:14.667	13 -	1:29.134P
4 -	1:14.956	9 -	1:14.812	14 -	2:36.436
5 -	1:16.070	10 -	1:14.497	15 -	1:15.498

Melton Concrete Products Formula Ford 1600 QUALIFYING - LAP ANALYSIS

(contd.)

11	Steven JENSEN	Swift SC92					
1 -	3:35.531	6 -	1:15.083	11 -	1:12.745	16 -	1:13.254
2 -	1:20.357	7 -	1:15.463	12 -	1:13.483	17 -	1:14.386
3 -	1:17.612	8 -	1:16.786	13 -	1:13.043		
4 -	1:16.083	9 -	1:13.242	14 -	1:13.683		
5 -	1:14.505	10 -	1:13.816	15 -	1:12.979		
12	Paul BARNES	Swift SC92					
1 -	3:33.283	6 -	1:15.458	11 -	1:12.394	16 -	1:15.115
2 -	1:19.580	7 -	1:13.572	12 -	1:12.584	17 -	1:12.513
3 -	1:17.059	8 -	1:13.329	13 -	1:12.761		
4 -	1:13.507	9 -	1:12.836	14 -	1:12.517		
5 -	1:14.977	10 -	1:12.751	15 -	1:12.580		
14	Glen FINN	Swift SC92					
1 -	4:47.000						
2 -	1:28.230						
3 -	1:22.087						
4 -	1:14.926						
5 -	1:15.982						
19	Roly HAMBLIN	Swift SC95					
1 -	4:29.987	6 -	1:17.925	11 -	1:16.982		
2 -	1:25.244	7 -	1:19.115	12 -	1:19.701		
3 -	1:19.680	8 -	1:21.597	13 -	1:17.647		
4 -	1:19.016	9 -	1:17.397	14 -	1:18.292		
5 -	1:19.713	10 -	1:16.613	15 -	1:17.666		
20	Rich WADNER	Swift SC92F					
1 -	4:36.641	6 -	1:39.220P	11 -	1:17.480		
2 -	1:24.454	7 -	4:34.712	12 -	1:16.785		
3 -	1:18.568	8 -	1:16.678	13 -	1:15.914		
4 -	1:17.485	9 -	1:15.263				
5 -	1:17.537	10 -	1:15.673				
22	Terry KAVANAGH	Van Diemen RF92					
1 -	4:43.907	6 -	1:21.875	11 -	1:19.844		
2 -	1:29.401	7 -	1:21.586	12 -	1:23.398		
3 -	1:26.566	8 -	1:20.903	13 -	1:22.036		
4 -	1:24.103	9 -	1:20.392	14 -	1:18.767		
5 -	1:20.733	10 -	1:19.979				

Melton Concrete Products Formula Ford 1600 QUALIFYING - LAP ANALYSIS

(contd.)

26	Mark FUNNELL	Swift 95SC			
1 -	4:04.532	6 -	1:14.200	11 -	1:15.790
2 -	1:23.666	7 -	1:14.661	12 -	1:14.427
3 -	1:28.946	8 -	1:14.239	13 -	1:15.699
4 -	1:15.071	9 -	1:14.899	14 -	1:15.803
5 -	1:14.646	10 -	1:14.066		
27	Shaun MACKLIN	Swift SC92			
1 -	4:54.572P	6 -	1:17.259	11 -	1:17.696
2 -	1:39.857	7 -	1:16.341	12 -	1:14.657
3 -	1:18.766	8 -	1:16.847	13 -	1:14.631
4 -	1:16.385	9 -	1:15.062	14 -	1:17.291
5 -	1:17.036	10 -	1:15.633	15 -	1:14.376
28	Hugh ROBERTSON	Swift FF			
1 -	3:51.092	6 -	1:13.075	11 -	1:12.775
2 -	1:21.803	7 -	1:14.530	12 -	1:13.357
3 -	1:16.302	8 -	1:13.490	13 -	1:12.834
4 -	1:13.580	9 -	1:13.857	14 -	1:13.681
5 -	2:27.799	10 -	1:12.936	15 -	1:13.236
16 -	1:12.964				
36	Paul JAMES	Swift SC95			
1 -	4:00.728	6 -	1:16.983	11 -	1:16.375
2 -	1:24.119	7 -	1:17.386	12 -	1:16.300
3 -	1:18.647	8 -	1:17.924	13 -	1:16.845
4 -	1:17.605	9 -	1:17.950	14 -	1:16.766
5 -	1:20.075	10 -	1:16.609	15 -	1:16.261
16 -	1:18.100				
38	Nigel HOWARD	Swift FB91			
1 -	4:32.563	6 -	1:20.875	11 -	1:18.479
2 -	1:28.271	7 -	1:18.761	12 -	1:17.526
3 -	1:20.134	8 -	1:17.781	13 -	1:17.350
4 -	1:19.293	9 -	1:18.959	14 -	1:18.202
5 -	1:18.709	10 -	1:19.224	15 -	1:18.561
52	Ben NORTON	Swift FB89			
1 -	3:40.094	6 -	1:14.203	11 -	1:23.877
2 -	1:19.767	7 -	1:14.257	12 -	1:13.980
3 -	1:15.439	8 -	1:14.724	13 -	1:35.753P
4 -	1:15.319	9 -	1:13.023		
5 -	1:13.268	10 -	1:12.660		

Melton Concrete Products Formula Ford 1600 QUALIFYING - LAP ANALYSIS

(contd.)

55	Andrew MILES	Van Diemen RF88			
1 -	4:02.278	6 -	1:16.429	11 -	1:16.518
2 -	1:23.527	7 -	1:16.397		
3 -	1:18.341	8 -	1:16.912		
4 -	1:17.147	9 -	1:17.256		
5 -	1:16.272	10 -	1:16.296		
58	Richard WATKINS	Van Diemen RF89			
1 -	4:06.219	6 -	1:14.374	11 -	1:15.986
2 -	1:19.920	7 -	1:17.083	12 -	1:15.491
3 -	1:15.987	8 -	1:15.486	13 -	1:14.979
4 -	1:15.646	9 -	1:51.545	14 -	1:14.426
5 -	1:14.855	10 -	1:15.452	15 -	1:14.262
59	Gareth TOMKINSON	Reynard FF89			
1 -	X:00.000P	6 -	1:19.755		
2 -	1:50.604	7 -	1:22.975		
3 -	1:23.430	8 -	1:20.938		
4 -	1:21.428	9 -	1:23.615		
5 -	1:21.234	10 -	1:21.868		
66	Michael PHILLIPS	Swift FB87			
1 -	4:43.608	6 -	1:20.112	11 -	1:19.983
2 -	1:27.568	7 -	1:20.053	12 -	1:20.440
3 -	1:22.652	8 -	1:49.118	13 -	1:20.612
4 -	1:21.832	9 -	1:24.640	14 -	1:19.779
5 -	1:20.888	10 -	1:22.104		
67	Nigel WARD	Van Diemen RF89			
1 -	4:33.946	6 -	1:17.434	11 -	1:16.136
2 -	1:25.126	7 -	1:21.025	12 -	1:16.592
3 -	1:18.704	8 -	1:17.634	13 -	1:16.963
4 -	1:18.464	9 -	1:16.322	14 -	1:17.738
5 -	1:18.087	10 -	1:15.842	15 -	1:16.256
68	Pete DICCOX	Van Diemen RF89			
1 -	9:28.161P	6 -	1:21.598	11 -	1:19.871
2 -	1:53.117	7 -	1:20.789		
3 -	1:21.085	8 -	1:19.957		
4 -	1:21.104	9 -	1:19.952		
5 -	1:20.864	10 -	1:20.000		

Melton Concrete Products Formula Ford 1600 QUALIFYING - LAP ANALYSIS

(contd.)

69	Jim HAMILTON	Van Diemen RF89					
1 -	3:38.177	6 -	1:14.201	11 -	1:15.021	16 -	1:16.023
2 -	1:20.149	7 -	1:15.131	12 -	1:13.829	17 -	1:14.272
3 -	1:16.371	8 -	1:17.205	13 -	1:13.605		
4 -	1:16.673	9 -	1:15.905	14 -	1:14.006		
5 -	1:15.029	10 -	1:15.353	15 -	1:14.203		
76	Stephen GIBBINS	Van Diemen RF88					
1 -	4:07.482	6 -	1:14.293	11 -	1:14.423	16 -	1:15.259
2 -	1:25.005	7 -	1:14.290	12 -	1:17.019		
3 -	1:16.805	8 -	1:15.517	13 -	1:14.897		
4 -	1:16.137	9 -	1:14.343	14 -	1:14.103		
5 -	1:14.730	10 -	1:14.032	15 -	1:14.791		
81	Matthew DARCY	Mygale SJ01					
1 -	3:53.991	6 -	1:18.796	11 -	3:13.703		
2 -	1:27.203	7 -	1:17.941	12 -	1:26.756		
3 -	1:21.799	8 -	1:17.816	13 -	1:19.271		
4 -	1:23.243	9 -	1:24.096	14 -	1:30.447		
5 -	1:18.003	10 -	1:44.990P				
82	Wayne POOLE	Van Diemen RF89					
1 -	3:58.467	6 -	1:15.441	11 -	1:14.829		
2 -	1:21.812	7 -	1:14.735	12 -	1:14.557		
3 -	1:15.683	8 -	1:14.877	13 -	1:14.650		
4 -	1:15.583	9 -	1:14.619	14 -	1:14.447		
5 -	1:15.118	10 -	1:14.771				
87	Nelson ROWE	Crossle 20F					
1 -	3:51.617	6 -	1:13.579	11 -	1:13.509		
2 -	1:20.414	7 -	1:13.418	12 -	1:13.973		
3 -	1:15.422	8 -	1:30.378P	13 -	1:13.719		
4 -	1:13.801	9 -	3:13.573	14 -	1:33.405P		
5 -	1:14.506	10 -	1:14.033				
89	Tom MARGETSON	Reynard FF89					
1 -	4:45.547	6 -	1:15.584	11 -	1:14.914		
2 -	1:28.506	7 -	1:15.479	12 -	1:16.483		
3 -	1:22.565	8 -	1:15.055	13 -	1:15.220		
4 -	1:17.890	9 -	1:17.610	14 -	1:15.485		
5 -	1:16.973	10 -	1:15.749	15 -	1:14.991		

Melton Concrete Products Formula Ford 1600 QUALIFYING - LAP ANALYSIS

(contd.)

99	Mac McKILLOP	Royale RP26			
1 - 3:47.933	6 - 1:17.696	11 - 1:18.099	16 - 1:18.957		
2 - 1:25.122	7 - 1:18.393	12 - 1:16.932			
3 - 1:18.850	8 - 1:17.091	13 - 1:17.841			
4 - 1:18.564	9 - 1:17.922	14 - 1:16.512			
5 - 1:17.967	10 - 1:17.517	15 - 1:19.909			

Melton Concrete Products Formula Ford 1600

GRID - RACE 4

ROW 16	68	DICCOX	
ROW 15	59	TOMKINSON	66 PHILLIPS
ROW 14	81	DARCY	22 KAVANAGH
ROW 13	19	HAMBLIN	38 HOWARD
ROW 12	55	MILES	99 McKILLOP
ROW 11	67	WARD	36 JAMES
ROW 10	14	FINN	20 WADNER
ROW 9	82	POOLE	89 MARGETSON
ROW 8	58	WATKINS	27 MACKLIN
ROW 7	76	GIBBINS	26 FUNNELL
ROW 6	69	HAMILTON	10 HAMILTON
ROW 5	7	SOULE	87 ROWE
ROW 4	11	JENSEN	28 ROBERTSON
ROW 3	3	JONES	52 NORTON
ROW 2	2	REYNOLDS	12 BARNES
ROW 1	4	BLAKENEY	1 MOORE
		POLE	



Weather / Track : Cloudy / Dry
These results are provisional until the conclusion of any judicial and technical matters.

Castle Combe
 Circuit Length = 1.8500 miles.
 Start: 09:41 End: 10:01

Clerk Of Course:	Stewards:	Timekeeper:
------------------	-----------	-------------

Melton Concrete Products Formula Ford 1600

RACE CLASSIFICATION - RACE 4

POS	NO	CL	NAME	NAT	CAR	TIME	LAPS	GAP	MPH	BEST
1	1	A	Edward MOORE		Van Diemen RF01	12:20.003	10		90.00	1:12.904
2	4	B	Pat BLAKENEY		Vector MG95	12:20.822	10	0.819	89.90	1:12.543
3	2	B	Tim REYNOLDS		Swift SC92	12:21.588	10	1.585	89.80	1:12.422
4	28	B	Hugh ROBERTSON		Swift FF	12:25.513	10	5.510	89.33	1:13.144
5	3	A	Nick JONES		Van Diemen RF01	12:25.659	10	5.656	89.31	1:13.250
6	52	C	Ben NORTON		Swift FB89	12:26.069	10	6.066	89.26	1:12.962
7	87	E	Nelson ROWE		Crossle 20F	12:27.347	10	7.344	89.11	1:13.583
8	11	B	Steven JENSEN		Swift SC92	12:29.887	10	9.884	88.81	1:13.250
9	7	A	Brian SOULE		Van Diemen RF00	12:35.455	10	15.452	88.15	1:13.718
10	26	B	Mark FUNNELL		Swift 95SC	12:35.753	10	15.750	88.12	1:14.064
11	69	C	Jim HAMILTON		Van Diemen RF89	12:36.415	10	16.412	88.04	1:14.047
12	82	C	Wayne POOLE		Van Diemen RF89	12:43.700	10	23.697	87.20	1:14.158
13	76	C	Stephen GIBBINS		Van Diemen RF88	12:44.049	10	24.046	87.16	1:14.225
14	27	B	Shaun MACKLIN		Swift SC92	12:48.085	10	28.082	86.70	1:14.710
15	14	B	Glen FINN		Swift SC92	12:49.651	10	29.648	86.53	1:14.787
16	89	C	Tom MARGETSON		Reynard FF89	12:52.546	10	32.543	86.20	1:15.155
17	99	E	Mac McKILLOP		Royale RP26	13:11.983	10	51.980	84.09	1:17.040
18	55	C	Andrew MILES		Van Diemen RF88	13:12.430	10	52.427	84.04	1:16.790
19	36	B	Paul JAMES		Swift SC95	13:12.725	10	52.722	84.01	1:16.826
20	67	C	Nigel WARD		Van Diemen RF89	13:13.074	10	53.071	83.97	1:16.587
21	81	A	Matthew DARCY		Mygale SJ01	13:13.728	10	53.725	83.90	1:16.785
22	38	B	Nigel HOWARD		Swift FB91	13:25.185	10	1:05.182	82.71	1:18.427
23	19	B	Roly HAMBLIN		Swift SC95	13:25.665	10	1:05.662	82.66	1:17.778
24	22	B	Terry KAVANAGH		Van Diemen RF92	13:25.974	10	1:05.971	82.63	1:16.616
25	68	C	Pete DICCOX		Van Diemen RF89	13:26.152	10	1:06.149	82.61	1:18.489
26	59	C	Gareth TOMKINSON		Reynard FF89	13:33.316	10	1:13.313	81.88	1:18.750
27	66	C	Michael PHILLIPS		Swift FB87	12:21.430	9	1 LAP	80.84	1:19.899

NOT CLASSIFIED

58	C	Richard WATKINS	Van Diemen RF89	10:08.478	8	D.N.F.	87.56	1:14.093
10	B	Alan HAMILTON	Swift 92F	10:08.746	8	D.N.F.	87.52	1:13.764
20	B	Rich WADNER	Swift SC92F	9:06.871	7	D.N.F.	85.24	1:15.613
12	B	Paul BARNES	Swift SC92	3:47.489	3	D.N.F.	87.82	1:13.578

FASTEST LAP

2	B	Tim REYNOLDS	Swift SC92	1:12.422	10	91.96mph	147.99kph
1	A	Edward MOORE	Van Diemen RF01	1:12.904	7	91.35mph	147.01kph
52	C	Ben NORTON	Swift FB89	1:12.962	6	91.28mph	146.90kph
87	E	Nelson ROWE	Crossle 20F	1:13.583	6	90.51mph	145.66kph

Weather / Track : Cloudy / Dry

These results are provisional until the conclusion of any judicial and technical matters.

Castle Combe

Circuit Length = 1.8500 miles.

Start: 14:20 End: 14:33

Clerk Of Course:	Stewards:	Timekeeper:
------------------	-----------	-------------

**Melton Concrete Products Formula Ford 1600
RACE CLASSIFICATION - RACE 4 - LAP CHART**

Lap 1			Lap 2			Lap 3			Lap 4			Lap 5		
No	Behind	Laptime	No	Behind	Laptime	No	Behind	Laptime	No	Behind	Laptime	No	Behind	Laptime
1		1:19.665	1		1:13.930	1		1:13.339	1		1:13.514	1		1:13.271
12	0.213	1:19.878	12	0.316	1:14.033	12	0.555	1:13.578	4	2.705	1:15.428	4	2.614	1:13.180
4	0.535	1:20.200	4	0.487	1:13.882	4	0.791	1:13.643	2	2.830	1:15.244	2	2.996	1:13.437
2	0.780	1:20.445	2	0.780	1:13.930	2	1.100	1:13.659	28	3.408	1:15.408	28	3.535	1:13.398
28	1.077	1:20.742	28	1.214	1:14.067	28	1.514	1:13.639	52	3.612	1:15.411	3	3.816	1:13.286
52	2.005	1:21.670	52	1.453	1:13.378	52	1.715	1:13.601	3	3.801	1:14.579	52	4.253	1:13.912
87	2.393	1:22.058	3	2.349	1:13.492	3	2.736	1:13.726	87	3.948	1:14.521	87	4.488	1:13.811
3	2.787	1:22.452	87	2.544	1:14.081	87	2.941	1:13.736	11	7.336	1:14.604	11	8.157	1:14.092
7	3.415	1:23.080	7	3.870	1:14.385	26	5.929	1:14.561	26	7.551	1:15.136	26	9.362	1:15.082
11	3.620	1:23.285	11	4.018	1:14.328	11	6.246	1:15.567	7	9.018	1:15.344	7	10.069	1:14.322
26	4.089	1:23.754	26	4.707	1:14.548	69	6.866	1:15.050	69	9.157	1:15.805	69	10.200	1:14.314
69	4.447	1:24.112	69	5.155	1:14.638	7	7.188	1:16.657	58	9.463	1:15.018	58	10.580	1:14.388
76	5.132	1:24.797	58	6.864	1:15.356	58	7.959	1:14.434	10	10.398	1:15.113	10	11.231	1:14.104
58	5.438	1:25.103	76	7.442	1:16.240	10	8.799	1:14.531	82	12.135	1:15.506	82	13.342	1:14.478
10	5.610	1:25.275	10	7.607	1:15.927	76	9.957	1:15.854	76	12.703	1:16.260	76	14.039	1:14.607
82	6.051	1:25.716	82	7.791	1:15.670	82	10.143	1:15.691	27	16.726	1:15.953	27	18.706	1:15.251
14	6.712	1:26.377	14	8.266	1:15.484	27	14.287	1:18.695	89	17.605	1:15.969	89	19.788	1:15.454
27	7.324	1:26.989	27	8.931	1:15.537	89	15.150	1:18.811	20	18.201	1:15.636	20	20.543	1:15.613
89	7.856	1:27.521	89	9.678	1:15.752	20	16.079	1:17.426	14	18.854	1:15.315	14	20.824	1:15.241
36	8.139	1:27.804	36	11.838	1:17.629	14	17.053	1:22.126	36	23.781	1:18.187	36	29.609	1:19.099
20	8.465	1:28.130	20	11.992	1:17.457	36	19.108	1:20.609	99	26.491	1:18.125	99	30.885	1:17.665
38	9.676	1:29.341	99	16.676	1:20.603	99	21.880	1:18.543	55	26.969	1:18.233	55	31.645	1:17.947
99	10.003	1:29.668	38	17.193	1:21.447	55	22.250	1:18.263	81	27.413	1:18.340	81	32.199	1:18.057
55	10.352	1:30.017	55	17.326	1:20.904	81	22.587	1:17.811	67	28.637	1:17.577	67	32.438	1:17.072
67	10.808	1:30.473	81	18.115	1:20.860	38	24.373	1:20.519	38	30.588	1:19.729	38	36.260	1:18.943
81	11.185	1:30.850	67	18.393	1:21.515	67	24.574	1:19.520	68	31.631	1:19.494	68	37.802	1:19.442
19	12.096	1:31.761	68	18.690	1:20.228	68	25.651	1:20.300	19	32.290	1:19.467	19	38.435	1:19.416
68	12.392	1:32.057	19	19.225	1:21.059	19	26.337	1:20.451	22	32.485	1:19.251	22	38.638	1:19.424
22	12.889	1:32.554	22	19.422	1:20.463	22	26.748	1:20.665	59	33.743	1:19.967	59	40.650	1:20.178
59	13.719	1:33.384	59	19.809	1:20.020	59	27.290	1:20.820	66	35.817	1:21.144	66	43.812	1:21.266
66	14.443	1:34.108	66	20.412	1:19.899	66	28.187	1:21.114						

**Melton Concrete Products Formula Ford 1600
RACE CLASSIFICATION - RACE 4 - LAP CHART**

(contd.)

Lap 6			Lap 7			Lap 8			Lap 9			Lap 10		
No	Behind	Laptime	No	Behind	Laptime	No	Behind	Laptime	No	Behind	Laptime	No	Behind	Laptime
1		1:13.246	1		1:12.904	1		1:13.043	1		1:13.357	1		1:13.734
4	2.930	1:13.562	4	2.714	1:12.688	4	2.751	1:13.080	4	1.937	1:12.543	4	0.819	1:12.616
2	3.192	1:13.442	2	3.296	1:13.008	2	3.055	1:12.802	2	2.897	1:13.199	66	1 LAP	1:21.397
28	3.433	1:13.144	3	4.223	1:13.307	28	5.486	1:14.109	28	5.483	1:13.354	2	1.585	1:12.422
3	3.820	1:13.250	28	4.420	1:13.891	3	5.586	1:14.406	3	5.800	1:13.571	28	5.510	1:13.761
52	3.969	1:12.962	52	4.519	1:13.454	52	5.733	1:14.257	52	5.942	1:13.566	3	5.656	1:13.590
87	4.825	1:13.583	87	5.991	1:14.070	87	6.757	1:13.809	87	7.180	1:13.780	52	6.066	1:13.858
11	8.419	1:13.508	11	8.765	1:13.250	11	9.097	1:13.375	11	9.619	1:13.879	87	7.344	1:13.898
26	10.180	1:14.064	7	12.024	1:14.387	7	13.278	1:14.297	7	14.520	1:14.599	11	9.884	1:13.999
7	10.541	1:13.718	26	12.242	1:14.966	26	13.398	1:14.199	26	14.832	1:14.791	7	15.452	1:14.666
69	11.001	1:14.047	69	13.127	1:15.030	69	14.910	1:14.826	69	15.876	1:14.323	26	15.750	1:14.652
58	11.427	1:14.093	58	13.354	1:14.831	58	15.566	1:15.255	82	21.595	1:17.222	69	16.412	1:14.270
10	11.749	1:13.764	10	13.551	1:14.706	10	15.834	1:15.326	76	21.873	1:17.185	82	23.697	1:15.836
82	14.254	1:14.158	82	16.000	1:14.650	82	17.730	1:14.773	27	26.547	1:15.750	76	24.046	1:15.907
76	15.018	1:14.225	76	16.511	1:14.397	76	18.045	1:14.577	14	28.295	1:14.812	27	28.082	1:15.269
27	20.170	1:14.710	27	22.012	1:14.746	27	24.154	1:15.185	89	30.669	1:16.409	14	29.648	1:15.087
89	21.697	1:15.155	89	24.146	1:15.353	14	26.840	1:14.950	99	48.145	1:17.255	89	32.543	1:15.608
14	23.050	1:15.472	14	24.933	1:14.787	89	27.617	1:16.514	55	48.496	1:17.144	99	51.980	1:17.569
20	23.571	1:16.274	20	27.002	1:16.335	99	44.247	1:18.077	36	48.950	1:16.826	55	52.427	1:17.665
99	34.679	1:17.040	99	39.213	1:17.438	55	44.709	1:18.168	81	49.319	1:16.785	36	52.722	1:17.506
36	34.989	1:18.626	55	39.584	1:17.299	36	45.481	1:18.198	67	49.468	1:16.647	67	53.071	1:17.337
55	35.189	1:16.790	36	40.326	1:18.241	81	45.891	1:17.993	38	59.315	1:19.300	81	53.725	1:18.140
67	35.779	1:16.587	67	40.619	1:17.744	67	46.178	1:18.602	19	59.740	1:19.242	38	1:05.182	1:19.601
81	36.523	1:17.570	81	40.941	1:17.322	38	53.372	1:19.174	68	1:00.995	1:18.646	19	1:05.662	1:19.656
38	41.441	1:18.427	38	47.241	1:18.704	19	53.855	1:19.015	22	1:01.168	1:17.862	22	1:05.971	1:18.537
19	42.967	1:17.778	19	47.883	1:17.820	68	55.706	1:19.008	59	1:06.193	1:18.750	68	1:06.149	1:18.888
68	44.156	1:19.600	68	49.741	1:18.489	22	56.663	1:19.289				59	1:13.313	1:20.854
22	46.705	1:21.313	22	50.417	1:16.616	59	1:00.800	1:19.389						
59	47.070	1:19.666	59	54.454	1:20.288	66	1:07.121	1:20.577						
66	51.708	1:21.142	66	59.587	1:20.783									

HSCC/HRSR Historic Saloon Car Championship supported by Rider Comms Ltd QUALIFYING - RACE 3 - AMENDED

POS	NO	CL	NAME	NAT	CAR	TIME	LAPS	GAP	MPH
1	35	B	James DODD		Alfa Romeo Guilia Sprint GT	1:21.847	8		81.37
2	21	A	Graeme DODD		Jaguar MkII	1:22.888	9	1.041	80.34
3	31	B	Les ELY		BMW 2000	1:23.900	11	2.053	79.38
4	54	C	Neil WOOD		Ford Anglia 105E	1:23.942	11	2.095	79.34
5	53	K3	Robert HARTLEY		Ford Lotus Cortina	1:24.480	11	2.633	78.83
6	23	A	Roger COPE		Jaguar S-Type	1:25.200	11	3.353	78.16
7	85	D	Roger GODFREY		Austin Mini Cooper S	1:25.292	11	3.445	78.08
8	69	C	Rob BULLEN		Ford Anglia	1:25.828	10	3.981	77.59
9	77	D	Roger EBDON		Mini Cooper S	1:26.078	11	4.231	77.37
10	46	C	Dan COX		Ford Anglia 105E	1:27.366	6	5.519	76.23
11	97	E	Mike HANNA		Hillman Imp	1:27.372	8	5.525	76.22
12	49	C	Peter HORE		Lotus Cortina	1:29.471	10	7.624	74.43
13	1	E	Adrian OLIVER		Hillman Imp	1:29.616	10	7.769	74.31
14	87	E	Simon BENOY		Sunbeam Imp	1:31.264	8	9.417	72.97
15	94	E	Steven PLATTS		Singer Chamois	1:31.680	10	9.833	72.64
16	86	E	Martin ELSON		Austin A40 Farina Mk1	1:32.433	9	10.586	72.05
17	84	D	Roger PHILLIPS		Austin Mini Cooper S	1:33.124	10	11.277	71.51
18	0	D	Jonathan HARTOP		Austin Mini Cooper S	1:34.049	9	12.202	70.81
19	68	C	R COLEMAN-CROSS		Riley 1.5	1:40.087	9	18.240	66.54

Car No's 1, 21, 31, 53, 68, 69 & 84 need working transponders please.

Weather / Track : Cloudy / Dry

These results are provisional until the conclusion of any judicial and technical matters.

Castle Combe

Circuit Length = 1.8500 miles.

Start: 09:20 End: 09:35

Clerk Of Course:	Stewards:	Timekeeper:

HSCC/HRSR Historic Saloon Car Championship supported by Rider Comms Ltd QUALIFYING - LAP ANALYSIS

0	Jonathan HARTOP	Austin Mini Cooper S
1 - 7:46.245	6 - 2:01.329P	
2 - 1:47.201	7 - 3:05.353	
3 - 1:38.652	8 - 1:35.591	
4 - 1:36.490	9 - 1:34.049	
5 - 1:39.390		
1	Adrian OLIVER	Hillman Imp
1 - 8:08.172	6 - 1:31.526	
2 - 1:52.707	7 - 1:29.934	
3 - 1:39.047	8 - 1:30.208	
4 - 1:38.795	9 - 1:29.616	
5 - 1:32.572	10 - 1:29.800	
21	Graeme DODD	Jaguar MkII
1 - 7:33.710	6 - 1:23.962	
2 - 1:27.092	7 - 1:24.546	
3 - 1:23.441	8 - 1:22.888	
4 - 1:23.167	9 - 1:22.976	
5 - 1:24.519		
23	Roger COPE	Jaguar S-Type
1 - 7:33.035	6 - 1:25.600	11 - 1:25.673
2 - 1:32.264	7 - 1:54.165	
3 - 1:28.356	8 - 1:26.711	
4 - 1:25.724	9 - 1:25.200	
5 - 1:25.792	10 - 1:25.445	
31	Les ELY	BMW 2000
1 - 7:25.549	6 - 1:25.938	11 - 1:23.900
2 - 1:31.452	7 - 1:25.072	
3 - 1:25.229	8 - 1:24.512	
4 - 1:24.081	9 - 1:24.353	
5 - 1:47.593	10 - 1:24.284	
35	James DODD	Alfa Romeo Guilina Sprint GT
1 - 7:23.380	6 - 3:07.631	
2 - 1:27.220	7 - 1:21.847	
3 - 1:23.669	8 - 1:23.070	
4 - 1:22.795		
5 - 1:46.863P		

HSCC/HRSR Historic Saloon Car Championship supported by Rider Comms Ltd QUALIFYING - LAP ANALYSIS

(contd.)

46	Dan COX	Ford Anglia 105E
1 - 7:42.265	6 - 1:29.287	
2 - 1:36.367		
3 - 1:27.366		
4 - 1:29.482		
5 - 1:29.459		
49	Peter HORE	Lotus Cortina
1 - 7:56.575	6 - 1:32.722	
2 - 1:44.247	7 - 1:32.192	
3 - 1:34.641	8 - 1:33.195	
4 - 1:34.477	9 - 1:32.197	
5 - 1:38.611	10 - 1:29.471	
53	Robert HARTLEY	Ford Lotus Cortina
1 - 7:32.815	6 - 1:25.401	11 - 1:24.653
2 - 1:35.943	7 - 1:25.297	
3 - 1:27.505	8 - 1:25.419	
4 - 1:24.844	9 - 1:24.480	
5 - 1:26.074	10 - 1:25.244	
54	Neil WOOD	Ford Anglia 105E
1 - 7:47.449	6 - 1:25.550	11 - 1:24.028
2 - 1:32.722	7 - 1:24.877	
3 - 1:26.018	8 - 1:25.146	
4 - 1:23.942	9 - 1:23.955	
5 - 1:24.575	10 - 1:24.065	
68	R COLEMAN-CROSS	Riley 1.5
1 - 7:56.279	6 - 1:42.402	
2 - 1:56.631	7 - 1:40.784	
3 - 1:41.582	8 - 1:40.087	
4 - 1:44.078	9 - 1:40.684	
5 - 1:40.220		
69	Rob BULLEN	Ford Anglia
1 - 7:57.771	6 - 1:26.536	
2 - 1:37.112	7 - 1:27.065	
3 - 1:30.881	8 - 1:26.345	
4 - 1:28.042	9 - 1:26.199	
5 - 1:25.828	10 - 1:26.135	

HSCC/HRSR Historic Saloon Car Championship supported by Rider Comms Ltd QUALIFYING - LAP ANALYSIS

(contd.)

77	Roger EBDON	Mini Cooper S
1 - 7:37.306	6 - 1:26.912	11 - 1:26.945
2 - 1:35.952	7 - 1:26.193	
3 - 1:27.421	8 - 1:26.170	
4 - 1:26.219	9 - 1:26.078	
5 - 1:26.883	10 - 1:28.214	
84	Roger PHILLIPS	Austin Mini Cooper S
1 - 7:43.717	6 - 1:37.656	
2 - 1:47.405	7 - 1:34.330	
3 - 1:40.517	8 - 1:33.853	
4 - 1:40.367	9 - 1:34.970	
5 - 1:37.991	10 - 1:33.124	
85	Roger GODFREY	Austin Mini Cooper S
1 - 7:21.570	6 - 1:26.022	11 - 1:25.819
2 - 1:32.007	7 - 1:26.493	
3 - 1:26.706	8 - 1:25.778	
4 - 1:26.471	9 - 1:25.650	
5 - 1:26.988	10 - 1:25.292	
86	Martin ELSON	Austin A40 Farina Mk1
1 - 7:55.722	6 - 1:32.433	
2 - 1:56.159	7 - 1:32.608	
3 - 1:39.159	8 - 1:32.700	
4 - 1:35.175	9 - 1:32.667	
5 - 1:34.725		
87	Simon BENOY	Sunbeam Imp
1 - X:00.000P	6 - 1:32.370	
2 - 2:03.977	7 - 1:31.481	
3 - 1:35.898	8 - 1:31.264	
4 - 1:33.951		
5 - 1:32.078		
94	Steven PLATTS	Singer Chamois
1 - 7:51.114	6 - 1:33.767	
2 - 1:48.359	7 - 1:32.824	
3 - 1:37.083	8 - 1:33.229	
4 - 1:34.133	9 - 1:32.443	
5 - 1:35.345	10 - 1:31.680	

HSCC/HRSR Historic Saloon Car Championship supported by Rider Comms Ltd QUALIFYING - LAP ANALYSIS

(contd.)

97	Mike HANNA	Hillman Imp
1 - 8:07.223	6 - 1:27.916	
2 - 1:58.908	7 - 1:27.372	
3 - 1:35.236	8 - 1:30.378	
4 - 1:29.304		
5 - 1:29.554		

**HSCC/HRSR Historic Saloon Car Championship supported by Rider Comms Ltd
GRID - RACE 3 - AMENDED**

ROW 8	68	COLEMAN-CROSS				
ROW 7	86	ELSON	84	PHILLIPS	0	HARTOP
ROW 6	87	BENOY	94	PLATTS		
ROW 5	97	HANNA	49	HORE	1	OLIVER
ROW 4	77	EBDON	46	COX		
ROW 3	23	COPE	85	GODFREY	69	BULLEN
ROW 2	54	WOOD	53	HARTLEY		
ROW 1	35	DODD	21	DODD	31	ELY
		POLE				

Car No's 1, 21, 31, 53, 68, 69 & 84 need working transponders please.

Weather / Track : Cloudy / Dry

These results are provisional until the conclusion of any judicial and technical matters.

Castle Combe

Circuit Length = 1.8500 miles.

Start: 09:20 End: 09:35

Clerk Of Course:	Stewards:	Timekeeper:
------------------	-----------	-------------

HSCC/HRSR Historic Saloon Car Championship supported by Rider Comms Ltd

RACE CLASSIFICATION - RACE 3

POS	NO	CL	NAME	NAT	CAR	TIME	LAPS	GAP	MPH	BEST
1	35	B	James DODD		Alfa Romeo Guilia Sprint GT	14:12.303	10		78.14	1:23.119
2	21	A	Graeme DODD		Jaguar MkII	14:13.477	10	1.174	78.03	1:23.240
3	23	A	Roger COPE		Jaguar S-Type	14:16.310	10	4.007	77.77	1:23.481
4	53	K3	Robert HARTLEY		Ford Lotus Cortina	14:16.590	10	4.287	77.75	1:24.157
5	54	C	Neil WOOD		Ford Anglia 105E	14:16.895	10	4.592	77.72	1:23.490
6	31	B	Les ELY		BMW 2000	14:17.183	10	4.880	77.69	1:23.560
7	46	C	Dan COX		Ford Anglia 105E	14:17.576	10	5.273	77.66	1:23.486
8	69	C	Rob BULLEN		Ford Anglia	14:18.021	10	5.718	77.62	1:23.798
9	85	D	Roger GODFREY		Austin Mini Cooper S	14:31.243	10	18.940	76.44	1:24.436
10	77	D	Roger EBDON		Mini Cooper S	14:44.506	10	32.203	75.29	1:26.325
11	52	C	Peter ERGIS		Ford Cortina GT	14:52.736	10	40.433	74.60	1:26.667
12	49	C	Peter HORE		Lotus Cortina	15:17.572	10	1:05.269	72.58	1:29.708
13	1	E	Adrian OLIVER		Hillman Imp	15:18.396	10	1:06.093	72.51	1:29.053
14	94	E	Steven PLATTS		Singer Chamois	15:36.225	10	1:23.922	71.13	1:31.334
15	84	D	Roger PHILLIPS		Austin Mini Cooper S	15:39.052	10	1:26.749	70.92	1:31.299
16	86	E	Martin ELSON		Austin A40 Farina Mk1	14:20.893	9	1 LAP	69.62	1:33.433

NOT CLASSIFIED

0	D	Jonathan HARTOP	Austin Mini Cooper S	10:08.143	6	D.N.F.	65.70	1:33.627
68	C	R COLEMAN-CROSS	Riley 1.5	10:28.132	6	D.N.F.	63.61	1:41.810
87	E	Simon BENOY	Sunbeam Imp	6:09.816	4	D.N.F.	72.03	1:28.905
97	E	Mike HANNA	Hillman Imp		0	D.N.F.	N/A	

FASTEST LAP

35	B	James DODD	Alfa Romeo Guilia Sprint GT	1:23.119	2	80.12mph	128.95kph
21	A	Graeme DODD	Jaguar MkII	1:23.240	4	80.01mph	128.76kph
46	C	Dan COX	Ford Anglia 105E	1:23.486	4	79.77mph	128.38kph
53	K3	Robert HARTLEY	Ford Lotus Cortina	1:24.157	3	79.13mph	127.36kph
85	D	Roger GODFREY	Austin Mini Cooper S	1:24.436	3	78.87mph	126.93kph
87	E	Simon BENOY	Sunbeam Imp	1:28.905	2	74.91mph	120.55kph

Weather / Track : Cloudy / Dry

These results are provisional until the conclusion of any judicial and technical matters.

Castle Combe

Circuit Length = 1.8500 miles.

Start: 13:52 End: 14:06

Clerk Of Course:	Stewards:	Timekeeper:

HSCC/HRSR Historic Saloon Car Championship supported by Rider Comms Ltd

RACE CLASSIFICATION - RACE 3 - LAP CHART

Lap 1			Lap 2			Lap 3			Lap 4			Lap 5		
No	Behind	Laptime	No	Behind	Laptime	No	Behind	Laptime	No	Behind	Laptime	No	Behind	Laptime
35		1:30.905	35		1:23.119	35		1:23.214	35		1:23.192	35		1:23.815
21	2.303	1:33.208	21	2.504	1:23.320	21	2.784	1:23.494	21	2.832	1:23.240	21	2.591	1:23.574
53	2.353	1:33.258	53	3.768	1:24.534	53	4.711	1:24.157	53	6.153	1:24.634	53	6.893	1:24.555
23	3.294	1:34.199	31	5.284	1:24.675	23	6.757	1:24.549	23	7.046	1:23.481	23	7.701	1:24.470
31	3.728	1:34.633	23	5.422	1:25.247	31	7.056	1:24.986	31	7.424	1:23.560	46	8.493	1:24.319
54	4.027	1:34.932	54	5.859	1:24.951	46	7.695	1:24.709	46	7.989	1:23.486	31	8.872	1:25.263
46	4.707	1:35.612	46	6.200	1:24.612	54	7.984	1:25.339	54	8.282	1:23.490	54	9.094	1:24.627
69	5.458	1:36.363	69	7.250	1:24.911	69	8.354	1:24.318	69	8.960	1:23.798	69	9.507	1:24.362
77	5.695	1:36.600	85	8.028	1:25.183	85	9.250	1:24.436	85	10.736	1:24.678	85	12.462	1:25.541
85	5.964	1:36.869	77	8.901	1:26.325	77	13.491	1:27.804	77	17.617	1:27.318	77	20.632	1:26.830
49	7.118	1:38.023	52	11.292	1:27.071	52	14.745	1:26.667	52	24.380	1:32.827	52	29.577	1:29.012
52	7.340	1:38.245	49	13.952	1:29.953	49	20.446	1:29.708	49	28.113	1:30.859	49	34.255	1:29.957
1	9.054	1:39.959	1	14.988	1:29.053	1	21.460	1:29.686	1	28.817	1:30.549	1	35.916	1:30.914
87	9.599	1:40.504	87	15.385	1:28.905	87	21.733	1:29.562	87	29.386	1:30.845	94	47.179	1:33.374
94	10.529	1:41.434	94	19.179	1:31.769	94	27.299	1:31.334	94	37.620	1:33.513	84	54.650	1:33.159
84	12.416	1:43.321	84	22.306	1:33.009	84	32.402	1:33.310	84	45.306	1:36.096	86	56.954	1:34.278
0	13.743	1:44.648	0	24.968	1:34.344	0	35.381	1:33.627	86	46.491	1:34.025	0	1:13.168	1:41.427
86	14.201	1:45.106	86	25.439	1:34.357	86	35.658	1:33.433	0	55.556	1:43.367			
68	18.587	1:49.492	68	40.351	1:44.883	68	58.947	1:41.810	68	1:18.528	1:42.773			

HSCC/HRSR Historic Saloon Car Championship supported by Rider Comms Ltd

RACE CLASSIFICATION - RACE 3 - LAP CHART

(contd.)

Lap 6			Lap 7			Lap 8			Lap 9			Lap 10		
No	Behind	Laptime	No	Behind	Laptime	No	Behind	Laptime	No	Behind	Laptime	No	Behind	Laptime
35		1:23.805	35		1:23.891	35		1:25.991	35		1:27.378	35		1:26.993
21	2.450	1:23.664	21	2.686	1:24.127	21	0.693	1:23.998	21	0.629	1:27.314	21	1.174	1:27.538
53	7.753	1:24.665	23	8.589	1:24.028	23	7.192	1:24.594	23	4.340	1:24.526	23	4.007	1:26.660
23	8.452	1:24.556	53	8.864	1:25.002	53	8.045	1:25.172	53	4.887	1:24.220	53	4.287	1:26.393
46	8.837	1:24.149	46	9.329	1:24.383	31	8.312	1:24.774	54	5.584	1:23.865	54	4.592	1:26.001
31	9.342	1:24.275	31	9.529	1:24.078	46	8.596	1:25.258	31	6.051	1:25.117	31	4.880	1:25.822
54	9.797	1:24.508	54	9.855	1:23.949	54	9.097	1:25.233	46	6.319	1:25.101	46	5.273	1:25.947
69	10.466	1:24.764	69	10.793	1:24.218	69	9.491	1:24.689	69	7.149	1:25.036	69	5.718	1:25.562
85	14.690	1:26.033	0	1 LAP	1:50.730	85	17.910	1:26.807	85	18.104	1:27.572	86	1 LAP	1:36.197
68	1 LAP	1:45.951	85	17.094	1:26.295	77	30.119	1:27.952	77	30.804	1:28.063	85	18.940	1:27.829
77	24.157	1:27.330	77	28.158	1:27.892	52	38.920	1:27.442	52	40.048	1:28.506	77	32.203	1:28.392
52	32.481	1:26.709	68	1 LAP	1:43.223	49	57.397	1:31.002	49	1:01.202	1:31.183	52	40.433	1:27.378
49	44.960	1:34.510	52	37.469	1:28.879	1	58.194	1:30.916	1	1:01.926	1:31.110	49	1:05.269	1:31.060
1	45.261	1:33.150	49	52.386	1:31.317	94	1:13.401	1:33.610	94	1:19.040	1:33.017	1	1:06.093	1:31.160
94	56.236	1:32.862	1	53.269	1:31.899	84	1:17.353	1:31.928	84	1:22.443	1:32.468	94	1:23.922	1:31.875
84	1:03.283	1:32.438	94	1:05.782	1:33.437	86	1:26.764	1:35.101				84	1:26.749	1:31.299
86	1:06.846	1:33.697	84	1:11.416	1:32.024									
			86	1:17.654	1:34.699									

HSCC Legends Racing Historic FF Championship in association with Avon Tyres QUALIFYING - RACE 2

POS	NO	CL	NAME	NAT	CAR	TIME	LAPS	GAP	MPH
1	1	D	Neil FOWLER		Lola T200	1:13.962	12		90.04
2	29	D	Greg CATON		Merlyn Mk20A	1:14.722	12	0.760	89.13
3	87	D	Nelson ROWE		Crossle 20F	1:14.818	8	0.856	89.01
4	42	D	Nigel BANCROFT		Crossle 20F	1:15.097	11	1.135	88.68
5	57	D	David WILD		Macon MR8	1:15.569	12	1.607	88.13
6	77	D	Chris SHARPLES		Palliser WDF1	1:16.003	12	2.041	87.62
7	62	D	Keith NORMAN		Palliser WDF3	1:16.007	12	2.045	87.62
8	11	D	Westie MITCHELL		Merlyn Mk20	1:16.050	12	2.088	87.57
9	94	D	M GRANT-PETERKIN		Brabham BT21	1:16.187	12	2.225	87.41
10	54	D	Alex MEEK		Merlyn Mk20A	1:16.872	12	2.910	86.63
11	27	D	Dick DIXON		Lotus 61 FF	1:16.913	12	2.951	86.59
12	48	D	Crispin SCHLAEFLI		Macon MR8	1:16.938	12	2.976	86.56
13	66	D	Gregory THORNTON		Titian MkIV	1:17.019	12	3.057	86.47
14	44	D	John BLADON		Merlyn Mk11A	1:17.467	12	3.505	85.97
15	96	D	Dean BOWER		Hawke DL2	1:17.715	11	3.753	85.69
16	4	D	John SYKES		Merlyn 11A	1:19.237	8	5.275	84.05
17	91	D	Christopher ATKINSON		Merlyn Mk20	1:19.957	11	5.995	83.29
18	75	D	Anthony GODDARD		Merlyn Mk20	1:20.265	11	6.303	82.97
19	46	D	Mike BROMLEY		Merlyn Mk11A	1:20.422	11	6.460	82.81
20	71	D	Alan HICKS		Lotus 61	1:21.285	11	7.323	81.93
21	86	D	George FOWLER		Macon M8	1:22.352	8	8.390	80.87
22	39	D	Michael RICHINGS		Alexis 15	1:23.208	3	9.246	80.04

Car No 66 needs a working transponder please.

Weather / Track : Cloudy / Dry

These results are provisional until the conclusion of any judicial and technical matters.

Castle Combe

Circuit Length = 1.8500 miles.

Start: 08:57 End: 09:12

Clerk Of Course:	Stewards:	Timekeeper:

HSCC Legends Racing Historic FF Championship in association with Avon Tyres QUALIFYING - LAP ANALYSIS

1	Neil FOWLER	Lola T200
1 - 4:02.619	6 - 1:15.332	11 - 1:14.837
2 - 1:21.432	7 - 1:14.547	12 - 1:14.096
3 - 1:16.425	8 - 1:13.962	
4 - 1:14.728	9 - 1:15.246	
5 - 1:14.167	10 - 1:15.320	
4	John SYKES	Merlyn 11A
1 - 3:36.386	6 - 1:19.402	
2 - 1:26.672	7 - 1:20.460	
3 - 1:21.396	8 - 1:19.983	
4 - 1:20.382		
5 - 1:19.237		
11	Westie MITCHELL	Merlyn Mk20
1 - 3:40.240	6 - 1:16.817	11 - 1:16.178
2 - 1:23.037	7 - 1:17.403	12 - 1:16.809
3 - 1:17.623	8 - 1:16.050	
4 - 1:17.845	9 - 1:17.941	
5 - 1:17.663	10 - 1:18.454	
27	Dick DIXON	Lotus 61 FF
1 - 3:57.193	6 - 1:20.934	11 - 1:17.466
2 - 1:32.358	7 - 1:18.918	12 - 1:16.913
3 - 1:24.996	8 - 1:18.279	
4 - 1:20.248	9 - 1:22.675	
5 - 1:19.378	10 - 1:18.424	
29	Greg CATON	Merlyn Mk20A
1 - 3:44.291	6 - 1:16.131	11 - 1:15.401
2 - 1:26.639	7 - 1:14.813	12 - 1:17.137
3 - 1:17.150	8 - 1:14.722	
4 - 1:16.816	9 - 1:15.835	
5 - 1:16.243	10 - 1:14.838	
39	Michael RICHINGS	Alexis 15
1 - 3:52.937		
2 - 1:28.077		
3 - 1:23.208		

HSCC Legends Racing Historic FF Championship in association with Avon Tyres QUALIFYING - LAP ANALYSIS

(contd.)

42	Nigel BANCROFT	Crossle 20F
1 - 5:01.979	6 - 1:17.432	11 - 1:15.097
2 - 1:17.940	7 - 1:15.902	
3 - 1:16.746	8 - 1:15.892	
4 - 1:16.027	9 - 1:16.619	
5 - 1:15.601	10 - 1:15.910	
44	John BLADON	Merlyn Mk11A
1 - 3:44.632	6 - 1:19.293	11 - 1:18.358
2 - 1:26.005	7 - 1:17.569	12 - 1:19.252
3 - 1:19.777	8 - 1:17.467	
4 - 1:18.562	9 - 1:18.170	
5 - 1:18.365	10 - 1:18.693	
46	Mike BROMLEY	Merlyn Mk11A
1 - 3:48.894	6 - 1:46.061	11 - 1:20.422
2 - 1:30.733	7 - 1:22.288	
3 - 1:24.219	8 - 1:21.688	
4 - 1:23.806	9 - 1:23.988	
5 - 1:23.247	10 - 1:22.703	
48	Crispin SCHLAEFLI	Macon MR8
1 - 4:02.071	6 - 1:20.149	11 - 1:18.125
2 - 1:29.113	7 - 1:18.561	12 - 1:16.938
3 - 1:22.576	8 - 1:18.156	
4 - 1:20.566	9 - 1:22.385	
5 - 1:20.024	10 - 1:18.448	
54	Alex MEEK	Merlyn Mk20A
1 - 3:37.506	6 - 1:18.486	11 - 1:17.399
2 - 1:25.961	7 - 1:17.081	12 - 1:17.119
3 - 1:20.050	8 - 1:16.872	
4 - 1:18.594	9 - 1:18.130	
5 - 1:17.715	10 - 1:17.461	
57	David WILD	Macon MR8
1 - 4:09.284	6 - 1:16.835	11 - 1:15.741
2 - 1:22.530	7 - 1:16.501	12 - 1:15.949
3 - 1:17.355	8 - 1:15.895	
4 - 1:18.772	9 - 1:17.641	
5 - 1:19.081	10 - 1:15.569	

Car No 66 needs a working transponder please.
Weather / Track : Cloudy / Dry

Castle Combe
Circuit Length = 1.8500 miles.
Start: 08:57 End: 09:12

HSCC Legends Racing Historic FF Championship in association with Avon Tyres QUALIFYING - LAP ANALYSIS

(contd.)

62	Keith NORMAN	Palliser WDF3
1 - 3:47.751	6 - 1:16.726	11 - 1:16.007
2 - 1:28.590	7 - 1:18.556	12 - 1:16.885
3 - 1:18.484	8 - 1:23.819	
4 - 1:16.872	9 - 1:25.261	
5 - 1:16.643	10 - 1:16.184	
66	Gregory THORNTON	Titian MkIV
1 - 3:58.652	6 - 1:18.715	11 - 1:17.052
2 - 1:27.953	7 - 1:19.162	12 - 1:17.019
3 - 1:21.530	8 - 1:18.930	
4 - 1:19.678	9 - 1:31.995	
5 - 1:19.974	10 - 1:17.644	
71	Alan HICKS	Lotus 61
1 - 3:47.495	6 - 1:23.883	11 - 1:21.285
2 - 1:32.983	7 - 1:22.490	
3 - 1:27.182	8 - 1:22.259	
4 - 1:23.890	9 - 1:30.782	
5 - 1:24.607	10 - 1:23.040	
75	Anthony GODDARD	Merlyn Mk20
1 - 4:01.536	6 - 1:20.913	11 - 1:20.512
2 - 1:36.101	7 - 1:20.887	
3 - 1:24.885	8 - 1:20.265	
4 - 1:23.774	9 - 1:20.708	
5 - 1:21.511	10 - 1:20.683	
77	Chris SHARPLES	Palliser WDF1
1 - 4:09.405	6 - 1:17.478	11 - 1:17.187
2 - 1:33.363	7 - 1:17.981	12 - 1:16.003
3 - 1:22.661	8 - 1:16.519	
4 - 1:20.368	9 - 1:19.434	
5 - 1:18.436	10 - 1:16.954	
86	George FOWLER	Macon M8
1 - 3:58.277	6 - 1:23.334	
2 - 1:35.073	7 - 1:26.608	
3 - 1:24.230	8 - 2:59.075P	
4 - 1:22.352		
5 - 1:22.567		

Car No 66 needs a working transponder please.
Weather / Track : Cloudy / Dry

Castle Combe
Circuit Length = 1.8500 miles.
Start: 08:57 End: 09:12

HSCC Legends Racing Historic FF Championship in association with Avon Tyres QUALIFYING - LAP ANALYSIS

(contd.)


87	Nelson ROWE	Crossle 20F
1 - 3:49.160	6 - 1:20.176	
2 - 1:20.603	7 - 1:15.120	
3 - 1:15.518	8 - 1:28.981P	
4 - 1:14.818		
5 - 1:14.941		
91	Christopher ATKINSON	Merlyn Mk20
1 - 4:05.067	6 - 1:23.391	11 - 1:21.925
2 - 1:34.670	7 - 1:26.739	
3 - 1:27.228	8 - 1:23.186	
4 - 1:24.138	9 - 1:20.875	
5 - 1:24.834	10 - 1:19.957	
94	M GRANT-PETERKIN	Brabham BT21
1 - 3:38.796	6 - 1:58.548	11 - 1:16.684
2 - 1:26.215	7 - 1:17.461	12 - 1:16.187
3 - 1:21.164	8 - 1:16.386	
4 - 1:18.283	9 - 1:20.209	
5 - 1:17.331	10 - 1:17.069	
96	Dean BOWER	Hawke DL2
1 - 4:12.383	6 - 1:21.963	11 - 1:41.446
2 - 1:36.566	7 - 1:19.685	
3 - 1:27.078	8 - 1:19.235	
4 - 1:25.097	9 - 1:18.809	
5 - 1:23.498	10 - 1:17.715	

Car No 66 needs a working transponder please.
Weather / Track : Cloudy / Dry

Castle Combe
Circuit Length = 1.8500 miles.
Start: 08:57 End: 09:12

HSCC Legends Racing Historic FF Championship in association with Avon Tyres

GRID - RACE 2

ROW 11	86 FOWLER	39 RICHINGS
ROW 10	46 BROMLEY	71 HICKS
ROW 9	91 ATKINSON	75 GODDARD
ROW 8	96 BOWER	4 SYKES
ROW 7	66 THORNTON	44 BLADON
ROW 6	27 DIXON	48 SCHLAEFLI
ROW 5	94 GRANT-PETERKIN	54 MEEK
ROW 4	62 NORMAN	11 MITCHELL
ROW 3	57 WILD	77 SHARPLES
ROW 2	87 ROWE	42 BANCROFT
ROW 1	1 FOWLER	29 CATON
	POLE	
		

Car No 66 needs a working transponder please.

Weather / Track : Cloudy / Dry

These results are provisional until the conclusion of any judicial and technical matters.

Castle Combe

Circuit Length = 1.8500 miles.

Start: 08:57 End: 09:12

Clerk Of Course:

Stewards:

Timekeeper:

HSCC Legends Racing Historic FF Championship in association with Avon Tyres RACE CLASSIFICATION - RACE 2

POS	NO	CL	NAME	NAT	CAR	TIME	LAPS	GAP	MPH	BEST
1	87	D	Nelson ROWE		Crossle 20F	12:30.597	10		88.72	1:14.052
2	1	D	Neil FOWLER		Lola T200	12:33.165	10	2.568	88.42	1:14.085
3	42	D	Nigel BANCROFT		Crossle 20F	12:45.394	10	14.797	87.01	1:15.291
4	94	D	M GRANT-PETERKIN		Brabham BT21	12:55.559	10	24.962	85.87	1:15.253
5	57	D	David WILD		Macon MR8	12:55.720	10	25.123	85.85	1:16.077
6	62	D	Keith NORMAN		Palliser WDF3	12:59.416	10	28.819	85.44	1:16.474
7	11	D	Westie MITCHELL		Merlyn Mk20	13:10.862	10	40.265	84.21	1:16.267
8	44	D	John BLADON		Merlyn Mk11A	13:16.883	10	46.286	83.57	1:17.985
9	66	D	Gregory THORNTON		Titian MkIV	13:17.328	10	46.731	83.52	1:17.545
10	54	D	Alex MEEK		Merlyn Mk20A	13:18.490	10	47.893	83.40	1:17.893
11	48	D	Crispin SCHLAEFLI		Macon MR8	13:20.036	10	49.439	83.24	1:18.034
12	96	D	Dean BOWER		Hawke DL2	13:26.976	10	56.379	82.53	1:17.893
13	27	D	Dick DIXON		Lotus 61 FF	13:28.255	10	57.658	82.40	1:17.876
14	91	D	Christopher ATKINSON		Merlyn Mk20	13:30.613	10	1:00.016	82.16	1:18.417
15	75	D	Anthony GODDARD		Merlyn Mk20	13:33.483	10	1:02.886	81.87	1:19.072
16	46	D	Mike BROMLEY		Merlyn Mk11A	13:47.784	10	1:17.187	80.45	1:21.083
17	71	D	Alan HICKS		Lotus 61	12:40.594	9	1 LAP	78.80	1:22.480
18	77	D	Chris SHARPLES		Palliser WDF1	12:49.153	8	2 LAPS	69.27	1:17.231
NOT CLASSIFIED										
29	D	Greg CATON		Merlyn Mk20A	3:25.918	2	D.N.F.	64.68	1:29.272	
FASTEST LAP										
87	D	Nelson ROWE		Crossle 20F	1:14.052	7	89.93mph	144.73kph		

Weather / Track : Cloudy / Dry

These results are provisional until the conclusion of any judicial and technical matters.

Castle Combe

Circuit Length = 1.8500 miles.

Start: 13:25 End: 13:38

Clerk Of Course:	Stewards:	Timekeeper:
------------------	-----------	-------------

HSCC Legends Racing Historic FF Championship in association with Avon Tyres

RACE CLASSIFICATION - RACE 2 - LAP CHART

Lap 1			Lap 2			Lap 3			Lap 4			Lap 5		
No	Behind	Laptime	No	Behind	Laptime	No	Behind	Laptime	No	Behind	Laptime	No	Behind	Laptime
87		1:21.176	87		1:14.820	87		1:14.533	87		1:14.151	87		1:14.319
1	0.364	1:21.540	1	0.220	1:14.676	1	0.515	1:14.828	1	0.713	1:14.349	1	0.567	1:14.173
42	2.116	1:23.292	42	3.531	1:16.235	42	4.651	1:15.653	42	5.791	1:15.291	42	7.541	1:16.069
57	3.430	1:24.606	57	5.883	1:17.273	57	8.614	1:17.264	57	11.294	1:16.831	94	13.587	1:15.253
62	5.321	1:26.497	62	7.945	1:17.444	94	10.629	1:16.963	94	12.653	1:16.175	57	13.868	1:16.893
94	5.715	1:26.891	94	8.199	1:17.304	62	10.786	1:17.374	62	13.290	1:16.655	62	15.619	1:16.648
11	6.414	1:27.590	11	8.771	1:17.177	11	11.004	1:16.766	11	13.720	1:16.867	11	16.340	1:16.939
54	7.986	1:29.162	44	12.212	1:18.390	96	17.101	1:18.817	44	21.335	1:18.258	44	25.269	1:18.253
29	8.096	1:29.272	54	12.711	1:19.545	44	17.228	1:19.549	96	22.099	1:19.149	96	25.697	1:17.917
44	8.642	1:29.818	96	12.817	1:18.497	54	17.542	1:19.364	54	22.503	1:19.112	54	26.077	1:17.893
96	9.140	1:30.316	48	14.170	1:19.740	48	17.773	1:18.136	48	22.695	1:19.073	48	26.419	1:18.043
48	9.250	1:30.426	66	14.600	1:19.424	66	18.285	1:18.218	66	22.987	1:18.853	66	26.597	1:17.929
66	9.996	1:31.172	75	19.369	1:21.844	75	25.671	1:20.835	75	31.241	1:19.721	75	36.507	1:19.585
71	12.095	1:33.271	46	20.598	1:22.684	46	27.148	1:21.083	91	31.595	1:18.488	27	37.142	1:19.171
75	12.345	1:33.521	91	21.554	1:21.290	91	27.258	1:20.237	27	32.290	1:17.923	91	37.446	1:20.170
46	12.734	1:33.910	71	22.066	1:24.791	27	28.518	1:18.850	46	34.662	1:21.665	46	41.538	1:21.195
77	13.469	1:34.645	27	24.201	1:19.913	71	31.088	1:23.555	71	40.580	1:23.643	71	50.560	1:24.299
91	15.084	1:36.260	77	44.329	1:45.680P				77	1 LAP	2:49.259	77	1 LAP	1:17.418
27	19.108	1:40.284	29	49.922	1:56.646P									

HSCC Legends Racing Historic FF Championship in association with Avon Tyres

RACE CLASSIFICATION - RACE 2 - LAP CHART

(contd.)

Lap 6			Lap 7			Lap 8			Lap 9			Lap 10		
No	Behind	Laptime	No	Behind	Laptime	No	Behind	Laptime	No	Behind	Laptime	No	Behind	Laptime
87		1:14.079	87		1:14.052	87		1:14.179	87		1:14.436	87		1:14.852
1	0.573	1:14.085	1	0.715	1:14.194	1	1.151	1:14.615	1	1.693	1:14.978	1	2.568	1:15.727
42	8.876	1:15.414	77	2 LAPS	1:28.212	42	12.270	1:15.814	71	1 LAP	1:22.480	71	1 LAP	1:23.078
94	16.255	1:16.747	42	10.635	1:15.811	77	2 LAPS	1:19.084	42	13.633	1:15.799	42	14.797	1:16.016
57	16.592	1:16.803	94	18.633	1:16.430	94	21.242	1:16.788	77	2 LAPS	1:17.624	77	2 LAPS	1:17.231
62	18.014	1:16.474	57	19.147	1:16.607	57	21.473	1:16.505	94	23.412	1:16.606	94	24.962	1:16.402
11	18.528	1:16.267	62	21.941	1:17.979	62	24.361	1:16.599	57	23.898	1:16.861	57	25.123	1:16.077
44	29.819	1:18.629	11	29.481	1:25.005	11	32.759	1:17.457	62	26.691	1:16.766	62	28.819	1:16.980
96	30.069	1:18.451	44	34.684	1:18.917	44	38.548	1:18.043	11	36.459	1:18.136	11	40.265	1:18.658
54	30.651	1:18.653	96	35.288	1:19.271	96	39.002	1:17.893	44	42.097	1:17.985	44	46.286	1:19.041
48	31.053	1:18.713	66	35.588	1:18.229	66	39.194	1:17.785	66	44.038	1:19.280	66	46.731	1:17.545
66	31.411	1:18.893	54	35.820	1:19.221	54	39.581	1:17.940	54	44.258	1:19.113	54	47.893	1:18.487
27	41.768	1:18.705	48	36.100	1:19.099	48	39.955	1:18.034	48	44.458	1:18.939	48	49.439	1:19.833
75	42.228	1:19.800	27	46.212	1:18.496	27	50.188	1:18.155	96	46.028	1:21.462	96	56.379	1:25.203
91	42.455	1:19.088	91	46.820	1:18.417	91	51.600	1:18.959	27	54.634	1:18.882	27	57.658	1:17.876
46	48.860	1:21.401	75	48.118	1:19.942	75	53.060	1:19.121	91	55.752	1:18.588	91	1:00.016	1:19.116
71	58.967	1:22.486	46	55.910	1:21.102	46	1:03.130	1:21.399	75	57.696	1:19.072	75	1:02.886	1:20.042
			71	1:07.906	1:22.991				46	1:10.520	1:21.826	46	1:17.187	1:21.519

HSCC 70s Road Sports Championship for the Wesprey Castings Trophy

QUALIFYING - RACE 5

POS	NO	CL	NAME	NAT	CAR	TIME	LAPS	GAP	MPH
1	24	B	Charles BARTER		Datsun 240Z	1:22.163	11		81.05
2	1	A	Richard THORNE		Morgan +8	1:22.464	11	0.301	80.76
3	9	B	Julian BARTER		TVR 3000M	1:22.881	10	0.718	80.35
4	3	A	Paul CONWAY		Morgan Moss 60x +8	1:24.751	11	2.588	78.58
5	44	C	Alan HARPER		Lotus Elan	1:25.833	10	3.670	77.59
6	31	A	Mark BENNETT		MGB GT V8	1:25.880	10	3.717	77.55
7	54	C	Chris HOLLAND		Lotus 7 S4	1:26.063	11	3.900	77.38
8	11	C	Rory STOCKBRIDGE		Lotus Europa Twin Cam	1:26.094	10	3.931	77.35
9	16	A	Trevor ROWNEY		MGB GT V8	1:26.278	11	4.115	77.19
10	41	C	Howard BENTHAM		Lotus Elan	1:26.363	9	4.200	77.11
11	29	A	Philip BRIGGS		Porsche 928	1:26.680	11	4.517	76.83
12	42	C	Ross BRAITHWAITE		Lotus Europa	1:26.839	10	4.676	76.69
13	64	A	Paul ANDERSON		Porsche 928	1:26.942	11	4.779	76.60
14	12	B	Neil CONDLIFFE		TVR 3000M	1:27.294	10	5.131	76.29
15	8	A	Neville DAY		Pontiac Firebird	1:27.352	10	5.189	76.24
16	77	A	Andrew SHARP		Porsche 928	1:27.357	4	5.194	76.23
17	99	Inv	Adrian RUSH		Ferrari Daytona Coupe	1:27.416	9	5.253	76.18
18	33	B	Clive FOSKETT		Datsun 240Z	1:27.977	11	5.814	75.70
19	25	D2	Will FINN		Alfa Romeo 2000 GTV	1:28.189	10	6.026	75.52
20	96	Inv	Nigel BARNETT		Ford Capri	1:28.985	11	6.822	74.84
21	39	D2	Jonathan HARTOP		Alfa Romeo 2000 GTV	1:29.435	10	7.272	74.46
22	61	D2	Luke CLARK-BAGNALL		Triumph GT6 Mk3	1:29.480	10	7.317	74.43
23	59	E	Ralph HARWOOD-PENN		MG Midget	1:30.170	10	8.007	73.86
24	21	B	Peter GREGORY		Maserati Merak	1:30.395	9	8.232	73.67
25	65	D2	Steve COOKE		Triumph GT6 Mk3	1:30.738	10	8.575	73.39
26	75	D2	James NAIRN		Alfa Romeo GTV 2000	1:30.829	10	8.666	73.32
27	37	B	Ken DAVIES		Porsche 911E	1:31.245	10	9.082	72.99
28	98	Inv	Bob TROTTER		Ford Escort RS2000	1:31.327	7	9.164	72.92
29	23	D2	William MORTON		Alfa Romeo GTV 2.0 Alfetta	1:31.358	10	9.195	72.90
30	34	D2	John HUTCHISON		Lancia Beta	1:32.248	10	10.085	72.19
31	32	E	Simon HALL		Fiat X19	1:33.187	10	11.024	71.46
32	71	Inv	Chris HORNER		Turner Mk1	1:34.516	10	12.353	70.46
33	88	D2	Paul GARSIDE		Lancia Beta Monte Carlo	1:35.216	9	13.053	69.94
34	60	D2	David MARSHALL		Lancia Beta Monte Carlo	1:35.953	9	13.790	69.40
35	76	D2	David ERWIN		Alfa Romeo 2000 GTV	1:39.282	9	17.119	67.08
36	80	D2	David LANE		Jensen Healey	1:42.787	9	20.624	64.79

Car No 21 needs a working transponder please.

Weather / Track : Cloudy / Dry

These results are provisional until the conclusion of any judicial and technical matters.

Castle Combe

Circuit Length = 1.8500 miles.

Start: 10:09 End: 10:24

Clerk Of Course:	Stewards:	Timekeeper:

HSCC 70s Road Sports Championship for the Wesprey Castings Trophy QUALIFYING - LAP ANALYSIS

1	Richard THORNE	Morgan +8
1 - 5:41.819	6 - 1:25.240	11 - 1:23.822
2 - 1:35.781	7 - 1:23.849	
3 - 1:26.042	8 - 1:22.539	
4 - 1:25.466	9 - 1:22.626	
5 - 1:25.785	10 - 1:22.464	
3	Paul CONWAY	Morgan Moss 60x +8
1 - 5:39.675	6 - 1:29.240	11 - 1:24.751
2 - 1:39.204	7 - 1:28.093	
3 - 1:27.519	8 - 1:27.034	
4 - 1:27.662	9 - 1:27.079	
5 - 1:27.190	10 - 1:26.721	
8	Neville DAY	Pontiac Firebird
1 - 6:34.418	6 - 1:28.282	
2 - 1:53.824	7 - 1:27.352	
3 - 1:38.449	8 - 1:27.382	
4 - 1:31.632	9 - 1:28.373	
5 - 1:30.684	10 - 1:28.786	
9	Julian BARTER	TVR 3000M
1 - 6:40.509	6 - 1:22.881	
2 - 1:35.781	7 - 1:25.256	
3 - 1:27.007	8 - 1:22.902	
4 - 1:30.102	9 - 1:23.925	
5 - 1:24.478	10 - 1:23.238	
11	Rory STOCKBRIDGE	Lotus Europa Twin Cam
1 - 6:09.802	6 - 1:26.194	
2 - 1:44.773	7 - 1:27.072	
3 - 1:37.908	8 - 1:26.094	
4 - 1:32.063	9 - 1:28.563	
5 - 1:28.783	10 - 1:27.461	
12	Neil CONDLIFFE	TVR 3000M
1 - 6:25.657	6 - 1:28.248	
2 - 1:43.237	7 - 1:27.930	
3 - 1:32.478	8 - 1:27.294	
4 - 1:35.557	9 - 1:29.106	
5 - 1:34.153	10 - 1:29.521	

Car No 21 needs a working transponder please.
Weather / Track : Cloudy / Dry

Castle Combe
Circuit Length = 1.8500 miles.
Start: 10:09 End: 10:24

HSCC 70s Road Sports Championship for the Wesprey Castings Trophy QUALIFYING - LAP ANALYSIS

(contd.)

16	Trevor ROWNEY	MGB GT V8
1 - 5:31.959	6 - 1:26.569	11 - 1:26.288
2 - 1:37.070	7 - 1:27.802	
3 - 1:28.487	8 - 1:26.504	
4 - 1:30.040	9 - 1:26.278	
5 - 1:28.145	10 - 1:26.924	
21	Peter GREGORY	Maserati Merak
1 - 6:00.342	6 - 2:03.493	
2 - 1:46.788	7 - 1:30.395	
3 - 1:36.525	8 - 1:31.701	
4 - 1:38.492	9 - 1:30.475	
5 - 2:04.034P		
23	William MORTON	Alfa Romeo GTV 2.0 Alfetta
1 - 6:14.354	6 - 1:31.561	
2 - 1:45.347	7 - 1:31.358	
3 - 1:34.534	8 - 1:32.366	
4 - 1:39.423	9 - 1:32.101	
5 - 1:34.675	10 - 1:32.598	
24	Charles BARTER	Datsun 240Z
1 - 5:48.589	6 - 1:22.163	11 - 1:23.837
2 - 1:43.677	7 - 1:23.403	
3 - 1:24.900	8 - 1:24.860	
4 - 1:43.798	9 - 1:23.662	
5 - 1:22.722	10 - 1:23.328	
25	Will FINN	Alfa Romeo 2000 GTV
1 - 6:43.996	6 - 1:28.534	
2 - 1:43.468	7 - 1:31.201	
3 - 1:31.375	8 - 1:29.026	
4 - 1:33.876	9 - 1:28.189	
5 - 1:32.929	10 - 1:31.120	
29	Philip BRIGGS	Porsche 928
1 - 5:24.356	6 - 1:30.726	11 - 1:26.680
2 - 1:38.160	7 - 1:30.980	
3 - 1:31.007	8 - 1:33.591	
4 - 1:35.288	9 - 1:28.699	
5 - 1:31.504	10 - 1:26.763	

Car No 21 needs a working transponder please.
Weather / Track : Cloudy / Dry

Castle Combe
Circuit Length = 1.8500 miles.
Start: 10:09 End: 10:24

HSCC 70s Road Sports Championship for the Wesprey Castings Trophy QUALIFYING - LAP ANALYSIS

(contd.)

31	Mark BENNETT	MGB GT V8	
1 -	6:24.401	6 - 1:26.033	
2 -	1:43.390	7 - 1:25.880	
3 -	1:29.146	8 - 1:31.356	
4 -	1:34.445	9 - 1:30.616	
5 -	1:28.283	10 - 1:29.725	
32	Simon HALL	Fiat X19	
1 -	5:45.276	6 - 1:33.706	
2 -	1:48.660	7 - 1:36.967	
3 -	1:37.987	8 - 1:34.263	
4 -	1:35.191	9 - 1:38.132	
5 -	1:33.187	10 - 1:34.389	
33	Clive FOSKETT	Datsun 240Z	
1 -	5:33.657	6 - 1:33.476	11 - 1:28.529
2 -	1:38.352	7 - 1:33.848	
3 -	1:27.977	8 - 1:30.352	
4 -	1:31.548	9 - 1:28.410	
5 -	1:29.919	10 - 1:29.065	
34	John HUTCHISON	Lancia Beta	
1 -	5:29.167	6 - 1:35.069	
2 -	1:48.196	7 - 1:32.248	
3 -	1:38.516	8 - 1:33.603	
4 -	1:36.102	9 - 1:36.242	
5 -	1:37.291	10 - 1:34.581	
37	Ken DAVIES	Porsche 911E	
1 -	6:21.734	6 - 1:32.755	
2 -	1:45.709	7 - 1:32.813	
3 -	1:33.436	8 - 1:32.544	
4 -	1:34.952	9 - 1:31.245	
5 -	1:34.918	10 - 1:32.377	
39	Jonathan HARTOP	Alfa Romeo 2000 GTV	
1 -	6:29.056	6 - 1:31.322	
2 -	1:44.033	7 - 1:31.319	
3 -	1:35.501	8 - 1:29.435	
4 -	1:30.822	9 - 1:31.082	
5 -	1:38.452	10 - 1:33.716	

Car No 21 needs a working transponder please.
Weather / Track : Cloudy / Dry

Castle Combe
Circuit Length = 1.8500 miles.
Start: 10:09 End: 10:24

HSCC 70s Road Sports Championship for the Wesprey Castings Trophy QUALIFYING - LAP ANALYSIS

(contd.)

41	Howard BENTHAM	Lotus Elan	
1 -	6:01.724	6 - 1:26.777	
2 -	1:46.443	7 - 1:26.363	
3 -	1:36.201	8 - 1:29.339	
4 -	1:59.756P	9 - 1:27.210	
5 -	2:38.325		
42	Ross BRAITHWAITE	Lotus Europa	
1 -	6:08.728	6 - 1:29.974	
2 -	1:44.674	7 - 1:29.528	
3 -	1:39.818	8 - 1:28.010	
4 -	1:45.343	9 - 1:31.191	
5 -	1:34.657	10 - 1:26.839	
44	Alan HARPER	Lotus Elan	
1 -	5:26.064	6 - 2:56.981	
2 -	1:39.391	7 - 1:30.301	
3 -	1:29.321	8 - 1:26.900	
4 -	1:31.216	9 - 1:27.334	
5 -	1:40.376P	10 - 1:25.833	
54	Chris HOLLAND	Lotus 7 S4	
1 -	5:30.282	6 - 1:28.828	11 - 1:26.802
2 -	1:37.411	7 - 1:36.004	
3 -	1:28.710	8 - 1:34.466	
4 -	1:29.257	9 - 1:27.883	
5 -	1:27.435	10 - 1:26.063	
59	Ralph HARWOOD-PENN	MG Midget	
1 -	5:50.416	6 - 1:30.170	
2 -	1:44.300	7 - 1:34.352	
3 -	1:32.277	8 - 1:30.452	
4 -	1:31.301	9 - 1:32.837	
5 -	1:31.404	10 - 1:33.363	
60	David MARSHALL	Lancia Beta Monte Carlo	
1 -	6:16.141	6 - 1:40.329	
2 -	1:50.936	7 - 1:36.770	
3 -	1:42.754	8 - 1:35.953	
4 -	1:41.999	9 - 1:36.541	
5 -	1:37.281		

Car No 21 needs a working transponder please.
Weather / Track : Cloudy / Dry

Castle Combe
Circuit Length = 1.8500 miles.
Start: 10:09 End: 10:24

HSCC 70s Road Sports Championship for the Wesprey Castings Trophy QUALIFYING - LAP ANALYSIS

(contd.)

61	Luke CLARK-BAGNALL	Triumph GT6 Mk3
1 - 5:54.177	6 - 1:29.790	
2 - 1:47.047	7 - 1:29.480	
3 - 1:36.063	8 - 1:31.740	
4 - 1:32.969	9 - 1:32.340	
5 - 1:30.540	10 - 1:32.423	
64	Paul ANDERSON	Porsche 928
1 - 5:21.618	6 - 1:29.325	11 - 1:26.942
2 - 1:36.081	7 - 1:29.905	
3 - 1:30.837	8 - 1:27.659	
4 - 1:28.844	9 - 1:27.973	
5 - 1:32.960	10 - 1:27.737	
65	Steve COOKE	Triumph GT6 Mk3
1 - 6:05.759	6 - 1:30.738	
2 - 1:47.366	7 - 1:31.112	
3 - 1:38.962	8 - 1:31.011	
4 - 1:41.784	9 - 1:33.027	
5 - 1:32.337	10 - 1:31.095	
71	Chris HORNER	Turner Mk1
1 - 6:03.431	6 - 1:39.427	
2 - 1:47.415	7 - 1:37.193	
3 - 1:40.901	8 - 1:37.535	
4 - 1:41.113	9 - 1:34.516	
5 - 1:41.382	10 - 1:35.807	
75	James NAIRN	Alfa Romeo GTV 2000
1 - 5:52.442	6 - 1:31.763	
2 - 1:43.455	7 - 1:30.829	
3 - 1:34.136	8 - 1:33.066	
4 - 1:32.987	9 - 1:32.275	
5 - 1:31.818	10 - 1:31.323	
76	David ERWIN	Alfa Romeo 2000 GTV
1 - 6:39.503	6 - 1:39.596	
2 - 1:52.270	7 - 1:42.953	
3 - 1:41.850	8 - 1:39.880	
4 - 1:41.182	9 - 1:39.282	
5 - 1:39.548		

Car No 21 needs a working transponder please.
Weather / Track : Cloudy / Dry

Castle Combe
Circuit Length = 1.8500 miles.
Start: 10:09 End: 10:24

HSCC 70s Road Sports Championship for the Wesprey Castings Trophy QUALIFYING - LAP ANALYSIS

(contd.)

77	Andrew SHARP	Porsche 928
1 - 5:19.348 2 - 1:35.026 3 - 1:27.848 4 - 1:27.357		
80	David LANE	Jensen Healey
1 - 5:56.356 6 - 1:43.372 2 - 1:49.681 7 - 1:46.001 3 - 1:43.067 8 - 1:42.787 4 - 1:47.247 9 - 1:47.804 5 - 1:48.770		
88	Paul GARSIDE	Lancia Beta Monte Carlo
1 - 6:32.054 6 - 1:40.303 2 - 1:43.599 7 - 1:38.696 3 - 1:38.965 8 - 1:35.216 4 - 1:39.416 9 - 1:37.661 5 - 1:35.965		
96	Nigel BARNETT	Ford Capri
1 - 5:35.154 6 - 1:28.985 11 - 1:35.450 2 - 1:38.551 7 - 1:32.151 3 - 1:31.692 8 - 1:31.621 4 - 1:31.324 9 - 1:30.287 5 - 1:31.787 10 - 1:32.196		
98	Bob TROTTER	Ford Escort RS2000
1 - 6:35.974 6 - 1:32.350 2 - 1:42.498 7 - 2:28.500P 3 - 1:32.800 4 - 1:31.327 5 - 1:32.538		
99	Adrian RUSH	Ferrari Daytona Coupe
1 - 6:42.525 6 - 1:29.176 2 - 1:37.097 7 - 1:28.247 3 - 1:35.206 8 - 1:27.416 4 - 1:28.370 9 - 1:45.994P 5 - 1:31.210		

HSCC 70s Road Sports Championship for the Wesprey Castings Trophy

RACE CLASSIFICATION - RACE 5

POS	NO	CL	NAME	NAT	CAR	TIME	LAPS	GAP	MPH	BEST
1	9	B	Julian BARTER		TVR 3000M	30:22.393	22		80.40	1:21.031
2	24	B	Charles BARTER		Datsun 240Z	30:25.372	22	2.979	80.26	1:20.913
3	44	C	Alan HARPER		Lotus Elan	30:59.728	22	37.335	78.78	1:22.740
4	3	A	Paul CONWAY		Morgan Moss 60x +8	31:35.276	22	1:12.883	77.30	1:23.217
5	31	A	Mark BENNETT		MGB GT V8	31:37.623	22	1:15.230	77.21	1:24.727
6	41	C	Howard BENTHAM		Lotus Elan	31:44.556	22	1:22.163	76.93	1:24.008
7	8	A	Neville DAY		Pontiac Firebird	31:45.371	22	1:22.978	76.89	1:24.337
8	54	C	Chris HOLLAND		Lotus 7 S4	31:53.877	22	1:31.484	76.55	1:22.709
9	64	A	Paul ANDERSON		Porsche 928	30:27.599	21	1 LAP	76.52	1:25.105
10	11	C	Rory STOCKBRIDGE		Lotus Europa Twin Cam	30:28.038	21	1 LAP	76.50	1:25.346
11	12	B	Neil CONDLIFFE		TVR 3000M	30:55.585	21	1 LAP	75.37	1:24.999
12	99	Inv	Adrian RUSH		Ferrari Daytona Coupe	31:03.583	21	1 LAP	75.04	1:25.332
13	25	D2	Will FINN		Alfa Romeo 2000 GTV	31:21.198	21	1 LAP	74.34	1:26.137
14	98	Inv	Bob TROTTER		Ford Escort RS2000	31:21.357	21	1 LAP	74.34	1:26.819
15	29	A	Philip BRIGGS		Porsche 928	31:21.785	21	1 LAP	74.32	1:26.346
16	37	B	Ken DAVIES		Porsche 911E	31:28.618	21	1 LAP	74.05	1:27.803
17	33	B	Clive FOSKETT		Datsun 240Z	31:29.337	21	1 LAP	74.02	1:27.263
18	42	C	Ross BRAITHWAITE		Lotus Europa	31:30.808	21	1 LAP	73.96	1:26.514
19	61	D2	Luke CLARK-BAGNALL		Triumph GT6 Mk3	31:42.744	21	1 LAP	73.50	1:27.996
20	96	Inv	Nigel BARNETT		Ford Capri	31:44.676	21	1 LAP	73.43	1:28.001
21	39	D2	Jonathan HARTOP		Alfa Romeo 2000 GTV	31:44.676	21	1 LAP	73.43	1:28.445
22	21	B	Peter GREGORY		Maserati Merak	31:49.401	21	1 LAP	73.24	1:28.373
23	23	D2	William MORTON		Alfa Romeo GTV 2.0 Alfetta	30:29.766	20	2 LAPS	72.79	1:29.330
24	16	A	Trevor ROWNEY		MGB GT V8	30:41.251	20	2 LAPS	72.34	1:25.337
25	75	D2	James NAIRN		Alfa Romeo GTV 2000	30:53.269	20	2 LAPS	71.87	1:30.311
26	59	E	Ralph HARWOOD-PENN		MG Midget	31:06.000	20	2 LAPS	71.38	1:29.717
27	71	Inv	Chris HORNER		Turner Mk1	30:27.340	19	3 LAPS	69.24	1:32.669
28	32	E	Simon HALL		Fiat X19	30:30.551	19	3 LAPS	69.12	1:31.949
29	88	D2	Paul GARSIDE		Lancia Beta Monte Carlo	30:50.701	19	3 LAPS	68.37	1:32.454
30	60	D2	David MARSHALL		Lancia Beta Monte Carlo	31:25.726	19	3 LAPS	67.10	1:35.646
31	76	D2	David ERWIN		Alfa Romeo 2000 GTV	31:27.223	19	3 LAPS	67.05	1:35.289
32	80	D2	David LANE		Jensen Healey	31:43.216	18	4 LAPS	62.98	1:41.136

NOT CLASSIFIED

65	D2	Steve COOKE	Triumph GT6 Mk3	25:49.484	17	D.N.F.	73.06	1:28.777
77	A	Andrew SHARP	Porsche 928	8:54.146	6	D.N.F.	74.81	1:24.666
1	A	Richard THORNE	Morgan +8	5:35.985	4	D.N.F.	79.28	1:21.162
34	D2	John HUTCHISON	Lancia Beta	5:01.826	3	D.N.F.	66.19	1:32.463

FASTEST LAP

24	B	Charles BARTER	Datsun 240Z	1:20.913	4	82.31mph	132.46kph
1	A	Richard THORNE	Morgan +8	1:21.162	4	82.05mph	132.05kph
54	C	Chris HOLLAND	Lotus 7 S4	1:22.709	19	80.52mph	129.58kph
99	Inv	Adrian RUSH	Ferrari Daytona Coupe	1:25.332	20	78.04mph	125.60kph
25	D2	Will FINN	Alfa Romeo 2000 GTV	1:26.137	18	77.31mph	124.43kph
59	E	Ralph HARWOOD-PENN	MG Midget	1:29.717	11	74.23mph	119.46kph

Weather / Track : Cloudy / Dry

These results are provisional until the conclusion of any judicial and technical matters.

Castle Combe

Circuit Length = 1.8500 miles.

Start: 14:50 End: 15:20

Clerk Of Course:	Stewards:	Timekeeper:
------------------	-----------	-------------

HSCC 70s Road Sports Championship for the Wesprey Castings Trophy

RACE CLASSIFICATION - RACE 5 - LAP CHART

Lap 1			Lap 2			Lap 3			Lap 4			Lap 5		
No	Behind	Laptime	No	Behind	Laptime	No	Behind	Laptime	No	Behind	Laptime	No	Behind	Laptime
9		1:28.303	9		1:21.779	9		1:21.031	9		1:21.221	9		1:23.271
1	1.940	1:30.243	1	2.828	1:22.667	1	3.710	1:21.913	1	3.651	1:21.162	24	3.049	1:22.343
44	3.172	1:31.475	24	3.375	1:21.566	24	4.285	1:21.941	24	3.977	1:20.913	44	10.880	1:25.318
24	3.588	1:31.891	44	4.133	1:22.740	44	6.279	1:23.177	44	8.833	1:23.775	80	1 LAP	1:45.926
16	5.740	1:34.043	16	9.298	1:25.337	54	14.162	1:25.566	54	17.486	1:24.545	54	18.709	1:24.494
31	6.227	1:34.530	54	9.627	1:24.887	16	14.222	1:25.955	16	18.759	1:25.758	16	21.013	1:25.525
54	6.519	1:34.822	31	10.381	1:25.933	31	14.804	1:25.454	31	19.169	1:25.586	31	21.338	1:25.440
64	8.863	1:37.166	64	13.392	1:26.308	64	18.433	1:26.072	64	23.092	1:25.880	64	25.609	1:25.788
11	9.156	1:37.459	41	13.754	1:25.841	41	19.283	1:26.560	41	23.533	1:25.471	41	25.805	1:25.543
41	9.692	1:37.995	11	14.365	1:26.988	11	19.664	1:26.330	11	25.120	1:26.677	11	27.504	1:25.655
3	10.258	1:38.561	3	15.188	1:26.709	3	20.083	1:25.926	77	25.605	1:26.467	77	29.085	1:26.751
8	10.743	1:39.046	8	16.203	1:27.239	77	20.359	1:24.666	3	26.234	1:27.372	3	29.291	1:26.328
77	10.744	1:39.047	77	16.724	1:27.759	8	22.810	1:27.638	8	27.962	1:26.373	8	30.646	1:25.955
29	13.564	1:41.867	12	19.714	1:27.609	12	24.610	1:25.927	12	29.072	1:25.683	12	31.846	1:26.045
12	13.884	1:42.187	29	22.454	1:30.669	29	30.619	1:29.196	29	38.156	1:28.758	29	44.606	1:29.721
96	14.502	1:42.805	96	22.943	1:30.220	42	32.435	1:30.045	99	38.351	1:26.715	99	44.807	1:29.727
98	14.940	1:43.243	42	23.421	1:30.040	99	32.857	1:30.081	42	39.505	1:28.291	42	45.178	1:28.944
42	15.160	1:43.463	99	23.807	1:28.887	96	33.616	1:31.704	96	41.116	1:28.721	96	46.199	1:28.354
37	15.972	1:44.275	98	24.592	1:31.431	98	33.979	1:30.418	98	41.681	1:28.923	98	46.915	1:28.505
33	16.429	1:44.732	37	25.721	1:31.528	37	34.820	1:30.130	37	42.930	1:29.331	37	49.407	1:29.748
99	16.699	1:45.002	33	26.499	1:31.849	25	34.998	1:29.167	25	43.336	1:29.559	25	50.083	1:30.018
25	17.970	1:46.273	25	26.862	1:30.671	33	36.144	1:30.676	33	44.328	1:29.405	33	50.960	1:29.903
23	19.002	1:47.305	39	27.616	1:29.820	39	36.890	1:30.305	39	44.882	1:29.213	61	51.346	1:29.206
39	19.575	1:47.878	23	28.437	1:31.214	23	37.596	1:30.190	61	45.411	1:28.759	39	52.186	1:30.575
65	20.662	1:48.965	65	28.896	1:30.013	61	37.873	1:29.548	23	46.714	1:30.339	23	53.894	1:30.451
61	21.045	1:49.348	61	29.356	1:30.090	65	39.125	1:31.260	21	48.838	1:30.144	21	55.027	1:29.460
21	21.631	1:49.934	21	30.949	1:31.097	21	39.915	1:29.997	65	49.393	1:31.489	65	56.804	1:30.682
75	22.444	1:50.747	75	32.271	1:31.606	75	42.386	1:31.146	75	51.770	1:30.605	75	59.778	1:31.279
34	25.180	1:53.483	34	35.864	1:32.463	59	49.776	1:31.777	59	1:00.761	1:32.206	59	1:09.373	1:31.883
71	25.988	1:54.291	59	39.030	1:34.220	34	50.713	1:35.880	32	1:09.026	1:34.116	32	1:19.790	1:34.035
59	26.589	1:54.892	60	41.292	1:35.646	32	56.131	1:35.435	60	1:13.853	1:37.307			
32	27.005	1:55.308	32	41.727	1:36.501	60	57.767	1:37.506	71	1:15.538	1:36.693			
60	27.425	1:55.728	71	44.426	1:40.217	71	1:00.066	1:36.671	88	1:16.749	1:36.392			
88	27.913	1:56.216	88	44.843	1:38.709	88	1:01.578	1:37.766	76	1:18.361	1:36.705			
76	28.855	1:57.158	76	46.286	1:39.210	76	1:02.877	1:37.622						
80	29.636	1:57.939	80	50.334	1:42.477	80	1:10.439	1:41.136						

HSCC 70s Road Sports Championship for the Wesprey Castings Trophy

RACE CLASSIFICATION - RACE 5 - LAP CHART

(contd.)

Lap 6			Lap 7			Lap 8			Lap 9			Lap 10		
No	Behind	Laptime	No	Behind	Laptime	No	Behind	Laptime	No	Behind	Laptime	No	Behind	Laptime
9		1:23.075	9		1:21.980	9		1:22.440	9		1:23.342	9		1:23.554
24	3.665	1:23.691	24	4.611	1:22.926	24	4.304	1:22.133	80	2 LAPS	1:46.134	21	1 LAP	1:29.668
60	1 LAP	1:37.406	32	1 LAP	1:34.144	59	1 LAP	1:32.748	24	2.958	1:21.996	65	1 LAP	1:30.097
71	1 LAP	1:36.305	44	17.882	1:26.501	44	20.702	1:25.260	75	1 LAP	1:32.537	24	1.996	1:22.592
88	1 LAP	1:35.789	71	1 LAP	1:36.580	32	1 LAP	1:35.699	59	1 LAP	1:30.459	75	1 LAP	1:31.843
76	1 LAP	1:37.692	88	1 LAP	1:37.954	54	25.407	1:25.566	44	22.019	1:24.659	80	2 LAPS	1:42.807
44	13.361	1:25.556	54	22.281	1:24.233	31	30.443	1:26.048	54	26.450	1:24.385	59	1 LAP	1:31.192
54	20.028	1:24.394	60	1 LAP	1:40.262	16	31.656	1:26.547	31	31.828	1:24.727	44	22.648	1:24.183
16	23.730	1:25.792	76	1 LAP	1:37.629	41	32.820	1:26.404	32	1 LAP	1:34.610	54	26.640	1:23.744
31	24.059	1:25.796	31	26.835	1:24.756	71	1 LAP	1:36.794	16	33.812	1:25.498	31	33.391	1:25.117
41	26.828	1:24.098	16	27.549	1:25.799	88	1 LAP	1:35.060	41	34.266	1:24.788	41	36.074	1:25.362
64	29.555	1:27.021	41	28.856	1:24.008	64	37.834	1:26.771	64	41.387	1:26.895	16	37.989	1:27.731
11	30.449	1:26.020	64	33.503	1:25.928	3	38.157	1:25.858	3	44.161	1:29.346	32	1 LAP	1:33.896
3	31.452	1:25.236	11	34.160	1:25.691	60	1 LAP	1:38.515	8	45.051	1:27.522	64	44.278	1:26.445
8	34.103	1:26.532	3	34.739	1:25.267	11	39.503	1:27.783	11	45.523	1:29.362	3	45.099	1:24.492
80	1 LAP	1:45.520	8	37.360	1:25.237	8	40.871	1:25.951	71	1 LAP	1:35.819	8	46.621	1:25.124
77	35.466	1:29.456	12	40.094	1:25.834	76	1 LAP	1:40.913	12	47.262	1:26.773	11	47.402	1:25.433
12	36.240	1:27.469	29	58.464	1:29.175	12	43.831	1:26.177	88	1 LAP	1:36.956	12	48.707	1:24.999
29	51.269	1:29.738	99	59.126	1:29.132	29	1:04.880	1:28.856	60	1 LAP	1:38.921	71	1 LAP	1:33.426
42	51.780	1:29.677	42	1:00.175	1:30.375	99	1:05.082	1:28.396	76	1 LAP	1:36.319	88	1 LAP	1:32.454
99	51.974	1:30.242	80	1 LAP	1:48.309	42	1:05.793	1:28.058	99	1:08.156	1:26.416	60	1 LAP	1:37.180
96	53.380	1:30.256	96	1:00.856	1:29.456	98	1:06.641	1:28.055	42	1:09.561	1:27.110	76	1 LAP	1:36.079
98	53.793	1:29.953	98	1:01.026	1:29.213	25	1:07.261	1:28.139	29	1:10.982	1:29.444	99	1:10.187	1:25.585
25	54.954	1:27.946	25	1:01.562	1:28.588	96	1:08.337	1:29.921	98	1:11.572	1:28.273	42	1:12.762	1:26.755
37	55.777	1:29.445	37	1:03.253	1:29.456	37	1:09.747	1:28.934	25	1:12.302	1:28.383	29	1:14.343	1:26.915
33	56.297	1:28.412	33	1:03.532	1:29.215	33	1:09.940	1:28.848	96	1:12.996	1:28.001	98	1:14.905	1:26.887
61	56.701	1:28.430	61	1:03.873	1:29.152	61	1:10.575	1:29.142	37	1:14.787	1:28.382	25	1:15.751	1:27.003
39	57.556	1:28.445	39	1:04.837	1:29.261	39	1:11.622	1:29.225	33	1:15.320	1:28.722	96	1:18.486	1:29.044
23	1:01.194	1:30.375	23	1:09.057	1:29.843	23	1:16.822	1:30.205	61	1:16.154	1:28.921	37	1:19.036	1:27.803
21	1:01.934	1:29.982	21	1:10.265	1:30.311	21	1:18.153	1:30.328	39	1:17.287	1:29.007	33	1:19.575	1:27.809
65	1:03.165	1:29.436	65	1:10.829	1:29.644	65	1:18.795	1:30.406	23	1:23.329	1:29.849	61	1:21.669	1:29.069
75	1:07.993	1:31.290	75	1:17.128	1:31.115									
59	1:17.444	1:31.146												

Weather / Track : Cloudy / Dry

Castle Combe
Circuit Length = 1.8500 miles.
Start: 14:50 End: 15:20

HSCC 70s Road Sports Championship for the Wesprey Castings Trophy

RACE CLASSIFICATION - RACE 5 - LAP CHART

(contd.)

Lap 11			Lap 12			Lap 13			Lap 14			Lap 15		
No	Behind	Laptime	No	Behind	Laptime	No	Behind	Laptime	No	Behind	Laptime	No	Behind	Laptime
9		1:22.265	9		1:24.804	9		1:23.895	9		1:23.156	24		1:22.814
39	1 LAP	1:29.223	24	0.463	1:23.330	24	0.430	1:23.862	24	0.282	1:23.008	9	0.713	1:23.809
24	1.937	1:22.206	37	1 LAP	1:29.790	98	1 LAP	1:29.125	71	2 LAPS	1:33.895	99	1 LAP	1:27.555
23	1 LAP	1:29.896	33	1 LAP	1:30.830	29	1 LAP	1:29.164	88	2 LAPS	1:36.640	32	2 LAPS	1:35.814
21	1 LAP	1:29.379	76	2 LAPS	1:41.080	25	1 LAP	1:29.086	98	1 LAP	1:28.225	71	2 LAPS	1:32.678
65	1 LAP	1:29.385	96	1 LAP	1:33.442	37	1 LAP	1:28.613	29	1 LAP	1:28.632	98	1 LAP	1:28.668
75	1 LAP	1:30.688	61	1 LAP	1:30.752	33	1 LAP	1:28.086	25	1 LAP	1:28.573	29	1 LAP	1:28.379
44	25.200	1:24.817	39	1 LAP	1:30.117	42	1 LAP	1:40.695	37	1 LAP	1:28.915	25	1 LAP	1:27.991
54	27.653	1:23.278	21	1 LAP	1:29.245	96	1 LAP	1:32.900	33	1 LAP	1:28.252	88	2 LAPS	1:35.614
59	1 LAP	1:32.896	23	1 LAP	1:31.028	39	1 LAP	1:32.474	42	1 LAP	1:26.736	37	1 LAP	1:29.176
31	37.084	1:25.958	65	1 LAP	1:29.741	60	2 LAPS	1:39.705	96	1 LAP	1:29.303	33	1 LAP	1:29.122
41	38.184	1:24.375	44	24.802	1:24.406	61	1 LAP	1:34.247	39	1 LAP	1:29.630	42	1 LAP	1:29.269
16	41.565	1:25.841	54	26.305	1:23.456	21	1 LAP	1:29.220	61	1 LAP	1:29.128	80	3 LAPS	1:46.402
80	2 LAPS	1:44.984	75	1 LAP	1:33.798	76	2 LAPS	1:39.733	21	1 LAP	1:29.589	44	25.733	1:24.319
64	47.461	1:25.448	59	1 LAP	1:29.717	23	1 LAP	1:29.604	44	24.510	1:23.361	96	1 LAP	1:29.404
3	47.462	1:24.628	31	38.059	1:25.779	65	1 LAP	1:29.756	65	1 LAP	1:29.227	54	26.733	1:23.707
8	49.743	1:25.387	41	38.334	1:24.954	44	24.305	1:23.398	54	26.122	1:23.970	39	1 LAP	1:29.715
11	50.778	1:25.641	16	42.673	1:25.912	54	25.308	1:22.898	23	1 LAP	1:31.841	61	1 LAP	1:30.597
12	51.864	1:25.422	3	47.478	1:24.820	75	1 LAP	1:31.623	60	2 LAPS	1:40.026	21	1 LAP	1:28.667
32	1 LAP	1:35.728	64	48.666	1:26.009	31	42.750	1:28.586	76	2 LAPS	1:39.042	65	1 LAP	1:28.777
71	1 LAP	1:32.735	8	49.494	1:24.555	16	45.038	1:26.260	31	45.179	1:25.585	23	1 LAP	1:29.330
88	1 LAP	1:32.780	11	51.671	1:25.697	59	1 LAP	1:36.496	75	1 LAP	1:31.516	60	2 LAPS	1:37.127
99	1:14.033	1:26.111	12	52.521	1:25.461	3	49.809	1:26.226	16	48.142	1:26.260	76	2 LAPS	1:35.289
42	1:17.575	1:27.078	80	2 LAPS	1:44.123	64	50.636	1:25.865	3	51.226	1:24.573	31	48.164	1:26.081
98	1:22.204	1:29.564	32	1 LAP	1:33.042	8	51.473	1:25.874	8	53.327	1:25.010	16	50.781	1:25.735
29	1:23.103	1:31.025	71	1 LAP	1:32.941	41	52.062	1:37.623	64	55.011	1:27.531	3	52.282	1:24.152
25	1:24.134	1:30.648	88	1 LAP	1:32.906	11	54.319	1:26.543	41	55.169	1:26.263	75	1 LAP	1:30.343
60	1 LAP	1:38.303	99	1:16.010	1:26.781	12	56.467	1:27.841	11	56.509	1:25.346	8	55.046	1:24.815
						32	1 LAP	1:34.528	12	59.047	1:25.736	41	56.350	1:24.277
						80	2 LAPS	1:42.691	59	1 LAP	1:34.631	64	57.020	1:25.105
						99	1:21.518	1:29.403				11	58.765	1:25.352
												12	1:01.479	1:25.528
												59	1 LAP	1:30.649

HSCC 70s Road Sports Championship for the Wesprey Castings Trophy

RACE CLASSIFICATION - RACE 5 - LAP CHART

(contd.)

Lap 16			Lap 17			Lap 18			Lap 19			Lap 20		
No	Behind	Laptime	No	Behind	Laptime	No	Behind	Laptime	No	Behind	Laptime	No	Behind	Laptime
24		1:21.327	24		1:21.859	9		1:21.963	9		1:23.047	9		1:21.968
9	0.776	1:21.390	9	0.310	1:21.393	60	3 LAPS	1:38.802	24	0.189	1:22.494	24	0.156	1:21.935
99	1 LAP	1:26.617	99	1 LAP	1:26.600	24	0.742	1:23.015	75	2 LAPS	1:31.945	12	1 LAP	1:27.344
32	2 LAPS	1:32.998	98	1 LAP	1:28.386	76	3 LAPS	1:37.464	12	1 LAP	1:27.998	75	2 LAPS	1:32.352
98	1 LAP	1:29.628	25	1 LAP	1:27.676	12	1 LAP	1:28.287	80	4 LAPS	1:43.359	59	2 LAPS	1:32.166
25	1 LAP	1:29.015	29	1 LAP	1:28.488	59	2 LAPS	1:31.024	60	3 LAPS	1:36.775	60	3 LAPS	1:38.655
29	1 LAP	1:31.339	44	31.195	1:24.061	99	1 LAP	1:26.595	59	2 LAPS	1:31.517	99	1 LAP	1:31.945
71	2 LAPS	1:34.770	54	31.970	1:24.504	44	32.373	1:23.451	76	3 LAPS	1:37.534	44	34.748	1:24.000
42	1 LAP	1:27.514	32	2 LAPS	1:36.835	54	33.987	1:24.290	99	1 LAP	1:26.445	76	3 LAPS	1:41.022
37	1 LAP	1:29.569	42	1 LAP	1:28.938	98	1 LAP	1:28.705	44	32.716	1:23.390	54	35.424	1:23.743
44	28.993	1:24.587	37	1 LAP	1:29.304	25	1 LAP	1:29.551	54	33.649	1:22.709	80	4 LAPS	1:47.983
54	29.325	1:23.919	33	1 LAP	1:29.016	29	1 LAP	1:28.102	98	1 LAP	1:26.819	98	1 LAP	1:28.539
33	1 LAP	1:32.630	71	2 LAPS	1:36.151	42	1 LAP	1:27.253	25	1 LAP	1:26.137	25	1 LAP	1:28.504
88	2 LAPS	1:37.015	96	1 LAP	1:29.840	37	1 LAP	1:28.572	29	1 LAP	1:26.346	29	1 LAP	1:27.916
96	1 LAP	1:29.494	61	1 LAP	1:29.916	33	1 LAP	1:28.705	42	1 LAP	1:26.514	37	1 LAP	1:29.742
39	1 LAP	1:28.584	39	1 LAP	1:31.513	32	2 LAPS	1:35.759	37	1 LAP	1:28.508	33	1 LAP	1:28.354
61	1 LAP	1:27.996	88	2 LAPS	1:34.198	96	1 LAP	1:31.580	33	1 LAP	1:28.636	42	1 LAP	1:37.385
21	1 LAP	1:31.704	21	1 LAP	1:28.373	71	2 LAPS	1:34.805	32	2 LAPS	1:31.949	96	1 LAP	1:30.562
65	1 LAP	1:31.696	65	1 LAP	1:29.323	61	1 LAP	1:30.762	96	1 LAP	1:28.308	61	1 LAP	1:30.448
23	1 LAP	1:30.174	23	1 LAP	1:29.572	39	1 LAP	1:30.334	61	1 LAP	1:28.864	3	1:06.990	1:27.143
80	3 LAPS	1:48.107	31	56.719	1:25.578	21	1 LAP	1:28.831	39	1 LAP	1:29.294	39	1 LAP	1:30.559
31	53.000	1:26.163	3	58.464	1:24.051	88	2 LAPS	1:32.645	3	1:01.815	1:25.454	31	1:07.574	1:25.824
3	56.272	1:25.317	16	1:01.176	1:25.436	65	1 LAP	1:29.587	71	2 LAPS	1:34.506	21	1 LAP	1:29.980
16	57.599	1:28.145	8	1:02.254	1:24.337	23	1 LAP	1:29.873	21	1 LAP	1:33.378	32	2 LAPS	1:39.765
8	59.776	1:26.057	41	1:03.143	1:24.341	3	59.408	1:23.217	31	1:03.718	1:27.045	41	1:13.534	1:26.224
41	1:00.661	1:25.638	64	1:07.766	1:27.363	31	59.720	1:25.274	23	1 LAP	1:33.346	8	1:15.846	1:27.299
64	1:02.262	1:26.569	11	1:09.758	1:26.026	16	1:04.638	1:25.735	41	1:09.278	1:25.982	71	2 LAPS	1:35.394
60	2 LAPS	1:40.294	80	3 LAPS	1:47.021	8	1:05.404	1:25.423	8	1:10.515	1:28.158	23	1 LAP	1:33.086
11	1:05.591	1:28.153	75	1 LAP	1:31.626	41	1:06.343	1:25.473	64	1:14.898	1:26.247	64	1:20.204	1:27.274
75	1 LAP	1:35.862				64	1:11.698	1:26.205	11	1:16.848	1:26.969	11	1:21.542	1:26.662
76	2 LAPS	1:42.131				11	1:12.926	1:25.441	88	2 LAPS	1:43.474			
12	1:18.249	1:38.097												
59	1 LAP	1:32.658												

Weather / Track : Cloudy / Dry

Castle Combe
Circuit Length = 1.8500 miles.
Start: 14:50 End: 15:20

HSCC 70s Road Sports Championship for the Wesprey Castings Trophy

RACE CLASSIFICATION - RACE 5 - LAP CHART

(contd.)

Lap 21			Lap 22			Lap 23			Lap 24			Lap 25		
No	Behind	Laptime	No	Behind	Laptime	No	Behind	Laptime	No	Behind	Laptime	No	Behind	Laptime
9		1:22.520	9		1:22.187									
24	1.068	1:23.432	24	2.979	1:24.098									
16	2 LAPS	3:16.531	71	3 LAPS	1:32.669									
88	3 LAPS	1:45.467	64	1 LAP	1:29.709									
12	1 LAP	1:27.855	11	1 LAP	1:28.810									
75	2 LAPS	1:30.311	23	2 LAPS	1:32.245									
59	2 LAPS	1:30.373	32	3 LAPS	1:40.389									
99	1 LAP	1:25.332	16	2 LAPS	1:27.411									
44	35.124	1:22.896	88	3 LAPS	1:32.666									
54	36.050	1:23.146	75	2 LAPS	1:31.037									
60	3 LAPS	1:38.088	12	1 LAP	1:37.313									
76	3 LAPS	1:36.843	44	37.335	1:24.398									
98	1 LAP	1:28.146	99	1 LAP	1:30.016									
25	1 LAP	1:28.381	59	2 LAPS	1:33.350									
29	1 LAP	1:28.303	25	1 LAP	1:29.889									
80	4 LAPS	1:41.753	98	1 LAP	1:30.651									
37	1 LAP	1:28.376	29	1 LAP	1:29.752									
33	1 LAP	1:27.263	60	3 LAPS	1:39.480									
42	1 LAP	1:27.986	76	3 LAPS	1:37.758									
3	1:09.076	1:24.606	37	1 LAP	1:29.021									
31	1:10.585	1:25.531	33	1 LAP	1:28.872									
61	1 LAP	1:28.513	42	1 LAP	1:28.682									
96	1 LAP	1:30.533	3	1:12.883	1:25.994									
39	1 LAP	1:29.277	31	1:15.230	1:26.832									
41	1:16.198	1:25.184	61	1 LAP	1:29.856									
8	1:18.985	1:25.659	80	4 LAPS	1:46.545									
21	1 LAP	1:30.528	41	1:22.163	1:28.152									
			96	1 LAP	1:30.828									
			39	1 LAP	1:30.227									
			8	1:22.978	1:26.180									
			21	1 LAP	1:29.586									
			54	1:31.484	2:17.621									

HSCC Classic Racing Car Championship for Retro Track & Air Trophy QUALIFYING - RACE 6

POS	NO	CL	NAME	NAT	CAR	TIME	LAPS	GAP	MPH
1	3	E2	Matthew WATTS		Brabham BT16	1:10.788	10		94.08
2	44	E4	Michael SCOTT		March 702	1:14.695	12	3.907	89.16
3	30	E2	Richard KENDLE		Brabham BT21B	1:16.711	12	5.923	86.81
4	22	E4	Ian GRAY		Brabham BT30	1:17.381	11	6.593	86.06
5	84	E2	Roger BEVAN		Brabham BT21A F2	1:18.784	8	7.996	84.53
6	57	F	David WILD		Lola T204	1:19.058	11	8.270	84.24
7	66	F	Greg THORNTON		Titan MkIV	1:20.136	11	9.348	83.10
8	1	C	John BLADON		Merlyn Mk9 F2	1:20.598	11	9.810	82.63
9	91	C	Christopher ATKINSON		Merlyn Mk20	1:21.197	11	10.409	82.02
10	75	F	Anthony GODDARD		Merlyn Mk20	1:22.888	11	12.100	80.34
11	46	F	Mike BROMLEY		Merlyn Mk11A	1:23.067	11	12.279	80.17
12	71	F	Alan HICKS		Lotus 61	1:23.758	11	12.970	79.51
13	25	D	John COUNSELL		March 703 F3	1:23.982	10	13.194	79.30
14	32	E2	Julian JUDD		Tecno F3	1:24.069	10	13.281	79.22
15	12	C	David BROWN		Brabham BT6	1:24.669	11	13.881	78.65
16	27	D	Peter WILLIAMS		Brabham BT15	1:30.438	10	19.650	73.64
17	60	C	David CROWTHER		Brabham Cossie BT18	1:39.059	9	28.271	67.23

Car No 3 needs a working transponder please.

Weather / Track : Cloudy / Dry

These results are provisional until the conclusion of any judicial and technical matters.

Castle Combe

Circuit Length = 1.8500 miles.

Start: 10:27 End: 10:42

Clerk Of Course:	Stewards:	Timekeeper:
------------------	-----------	-------------

HSCC Classic Racing Car Championship for Retro Track & Air Trophy QUALIFYING - LAP ANALYSIS

1	John BLADON	Merlyn Mk9 F2
1 - 2:48.694	6 - 1:21.909	11 - 1:22.721
2 - 1:31.176	7 - 1:20.598	
3 - 1:23.886	8 - 1:21.559	
4 - 1:22.551	9 - 1:21.385	
5 - 1:22.415	10 - 1:21.239	
3	Matthew WATTS	Brabham BT16
1 - 3:30.998	6 - 1:14.606	
2 - 1:14.095	7 - 1:12.035	
3 - 1:15.898	8 - 1:10.788	
4 - 1:12.986	9 - 1:11.145	
5 - 1:14.097	10 - 1:35.116P	
12	David BROWN	Brabham BT6
1 - 2:20.723	6 - 1:27.103	11 - 1:27.334
2 - 1:39.278	7 - 1:29.557	
3 - 1:29.849	8 - 1:24.669	
4 - 1:29.824	9 - 1:26.384	
5 - 1:31.175	10 - 1:27.820	
22	Ian GRAY	Brabham BT30
1 - 2:22.878	6 - 1:19.622	11 - 1:18.947
2 - 1:35.679	7 - 1:17.758	
3 - 1:23.668	8 - 1:17.381	
4 - 1:20.148	9 - 1:19.297	
5 - 1:18.538	10 - 1:18.960	
25	John COUNSELL	March 703 F3
1 - 2:39.542	6 - 1:46.352	
2 - 1:41.253	7 - 1:24.646	
3 - 1:29.019	8 - 1:26.244	
4 - 1:26.052	9 - 1:23.982	
5 - 1:24.986	10 - 1:25.643	
27	Peter WILLIAMS	Brabham BT15
1 - 2:46.544	6 - 1:35.550	
2 - 1:49.118	7 - 1:30.438	
3 - 1:38.373	8 - 1:32.048	
4 - 1:34.688	9 - 1:30.602	
5 - 1:36.683	10 - 1:30.504	

Car No 3 needs a working transponder please.
Weather / Track : Cloudy / Dry

Castle Combe
Circuit Length = 1.8500 miles.
Start: 10:27 End: 10:42

HSCC Classic Racing Car Championship for Retro Track & Air Trophy QUALIFYING - LAP ANALYSIS

(contd.)

30	Richard KENDLE	Brabham BT21B
1 - 2:14.518	6 - 1:19.610	11 - 1:17.181
2 - 1:25.606	7 - 1:20.124	12 - 1:17.278
3 - 1:21.566	8 - 1:18.002	
4 - 1:20.823	9 - 1:16.711	
5 - 1:19.162	10 - 1:18.766	
32	Julian JUDD	Tecno F3
1 - 2:26.480	6 - 1:25.568	
2 - 1:47.958	7 - 1:25.241	
3 - 1:36.248	8 - 1:24.069	
4 - 1:31.072	9 - 1:26.246	
5 - 1:28.291	10 - 1:26.060	
44	Michael SCOTT	March 702
1 - 2:12.307	6 - 1:16.797	11 - 1:14.695
2 - 1:27.201	7 - 1:19.052	12 - 1:16.075
3 - 1:19.329	8 - 1:17.594	
4 - 1:16.436	9 - 1:16.237	
5 - 1:15.882	10 - 1:17.065	
46	Mike BROMLEY	Merlyn Mk11A
1 - 2:40.374	6 - 1:23.373	11 - 1:23.155
2 - 1:32.252	7 - 1:23.641	
3 - 1:25.026	8 - 1:24.293	
4 - 1:23.067	9 - 1:23.543	
5 - 1:24.265	10 - 1:24.210	
57	David WILD	Lola T204
1 - 2:22.823	6 - 1:20.991	11 - 1:19.278
2 - 1:31.383	7 - 1:19.058	
3 - 1:23.193	8 - 1:19.798	
4 - 1:20.386	9 - 1:19.889	
5 - 1:19.989	10 - 1:19.226	
60	David CROWTHER	Brabham Cossie BT18
1 - 2:35.083	6 - 1:42.635	
2 - 1:50.407	7 - 1:44.163	
3 - 1:40.130	8 - 1:43.985	
4 - 1:40.508	9 - 1:42.742	
5 - 1:39.059		

Car No 3 needs a working transponder please.
Weather / Track : Cloudy / Dry

Castle Combe
Circuit Length = 1.8500 miles.
Start: 10:27 End: 10:42

HSCC Classic Racing Car Championship for Retro Track & Air Trophy QUALIFYING - LAP ANALYSIS

(contd.)


66	Greg THORNTON	Titan MkIV
1 - 2:29.514	6 - 1:20.365	11 - 1:20.310
2 - 1:33.055	7 - 1:23.148	
3 - 1:25.685	8 - 1:20.195	
4 - 1:22.388	9 - 1:20.419	
5 - 1:21.189	10 - 1:20.136	
71	Alan HICKS	Lotus 61
1 - 2:28.822	6 - 1:26.738	11 - 1:25.176
2 - 1:35.758	7 - 1:25.522	
3 - 1:26.629	8 - 1:24.575	
4 - 1:27.895	9 - 1:23.773	
5 - 1:26.021	10 - 1:23.758	
75	Anthony GODDARD	Merlyn Mk20
1 - 2:48.836	6 - 1:25.798	11 - 1:23.614
2 - 1:39.223	7 - 1:23.261	
3 - 1:26.880	8 - 1:22.888	
4 - 1:24.663	9 - 1:24.458	
5 - 1:23.050	10 - 1:23.692	
84	Roger BEVAN	Brabham BT21A F2
1 - 2:27.959	6 - 1:18.784	
2 - 1:36.220	7 - 2:01.374P	
3 - 1:24.419	8 - 5:33.301P	
4 - 1:20.310		
5 - 1:19.885		
91	Christopher ATKINSON	Merlyn Mk20
1 - 2:41.920	6 - 1:35.258	11 - 1:26.057
2 - 1:33.137	7 - 1:24.528	
3 - 1:24.348	8 - 1:22.234	
4 - 1:22.042	9 - 1:21.545	
5 - 1:23.992	10 - 1:21.197	

Car No 3 needs a working transponder please.
Weather / Track : Cloudy / Dry

Castle Combe
Circuit Length = 1.8500 miles.
Start: 10:27 End: 10:42

HSCC Classic Racing Car Championship for Retro Track & Air Trophy

GRID - RACE 6

ROW 9	60	CROWTHER	
ROW 8	12	BROWN	27 WILLIAMS
ROW 7	25	COUNSELL	32 JUDD
ROW 6	46	BROMLEY	71 HICKS
ROW 5	91	ATKINSON	75 GODDARD
ROW 4	66	THORNTON	1 BLADON
ROW 3	84	BEVAN	57 WILD
ROW 2	30	KENDLE	22 GRAY
ROW 1	3	WATTS	44 SCOTT
POLE			
			

Car No 3 needs a working transponder please.

Weather / Track : Cloudy / Dry

These results are provisional until the conclusion of any judicial and technical matters.

Castle Combe

Circuit Length = 1.8500 miles.

Start: 10:27 End: 10:42

Clerk Of Course:

Stewards:

Timekeeper:

HSCC Classic Racing Car Championship for Retro Track & Air Trophy

RACE CLASSIFICATION - RACE 6

POS	NO	CL	NAME	NAT	CAR	TIME	LAPS	GAP	MPH	BEST
1	3	E2	Matthew WATTS		Brabham BT16	12:19.446	10		90.06	1:12.727
2	44	E4	Michael SCOTT		March 702	13:01.067	10	41.621	85.26	1:15.853
3	30	E2	Richard KENDLE		Brabham BT21B	13:07.016	10	47.570	84.62	1:16.718
4	84	E2	Roger BEVAN		Brabham BT21A F2	13:10.718	10	51.272	84.22	1:17.369
5	1	C	John BLADON		Merlyn Mk9 F2	12:27.366	9	1 LAP	80.20	1:21.575
6	22	E4	Ian GRAY		Brabham BT30	12:30.551	9	1 LAP	79.86	1:17.439
7	46	F	Mike BROMLEY		Merlyn Mk11A	12:31.009	9	1 LAP	79.81	1:21.284
8	75	F	Anthony GODDARD		Merlyn Mk20	12:37.650	9	1 LAP	79.11	1:21.929
9	25	D	John COUNSELL		March 703 F3	12:51.052	9	1 LAP	77.73	1:23.890
10	12	C	David BROWN		Brabham BT6	12:51.273	9	1 LAP	77.71	1:23.082
11	66	F	Greg THORNTON		Titan MkIV	12:51.341	9	1 LAP	77.70	1:20.291
12	71	F	Alan HICKS		Lotus 61	13:14.205	9	1 LAP	75.47	1:23.362
13	32	E2	Julian JUDD		Tecno F3	13:20.077	9	1 LAP	74.91	1:24.213
14	27	D	Peter WILLIAMS		Brabham BT15	13:39.840	9	1 LAP	73.11	1:28.367
15	8	C	Roger NEWMAN		Brabham BT14	12:48.408	8	2 LAPS	69.33	1:31.747
16	60	C	David CROWTHER		Brabham Cossie BT18	13:19.666	8	2 LAPS	66.62	1:36.773

NOT CLASSIFIED

57	F	David WILD		Lola T204	9:39.412	7	D.N.F.	80.46	1:20.068
91	C	Christopher ATKINSON		Merlyn Mk20		0	D.N.F.	N/A	

FASTEST LAP

3	E2	Matthew WATTS		Brabham BT16	1:12.727	6	91.57mph	147.37kph
44	E4	Michael SCOTT		March 702	1:15.853	2	87.80mph	141.30kph
57	F	David WILD		Lola T204	1:20.068	4	83.17mph	133.86kph
1	C	John BLADON		Merlyn Mk9 F2	1:21.575	3	81.64mph	131.39kph
25	D	John COUNSELL		March 703 F3	1:23.890	6	79.39mph	127.76kph

Weather / Track : Cloudy / Dry

These results are provisional until the conclusion of any judicial and technical matters.

Castle Combe

Circuit Length = 1.8500 miles.

Start: 15:37 End: 15:49

Clerk Of Course:	Stewards:	Timekeeper:
------------------	-----------	-------------

HSCC Classic Racing Car Championship for Retro Track & Air Trophy

RACE CLASSIFICATION - RACE 6 - LAP CHART

Lap 1			Lap 2			Lap 3			Lap 4			Lap 5		
No	Behind	Laptime	No	Behind	Laptime	No	Behind	Laptime	No	Behind	Laptime	No	Behind	Laptime
3		1:18.629	3		1:13.281	3		1:13.055	3		1:13.229	3		1:13.645
44	6.225	1:24.854	44	8.797	1:15.853	44	12.235	1:16.493	8	1 LAP	1:32.729	27	1 LAP	1:29.340
84	8.268	1:26.897	30	12.111	1:16.855	30	17.172	1:18.116	60	1 LAP	1:36.863	32	1 LAP	1:29.299
30	8.537	1:27.166	84	12.449	1:17.462	84	18.102	1:18.708	44	15.507	1:16.501	44	19.369	1:17.507
57	11.027	1:29.656	57	17.830	1:20.084	57	25.470	1:20.695	30	20.661	1:16.718	8	1 LAP	1:34.405
1	12.032	1:30.661	1	20.508	1:21.757	1	29.028	1:21.575	84	23.544	1:18.671	30	25.207	1:18.191
46	12.744	1:31.373	46	20.747	1:21.284	46	29.990	1:22.298	57	32.309	1:20.068	84	29.167	1:19.268
75	15.149	1:33.778	75	25.529	1:23.661	75	35.633	1:23.159	1	38.334	1:22.535	60	1 LAP	1:38.147
71	15.750	1:34.379	71	26.161	1:23.692	71	37.545	1:24.439	46	38.884	1:22.123	57	38.768	1:20.104
25	16.730	1:35.359	25	28.087	1:24.638	25	39.846	1:24.814	75	45.613	1:23.209	1	47.143	1:22.454
12	18.704	1:37.333	12	31.935	1:26.512	12	42.476	1:23.596	71	47.719	1:23.403	46	48.439	1:23.200
27	25.193	1:43.822	27	42.775	1:30.863	22	53.956	1:19.338	25	50.565	1:23.948	75	54.191	1:22.223
32	32.186	1:50.815	32	45.434	1:26.529	66	58.592	1:22.293	12	52.329	1:23.082	71	57.436	1:23.362
60	34.440	1:53.069	22	47.673	1:23.627	27	1:01.080	1:31.360	22	59.894	1:19.167	25	1:01.275	1:24.355
8	35.065	1:53.694	66	49.354	1:26.112	32	1:01.707	1:29.328	66	1:06.385	1:21.022	12	1:02.459	1:23.775
66	36.523	1:55.152	8	55.547	1:33.763							22	1:05.061	1:18.812
22	37.327	1:55.956	60	59.621	1:38.462									

HSCC Classic Racing Car Championship for Retro Track & Air Trophy

RACE CLASSIFICATION - RACE 6 - LAP CHART

(contd.)

Lap 6			Lap 7			Lap 8			Lap 9			Lap 10		
No	Behind	Laptime	No	Behind	Laptime	No	Behind	Laptime	No	Behind	Laptime	No	Behind	Laptime
3		1:12.727	3		1:13.313	3		1:14.737	3		1:13.587	3		1:13.243
66	1 LAP	1:21.055	12	1 LAP	1:24.707	22	1 LAP	1:19.656	46	1 LAP	1:22.420	1	1 LAP	1:21.915
32	1 LAP	1:26.783	66	1 LAP	1:20.418	71	1 LAP	1:25.332	22	1 LAP	1:18.285	22	1 LAP	1:18.271
27	1 LAP	1:28.746	32	1 LAP	1:24.213	25	1 LAP	1:24.897	75	1 LAP	1:24.174	46	1 LAP	1:24.134
44	24.542	1:17.900	44	29.383	1:18.154	12	1 LAP	1:23.928	8	2 LAPS	1:37.109	75	1 LAP	1:22.627
30	30.883	1:18.403	27	1 LAP	1:29.134	60	2 LAPS	1:40.048	25	1 LAP	1:24.239	8	2 LAPS	1:31.747
84	34.498	1:18.058	30	35.388	1:17.818	66	1 LAP	1:20.291	12	1 LAP	1:23.667	25	1 LAP	1:24.912
8	1 LAP	1:32.539	84	38.627	1:17.442	44	32.361	1:17.715	66	1 LAP	1:21.996	12	1 LAP	1:24.673
57	46.150	1:20.109	57	1:01.533	1:28.696	30	37.587	1:16.936	60	2 LAPS	1:37.893	66	1 LAP	1:23.002
1	56.763	1:22.347	8	1 LAP	1:32.422	32	1 LAP	1:24.292	44	36.841	1:18.067	44	41.621	1:18.023
46	57.968	1:22.256	1	1:05.656	1:22.206	84	41.268	1:17.378	71	1 LAP	1:47.910	30	47.570	1:19.233
60	1 LAP	1:38.411	46	1:06.576	1:21.921	27	1 LAP	1:28.529	30	41.580	1:17.580	84	51.272	1:19.465
75	1:03.393	1:21.929	75	1:12.970	1:22.890	1	1:12.835	1:21.916	84	45.050	1:17.369	71	1 LAP	1:26.541
22	1:09.773	1:17.439							32	1 LAP	1:24.329	60	2 LAPS	1:36.773
71	1:09.856	1:25.147							27	1 LAP	1:28.367	32	1 LAP	1:24.489
25	1:12.438	1:23.890										27	1 LAP	1:29.679

Weather / Track : Cloudy / Dry

Castle Combe
Circuit Length = 1.8500 miles.
Start: 15:37 End: 15:49

Castle Combe Special GT Championship QUALIFYING - RACE 7

POS	NO	CL	NAME	NAT	CAR	TIME	LAPS	GAP	MPH
1	2	A	Robert OLDERSHAW Jnr		Juno SS2U6	1:05.863	10		101.11
2	1	C	Louis DAVIDSON		Radical Prosport	1:06.760	13	0.897	99.76
3	6	A	Guy WOODWARD		Jade Trackstar	1:07.465	12	1.602	98.71
4	78	B	Shane MARSHALL		Mallock P21	1:08.950	12	3.087	96.59
5	66	C	Andy CROCKETT		Radical Prosport	1:10.050	13	4.187	95.07
6	22	A	Mike ROBERTS		Lola B2k40 Sports Prototype	1:12.148	4	6.285	92.31
7	32	B	Norman LACKFORD		Saxon SRC	1:12.617	12	6.754	91.71
8	23	A	Nigel MUSTILL		Nissan Skyline R34 GTR	1:12.919	11	7.056	91.33
9	4	TVR	Bob ROSS		TVR Tuscan	1:13.107	10	7.244	91.09
10	3	A	Derek GORE		LM3000 Prosport	1:13.667	11	7.804	90.40
11	40	B	David SMITH		Mallock Mk34	1:13.712	12	7.849	90.35
12	62	C	Robert CROZIER		Mallock Mk8	1:14.077	12	8.214	89.90
13	97	D	Scott GRANT		BMW M3 E36	1:15.253	11	9.390	88.50
14	41	B	Jeremy IRWIN		Rawlson Sports GT	1:16.366	8	10.503	87.21
15	63	C	Andrew NEWMAN		Radical Prosport	1:17.542	8	11.679	85.88
16	59	D	Keith SPRULES		Ferrari F335	1:19.882	10	14.019	83.37
17	99	D	Tony BAXTER		Porsche 968 Club Sport	1:22.013	11	16.150	81.20
18	98	D	Andy NEATE		Honda Integra	1:22.583	10	16.720	80.64

Car No 22 needs a working transponder please.

Weather / Track : Cloudy / Dry

These results are provisional until the conclusion of any judicial and technical matters.

Castle Combe

Circuit Length = 1.8500 miles.

Start: 10:50 End: 11:05

Clerk Of Course:	Stewards:	Timekeeper:
------------------	-----------	-------------

Castle Combe Special GT Championship QUALIFYING - LAP ANALYSIS

1	Louis DAVIDSON	Radical Prosport
1 -	6:39.580	6 - 1:16.527
2 -	1:23.969	7 - 1:08.333
3 -	1:13.499	8 - 1:09.610
4 -	1:10.187	9 - 1:08.030
5 -	1:09.056	10 - 1:07.294
11 -	1:07.860	12 - 1:08.846
13 -	1:06.760	
2	Robert OLDERSHAW Jnr	Juno SS2U6
1 -	7:38.469	6 - 1:27.037
2 -	1:32.373	7 - 1:07.100
3 -	1:13.349	8 - 1:05.863
4 -	1:09.699	9 - 1:08.617
5 -	3:06.944P	10 - 1:09.619
3	Derek GORE	LM3000 Prosport
1 -	6:42.897	6 - 1:15.861
2 -	1:28.333	7 - 1:14.567
3 -	1:18.319	8 - 1:15.376
4 -	1:16.045	9 - 1:14.676
5 -	1:16.084	10 - 1:13.667
11 -	1:33.783P	
4	Bob ROSS	TVR Tuscan
1 -	7:33.777	6 - 1:34.825P
2 -	1:34.635	7 - 2:42.260
3 -	1:18.634	8 - 1:13.493
4 -	1:16.319	9 - 1:23.398
5 -	1:15.485	10 - 1:13.107
6	Guy WOODWARD	Jade Trackstar
1 -	7:15.069	6 - 1:16.029
2 -	1:32.111	7 - 1:08.977
3 -	1:17.689	8 - 1:09.044
4 -	1:13.046	9 - 1:08.549
5 -	1:10.305	10 - 1:07.465
11 -	1:15.546	12 - 1:07.851
22	Mike ROBERTS	Lola B2k40 Sports Prototype
1 -	7:17.134	
2 -	1:32.913	
3 -	1:16.902	
4 -	1:12.148	

Car No 22 needs a working transponder please.
Weather / Track : Cloudy / Dry

Castle Combe
Circuit Length = 1.8500 miles.
Start: 10:50 End: 11:05

Castle Combe Special GT Championship QUALIFYING - LAP ANALYSIS

(contd.)

23	Nigel MUSTILL	Nissan Skyline R34 GTR	
1 -	7:25.061	6 -	1:14.163
2 -	1:28.942	7 -	1:17.715
3 -	1:18.210	8 -	1:14.428
4 -	1:13.537	9 -	1:13.930
5 -	1:12.919	10 -	1:13.043
32	Norman LACKFORD	Saxon SRC	
1 -	6:56.711	6 -	1:14.937
2 -	1:37.766	7 -	1:13.450
3 -	1:19.118	8 -	1:12.715
4 -	1:16.434	9 -	1:12.988
5 -	1:14.711	10 -	1:16.927
40	David SMITH	Mallock Mk34	
1 -	6:49.566	6 -	1:15.674
2 -	1:29.852	7 -	1:14.329
3 -	1:21.082	8 -	1:16.357
4 -	1:17.954	9 -	1:14.784
5 -	1:18.801	10 -	1:14.172
41	Jeremy IRWIN	Rawlson Sports GT	
1 -	6:53.317	6 -	1:16.366
2 -	1:43.081	7 -	1:19.902
3 -	1:23.916	8 -	1:22.441
4 -	1:17.418		
5 -	1:18.401		
59	Keith SPRULES	Ferrari F335	
1 -	7:31.624	6 -	1:26.584
2 -	1:47.973	7 -	1:23.731
3 -	1:31.149	8 -	1:19.882
4 -	1:28.124	9 -	1:20.199
5 -	1:29.738	10 -	1:21.412
62	Robert CROZIER	Mallock Mk8	
1 -	6:54.865	6 -	1:24.021
2 -	1:42.295	7 -	1:14.777
3 -	1:24.084	8 -	1:15.863
4 -	1:17.644	9 -	1:14.077
5 -	1:17.799	10 -	1:19.747

Car No 22 needs a working transponder please.
Weather / Track : Cloudy / Dry

Castle Combe
Circuit Length = 1.8500 miles.
Start: 10:50 End: 11:05

Castle Combe Special GT Championship QUALIFYING - LAP ANALYSIS

(contd.)


63	Andrew NEWMAN	Radical Prosport			
1 -	6:44.534	6 -	1:21.724		
2 -	1:32.257	7 -	1:18.315		
3 -	1:22.230	8 -	1:17.542		
4 -	1:22.546				
5 -	1:20.595				
66	Andy CROCKETT	Radical Prosport			
1 -	6:40.707	6 -	1:13.343	11 -	1:10.401
2 -	1:26.212	7 -	1:10.906	12 -	1:10.297
3 -	1:15.102	8 -	1:10.050	13 -	1:10.923
4 -	1:11.955	9 -	1:13.942		
5 -	1:11.883	10 -	1:10.842		
78	Shane MARSHALL	Mallock P21			
1 -	7:00.156	6 -	1:14.562	11 -	1:10.824
2 -	1:34.697	7 -	1:12.263	12 -	1:11.000
3 -	1:18.933	8 -	1:09.052		
4 -	1:11.880	9 -	1:08.950		
5 -	1:12.916	10 -	1:10.128		
97	Scott GRANT	BMW M3 E36			
1 -	7:36.358	6 -	1:17.127	11 -	1:18.697
2 -	1:33.807	7 -	1:15.802		
3 -	1:20.353	8 -	1:15.253		
4 -	1:17.651	9 -	1:15.485		
5 -	1:17.210	10 -	1:15.766		
98	Andy NEATE	Honda Integra			
1 -	7:37.509	6 -	1:24.509		
2 -	1:43.186	7 -	1:24.102		
3 -	1:30.845	8 -	1:23.174		
4 -	1:28.358	9 -	1:22.583		
5 -	1:27.530	10 -	1:23.976		
99	Tony BAXTER	Porsche 968 Club Sport			
1 -	7:03.816	6 -	1:23.720	11 -	1:25.404
2 -	1:37.328	7 -	1:22.552		
3 -	1:30.936	8 -	1:22.377		
4 -	1:27.786	9 -	1:24.677		
5 -	1:26.506	10 -	1:22.013		

Car No 22 needs a working transponder please.
Weather / Track : Cloudy / Dry

Castle Combe
Circuit Length = 1.8500 miles.
Start: 10:50 End: 11:05

Castle Combe Special GT Championship

GRID - RACE 7

ROW 9	99 BAXTER	98 NEATE
ROW 8	63 NEWMAN	59 SPRULES
ROW 7	97 GRANT	41 IRWIN
ROW 6	40 SMITH	62 CROZIER
ROW 5	4 ROSS	3 GORE
ROW 4	32 LACKFORD	23 MUSTILL
ROW 3	66 CROCKETT	22 ROBERTS
ROW 2	6 WOODWARD	78 MARSHALL
ROW 1	2 OLDERSHAW	1 DAVIDSON
	POLE	
		

Car No 22 needs a working transponder please.

Weather / Track : Cloudy / Dry

These results are provisional until the conclusion of any judicial and technical matters.

Castle Combe

Circuit Length = 1.8500 miles.

Start: 10:50 End: 11:05

Clerk Of Course:	Stewards:	Timekeeper:
------------------	-----------	-------------

Castle Combe Special GT Championship

RACE CLASSIFICATION - RACE 7

POS	NO	CL	NAME	NAT	CAR	TIME	LAPS	GAP	MPH	BEST
1	6	A	Guy WOODWARD		Jade Trackstar	13:44.129	12		96.97	1:06.771
2	1	C	Louis DAVIDSON		Radical Prosport	13:45.083	12	0.954	96.86	1:06.910
3	78	B	Shane MARSHALL		Mallock P21	13:59.427	12	15.298	95.20	1:08.182
4	66	C	Andy CROCKETT		Radical Prosport	14:13.155	12	29.026	93.67	1:10.060
5	32	B	Norman LACKFORD		Saxon SRC	14:39.801	12	55.672	90.83	1:11.531
6	4	TVR	Bob ROSS		TVR Tuscan	14:42.824	12	58.695	90.52	1:12.139
7	3	A	Derek GORE		LM3000 Prosport	14:56.167	12	1:12.038	89.18	1:13.332
8	23	D	Nigel MUSTILL		Opel Omega	13:45.606	11	1 LAP	88.73	1:12.395
9	97	D	Scott GRANT		BMW M3 E36	13:55.495	11	1 LAP	87.68	1:14.435
10	62	C	Robert CROZIER		Mallock Mk8	14:04.761	11	1 LAP	86.72	1:13.345
11	41	B	Jeremy IRWIN		Rawlson Sports GT	14:12.362	11	1 LAP	85.94	1:15.512
12	59	D	Keith SPRULES		Ferrari F335	14:44.446	11	1 LAP	82.83	1:18.246
13	98	D	Andy NEATE		Honda Integra	13:54.192	10	2 LAPS	79.83	1:20.692
14	99	D	Tony BAXTER		Porsche 968 Club Sport	14:14.428	10	2 LAPS	77.94	1:22.831

NOT CLASSIFIED

40	B	David SMITH		Mallock Mk34	10:06.654	8	D.N.F.	87.82	1:13.612
2	A	Robert OLDERSHAW Jnr		Juno SS2U6	1:11.374	1	D.N.F.	93.31	1:11.374

FASTEST LAP

6	A	Guy WOODWARD		Jade Trackstar	1:06.771	5	99.74mph	160.52kph
1	C	Louis DAVIDSON		Radical Prosport	1:06.910	4	99.53mph	160.18kph
78	B	Shane MARSHALL		Mallock P21	1:08.182	10	97.68mph	157.20kph
4	TVR	Bob ROSS		TVR Tuscan	1:12.139	10	92.32mph	148.57kph
23	D	Nigel MUSTILL		Opel Omega	1:12.395	5	91.99mph	148.05kph

Car No 99 - 10 second Penalty - J.13.3.(1) False Start

Weather / Track : Cloudy / Dry

These results are provisional until the conclusion of any judicial and technical matters.

Castle Combe

Circuit Length = 1.8500 miles.

Start: 16:02 End: 16:15

Clerk Of Course:	Stewards:	Timekeeper:
------------------	-----------	-------------

Castle Combe Special GT Championship

RACE CLASSIFICATION - RACE 7 - LAP CHART

Lap 1			Lap 2			Lap 3			Lap 4			Lap 5		
No	Behind	Laptime	No	Behind	Laptime	No	Behind	Laptime	No	Behind	Laptime	No	Behind	Laptime
2		1:11.374	6		1:09.354	6		1:07.245	6		1:06.946	6		1:06.771
6	3.102	1:14.476	1	0.402	1:09.066	1	0.549	1:07.392	1	0.513	1:06.910	1	1.396	1:07.654
1	3.792	1:15.166	66	3.581	1:10.711	66	6.396	1:10.060	66	9.615	1:10.165	78	11.363	1:08.341
66	5.326	1:16.700	78	4.103	1:10.790	78	6.646	1:09.788	78	9.793	1:10.093	66	13.416	1:10.572
78	5.769	1:17.143	4	10.021	1:13.554	4	16.081	1:13.305	4	22.562	1:13.427	4	28.163	1:12.372
4	8.923	1:20.297	23	10.357	1:13.095	23	16.554	1:13.442	23	23.020	1:13.412	23	28.644	1:12.395
23	9.718	1:21.092	3	12.829	1:14.558	32	19.393	1:12.221	32	23.978	1:11.531	32	29.313	1:12.106
3	10.727	1:22.101	32	14.417	1:12.618	3	20.175	1:14.591	3	26.763	1:13.534	3	34.544	1:14.552
97	12.604	1:23.978	97	15.606	1:15.458	97	22.818	1:14.457	97	30.307	1:14.435	97	38.233	1:14.697
32	14.255	1:25.629	40	17.834	1:14.875	40	24.683	1:14.094	40	31.349	1:13.612	40	38.573	1:13.995
41	14.951	1:26.325	41	20.609	1:18.114	41	30.490	1:17.126	41	40.006	1:16.462	41	49.399	1:16.164
40	15.415	1:26.789	62	21.121	1:17.477	62	30.845	1:16.969	62	40.426	1:16.527	62	49.818	1:16.163
62	16.100	1:27.474	59	28.775	1:20.294	59	40.475	1:18.945	59	52.949	1:19.420	59	1:04.575	1:18.397
99	20.809	1:32.183	99	32.062	1:23.709	99	48.306	1:23.489	99	1:05.180	1:23.820			
59	20.937	1:32.311	98	32.350	1:22.480	98	48.556	1:23.451	98	1:05.363	1:23.753			
98	22.326	1:33.700												

Car No 99 - 10 second Penalty - J.13.3.(1) False Start
Weather / Track : Cloudy / Dry

Castle Combe
Circuit Length = 1.8500 miles.
Start: 16:02 End: 16:15

Castle Combe Special GT Championship
RACE CLASSIFICATION - RACE 7 - LAP CHART
 (contd.)

Lap 6			Lap 7			Lap 8			Lap 9			Lap 10		
No	Behind	Laptime	No	Behind	Laptime	No	Behind	Laptime	No	Behind	Laptime	No	Behind	Laptime
6		1:09.574	6		1:08.104	6		1:07.837	6		1:09.031	6		1:07.488
1	1.621	1:09.799	1	1.065	1:07.548	1	0.198	1:06.970	1	0.686	1:09.519	1	0.248	1:07.050
98	1 LAP	1:21.628	59	1 LAP	1:21.101	78	12.934	1:09.138	62	1 LAP	1:16.988	62	1 LAP	1:13.345
78	10.804	1:09.015	78	11.633	1:08.933	59	1 LAP	1:18.906	41	1 LAP	1:17.996	41	1 LAP	1:16.425
99	1 LAP	1:24.035	66	16.851	1:10.567	66	19.588	1:10.574	78	12.775	1:08.872	78	13.469	1:08.182
66	14.388	1:10.546	98	1 LAP	1:20.692	98	1 LAP	1:21.644	66	20.960	1:10.403	66	24.057	1:10.585
4	31.410	1:12.821	99	1 LAP	1:22.831	32	41.692	1:12.746	59	1 LAP	1:18.246	59	1 LAP	1:18.347
23	31.686	1:12.616	4	35.452	1:12.146	4	42.256	1:14.641	32	44.563	1:11.902	32	48.687	1:11.612
32	32.076	1:12.337	32	36.783	1:12.811	99	1 LAP	1:24.327	4	46.164	1:12.939	4	50.815	1:12.139
3	38.810	1:13.840	23	37.633	1:14.051	23	47.160	1:17.364	98	1 LAP	1:21.705	3	1:02.180	1:14.265
40	43.198	1:14.199	3	44.878	1:14.172	3	50.707	1:13.666	23	52.053	1:13.924	23	1:03.008	1:18.443
97	44.316	1:15.657	40	49.363	1:14.269	40	56.347	1:14.821	3	55.403	1:13.727	98	1 LAP	1:22.915
41	55.337	1:15.512	97	51.084	1:14.872	97	58.371	1:15.124	99	1 LAP	1:23.469			
62	55.982	1:15.738	41	1:02.753	1:15.520				97	1:04.439	1:15.099			
			62	1:03.060	1:15.182									

Car No 99 - 10 second Penalty - J.13.3.(1) False Start
 Weather / Track : Cloudy / Dry

Castle Combe
 Circuit Length = 1.8500 miles.
 Start: 16:02 End: 16:15

Castle Combe Special GT Championship
RACE CLASSIFICATION - RACE 7 - LAP CHART
 (contd.)

Lap 11			Lap 12			Lap 13			Lap 14			Lap 15		
No	Behind	Laptime	No	Behind	Laptime	No	Behind	Laptime	No	Behind	Laptime	No	Behind	Laptime
6		1:08.547	6		1:08.756									
1	0.321	1:08.620	1	0.954	1:09.389									
97	1 LAP	1:16.432	23	1 LAP	1:15.772									
99	2 LAPS	1:23.152	98	2 LAPS	1:22.224									
78	14.598	1:09.676	97	1 LAP	1:15.286									
62	1 LAP	1:14.797	78	15.298	1:09.456									
41	1 LAP	1:16.216	99	2 LAPS	1:23.413									
66	26.465	1:10.955	62	1 LAP	1:14.101									
59	1 LAP	1:18.410	41	1 LAP	1:16.502									
32	51.817	1:11.677	66	29.026	1:11.317									
4	54.516	1:12.248	32	55.672	1:12.611									
3	1:06.965	1:13.332	4	58.695	1:12.935									
			59	1 LAP	1:20.069									
			3	1:12.038	1:13.829									

Car No 99 - 10 second Penalty - J.13.3.(1) False Start
 Weather / Track : Cloudy / Dry

Castle Combe
 Circuit Length = 1.8500 miles.
 Start: 16:02 End: 16:15

Vredestein JEC Jaguar XK Championship QUALIFYING - RACE 8

POS	NO	CL	NAME	NAT	CAR	TIME	LAPS	GAP	MPH
1	1	D	Graeme DODD		Jaguar XK120	1:21.329	12		81.89
2	33	D	Nigel WEBB		Jaguar XK120	1:22.620	12	1.291	80.61
3	32	D	John CHISHOLM		Jaguar XK120	1:24.381	12	3.052	78.92
4	17	C	David HALL		Jaguar XK120	1:26.295	11	4.966	77.17
5	24	C	Trevor GROOM		Jaguar XK140 FHC	1:26.372	8	5.043	77.10
6	3	C	Rob NEWALL		Jaguar XK120 FHC	1:26.401	9	5.072	77.08
7	20	C	Michael O'SHEA		Jaguar XK150S	1:27.327	12	5.998	76.26
8	23	C	Graham LOVE		Jaguar XK150	1:28.574	11	7.245	75.19
9	7	B	Brian ARCULUS		Jaguar XK120	1:30.224	8	8.895	73.81
10	29	C	Mark GIBBON		Jaguar XK120	1:30.327	10	8.998	73.73
11	42	B	Geoff OTTLEY		Jaguar XK120	1:30.508	10	9.179	73.58
12	2	C	Chris KEITH-LUCAS		Jaguar XK120	1:30.700	11	9.371	73.42
13	5	D	Richard HACKETT		Jaguar XK120	1:30.994	11	9.665	73.19
14	16	C	John ROBERTS		Jaguar XK150	1:31.329	11	10.000	72.92
15	57	B	Glen TOLLETT		Jaguar XK120	1:32.503	9	11.174	71.99
16	40	C	Claire KEITH-LUCAS		Jaguar XK150S FHC	1:32.826	10	11.497	71.74
17	44	D	Stephen SKIPWORTH		Jaguar XK120	1:33.254	11	11.925	71.41
18	31	B	Roger WOODBRIDGE		Jaguar XK120 ots	1:33.626	10	12.297	71.13
19	12	C	Grahame BULL		Jaguar X150 FHC	1:33.995	5	12.666	70.85
20	14	C	Colin YOULE		Jaguar XK120	1:34.006	7	12.677	70.84
21	30	D	Dick SKIPWORTH		Jaguar XK 120	1:34.268	10	12.939	70.65
22	36	B	Nicholas WILKINS		Jaguar XK120	1:36.969	10	15.640	68.68

Car No's 31 & 36 need working transponders please. Car No 70 Race 1 did 3 laps.

Weather / Track : Cloudy / Dry

These results are provisional until the conclusion of any judicial and technical matters.

Castle Combe

Circuit Length = 1.8500 miles.

Start: 11:09 End: 11:24

Clerk Of Course:	Stewards:	Timekeeper:
------------------	-----------	-------------

Vredestein JEC Jaguar XK Championship QUALIFYING - LAP ANALYSIS

1	Graeme DODD	Jaguar XK120
1 - 3:54.411	6 - 1:21.329	11 - 1:21.499
2 - 1:25.027	7 - 1:21.587	12 - 1:33.876
3 - 1:24.793	8 - 1:23.203	
4 - 1:24.254	9 - 1:23.659	
5 - 1:22.198	10 - 1:22.798	
2	Chris KEITH-LUCAS	Jaguar XK120
1 - 3:44.461	6 - 1:32.482	11 - 1:31.928
2 - 1:50.848	7 - 1:31.098	
3 - 1:41.778	8 - 1:33.405	
4 - 1:35.152	9 - 1:33.091	
5 - 1:32.217	10 - 1:30.700	
3	Rob NEWALL	Jaguar XK120 FHC
1 - 3:15.033	6 - 1:29.021	
2 - 1:31.863	7 - 1:27.242	
3 - 1:27.800	8 - 1:26.713	
4 - 1:27.350	9 - 1:26.975	
5 - 1:26.401		
5	Richard HACKETT	Jaguar XK120
1 - 3:37.960	6 - 1:32.067	11 - 1:32.715
2 - 1:38.541	7 - 1:32.381	
3 - 1:32.768	8 - 1:30.994	
4 - 1:31.444	9 - 1:31.762	
5 - 1:31.688	10 - 1:31.405	
7	Brian ARCULUS	Jaguar XK120
1 - 3:34.666	6 - 1:30.224	
2 - 1:39.743	7 - 1:30.697	
3 - 1:32.125	8 - 1:30.951	
4 - 1:32.151		
5 - 1:37.782		
12	Grahame BULL	Jaguar X150 FHC
1 - 3:54.113		
2 - 1:33.995		
3 - 5:57.353		
4 - 1:40.883		
5 - 1:41.438		

Car No's 31 & 36 need working transponders please. Car No 70 Race 1 did 3 laps.
Weather / Track : Cloudy / Dry

Castle Combe
Circuit Length = 1.8500 miles.
Start: 11:09 End: 11:24

Vredestein JEC Jaguar XK Championship QUALIFYING - LAP ANALYSIS

(contd.)

14	Colin YOULE	Jaguar XK120
1 - 4:00.009	6 - 1:34.890	
2 - 1:44.066	7 - 1:34.006	
3 - 1:44.130		
4 - 1:34.491		
5 - 1:35.869		
16	John ROBERTS	Jaguar XK150
1 - 3:29.955	6 - 1:36.655	11 - 1:34.323
2 - 1:42.651	7 - 1:32.621	
3 - 1:33.442	8 - 1:31.427	
4 - 1:32.277	9 - 1:31.901	
5 - 1:31.329	10 - 1:31.490	
17	David HALL	Jaguar XK120
1 - 3:30.605	6 - 1:28.032	11 - 1:26.295
2 - 1:37.351	7 - 1:28.653	
3 - 1:29.356	8 - 1:27.074	
4 - 1:32.609	9 - 1:28.721	
5 - 1:29.974	10 - 1:28.085	
20	Michael O'SHEA	Jaguar XK150S
1 - 3:07.465	6 - 1:32.298	11 - 1:27.492
2 - 1:34.627	7 - 1:29.239	12 - 1:28.838
3 - 1:30.757	8 - 1:27.327	
4 - 1:30.572	9 - 1:30.294	
5 - 1:27.991	10 - 1:29.197	
23	Graham LOVE	Jaguar XK150
1 - 3:18.844	6 - 1:41.836	11 - 1:31.423
2 - 1:36.658	7 - 1:31.549	
3 - 1:31.000	8 - 1:31.125	
4 - 1:28.574	9 - 1:31.134	
5 - 1:28.934	10 - 1:32.605	
24	Trevor GROOM	Jaguar XK140 FHC
1 - 3:34.199	6 - 1:59.490P	
2 - 1:43.534	7 - 4:26.619	
3 - 1:31.777	8 - 1:28.581	
4 - 1:27.921		
5 - 1:26.372		

Car No's 31 & 36 need working transponders please. Car No 70 Race 1 did 3 laps.
Weather / Track : Cloudy / Dry

Castle Combe
Circuit Length = 1.8500 miles.
Start: 11:09 End: 11:24

Vredestein JEC Jaguar XK Championship QUALIFYING - LAP ANALYSIS

(contd.)

29	Mark GIBBON	Jaguar XK120		
1 -	3:21.578	6 -	1:30.327	
2 -	1:41.472	7 -	1:30.656	
3 -	1:32.958	8 -	1:31.257	
4 -	1:33.435	9 -	1:31.403	
5 -	1:32.753	10 -	1:32.492	
30	Dick SKIPWORTH	Jaguar XK 120		
1 -	3:24.320	6 -	1:34.299	
2 -	1:41.251	7 -	1:36.444	
3 -	2:07.651	8 -	1:34.519	
4 -	1:34.501	9 -	1:36.006	
5 -	1:34.268	10 -	1:35.332	
31	Roger WOODBRIDGE	Jaguar XK120 ots		
1 -	3:45.498	6 -	1:37.449	
2 -	1:50.970	7 -	1:33.626	
3 -	1:47.381	8 -	1:34.278	
4 -	1:36.215	9 -	1:35.771	
5 -	1:40.146	10 -	1:33.751	
32	John CHISHOLM	Jaguar XK120		
1 -	3:14.048	6 -	1:28.853	11 - 1:24.480
2 -	1:30.232	7 -	1:25.383	12 - 1:25.372
3 -	1:25.029	8 -	1:24.539	
4 -	1:24.381	9 -	1:26.014	
5 -	1:27.234	10 -	1:24.739	
33	Nigel WEBB	Jaguar XK120		
1 -	3:05.674	6 -	1:24.965	11 - 1:24.339
2 -	1:31.553	7 -	1:22.620	12 - 1:25.466
3 -	1:23.372	8 -	1:24.653	
4 -	1:25.983	9 -	1:24.183	
5 -	1:25.651	10 -	1:24.522	
36	Nicholas WILKINS	Jaguar XK120		
1 -	4:05.480	6 -	1:36.969	
2 -	1:44.136	7 -	1:37.164	
3 -	1:40.225	8 -	1:37.248	
4 -	1:40.083	9 -	1:37.576	
5 -	1:37.642	10 -	1:37.559	

Car No's 31 & 36 need working transponders please. Car No 70 Race 1 did 3 laps.
Weather / Track : Cloudy / Dry

Castle Combe
Circuit Length = 1.8500 miles.
Start: 11:09 End: 11:24

Vredestein JEC Jaguar XK Championship QUALIFYING - LAP ANALYSIS

(contd.)

40	Claire KEITH-LUCAS	Jaguar XK150S FHC
1 - 3:53.384	6 - 1:35.421	
2 - 1:49.848	7 - 1:34.888	
3 - 1:44.564	8 - 1:33.984	
4 - 1:39.311	9 - 1:33.780	
5 - 1:37.924	10 - 1:32.826	
42	Geoff OTTLEY	Jaguar XK120
1 - 3:14.253	6 - 1:31.560	
2 - 2:45.272	7 - 1:30.996	
3 - 1:34.890	8 - 1:31.010	
4 - 1:33.011	9 - 1:30.508	
5 - 1:33.448	10 - 1:32.182	
44	Stephen SKIPWORTH	Jaguar XK120
1 - 3:28.313	6 - 1:33.254	11 - 1:35.042
2 - 1:38.461	7 - 1:37.024	
3 - 1:36.088	8 - 1:35.518	
4 - 1:34.215	9 - 1:34.051	
5 - 1:39.798	10 - 1:34.028	
57	Glen TOLLETT	Jaguar XK120
1 - 3:59.270	6 - 1:32.998	
2 - 1:43.577	7 - 1:34.476	
3 - 1:39.415	8 - 1:35.007	
4 - 1:35.807	9 - 1:32.503	
5 - 1:55.769		

Car No's 31 & 36 need working transponders please. Car No 70 Race 1 did 3 laps.
Weather / Track : Cloudy / Dry


Castle Combe
Circuit Length = 1.8500 miles.
Start: 11:09 End: 11:24

Vredestein JEC Jaguar XK Championship

GRID - RACE 8

ROW 9	30 SKIPWORTH	36 WILKINS	
ROW 8	12 BULL	14 YOULE	
ROW 7	40 KEITH-LUCAS	44 SKIPWORTH	31 WOODBRIDGE
ROW 6	16 ROBERTS	57 TOLLETT	
ROW 5	42 OTTLEY	2 KEITH-LUCAS	5 HACKETT
ROW 4	7 ARCULUS	29 GIBBON	
ROW 3	3 NEWALL	20 O'SHEA	23 LOVE
ROW 2	17 HALL	24 GROOM	
ROW 1	1 DODD	33 WEBB	32 CHISHOLM

POLE



Car No's 31 & 36 need working transponders please. Car No 70 Race 1 did 3 laps.

Weather / Track : Cloudy / Dry

These results are provisional until the conclusion of any judicial and technical matters.

Castle Combe

Circuit Length = 1.8500 miles.

Start: 11:09 End: 11:24

Clerk Of Course:

Stewards:

Timekeeper:

Vredestein JEC Jaguar XK Championship RACE CLASSIFICATION - RACE 8

POS	NO	CL	NAME	NAT	CAR	TIME	LAPS	GAP	MPH	BEST
1	1	D	Graeme DODD		Jaguar XK120	13:53.103	10		79.94	1:21.294
2	33	D	Nigel WEBB		Jaguar XK120	13:53.801	10	0.698	79.87	1:21.773
3	32	D	John CHISHOLM		Jaguar XK120	14:14.376	10	21.273	77.95	1:23.629
4	3	C	Rob NEWALL		Jaguar XK120 FHC	14:37.928	10	44.825	75.86	1:26.049
5	20	C	Michael O'SHEA		Jaguar XK150S	14:52.359	10	59.256	74.63	1:27.818
6	23	C	Graham LOVE		Jaguar XK150	15:04.584	10	1:11.481	73.62	1:28.409
7	2	C	Chris KEITH-LUCAS		Jaguar XK120	15:18.074	10	1:24.971	72.54	1:29.227
8	17	C	David HALL		Jaguar XK120	15:19.141	10	1:26.038	72.45	1:27.109
9	5	D	Richard HACKETT		Jaguar XK120	15:19.504	10	1:26.401	72.43	1:29.735
10	7	B	Brian ARCULUS		Jaguar XK120	13:59.135	9	1 LAP	71.43	1:29.889
11	42	B	Geoff OTTLEY		Jaguar XK120	14:00.325	9	1 LAP	71.33	1:31.207
12	14	C	Colin YOULE		Jaguar XK120	14:02.917	9	1 LAP	71.11	1:31.205
13	16	C	John ROBERTS		Jaguar XK150	14:03.865	9	1 LAP	71.03	1:31.277
14	44	D	Stephen SKIPWORTH		Jaguar XK120	14:11.291	9	1 LAP	70.41	1:31.438
15	40	C	Claire KEITH-LUCAS		Jaguar XK150S FHC	14:25.159	9	1 LAP	69.28	1:33.789
16	36	B	Nicholas WILKINS		Jaguar XK120	14:38.889	9	1 LAP	68.20	1:34.786
17	30	D	Dick SKIPWORTH		Jaguar XK 120	14:39.812	9	1 LAP	68.12	1:34.559

NOT CLASSIFIED

12	C	Grahame BULL		Jaguar X150 FHC	10:32.373	7	D.N.F.	73.72	1:27.144
31	B	Roger WOODBRIDGE		Jaguar XK120 ots	6:32.331	4	D.N.F.	67.90	1:33.376
57	B	Glen TOLLETT		Jaguar XK120	6:32.764	4	D.N.F.	67.82	1:33.170

FASTEST LAP

1	D	Graeme DODD		Jaguar XK120	1:21.294	2	81.92mph	131.84kph
3	C	Rob NEWALL		Jaguar XK120 FHC	1:26.049	2	77.39mph	124.55kph
7	B	Brian ARCULUS		Jaguar XK120	1:29.889	4	74.09mph	119.23kph

Weather / Track : Cloudy / Dry

These results are provisional until the conclusion of any judicial and technical matters.

Castle Combe

Circuit Length = 1.8500 miles.

Start: 16:30 End: 16:44

Clerk Of Course:	Stewards:	Timekeeper:
------------------	-----------	-------------

Vredestein JEC Jaguar XK Championship RACE CLASSIFICATION - RACE 8 - LAP CHART

Lap 1			Lap 2			Lap 3			Lap 4			Lap 5		
No	Behind	Laptime	No	Behind	Laptime	No	Behind	Laptime	No	Behind	Laptime	No	Behind	Laptime
1		1:28.238	1		1:21.294	1		1:21.354	1		1:21.927	1		1:22.561
33	0.413	1:28.651	33	0.892	1:21.773	33	1.977	1:22.439	33	1.952	1:21.902	33	1.296	1:21.905
3	4.075	1:32.313	32	8.022	1:24.885	32	10.519	1:23.851	32	12.646	1:24.054	32	14.598	1:24.513
32	4.431	1:32.669	3	8.830	1:26.049	3	14.535	1:27.059	3	19.706	1:27.098	3	24.952	1:27.807
17	7.162	1:35.400	20	15.298	1:29.003	20	22.861	1:28.917	20	29.059	1:28.125	20	34.355	1:27.857
20	7.589	1:35.827	23	17.264	1:28.989	23	24.319	1:28.409	23	31.092	1:28.700	23	37.569	1:29.038
23	9.569	1:37.807	2	19.382	1:29.227	2	28.031	1:30.003	12	34.893	1:28.166	12	39.849	1:27.517
2	11.449	1:39.687	5	21.825	1:30.668	12	28.654	1:27.573	2	36.154	1:30.050	2	44.000	1:30.407
5	12.451	1:40.689	12	22.435	1:30.073	5	31.489	1:31.018	5	40.035	1:30.473	5	48.230	1:30.756
14	13.049	1:41.287	14	24.539	1:32.784	7	35.527	1:31.890	7	43.489	1:29.889	7	51.344	1:30.416
12	13.656	1:41.894	7	24.991	1:31.249	14	35.809	1:32.624	14	45.087	1:31.205	14	55.475	1:32.949
7	15.036	1:43.274	42	25.907	1:31.497	42	36.180	1:31.627	42	45.460	1:31.207	42	55.933	1:33.034
42	15.704	1:43.942	16	26.375	1:31.520	16	36.784	1:31.763	16	46.134	1:31.277	16	56.519	1:32.946
16	16.149	1:44.387	44	27.493	1:31.438	44	38.491	1:32.352	44	49.077	1:32.513	17	59.099	1:28.663
44	17.349	1:45.587	40	31.441	1:33.789	40	44.307	1:34.220	17	52.997	1:30.162	44	1:00.235	1:33.719
40	18.946	1:47.184	31	33.483	1:34.927	17	44.762	1:30.734	40	57.051	1:34.671	40	1:09.090	1:34.600
31	19.850	1:48.088	57	34.166	1:35.044	31	48.069	1:35.940	31	59.518	1:33.376	36	1:17.874	1:38.062
57	20.416	1:48.654	17	35.382	1:49.514	57	48.708	1:35.896	57	59.951	1:33.170	30	1:18.831	1:37.166
36	21.262	1:49.500	36	36.033	1:36.065	36	49.514	1:34.835	36	1:02.373	1:34.786			
30	21.816	1:50.054	30	36.941	1:36.419	30	51.594	1:36.007	30	1:04.226	1:34.559			

Vredestein JEC Jaguar XK Championship
RACE CLASSIFICATION - RACE 8 - LAP CHART
 (contd.)

Lap 6			Lap 7			Lap 8			Lap 9			Lap 10		
No	Behind	Laptime	No	Behind	Laptime	No	Behind	Laptime	No	Behind	Laptime	No	Behind	Laptime
1		1:22.003	1		1:24.940	1		1:22.123	1		1:25.698	1		1:22.965
33	1.901	1:22.608	33	0.551	1:23.590	33	0.616	1:22.188	33	0.591	1:25.673	33	0.698	1:23.072
32	16.936	1:24.341	36	1 LAP	1:37.950	40	1 LAP	1:35.596	16	1 LAP	1:32.837	7	1 LAP	1:35.577
3	30.448	1:27.499	30	1 LAP	1:37.554	32	19.046	1:25.544	44	1 LAP	1:34.414	42	1 LAP	1:31.238
20	40.170	1:27.818	32	15.625	1:23.629	30	1 LAP	1:35.988	32	19.490	1:26.142	14	1 LAP	1:33.137
23	44.465	1:28.899	3	33.334	1:27.826	36	1 LAP	1:37.004	40	1 LAP	1:34.716	16	1 LAP	1:32.605
12	44.990	1:27.144	20	43.878	1:28.648	3	39.111	1:27.900	36	1 LAP	1:35.036	44	1 LAP	1:33.119
2	52.956	1:30.959	23	49.764	1:30.239	20	50.669	1:28.914	30	1 LAP	1:36.049	32	21.273	1:24.748
5	57.529	1:31.302	12	50.056	1:30.006	23	59.396	1:31.755	3	40.649	1:27.236	40	1 LAP	1:34.575
7	1:00.991	1:31.650	2	59.465	1:31.449	2	1:08.774	1:31.432	20	53.811	1:28.840	3	44.825	1:27.141
14	1:07.202	1:33.730	5	1:02.374	1:29.785	5	1:09.986	1:29.735	23	1:03.561	1:29.863	36	1 LAP	1:35.651
42	1:07.638	1:33.708	7	1:07.544	1:31.493	7	1:19.118	1:33.697	2	1:15.429	1:32.353	30	1 LAP	1:36.016
16	1:08.167	1:33.651	17	1:13.435	1:29.986	17	1:19.510	1:28.198	5	1:16.578	1:32.290	20	59.256	1:28.410
17	1:08.389	1:31.293	14	1:15.071	1:32.809	42	1:24.647	1:31.309	17	1:21.894	1:28.082	23	1:11.481	1:30.885
44	1:11.250	1:33.018	42	1:15.461	1:32.763	14	1:25.340	1:32.392				2	1:24.971	1:32.507
40	1:22.895	1:35.808	16	1:16.106	1:32.879							17	1:26.038	1:27.109
			44	1:21.441	1:35.131							5	1:26.401	1:32.788

National Mobile Windscreens Castle Combe Saloon QUALIFYING - RACE 9

POS	NO	CL	NAME	NAT	CAR	TIME	LAPS	GAP	MPH
1	98	A	Mark WYATT		Vauxhall Astra	1:17.916	10		85.47
2	89	A	Keith MURRAY		Audi A4 Quattro	1:18.079	9	0.163	85.29
3	65	A	Ilsa COX		Peugeot 206 Gti	1:18.096	10	0.180	85.28
4	63	A	Brian COX		Peugeot 206 Gti	1:18.637	11	0.721	84.69
5	87	A	Steve TURVEY		Subaru Impreza	1:18.810	11	0.894	84.50
6	88	A	David URQUHART		Peugeot 205 Gti	1:18.989	11	1.073	84.31
7	64	A	Tony DOLLEY		Peugeot 206 Gti	1:19.035	11	1.119	84.26
8	72	A	Graham NEALE		Subaru Impreza	1:19.068	5	1.152	84.23
9	99	A	Ian CRAIG		BMW M3	1:19.535	11	1.619	83.73
10	78	A	Jonathan WILLS		MG Rover Maestro	1:19.548	10	1.632	83.72
11	96	A	Robert BALLARD		Vauxhall Astra Sri	1:19.579	11	1.663	83.69
12	67	A	Terry THORNE		Ford Focus RS	1:19.957	10	2.041	83.29
13	86	A	Angus DAWE		BMW M3 GT	1:19.968	11	2.052	83.28
14	82	A	Ben URQUHART		Peugeot 205 Gti	1:20.172	11	2.256	83.07
15	95	A	Crispin THOMAS		BMW M3 GT	1:20.200	11	2.284	83.04
16	1	B	Tony MacWHIRTER		Vauxhall Corsa	1:20.313	7	2.397	82.92
17	66	A	Michael RICHARDSON		BMW M3	1:20.320	10	2.404	82.91
18	62	A	Julian ELLISON		Volvo S40 T4	1:20.728	11	2.812	82.49
19	44	B	Tony PHARO		Peugeot 205 Gti	1:21.439	10	3.523	81.77
20	83	A	Alex FERGUSON		Peugeot 205 Gti	1:21.676	10	3.760	81.54
21	46	B	Anne KING		Ford Fiesta Si	1:22.681	9	4.765	80.55
22	47	B	Simon SPEARING		Peugeot 205	1:22.856	11	4.940	80.38
23	60	B	Paul GARDNER		Citroen Saxo VTS	1:24.335	11	6.419	78.97
24	77	A	Damian GRAY		Volkswagen Vento VR6	1:24.506	9	6.590	78.81
25	8	C	R POYNTER-BROWN		Vauxhall Corsa	1:24.932	10	7.016	78.41
26	23	B	Simon TILLING		Peugeot 205	1:26.983	10	9.067	76.56
27	70	A	Roy MILLER		Volkswagen Vento VR6	1:27.891	10	9.975	75.77
28	49	B	Clifford TANG		Honda Civic Vti	1:31.309	9	13.393	72.93
29	10	C	Matt SKIDMORE		Rover Mini	1:31.757	10	13.841	72.58
30	17	C	Oliver LEWIS		Peugeot 106 Xsi	1:33.824	9	15.908	70.98
31	21	B	Becky-Beth COX		Ford Fiesta	1:35.091	9	17.175	70.03
32	84	A	Darren FERGUSON		Peugeot 205 Gti	8:14.560	1	6:56.644	13.46

Car No 89 needs a working transponder please.

Weather / Track : Cloudy / Dry

These results are provisional until the conclusion of any judicial and technical matters.

Castle Combe

Circuit Length = 1.8500 miles.

Start: 11:33 End: 11:48

Clerk Of Course:	Stewards:	Timekeeper:

National Mobile Windscreens Castle Combe Saloon QUALIFYING - LAP ANALYSIS

1	Tony MacWHIRTER	Vauxhall Corsa
1 - 7:03.738	6 - 1:21.583	
2 - 4:13.460P	7 - 1:20.313	
3 - 3:05.535P		
4 - 2:30.389		
5 - 1:21.505		
8	R POYNTER-BROWN	Vauxhall Corsa
1 - 7:26.079	6 - 1:25.340	
2 - 1:43.737	7 - 1:27.472	
3 - 1:28.624	8 - 1:24.932	
4 - 1:26.825	9 - 1:30.019	
5 - 1:25.493	10 - 1:26.218	
10	Matt SKIDMORE	Rover Mini
1 - 7:53.697	6 - 1:32.584	
2 - 1:47.186	7 - 1:32.834	
3 - 1:35.925	8 - 1:36.295	
4 - 1:34.888	9 - 1:31.757	
5 - 1:34.127	10 - 1:33.871	
17	Oliver LEWIS	Peugeot 106 Xsi
1 - 8:51.270P	6 - 1:34.679	
2 - 2:01.923	7 - 1:33.824	
3 - 1:36.014	8 - 1:35.322	
4 - 1:39.153	9 - 1:34.868	
5 - 1:37.093		
21	Becky-Beth COX	Ford Fiesta
1 - 7:45.597	6 - 1:36.490	
2 - 1:54.856	7 - 1:35.098	
3 - 1:45.298	8 - 1:36.242	
4 - 1:43.206	9 - 1:35.091	
5 - 1:44.114		
23	Simon TILLING	Peugeot 205
1 - 8:01.602	6 - 1:29.168	
2 - 1:40.034	7 - 1:45.436	
3 - 1:30.509	8 - 1:26.983	
4 - 1:28.431	9 - 1:28.569	
5 - 1:28.987	10 - 1:38.127	

National Mobile Windscreens Castle Combe Saloon QUALIFYING - LAP ANALYSIS

(contd.)

44	Tony PHARO	Peugeot 205 Gti
1 - 8:04.464	6 - 1:28.170	
2 - 1:51.968	7 - 1:22.773	
3 - 1:48.115	8 - 1:23.811	
4 - 1:40.450	9 - 1:21.439	
5 - 1:33.031	10 - 1:25.417	
46	Anne KING	Ford Fiesta Si
1 - 7:20.030	6 - 1:33.686	
2 - 1:37.103	7 - 1:24.389	
3 - 1:29.085	8 - 1:30.412	
4 - 1:24.397	9 - 1:46.769P	
5 - 1:22.681		
47	Simon SPEARING	Peugeot 205
1 - 7:21.274	6 - 1:23.555	11 - 1:22.955
2 - 1:34.473	7 - 1:23.716	
3 - 1:24.927	8 - 1:23.386	
4 - 1:25.590	9 - 1:22.856	
5 - 1:24.106	10 - 1:24.127	
49	Clifford TANG	Honda Civic Vti
1 - 7:37.843	6 - 1:40.920	
2 - 2:19.697	7 - 1:31.309	
3 - 1:44.876	8 - 1:33.057	
4 - 1:31.665	9 - 1:31.913	
5 - 1:32.663		
60	Paul GARDNER	Citroen Saxo VTS
1 - 7:12.354	6 - 1:28.228	11 - 1:26.612
2 - 1:43.144	7 - 1:24.363	
3 - 1:29.472	8 - 1:24.398	
4 - 1:27.312	9 - 1:25.599	
5 - 1:25.586	10 - 1:24.335	
62	Julian ELLISON	Volvo S40 T4
1 - 7:11.297	6 - 1:22.536	11 - 1:20.728
2 - 1:38.285	7 - 1:21.325	
3 - 1:23.358	8 - 1:21.617	
4 - 1:28.354	9 - 1:20.934	
5 - 1:24.528	10 - 1:21.982	

Car No 89 needs a working transponder please.
Weather / Track : Cloudy / Dry

Castle Combe
Circuit Length = 1.8500 miles.
Start: 11:33 End: 11:48

National Mobile Windscreens Castle Combe Saloon QUALIFYING - LAP ANALYSIS

(contd.)

63	Brian COX	Peugeot 206 Gti
1 - 7:13.521	6 - 1:18.719	11 - 1:38.973
2 - 1:39.437	7 - 1:20.727	
3 - 1:20.710	8 - 1:19.211	
4 - 1:21.639	9 - 1:18.637	
5 - 1:22.214	10 - 1:18.667	
64	Tony DOLLEY	Peugeot 206 Gti
1 - 8:00.248	6 - 1:19.285	11 - 1:20.726
2 - 1:35.337	7 - 1:24.803	
3 - 1:22.974	8 - 1:21.997	
4 - 1:20.995	9 - 1:19.062	
5 - 1:20.232	10 - 1:19.035	
65	Ilsa COX	Peugeot 206 Gti
1 - 7:14.065	6 - 1:18.779	
2 - 1:38.243	7 - 1:20.025	
3 - 1:20.760	8 - 1:18.950	
4 - 1:21.869	9 - 1:19.439	
5 - 1:21.924	10 - 1:18.096	
66	Michael RICHARDSON	BMW M3
1 - 7:46.812	6 - 1:21.589	
2 - 1:36.039	7 - 1:22.734	
3 - 1:23.016	8 - 1:20.551	
4 - 1:20.320	9 - 1:45.307P	
5 - 1:20.426	10 - 2:21.142	
67	Terry THORNE	Ford Focus RS
1 - 8:08.397	6 - 1:20.009	
2 - 1:34.080	7 - 1:20.417	
3 - 1:25.637	8 - 1:22.068	
4 - 1:23.205	9 - 1:19.957	
5 - 1:21.015	10 - 1:20.129	
70	Roy MILLER	Volkswagen Vento VR6
1 - 7:51.144	6 - 1:30.288	
2 - 1:35.664	7 - 1:30.683	
3 - 1:29.159	8 - 1:29.589	
4 - 1:30.063	9 - 1:29.945	
5 - 1:32.039	10 - 1:27.891	

Car No 89 needs a working transponder please.
Weather / Track : Cloudy / Dry

Castle Combe
Circuit Length = 1.8500 miles.
Start: 11:33 End: 11:48

National Mobile Windscreens Castle Combe Saloon QUALIFYING - LAP ANALYSIS

(contd.)

72	Graham NEALE	Subaru Impreza
1 - 7:58.407 2 - 1:43.860 3 - 1:38.027 4 - 1:33.022 5 - 1:19.068		
77	Damian GRAY	Volkswagen Vento VR6
1 - 8:06.179 6 - 1:25.124 2 - 1:58.063 7 - 1:24.506 3 - 1:31.757 8 - 1:50.186P 4 - 1:32.039 9 - 2:17.058 5 - 1:25.658		
78	Jonathan WILLS	MG Rover Maestro
1 - 8:11.505 6 - 1:20.466 2 - 1:31.524 7 - 1:33.322 3 - 1:24.484 8 - 1:19.548 4 - 1:20.593 9 - 1:20.809 5 - 1:22.046 10 - 1:20.841		
82	Ben URQUHART	Peugeot 205 Gti
1 - 7:33.405 6 - 1:21.492 11 - 1:21.752 2 - 1:31.137 7 - 1:20.685 3 - 1:22.238 8 - 1:20.987 4 - 1:22.363 9 - 1:20.834 5 - 1:21.623 10 - 1:20.172		
83	Alex FERGUSON	Peugeot 205 Gti
1 - 8:16.429 6 - 1:22.685 2 - 1:44.418 7 - 1:23.708 3 - 1:30.816 8 - 1:22.773 4 - 1:28.855 9 - 1:23.019 5 - 1:24.805 10 - 1:21.676		
84	Darren FERGUSON	Peugeot 205 Gti
1 - 8:14.560		

Car No 89 needs a working transponder please.
Weather / Track : Cloudy / Dry

Castle Combe
Circuit Length = 1.8500 miles.
Start: 11:33 End: 11:48

National Mobile Windscreens Castle Combe Saloon QUALIFYING - LAP ANALYSIS

(contd.)

86	Angus DAWE	BMW M3 GT
1 - 7:48.228	6 - 1:23.378	11 - 1:20.141
2 - 1:29.900	7 - 1:24.878	
3 - 1:22.957	8 - 1:23.548	
4 - 1:21.937	9 - 1:20.635	
5 - 1:21.154	10 - 1:19.968	
87	Steve TURVEY	Subaru Impreza
1 - 7:56.299	6 - 1:20.890	11 - 1:19.048
2 - 1:36.432	7 - 1:20.780	
3 - 1:28.132	8 - 1:20.879	
4 - 1:29.720	9 - 1:18.810	
5 - 1:19.910	10 - 1:19.329	
88	David URQUHART	Peugeot 205 Gti
1 - 7:29.127	6 - 1:21.371	11 - 1:19.944
2 - 1:28.944	7 - 1:20.092	
3 - 1:23.446	8 - 1:20.049	
4 - 1:22.004	9 - 1:19.540	
5 - 1:22.676	10 - 1:18.989	
89	Keith MURRAY	Audi A4 Quattro
1 - 7:10.654	6 - 1:18.646	
2 - 1:37.736	7 - 1:18.943	
3 - 1:18.079	8 - 1:18.400	
4 - 1:21.530	9 - 1:18.586	
5 - 1:19.339		
95	Crispin THOMAS	BMW M3 GT
1 - 7:27.824	6 - 1:24.604	11 - 1:21.336
2 - 1:31.724	7 - 1:20.980	
3 - 1:24.763	8 - 1:20.846	
4 - 1:20.200	9 - 1:20.656	
5 - 1:22.398	10 - 1:20.660	
96	Robert BALLARD	Vauxhall Astra Sri
1 - 7:32.069	6 - 1:27.139	11 - 1:19.579
2 - 1:33.564	7 - 1:20.277	
3 - 1:24.881	8 - 1:20.560	
4 - 1:24.951	9 - 1:20.242	
5 - 1:22.007	10 - 1:19.996	

Car No 89 needs a working transponder please.
Weather / Track : Cloudy / Dry

Castle Combe
Circuit Length = 1.8500 miles.
Start: 11:33 End: 11:48

National Mobile Windscreens Castle Combe Saloon QUALIFYING - LAP ANALYSIS

(contd.)

98	Mark WYATT	Vauxhall Astra		
1 -	7:16.278	6 -	1:23.505	
2 -	1:38.083	7 -	1:18.351	
3 -	1:20.269	8 -	1:20.898	
4 -	1:22.533	9 -	1:17.916	
5 -	1:20.769	10 -	1:18.893	
99	Ian CRAIG	BMW M3		
1 -	7:28.402	6 -	1:19.628	11 - 1:24.406
2 -	1:30.440	7 -	1:19.535	
3 -	1:24.314	8 -	1:19.867	
4 -	1:20.874	9 -	1:20.414	
5 -	1:21.061	10 -	1:20.345	

Car No 89 needs a working transponder please.
Weather / Track : Cloudy / Dry

National Mobile Windscreens Castle Combe Saloon

GRID - RACE 9

ROW 16	21	COX	84	FERGUSON
ROW 15	10	SKIDMORE	17	LEWIS
ROW 14	70	MILLER	49	TANG
ROW 13	8	POYNTER-BROWN	23	TILLING
ROW 12	60	GARDNER	77	GRAY
ROW 11	46	KING	47	SPEARING
ROW 10	44	PHARO	83	FERGUSON
ROW 9	66	RICHARDSON	62	ELLISON
ROW 8	95	THOMAS	1	MacWHIRTER
ROW 7	86	DAWE	82	URQUHART
ROW 6	96	BALLARD	67	THORNE
ROW 5	99	CRAIG	78	WILLS
ROW 4	64	DOLLEY	72	NEALE
ROW 3	87	TURVEY	88	URQUHART
ROW 2	65	COX	63	COX
ROW 1	98	WYATT	89	MURRAY
POLE				

Car No 89 needs a working transponder please.

Weather / Track : Cloudy / Dry

These results are provisional until the conclusion of any judicial and technical matters.

Castle Combe

Circuit Length = 1.8500 miles.

Start: 11:33 End: 11:48

Clerk Of Course:	Stewards:	Timekeeper:
------------------	-----------	-------------

National Mobile Windscreens Castle Combe Saloon RACE CLASSIFICATION - RACE 9

POS	NO	CL	NAME	NAT	CAR	TIME	LAPS	GAP	MPH	BEST
1	89	A	Keith MURRAY		Audi A4 Quattro	5:16.439	4		84.18	1:17.609
2	87	A	Steve TURVEY		Subaru Impreza	5:20.278	4	3.839	83.17	1:18.586
3	98	A	Mark WYATT		Vauxhall Astra	5:22.586	4	6.147	82.58	1:18.636
4	65	A	Ilsa COX		Peugeot 206 Gti	5:24.541	4	8.102	82.08	1:18.581
5	64	A	Tony DOLLEY		Peugeot 206 Gti	5:28.763	4	12.324	81.03	1:19.044
6	99	A	Ian CRAIG		BMW M3	5:30.034	4	13.595	80.71	1:19.899
7	63	A	Brian COX		Peugeot 206 Gti	5:30.426	4	13.987	80.62	1:19.452
8	67	A	Terry THORNE		Ford Focus RS	5:32.898	4	16.459	80.02	1:20.377
9	82	A	Ben URQUHART		Peugeot 205 Gti	5:33.906	4	17.467	79.78	1:20.062
10	62	A	Julian ELLISON		Volvo S40 T4	5:37.697	4	21.258	78.88	1:20.624
11	1	B	Tony MacWHIRTER		Vauxhall Corsa	5:38.846	4	22.407	78.62	1:21.153
12	96	A	Robert BALLARD		Vauxhall Astra Sri	5:39.256	4	22.817	78.52	1:20.494
13	88	A	David URQUHART		Peugeot 205 Gti	5:39.493	4	23.054	78.47	1:21.110
14	95	A	Crispin THOMAS		BMW M3 GT	5:41.037	4	24.598	78.11	1:21.249
15	83	A	Alex FERGUSON		Peugeot 205 Gti	5:41.383	4	24.944	78.03	1:21.755
16	66	A	Michael RICHARDSON		BMW M3	5:41.698	4	25.259	77.96	1:21.414
17	44	B	Tony PHARO		Peugeot 205 Gti	5:44.412	4	27.973	77.34	1:21.686
18	60	B	Paul GARDNER		Citroen Saxo VTS	5:47.188	4	30.749	76.73	1:21.903
19	47	B	Simon SPEARING		Peugeot 205	5:48.158	4	31.719	76.51	1:23.875
20	86	A	Angus DAWE		BMW M3 GT	5:49.418	4	32.979	76.24	1:20.765
21	77	A	Damian GRAY		Volkswagen Vento VR6	5:51.275	4	34.836	75.83	1:23.548
22	84	A	Darren FERGUSON		Peugeot 205 Gti	5:59.928	4	43.489	74.01	1:24.768
23	23	B	Simon TILLING		Peugeot 205	6:05.299	4	48.860	72.92	1:27.816
24	8	C	R POYNTER-BROWN		Vauxhall Corsa	6:08.127	4	51.688	72.36	1:26.812
25	70	A	Roy MILLER		Volkswagen Vento VR6	6:09.547	4	53.108	72.08	1:27.544
26	49	B	Clifford TANG		Honda Civic Vti	6:10.893	4	54.454	71.82	1:28.269
27	17	C	Oliver LEWIS		Peugeot 106 Xsi	6:21.032	4	1:04.593	69.91	1:29.900
28	10	C	Matt SKIDMORE		Rover Mini	6:21.211	4	1:04.772	69.88	1:31.493
29	21	B	Becky-Beth COX		Ford Fiesta	6:29.098	4	1:12.659	68.46	1:30.912

NOT CLASSIFIED

46	B	Anne KING	Ford Fiesta Si	5:48.593	4	N.C.F.	76.42	1:22.678
78	A	Jonathan WILLS	MG Rover Maestro		0	D.N.F.	N/A	

FASTEST LAP

89	A	Keith MURRAY	Audi A4 Quattro	1:17.609	2	85.81mph	138.10kph
1	B	Tony MacWHIRTER	Vauxhall Corsa	1:21.153	4	82.06mph	132.07kph
8	C	R POYNTER-BROWN	Vauxhall Corsa	1:26.812	4	76.71mph	123.46kph

Car No 46 - Not Classified - Not running at Red Flag
Weather / Track : Cloudy / Dry

Castle Combe
Circuit Length = 1.8500 miles.
Start: 17:00 End: 17:07

Clerk of Course:	Stewards:	Timekeeper:
------------------	-----------	-------------

**National Mobile Windscreens Castle Combe Saloon
RACE CLASSIFICATION - RACE 9 - LAP CHART**

Lap 1			Lap 2			Lap 3			Lap 4			Lap 5		
No	Behind	Laptime	No	Behind	Laptime	No	Behind	Laptime	No	Behind	Laptime	No	Behind	Laptime
89		1:22.507	89		1:17.609	89		1:18.007	89		1:18.316			
87	1.036	1:23.543	87	2.478	1:19.051	87	3.057	1:18.586	87	3.839	1:19.098			
98	3.414	1:25.921	98	4.474	1:18.669	98	5.827	1:19.360	98	6.147	1:18.636			
65	4.926	1:27.433	65	6.605	1:19.288	65	7.837	1:19.239	65	8.102	1:18.581			
99	6.164	1:28.671	99	8.454	1:19.899	99	11.325	1:20.878	64	12.324	1:19.044			
64	7.421	1:29.928	64	8.991	1:19.179	64	11.596	1:20.612	99	13.595	1:20.586			
63	8.171	1:30.678	63	10.014	1:19.452	63	12.310	1:20.303	63	13.987	1:19.993			
67	8.964	1:31.471	67	12.012	1:20.657	67	14.382	1:20.377	67	16.459	1:20.393			
62	9.487	1:31.994	82	13.443	1:20.937	82	15.721	1:20.285	82	17.467	1:20.062			
82	10.115	1:32.622	62	14.247	1:22.369	62	18.950	1:22.710	62	21.258	1:20.624			
86	10.421	1:32.928	86	14.934	1:22.122	1	19.570	1:22.236	1	22.407	1:21.153			
1	10.820	1:33.327	1	15.341	1:22.130	88	20.260	1:22.221	96	22.817	1:20.494			
88	11.142	1:33.649	88	16.046	1:22.513	96	20.639	1:22.202	88	23.054	1:21.110			
96	11.694	1:34.201	96	16.444	1:22.359	83	21.096	1:21.770	95	24.598	1:21.249			
47	12.805	1:35.312	83	17.333	1:21.755	95	21.665	1:21.883	83	24.944	1:22.164			
83	13.187	1:35.694	95	17.789	1:21.720	66	21.886	1:21.755	66	25.259	1:21.689			
95	13.678	1:36.185	66	18.138	1:21.414	44	24.603	1:22.263	44	27.973	1:21.686			
66	14.333	1:36.840	47	19.950	1:24.754	47	26.160	1:24.217	60	30.749	1:21.903			
44	15.265	1:37.772	44	20.347	1:22.691	60	27.162	1:22.703	47	31.719	1:23.875			
60	16.220	1:38.727	60	22.466	1:23.855	46	27.792	1:22.868	46	32.154	1:22.678			
46	16.568	1:39.075	46	22.931	1:23.972	77	29.604	1:23.900	86	32.979	1:20.765			
77	16.989	1:39.496	77	23.711	1:24.331	86	30.530	1:33.603	77	34.836	1:23.548			
23	18.033	1:40.540	23	28.240	1:27.816	84	37.037	1:25.232	84	43.489	1:24.768			
8	20.537	1:43.044	84	29.812	1:26.602	23	39.005	1:28.772	23	48.860	1:28.171			
84	20.819	1:43.326	8	32.286	1:29.358	8	43.192	1:28.913	8	51.688	1:26.812			
70	21.795	1:44.302	70	32.738	1:28.552	70	43.880	1:29.149	70	53.108	1:27.544			
49	22.473	1:44.980	49	33.244	1:28.380	49	44.501	1:29.264	49	54.454	1:28.269			
10	22.602	1:45.109	10	36.486	1:31.493	10	50.811	1:32.332	17	1:04.593	1:29.900			
17	24.850	1:47.357	17	39.943	1:32.702	17	53.009	1:31.073	10	1:04.772	1:32.277			
21	26.732	1:49.239	21	44.189	1:35.066	21	1:00.063	1:33.881	21	1:12.659	1:30.912			

HSCC Historic Road Sports QUALIFYING - RACE 10

POS	NO	CL	NAME	NAT	CAR	TIME	LAPS	GAP	MPH
1	69	C	Andy SHEPHERD		Lotus Seven S2	1:22.884	11		80.35
2	25	C	David RANDALL		Ginetta G4	1:24.202	10	1.318	79.09
3	15	B	Mike EAGLES		Milano GT Mk1	1:24.380	11	1.496	78.92
4	71	E	Richard COFFEY		Turner Mk1	1:25.054	10	2.170	78.30
5	22	C	John FITZGERALD		Lotus Elan Si dhc	1:25.366	10	2.482	78.01
6	20	B	Rory BELL		Triumph TR5	1:25.984	10	3.100	77.45
7	54	C	Martin HALLIDAY		Lotus Seven	1:26.378	10	3.494	77.10
8	63	B	Colin SHARP		Triumph TR4A	1:26.990	10	4.106	76.56
9	52	B	Justin MURPHY		Milano GT Mk1	1:27.287	9	4.403	76.30
10	12	A	Allan JONES		Jaguar E-Type SI	1:28.038	10	5.154	75.64
11	72	70D	John THOMASON		Triumph Spitfire 1500	1:28.432	10	5.548	75.31
12	39	Inv	Jonathan HARTOP		Alfa Romeo GTV 2000	1:29.291	10	6.407	74.58
13	31	B	James OWEN		Triumph TR5	1:30.148	4	7.264	73.87
14	14	70D	Jai SHARMA		Lancia Fulvia 1600	1:30.327	10	7.443	73.73
15	83	B	Dave KIRBY		Triumph TR6	1:30.335	10	7.451	73.72
16	45	D	Matthew NEWMAN		Alfa Romeo 1750 GTV	1:30.947	10	8.063	73.22
17	53	F	John CHISHOLM		Jaguar XK120	1:31.230	5	8.346	73.00
18	19	A	Adam SIMMONDS		Ford Mustang	1:31.273	10	8.389	72.96
19	66	D	Mark HOBLE		Lancia Flavia Zagato	1:31.827	10	8.943	72.52
20	48	70D	Guy HARTNELL		Lancia Fulvia	1:33.090	9	10.206	71.54
21	10	70D	Nigel ASHLEY		Alfa Romeo GT1600 Junior	1:34.731	9	11.847	70.30
22	7	F	Brian ARCULUS		Jaguar XK120	1:35.883	4	12.999	69.46
23	30	F	Tim BURRETT		Lancia Aurelia B20	1:36.893	9	14.009	68.73
24	62	E	Nick SAVAGE		Alfa Romeo Giulietta SZ	1:37.683	9	14.799	68.18

Car No's 15, 30 & 63 need working transponders. Car No 52 Race 3 did 3 laps.

Weather / Track : Cloudy / Dry

These results are provisional until the conclusion of any judicial and technical matters.

Castle Combe

Circuit Length = 1.8500 miles.

Start: 11:54 End: 12:09

Clerk Of Course:	Stewards:	Timekeeper:

HSCC Historic Road Sports QUALIFYING - LAP ANALYSIS

7	Brian ARCULUS	Jaguar XK120
1 - 6:34.005 2 - 2:07.131 3 - 1:35.891 4 - 1:35.883		
10	Nigel ASHLEY	Alfa Romeo GT1600 Junior
1 - 6:31.540 6 - 1:36.109 2 - 1:50.624 7 - 1:34.829 3 - 1:38.742 8 - 1:34.742 4 - 1:37.045 9 - 1:35.301 5 - 1:34.731		
12	Allan JONES	Jaguar E-Type SI
1 - 5:51.114 6 - 1:28.677 2 - 1:44.277 7 - 1:29.662 3 - 1:58.267 8 - 1:28.038 4 - 1:33.358 9 - 1:30.223 5 - 1:30.231 10 - 1:50.911		
14	Jai SHARMA	Lancia Fulvia 1600
1 - 6:22.607 6 - 1:31.515 2 - 1:44.401 7 - 1:31.783 3 - 1:34.687 8 - 1:32.203 4 - 1:32.405 9 - 1:30.327 5 - 1:31.169 10 - 1:30.444		
15	Mike EAGLES	Milano GT Mk1
1 - 5:53.037 6 - 1:24.380 11 - 1:26.965 2 - 1:41.067 7 - 1:24.660 3 - 1:28.051 8 - 1:26.005 4 - 1:24.567 9 - 1:27.103 5 - 1:24.499 10 - 1:24.705		
19	Adam SIMMONDS	Ford Mustang
1 - 5:43.424 6 - 1:34.275 2 - 1:44.826 7 - 1:34.449 3 - 1:35.137 8 - 1:34.454 4 - 1:33.033 9 - 1:31.589 5 - 1:35.429 10 - 1:31.273		

HSCC Historic Road Sports QUALIFYING - LAP ANALYSIS

(contd.)

20	Rory BELL	Triumph TR5
1 -	6:43.033	6 - 1:27.494
2 -	1:46.203	7 - 1:26.391
3 -	1:35.500	8 - 1:27.710
4 -	1:30.186	9 - 1:25.984
5 -	1:29.545	10 - 1:27.576
22	John FITZGERALD	Lotus Elan Si dhc
1 -	5:36.443	6 - 1:25.366
2 -	1:35.084	7 - 1:39.523P
3 -	1:25.434	8 - 2:42.003
4 -	1:26.577	9 - 1:25.732
5 -	1:26.165	10 - 1:28.721
25	David RANDALL	Ginetta G4
1 -	6:07.060	6 - 1:25.652
2 -	1:42.592	7 - 1:25.251
3 -	1:36.317	8 - 1:24.202
4 -	1:29.059	9 - 1:24.784
5 -	1:26.897	10 - 1:25.708
30	Tim BURRETT	Lancia Aurelia B20
1 -	6:16.394	6 - 1:38.458
2 -	1:52.897	7 - 1:36.933
3 -	1:38.582	8 - 1:36.893
4 -	1:37.678	9 - 1:37.880
5 -	1:37.700	
31	James OWEN	Triumph TR5
1 -	6:09.307	
2 -	1:45.979	
3 -	1:33.425	
4 -	1:30.148	
39	Jonathan HARTOP	Alfa Romeo GTV 2000
1 -	6:39.474	6 - 1:29.442
2 -	1:43.709	7 - 1:29.291
3 -	1:31.969	8 - 1:29.448
4 -	1:30.636	9 - 1:29.700
5 -	1:29.993	10 - 1:30.581

Car No's 15, 30 & 63 need working transponders. Car No 52 Race 3 did 3 laps.
Weather / Track : Cloudy / Dry

Castle Combe
Circuit Length = 1.8500 miles.
Start: 11:54 End: 12:09

HSCC Historic Road Sports QUALIFYING - LAP ANALYSIS

(contd.)

45	Matthew NEWMAN	Alfa Romeo 1750 GTV
1 - 5:56.621	6 - 1:33.531	
2 - 1:46.134	7 - 1:34.544	
3 - 1:37.491	8 - 1:31.993	
4 - 1:34.778	9 - 1:30.947	
5 - 1:34.858	10 - 1:59.483	
48	Guy HARTNELL	Lancia Fulvia
1 - 6:29.606	6 - 1:33.825	
2 - 1:47.695	7 - 1:33.105	
3 - 1:35.933	8 - 1:33.746	
4 - 1:35.721	9 - 1:33.090	
5 - 1:34.572		
52	Justin MURPHY	Milano GT Mk1
1 - 6:16.725	6 - 1:27.287	
2 - 1:37.932	7 - 1:28.072	
3 - 1:29.994	8 - 1:27.468	
4 - 1:29.354	9 - 1:27.719	
5 - 1:27.516		
53	John CHISHOLM	Jaguar XK120
1 - 6:36.160		
2 - 1:38.969		
3 - 1:31.703		
4 - 1:31.230		
5 - 1:32.619		
54	Martin HALLIDAY	Lotus Seven
1 - 5:52.126	6 - 1:26.378	
2 - 1:48.453	7 - 1:29.827	
3 - 1:41.018	8 - 1:27.688	
4 - 1:34.218	9 - 1:28.952	
5 - 1:29.243	10 - 1:26.777	
62	Nick SAVAGE	Alfa Romeo Giulietta SZ
1 - 6:26.650	6 - 1:37.683	
2 - 1:46.981	7 - 1:38.460	
3 - 1:39.324	8 - 1:38.914	
4 - 1:39.481	9 - 1:38.425	
5 - 1:38.398		

Car No's 15, 30 & 63 need working transponders. Car No 52 Race 3 did 3 laps.
Weather / Track : Cloudy / Dry

Castle Combe
Circuit Length = 1.8500 miles.
Start: 11:54 End: 12:09

HSCC Historic Road Sports QUALIFYING - LAP ANALYSIS

(contd.)


63	Colin SHARP	Triumph TR4A
1 - 6:17.402	6 - 1:26.990	
2 - 1:39.951	7 - 1:30.239	
3 - 1:30.682	8 - 1:27.737	
4 - 1:28.045	9 - 1:29.928	
5 - 1:27.443	10 - 1:29.925	
66	Mark HOBLE	Lancia Flavia Zagato
1 - 6:21.561	6 - 1:32.738	
2 - 1:45.050	7 - 1:32.621	
3 - 1:35.441	8 - 1:32.300	
4 - 1:34.173	9 - 1:31.827	
5 - 1:33.197	10 - 1:31.997	
69	Andy SHEPHERD	Lotus Seven S2
1 - 5:35.133	6 - 1:31.758	11 - 1:23.573
2 - 1:35.132	7 - 1:24.031	
3 - 1:25.826	8 - 1:22.884	
4 - 1:26.513	9 - 1:23.429	
5 - 1:24.134	10 - 1:26.286	
71	Richard COFFEY	Turner Mk1
1 - 5:53.476	6 - 1:26.489	
2 - 1:42.842	7 - 1:25.504	
3 - 1:30.676	8 - 1:26.810	
4 - 1:29.712	9 - 1:30.780	
5 - 1:26.877	10 - 1:25.054	
72	John THOMASON	Triumph Spitfire 1500
1 - 5:39.359	6 - 1:29.894	
2 - 1:47.427	7 - 1:29.011	
3 - 1:33.496	8 - 1:29.691	
4 - 1:29.891	9 - 1:28.432	
5 - 1:30.373	10 - 1:28.489	
83	Dave KIRBY	Triumph TR6
1 - 6:10.989	6 - 1:31.357	
2 - 1:45.932	7 - 1:32.023	
3 - 1:33.479	8 - 1:30.382	
4 - 1:30.617	9 - 1:30.335	
5 - 1:31.757	10 - 1:30.828	

Car No's 15, 30 & 63 need working transponders. Car No 52 Race 3 did 3 laps.
Weather / Track : Cloudy / Dry

Castle Combe
Circuit Length = 1.8500 miles.
Start: 11:54 End: 12:09

HSCC Historic Road Sports

GRID - RACE 10

ROW 10	62 SAVAGE		
ROW 9	10 ASHLEY	7 ARCULUS	30 BURRETT
ROW 8	66 HOBLE	48 HARTNELL	
ROW 7	45 NEWMAN	53 CHISHOLM	19 SIMMONDS
ROW 6	14 SHARMA	83 KIRBY	
ROW 5	72 THOMASON	39 HARTOP	31 OWEN
ROW 4	52 MURPHY	12 JONES	
ROW 3	20 BELL	54 HALLIDAY	63 SHARP
ROW 2	71 COFFEY	22 FITZGERALD	
ROW 1	69 SHEPHERD	25 RANDALL	15 EAGLES
	POLE		
			

Car No's 15, 30 & 63 need working transponders. Car No 52 Race 3 did 3 laps.

Weather / Track : Cloudy / Dry

These results are provisional until the conclusion of any judicial and technical matters.

Castle Combe

Circuit Length = 1.8500 miles.

Start: 11:54 End: 12:09

Clerk Of Course:

Stewards:

Timekeeper:

HSCC Historic Road Sports RACE CLASSIFICATION - RACE 10

POS	NO	CL	NAME	NAT	CAR	TIME	LAPS	GAP	MPH	BEST
1	69	C	Andy SHEPHERD		Lotus Seven S2	31:11.860	22		78.27	1:22.669
2	25	C	David RANDALL		Ginetta G4	31:15.850	22	3.990	78.10	1:22.302
3	12	A	Allan JONES		Jaguar E-Type SI	31:58.730	22	46.870	76.36	1:24.891
4	20	B	Rory BELL		Triumph TR5	32:05.185	22	53.325	76.10	1:25.285
5	54	C	Martin HALLIDAY		Lotus Seven	32:08.350	22	56.490	75.98	1:24.764
6	72	70D	John THOMASON		Triumph Spitfire 1500	31:22.662	21	1 LAP	74.28	1:28.034
7	39	Inv	Jonathan HARTOP		Alfa Romeo GTV 2000	31:26.526	21	1 LAP	74.13	1:27.402
8	32	E	Patrick WARD-BOOTH		Ginetta G4	31:31.802	21	1 LAP	73.93	1:25.486
9	14	70D	Jai SHARMA		Lancia Fulvia 1600	31:34.769	21	1 LAP	73.81	1:28.321
10	19	A	Adam SIMMONDS		Ford Mustang	32:04.742	21	1 LAP	72.66	1:27.566
11	83	B	Dave KIRBY		Triumph TR6	32:25.685	21	1 LAP	71.88	1:28.314
12	45	D	Matthew NEWMAN		Alfa Romeo 1750 GTV	32:40.107	21	1 LAP	71.35	1:31.182
13	66	D	Mark HOBLE		Lancia Flavia Zagato	31:28.074	20	2 LAPS	70.54	1:32.251
14	48	70D	Guy HARTNELL		Lancia Fulvia	31:28.776	20	2 LAPS	70.52	1:30.990
15	7	F	Brian ARCULUS		Jaguar XK120	31:35.818	20	2 LAPS	70.26	1:31.087
16	10	70D	Nigel ASHLEY		Alfa Romeo GT1600 Junior	31:50.194	20	2 LAPS	69.73	1:33.352
17	30	F	Tim BURRETT		Lancia Aurelia B20	32:33.961	20	2 LAPS	68.16	1:35.531
18	62	E	Nick SAVAGE		Alfa Romeo Giulietta SZ	32:34.290	20	2 LAPS	68.15	1:35.466

NOT CLASSIFIED

15	B	Mike EAGLES	Milano GT Mk1	18:30.279	13	D.N.F.	77.98	1:22.514
71	E	Richard COFFEY	Turner Mk1	10:41.791	7	D.N.F.	72.64	1:26.792
22	C	John FITZGERALD	Lotus Elan Si dhc	5:58.387	4	D.N.F.	74.33	1:26.198
52	B	Justin MURPHY	Milano GT Mk1	3:08.597	2	D.N.F.	70.62	1:29.348
53	F	John CHISHOLM	Jaguar XK120	3:24.531	2	D.N.F.	65.12	1:36.058

FASTEST LAP

25	C	David RANDALL	Ginetta G4	1:22.302	20	80.92mph	130.23kph
15	B	Mike EAGLES	Milano GT Mk1	1:22.514	13	80.71mph	129.89kph
12	A	Allan JONES	Jaguar E-Type SI	1:24.891	13	78.45mph	126.25kph
32	E	Patrick WARD-BOOTH	Ginetta G4	1:25.486	15	77.90mph	125.38kph
39	Inv	Jonathan HARTOP	Alfa Romeo GTV 2000	1:27.402	10	76.20mph	122.63kph
72	70D	John THOMASON	Triumph Spitfire 1500	1:28.034	13	75.65mph	121.75kph
7	F	Brian ARCULUS	Jaguar XK120	1:31.087	4	73.11mph	117.67kph
45	D	Matthew NEWMAN	Alfa Romeo 1750 GTV	1:31.182	9	73.04mph	117.54kph

Weather / Track : Cloudy / Dry

These results are provisional until the conclusion of any judicial and technical matters.

Castle Combe

Circuit Length = 1.8500 miles.

Start: 17:36 End: 18:07

Clerk Of Course:	Stewards:	Timekeeper:
------------------	-----------	-------------

HSCC Historic Road Sports

RACE CLASSIFICATION - RACE 10 - LAP CHART

Lap 1			Lap 2			Lap 3			Lap 4			Lap 5		
No	Behind	Laptime	No	Behind	Laptime	No	Behind	Laptime	No	Behind	Laptime	No	Behind	Laptime
69		1:35.396	69		1:27.550	22		1:26.198	69		1:25.789	69		1:26.215
22	0.809	1:36.205	22	0.569	1:27.310	69	0.190	1:26.957	22	2.695	1:28.674	25	2.606	1:25.121
52	3.853	1:39.249	25	4.768	1:27.182	25	3.855	1:25.854	25	3.700	1:25.824	15	2.745	1:24.257
25	5.136	1:40.532	52	5.651	1:29.348	15	7.155	1:25.935	15	4.703	1:23.527	54	12.511	1:27.584
54	6.122	1:41.518	54	6.892	1:28.320	54	9.181	1:29.056	54	11.142	1:27.940	12	12.862	1:27.596
72	7.062	1:42.458	12	7.721	1:28.112	12	9.529	1:28.575	12	11.481	1:27.931	20	16.860	1:27.401
12	7.159	1:42.555	15	7.987	1:25.271	72	11.937	1:29.252	72	15.483	1:29.525	72	18.347	1:29.079
14	8.230	1:43.626	72	9.452	1:29.940	20	14.509	1:29.144	20	15.674	1:27.144	71	18.683	1:28.698
39	9.660	1:45.056	14	11.072	1:30.392	71	15.387	1:29.682	71	16.200	1:26.792	14	21.528	1:29.417
15	10.266	1:45.662	20	12.132	1:29.252	14	15.594	1:31.289	14	18.326	1:28.711	39	22.266	1:28.838
20	10.430	1:45.826	71	12.472	1:29.119	39	17.000	1:29.946	39	19.643	1:28.622	32	28.703	1:28.110
71	10.903	1:46.299	39	13.821	1:31.711	32	24.432	1:29.284	32	26.808	1:28.355	7	43.210	1:32.370
48	12.412	1:47.808	53	21.585	1:36.058	7	31.947	1:35.590	7	37.055	1:31.087	48	43.543	1:32.397
53	13.077	1:48.473	32	21.915	1:34.794	48	32.350	1:36.692	48	37.361	1:30.990	19	45.874	1:29.925
7	13.527	1:48.923	48	22.425	1:37.563	66	33.731	1:36.102	66	41.265	1:33.513	66	48.776	1:33.726
83	14.388	1:49.784	7	23.124	1:37.147	19	34.146	1:35.278	45	42.001	1:33.262	45	49.032	1:33.246
32	14.671	1:50.067	66	24.396	1:36.307	45	34.718	1:34.947	19	42.164	1:33.997	83	49.944	1:33.527
66	15.639	1:51.035	19	25.635	1:36.728	83	35.662	1:36.093	83	42.632	1:32.949	10	52.143	1:33.935
19	16.457	1:51.853	83	26.336	1:39.498	10	36.140	1:35.728	10	44.423	1:34.262	30	1:02.070	1:36.664
45	17.191	1:52.587	45	26.538	1:36.897	30	40.746	1:37.739	30	51.621	1:36.854	62	1:02.346	1:36.499
10	17.789	1:53.185	10	27.179	1:36.940	62	41.257	1:37.711	62	52.062	1:36.784			
30	18.872	1:54.268	30	29.774	1:38.452									
62	19.590	1:54.986	62	30.313	1:38.273									

HSCC Historic Road Sports
RACE CLASSIFICATION - RACE 10 - LAP CHART
 (contd.)

Lap 6			Lap 7			Lap 8			Lap 9			Lap 10		
No	Behind	Laptime	No	Behind	Laptime	No	Behind	Laptime	No	Behind	Laptime	No	Behind	Laptime
15		1:22.708	15		1:23.443	15		1:22.917	15		1:23.425	15		1:23.922
69	0.168	1:25.621	69	0.600	1:23.875	69	1.558	1:23.875	10	1 LAP	1:35.319	83	1 LAP	1:32.011
25	0.921	1:23.768	25	1.213	1:23.735	25	2.302	1:24.006	69	1.309	1:23.176	69	1.588	1:24.201
12	13.456	1:26.047	12	17.060	1:27.047	30	1 LAP	1:38.550	25	2.058	1:23.181	25	2.149	1:24.013
20	18.825	1:27.418	20	21.702	1:26.320	62	1 LAP	1:38.407	30	1 LAP	1:37.328	66	1 LAP	1:34.149
54	19.759	1:32.701	54	22.573	1:26.257	12	20.986	1:26.843	62	1 LAP	1:37.229	10	1 LAP	1:34.449
71	20.634	1:27.404	72	27.943	1:30.221	20	24.841	1:26.056	12	23.828	1:26.267	12	26.300	1:26.394
72	21.165	1:28.271	14	30.797	1:29.030	54	25.501	1:25.845	20	27.816	1:26.400	20	29.811	1:25.917
14	25.210	1:29.135	71	30.988	1:33.797	72	34.625	1:29.599	54	28.819	1:26.743	54	33.723	1:28.826
39	26.063	1:29.250	39	31.716	1:29.096	14	36.581	1:28.701	72	39.931	1:28.731	30	1 LAP	1:38.199
32	31.124	1:27.874	32	34.800	1:27.119	39	37.408	1:28.609	32	41.823	1:26.615	62	1 LAP	1:38.518
7	51.051	1:33.294	19	57.629	1:29.391	32	38.633	1:26.750	39	43.163	1:29.180	32	44.503	1:26.602
19	51.681	1:31.260	7	59.305	1:31.697	19	1:04.979	1:30.267	14	43.524	1:30.368	72	44.965	1:28.956
48	52.135	1:34.045	48	1:01.542	1:32.850	7	1:07.967	1:31.579	19	1:11.732	1:30.178	39	46.643	1:27.402
66	56.264	1:32.941	45	1:04.495	1:31.268	48	1:10.752	1:32.127	7	1:15.722	1:31.180	14	48.330	1:28.728
45	56.670	1:33.091	66	1:05.925	1:33.104	45	1:13.497	1:31.919	48	1:19.747	1:32.420	19	1:18.017	1:30.207
83	57.137	1:32.646	83	1:06.561	1:32.867	83	1:16.049	1:32.405	45	1:21.254	1:31.182	7	1:23.196	1:31.396
10	1:01.231	1:34.541	10	1:12.000	1:34.212	66	1:16.228	1:33.220						
30	1:14.322	1:37.705												
62	1:14.893	1:38.000												

HSCC Historic Road Sports RACE CLASSIFICATION - RACE 10 - LAP CHART (contd.)

Lap 11			Lap 12			Lap 13			Lap 14			Lap 15		
No	Behind	Laptime	No	Behind	Laptime	No	Behind	Laptime	No	Behind	Laptime	No	Behind	Laptime
15		1:23.745	15		1:22.953	15		1:22.514	69		1:26.401	69		1:24.281
69	1.750	1:23.907	19	1 LAP	1:30.065	69	2.154	1:23.202	25	0.090	1:26.133	25	0.256	1:24.447
25	2.199	1:23.795	69	1.466	1:22.669	25	2.512	1:23.038	19	1 LAP	1:30.112	19	1 LAP	1:30.271
45	1 LAP	1:31.767	25	1.988	1:22.742	19	1 LAP	1:30.147	45	1 LAP	1:31.499	83	1 LAP	1:29.716
48	1 LAP	1:33.672	7	1 LAP	1:33.257	45	1 LAP	1:31.291	83	1 LAP	1:31.553	45	1 LAP	1:31.320
83	1 LAP	1:31.501	45	1 LAP	1:31.504	7	1 LAP	1:35.966	7	1 LAP	1:34.385	12	34.371	1:25.750
66	1 LAP	1:32.944	83	1 LAP	1:29.024	83	1 LAP	1:31.760	12	32.902	1:27.181	7	1 LAP	1:34.214
10	1 LAP	1:34.389	48	1 LAP	1:37.485	48	1 LAP	1:33.332	48	1 LAP	1:33.561	20	39.185	1:25.667
12	28.897	1:26.342	66	1 LAP	1:32.900	66	1 LAP	1:34.155	20	37.799	1:27.436	54	42.726	1:26.341
20	31.777	1:25.711	12	31.899	1:25.955	12	34.276	1:24.891	66	1 LAP	1:33.522	48	1 LAP	1:32.303
54	35.749	1:25.771	10	1 LAP	1:34.229	20	38.918	1:26.419	54	40.666	1:26.786	66	1 LAP	1:32.461
32	47.011	1:26.253	20	35.013	1:26.189	54	42.435	1:26.534	32	50.494	1:25.726	32	51.699	1:25.486
30	1 LAP	1:36.766	54	38.415	1:25.619	10	1 LAP	1:34.954	10	1 LAP	1:34.431	10	1 LAP	1:34.331
62	1 LAP	1:36.369	32	49.626	1:25.568	32	53.323	1:26.211	72	1:01.409	1:28.369	72	1:05.344	1:28.216
72	49.843	1:28.623	72	56.075	1:29.185	72	1:01.595	1:28.034	39	1:03.938	1:28.625	39	1:08.234	1:28.577
39	50.660	1:27.762	39	57.963	1:30.256	39	1:03.868	1:28.419	14	1:05.754	1:28.321	14	1:10.690	1:29.217
14	53.661	1:29.076	14	59.457	1:28.749	14	1:05.988	1:29.045	30	1 LAP	1:35.773			
			30	1 LAP	1:38.149	30	1 LAP	1:35.863	62	1 LAP	1:35.637			
			62	1 LAP	1:38.246	62	1 LAP	1:35.936						

HSCC Historic Road Sports RACE CLASSIFICATION - RACE 10 - LAP CHART (contd.)

Lap 16			Lap 17			Lap 18			Lap 19			Lap 20		
No	Behind	Laptime	No	Behind	Laptime	No	Behind	Laptime	No	Behind	Laptime	No	Behind	Laptime
25		1:23.624	69		1:23.843	69		1:24.188	69		1:24.173	69		1:24.014
69	0.381	1:24.261	25	3.809	1:28.033	25	4.125	1:24.504	25	2.701	1:22.749	39	1 LAP	1:27.897
30	2 LAPS	1:35.715	30	2 LAPS	1:35.643	32	1 LAP	2:01.228	14	1 LAP	1:29.981	25	0.989	1:22.302
62	2 LAPS	1:35.755	62	2 LAPS	1:35.593	30	2 LAPS	1:35.896	10	2 LAPS	1:33.352	7	2 LAPS	1:34.015
19	1 LAP	1:30.370	19	1 LAP	1:30.389	62	2 LAPS	1:35.856	32	1 LAP	1:27.093	14	1 LAP	1:29.896
12	36.558	1:26.067	12	37.757	1:25.423	19	1 LAP	1:29.701	19	1 LAP	1:29.374	32	1 LAP	1:27.747
83	1 LAP	1:30.771	20	42.573	1:25.536	12	39.442	1:25.873	12	41.705	1:26.436	10	2 LAPS	1:34.436
45	1 LAP	1:32.139	83	1 LAP	1:29.437	20	43.670	1:25.285	20	45.527	1:26.030	19	1 LAP	1:28.160
20	41.261	1:25.956	54	45.482	1:25.390	54	46.058	1:24.764	30	2 LAPS	1:36.900	12	44.337	1:26.646
54	44.316	1:25.470	45	1 LAP	1:32.313	83	1 LAP	1:28.314	62	2 LAPS	1:37.090	20	47.940	1:26.427
7	1 LAP	1:36.155	48	1 LAP	1:34.603	45	1 LAP	1:31.227	54	47.957	1:26.072	54	52.012	1:28.069
48	1 LAP	1:31.779	66	1 LAP	1:33.774	48	1 LAP	1:32.945	83	1 LAP	1:30.095	30	2 LAPS	1:35.531
32	54.630	1:26.811	7	1 LAP	1:39.190	66	1 LAP	1:32.711	45	1 LAP	1:32.166	62	2 LAPS	1:35.466
66	1 LAP	1:32.288	72	1:15.152	1:28.243	7	1 LAP	1:35.702	48	1 LAP	1:33.389	83	1 LAP	1:30.032
72	1:11.133	1:29.669	39	1:16.713	1:28.335	72	1:19.022	1:28.058	66	1 LAP	1:32.251	45	1 LAP	1:32.498
39	1:12.602	1:28.248	14	1:22.252	1:30.657	39	1:20.877	1:28.352	72	1:23.051	1:28.202			
10	1 LAP	1:35.622	10	1 LAP	1:34.379									
14	1:15.819	1:29.009												

HSCC Historic Road Sports
RACE CLASSIFICATION - RACE 10 - LAP CHART
 (contd.)

Lap 21			Lap 22			Lap 23			Lap 24			Lap 25		
No	Behind	Laptime	No	Behind	Laptime	No	Behind	Laptime	No	Behind	Laptime	No	Behind	Laptime
69		1:24.079	69		1:24.187									
25	2.111	1:25.201	25	3.990	1:26.066									
72	1 LAP	1:31.213	72	1 LAP	1:28.818									
66	2 LAPS	1:33.686	39	1 LAP	1:31.242									
39	1 LAP	1:31.103	66	2 LAPS	1:33.285									
48	2 LAPS	1:35.916	48	2 LAPS	1:32.899									
7	2 LAPS	1:34.403	32	1 LAP	1:27.813									
32	1 LAP	1:26.296	14	1 LAP	1:30.597									
14	1 LAP	1:30.824	7	2 LAPS	1:34.268									
10	2 LAPS	1:34.097	10	2 LAPS	1:33.403									
12	45.421	1:25.163	12	46.870	1:25.636									
19	1 LAP	1:29.503	19	1 LAP	1:27.566									
20	50.527	1:26.666	20	53.325	1:26.985									
54	54.454	1:26.521	54	56.490	1:26.223									
83	1 LAP	1:31.273	83	1 LAP	1:30.429									
30	2 LAPS	1:36.398	30	2 LAPS	1:35.568									
62	2 LAPS	1:36.393	62	2 LAPS	1:35.542									
45	1 LAP	1:32.001	45	1 LAP	1:31.983									