



# CLASSIC RACEDAY

**Castle Combe Circuit**

**7th August 2004**



**Results Provided by MST Sports Timing Ltd**  
*[www.mstworld.com](http://www.mstworld.com)*

# HSCC Historic Road Sports Championship

## QUALIFYING - RACE 1

POS	NO	CL	DRIVER	NAT	CAR	TIME	LAPS	GAP	MPH
1	99	A	Richard TYZACK		TVR Griffith 200	1:23.114	10		80.13
2	3	A	Martin EDRIDGE		Ford Mustang	1:23.161	12	0.047	80.08
3	22	C	John FITZGERALD		Lotus Elan	1:23.797	12	0.683	79.47
4	15	B	Mike EAGLES		Milano GT Mk1	1:23.879	7	0.765	79.40
5	10	D	Robert BARRIE		Porsche 911S	1:24.215	11	1.101	79.08
6	90	C	Adam ORMANDY		Lotus Elan S3	1:24.388	5	1.274	78.92
7	64	E	James BILDERBECK		Turner MkII	1:24.986	11	1.872	78.36
8	63	B	Colin SHARP		Triumph TR4A	1:25.844	11	2.730	77.58
9	12	A	Allan JONES		Jaguar E Type S1	1:25.850	11	2.736	77.57
10	96	70	Nigel BARNETT		Ford Capri	1:29.437	10	6.323	74.46
11	5	XK	Richard HACKETT		Jaguar XK120	1:30.465	11	7.351	73.62
12	32	E	Patrick WARD-BOOTH		Ginetta G4	1:30.898	7	7.784	73.26
13	98	70	Bob TROTTER		Ford Escort RS2000	1:32.323	11	9.209	72.13
14	39	70	Jonathan HARTOP		Alfa Romeo GTV 2000	1:33.359	10	10.245	71.33
15	19	A	Adam SIMMONDS		Ford Mustang Coupe	1:33.434	10	10.320	71.28
16	66	D	Mark HOBLE		Lancia Flavia Zagato	1:33.651	10	10.537	71.11
17	37	D	Mervyn SELWYN		Porsche 911S	1:35.108	7	11.994	70.02
18	21	D	Rebecca RUFF		Porsche 911	1:35.803	9	12.689	69.51
19	59	70	Ralph HARWOOD-PENN		Lancia Fulvia HF	1:38.279	10	15.165	67.76
20	30	F	Tim BURRETT		Lancia Aurelia B20	1:39.066	10	15.952	67.22
21	17	F	Chris GAWNE		Lancia Aurelia B20 GT	1:43.463	10	20.349	64.37

Weather / Track : Sunny / Dry

These results are provisional until the conclusion of any judicial and technical matters.

Castle Combe

Circuit Length = 1.8500 miles.

Start: 08:35 End: 08:48

Clerk of Course:	Stewards:	Timekeeper:
------------------	-----------	-------------

## HSCC Historic Road Sports Championship QUALIFYING - LAP ANALYSIS

<b>3</b>	<b>Martin EDRIDGE</b>	Ford Mustang
1 - 8:45.705	6 - 1:24.539	11 - 1:24.295
2 - 1:37.571	7 - 1:28.100	12 - 1:25.068
3 - 1:25.030	8 - 1:24.516	
4 - 1:23.934	9 - 1:23.681	
5 - 1:25.856	10 - <b>1:23.161</b>	
<b>5</b>	<b>Richard HACKETT</b>	Jaguar XK120
1 - 8:48.501	6 - 1:33.140	11 - 1:34.486
2 - 1:50.241	7 - 1:31.224	
3 - 1:37.952	8 - 1:30.600	
4 - 1:32.817	9 - <b>1:30.465</b>	
5 - 1:34.886	10 - 1:32.489	
<b>10</b>	<b>Robert BARRIE</b>	Porsche 911S
1 - 9:41.301P	6 - 1:26.980	11 - 1:25.266
2 - 1:59.968	7 - 1:24.400	
3 - 1:25.978	8 - 1:24.945	
4 - 1:25.685	9 - <b>1:24.215</b>	
5 - 1:26.779	10 - 1:24.291	
<b>12</b>	<b>Allan JONES</b>	Jaguar E Type S1
1 - 9:11.768	6 - 1:26.465	11 - 1:28.887
2 - 1:49.937	7 - 1:27.338	
3 - 1:31.572	8 - 1:28.347	
4 - 1:28.561	9 - 1:26.627	
5 - 1:28.227	10 - <b>1:25.850</b>	
<b>15</b>	<b>Mike EAGLES</b>	Milano GT Mk1
1 - 9:09.981	6 - 1:25.242	
2 - 1:47.686	7 - <b>1:23.879</b>	
3 - 1:30.546		
4 - 1:26.529		
5 - 1:29.240		
<b>17</b>	<b>Chris GAWNE</b>	Lancia Aurelia B20 GT
1 - 8:35.270	6 - 1:49.326	
2 - 1:54.955	7 - 1:45.243	
3 - 1:48.178	8 - <b>1:43.463</b>	
4 - 1:45.531	9 - 1:44.259	
5 - 1:46.733	10 - 1:45.046	
<b>19</b>	<b>Adam SIMMONDS</b>	Ford Mustang Coupe
1 - 8:56.094	6 - 1:38.992	
2 - 1:53.201	7 - 1:35.841	
3 - 1:43.920	8 - 1:37.204	
4 - 1:40.755	9 - 1:34.465	
5 - 1:39.103	10 - <b>1:33.434</b>	

# HSCC Historic Road Sports Championship

## QUALIFYING - LAP ANALYSIS

(contd.)

<b>21</b>	<b>Rebecca RUFF</b>	Porsche 911
1 -	X:00.000P	6 - <b>1:35.803</b>
2 -	2:52.178	7 - 1:36.252
3 -	1:38.971	8 - 1:35.900
4 -	1:37.794	9 - 1:37.636
5 -	1:36.063	
<b>22</b>	<b>John FITZGERALD</b>	Lotus Elan
1 -	8:31.366	6 - 1:27.835
2 -	1:37.873	7 - 1:24.277
3 -	1:26.562	8 - 1:24.091
4 -	1:24.152	9 - 1:25.300
5 -	<b>1:23.797</b>	10 - 1:25.090
11 -	1:23.905	
12 -	1:24.185	
<b>30</b>	<b>Tim BURRETT</b>	Lancia Aurelia B20
1 -	9:00.490	6 - 1:39.451
2 -	1:55.907	7 - 1:39.230
3 -	1:43.219	8 - 1:39.958
4 -	1:42.110	9 - 1:39.659
5 -	1:39.473	10 - <b>1:39.066</b>
<b>32</b>	<b>Patrick WARD-BOOTH</b>	Ginetta G4
1 -	8:44.292	6 - 1:33.793
2 -	1:53.612	7 - <b>1:30.898</b>
3 -	1:46.800	
4 -	1:37.716	
5 -	1:31.003	
<b>37</b>	<b>Mervyn SELWYN</b>	Porsche 911S
1 -	9:49.626P	6 - <b>1:35.108</b>
2 -	2:56.852	7 - 1:36.284
3 -	1:36.361	
4 -	1:36.864	
5 -	1:36.072	
<b>39</b>	<b>Jonathan HARTOP</b>	Alfa Romeo GTV 2000
1 -	9:02.408	6 - 1:39.849
2 -	1:54.831	7 - 1:36.183
3 -	1:42.717	8 - <b>1:33.359</b>
4 -	1:36.096	9 - 1:34.050
5 -	1:37.955	10 - 1:33.863
<b>59</b>	<b>Ralph HARWOOD-PENN</b>	Lancia Fulvia HF
1 -	8:43.622	6 - 1:39.629
2 -	1:56.996	7 - 1:38.806
3 -	1:45.368	8 - 1:40.756
4 -	1:39.076	9 - 1:40.270
5 -	1:41.590	10 - <b>1:38.279</b>

# HSCC Historic Road Sports Championship


## QUALIFYING - LAP ANALYSIS

(contd.)

<b>63</b>	<b>Colin SHARP</b>	Triumph TR4A
1 - 8:32.565	6 - 1:27.318	11 - <b>1:25.844</b>
2 - 1:41.483	7 - 1:27.521	
3 - 1:29.585	8 - 1:28.466	
4 - 1:27.330	9 - 1:25.935	
5 - 1:28.575	10 - 1:27.401	
<b>64</b>	<b>James BILDERBECK</b>	Turner MkII
1 - 8:35.697	6 - 1:26.195	11 - 1:32.844
2 - 1:41.732	7 - 1:30.264	
3 - 1:31.911	8 - 1:28.558	
4 - 1:27.300	9 - 1:27.693	
5 - 1:26.788	10 - <b>1:24.986</b>	
<b>66</b>	<b>Mark HOBLE</b>	Lancia Flavia Zagato
1 - 9:08.077	6 - 1:38.185	
2 - 1:53.244	7 - 1:36.145	
3 - 1:40.863	8 - <b>1:33.651</b>	
4 - 1:37.258	9 - 1:33.991	
5 - 1:35.356	10 - 1:34.018	
<b>90</b>	<b>Adam ORMANDY</b>	Lotus Elan S3
1 - 8:56.318		
2 - 1:41.905		
3 - 1:29.662		
4 - <b>1:24.388</b>		
5 - 1:42.502P		
<b>96</b>	<b>Nigel BARNETT</b>	Ford Capri
1 - 9:04.464	6 - 1:32.111	
2 - 1:54.111	7 - 1:31.938	
3 - 1:41.885	8 - 1:31.575	
4 - 1:34.123	9 - 1:30.917	
5 - 1:36.095	10 - <b>1:29.437</b>	
<b>98</b>	<b>Bob TROTTER</b>	Ford Escort RS2000
1 - 8:50.450	6 - 1:34.172	11 - 1:34.396
2 - 1:49.340	7 - <b>1:32.323</b>	
3 - 1:38.643	8 - 1:32.463	
4 - 1:33.603	9 - 1:32.775	
5 - 1:33.091	10 - 1:32.572	
<b>99</b>	<b>Richard TYZACK</b>	TVR Griffith 200
1 - 8:39.593	6 - 1:24.816	
2 - 1:40.644	7 - 1:26.764	
3 - 1:25.684	8 - 1:23.156	
4 - <b>1:23.114</b>	9 - 1:24.273	
5 - 1:23.485	10 - 1:24.343	

# HSCC Historic Road Sports Championship

## GRID - RACE 1

ROW 9	1:43.463 17 GAWNE		
ROW 8		1:38.279 59 HARWOOD-PENN	1:39.066 30 BURRETT
ROW 7	1:33.651 66 HOBLE	1:35.108 37 SELWYN	1:35.803 21 RUFF
ROW 6		1:33.359 39 HARTOP	1:33.434 19 SIMMONDS
ROW 5	1:30.465 5 HACKETT	1:30.898 32 WARD-BOOTH	1:32.323 98 TROTTER
ROW 4		1:25.850 12 JONES	1:29.437 96 BARNETT
ROW 3	1:24.388 90 ORMANDY	1:24.986 64 BILDERBECK	1:25.844 63 SHARP
ROW 2		1:23.879 15 EAGLES	1:24.215 10 BARRIE
ROW 1	1:23.114 99 TYZACK	1:23.161 3 EDRIDGE	1:23.797 22 FITZGERALD
<b>POLE</b>			
			

Weather / Track : Sunny / Dry

These results are provisional until the conclusion of any judicial and technical matters.

Castle Combe

Circuit Length = 1.8500 miles.

Start: 08:35 End: 08:48

Clerk of Course:

Stewards:

Timekeeper:

# HSCC Historic Road Sports Championship

## RACE CLASSIFICATION - RACE 1

POS	NO	CL	DRIVER	NAT	CAR	TIME	LAPS	GAP	MPH	BEST
1	90	C	Adam ORMANDY		Lotus Elan S3	14:04.124	10		78.89	1:21.957
2	22	C	John FITZGERALD		Lotus Elan	14:20.237	10	16.113	77.42	1:24.693
3	3	A	Martin EDRIDGE		Ford Mustang	14:23.332	10	19.208	77.14	1:24.690
4	10	D	Robert BARRIE		Porsche 911S	14:25.061	10	20.937	76.98	1:24.491
5	99	A	Richard TYZACK		TVR Griffith 200	14:27.826	10	23.702	76.74	1:25.075
6	12	A	Allan JONES		Jaguar E Type S1	14:29.421	10	25.297	76.60	1:24.735
7	63	B	Colin SHARP		Triumph TR4A	14:32.971	10	28.847	76.29	1:25.652
8	64	E	James BILDERBECK		Turner MkII	14:33.105	10	28.981	76.27	1:25.824
9	5	XK	Richard HACKETT		Jaguar XK120	15:14.507	10	1:10.383	72.82	1:28.923
10	96	70	Nigel BARNETT		Ford Capri	15:16.321	10	1:12.197	72.68	1:29.344
11	39	70	Jonathan HARTOP		Alfa Romeo GTV 2000	15:27.553	10	1:23.429	71.80	1:30.360
12	19	A	Adam SIMMONDS		Ford Mustang Coupe	14:24.304	9	1 LAP	69.35	1:32.592
13	66	D	Mark HOBLE		Lancia Flavia Zagato	14:28.930	9	1 LAP	68.98	1:33.848
14	21	D	Rebecca RUFF		Porsche 911	14:32.706	9	1 LAP	68.68	1:34.160
15	37	D	Mervyn SELWYN		Porsche 911S	14:58.271	9	1 LAP	66.72	1:36.621
16	30	F	Tim BURRETT		Lancia Aurelia B20	15:00.307	9	1 LAP	66.57	1:36.900
17	76	A	Tony HOWARD		Morgan Plus 8	15:15.058	9	1 LAP	65.50	1:28.920
18	17	F	Chris GAWNE		Lancia Aurelia B20 GT	15:40.910	9	1 LAP	63.70	1:42.019
19	59	70	Ralph HARWOOD-PENN		Lancia Fulvia HF	15:42.665	9	1 LAP	63.58	1:40.434

### NOT CLASSIFIED

98	70		Bob TROTTER		Ford Escort RS2000	8:04.760	5	D.N.F.	68.69	1:32.066
32	E		Patrick WARD-BOOTH		Ginetta G4	6:03.213	4	D.N.F.	73.34	1:26.500

### FASTEST LAP

90	C		Adam ORMANDY		Lotus Elan S3	1:21.957	9	81.26mph	130.77kph
10	D		Robert BARRIE		Porsche 911S	1:24.491	8	78.82mph	126.85kph
3	A		Martin EDRIDGE		Ford Mustang	1:24.690	8	78.64mph	126.55kph
63	B		Colin SHARP		Triumph TR4A	1:25.652	3	77.75mph	125.13kph
64	E		James BILDERBECK		Turner MkII	1:25.824	3	77.60mph	124.88kph
5	XK		Richard HACKETT		Jaguar XK120	1:28.923	10	74.89mph	120.53kph
96	70		Nigel BARNETT		Ford Capri	1:29.344	10	74.54mph	119.96kph
30	F		Tim BURRETT		Lancia Aurelia B20	1:36.900	9	68.73mph	110.61kph

Weather / Track : Sunny / Dry  
 These results are provisional until the conclusion of any judicial and technical matters.

Castle Combe  
 Circuit Length = 1.8500 miles.  
 Start: 13:13 End: 13:29

Clerk of Course:	Stewards:	Timekeeper:
------------------	-----------	-------------

# HSCC Historic Road Sports Championship

## LAP CHART - RACE 1

Lap 1			Lap 2			Lap 3			Lap 4			Lap 5		
No	Behind	Laptime	No	Behind	Laptime	No	Behind	Laptime	No	Behind	Laptime	No	Behind	Laptime
99		1:30.613	90		1:24.696	90		1:23.747	90		1:23.569	90		1:23.195
90	1.334	1:31.947	99	0.602	1:26.632	99	2.352	1:25.497	99	4.163	1:25.380	99	7.483	1:26.515
22	2.028	1:32.641	22	1.262	1:25.264	22	3.590	1:26.075	22	5.224	1:25.203	22	8.322	1:26.293
3	2.466	1:33.079	3	2.495	1:26.059	3	3.854	1:25.106	3	6.346	1:26.061	3	9.278	1:26.127
10	3.311	1:33.924	10	2.563	1:25.282	10	4.175	1:25.359	10	6.881	1:26.275	10	9.900	1:26.214
63	4.605	1:35.218	12	4.493	1:25.704	12	6.030	1:25.284	12	7.783	1:25.322	12	10.275	1:25.687
12	4.819	1:35.432	63	5.633	1:27.058	63	7.538	1:25.652	63	10.303	1:26.334	63	13.039	1:25.931
64	5.445	1:36.058	64	6.185	1:26.770	64	8.262	1:25.824	64	10.882	1:26.189	64	14.200	1:26.513
96	9.310	1:39.923	32	12.531	1:28.868	32	15.284	1:26.500	32	19.254	1:27.539	96	36.266	1:32.011
32	9.693	1:40.306	96	14.406	1:31.126	96	20.680	1:30.021	96	27.450	1:30.339	5	36.464	1:31.188
5	11.154	1:41.767	5	15.153	1:30.029	5	21.758	1:30.352	5	28.471	1:30.282	39	43.252	1:30.783
76	11.490	1:42.103	76	16.303	1:30.843	76	24.279	1:31.723	76	33.894	1:33.184	98	57.606	1:40.419
98	13.222	1:43.835	98	19.258	1:32.066	98	27.702	1:32.191	39	35.664	1:31.068	66	1:04.165	1:35.798
39	13.768	1:44.381	39	19.702	1:31.964	39	28.165	1:32.210	98	40.382	1:36.249	19	1:04.814	1:35.426
66	17.489	1:48.102	66	27.506	1:36.047	66	39.869	1:36.110	66	51.562	1:35.262	21	1:05.524	1:34.422
19	18.653	1:49.266	19	29.405	1:36.782	19	41.113	1:35.455	19	52.583	1:35.039	37	1:17.126	1:39.735
30	20.289	1:50.902	30	32.370	1:38.111	21	43.460	1:34.565	21	54.297	1:34.406	30	1:19.479	1:39.304
21	21.058	1:51.671	21	32.642	1:37.614	30	47.176	1:38.553	37	1:00.586	1:36.621			
37	22.200	1:52.813	37	33.562	1:37.392	37	47.534	1:37.719	30	1:03.370	1:39.763			
17	24.808	1:55.421	17	41.140	1:42.362	17	59.464	1:42.071	17	1:19.390	1:43.495			
59	25.443	1:56.056	59	41.801	1:42.388	59	1:00.260	1:42.206	59	1:19.948	1:43.257			



# HSCC Historic Road Sports Championship

## LAP CHART - RACE 1

(contd.)

Lap 6			Lap 7			Lap 8			Lap 9			Lap 10		
No	Behind	Laptime	No	Behind	Laptime	No	Behind	Laptime	No	Behind	Laptime	No	Behind	Laptime
90		1:24.451	90		1:23.438	90		1:23.250	90		1:21.957	90		1:23.874
22	9.423	1:25.552	37	1 LAP	1:37.713	66	1 LAP	1:34.406	19	1 LAP	1:33.053	22	16.113	1:24.882
99	10.471	1:27.439	30	1 LAP	1:38.252	21	1 LAP	1:34.680	66	1 LAP	1:34.079	3	19.208	1:26.283
3	11.038	1:26.211	22	10.678	1:24.693	22	12.192	1:24.764	22	15.105	1:24.870	19	1 LAP	1:33.105
12	13.567	1:27.743	3	12.453	1:24.853	3	13.893	1:24.690	21	1 LAP	1:34.160	10	20.937	1:24.859
10	14.162	1:28.713	99	14.355	1:27.322	99	16.180	1:25.075	3	16.799	1:24.863	99	23.702	1:26.760
63	15.711	1:27.123	10	15.429	1:24.705	10	16.670	1:24.491	10	19.952	1:25.239	66	1 LAP	1:33.848
17	1 LAP	1:45.236	12	18.718	1:28.589	12	20.833	1:25.365	99	20.816	1:26.593	12	25.297	1:25.560
64	17.020	1:27.271	63	19.496	1:27.223	37	1 LAP	1:38.274	12	23.611	1:24.735	21	1 LAP	1:36.434
59	1 LAP	1:49.011	64	20.044	1:26.462	63	22.353	1:26.107	63	26.275	1:25.879	63	28.847	1:26.446
5	43.776	1:31.763	17	1 LAP	1:42.019	64	22.737	1:25.943	64	26.641	1:25.861	64	28.981	1:26.214
96	44.545	1:32.730	59	1 LAP	1:40.940	30	1 LAP	1:40.252	37	1 LAP	1:40.909	37	1 LAP	1:37.095
76	1 LAP	2:58.564	5	50.611	1:30.273	17	1 LAP	1:42.725	30	1 LAP	1:38.270	30	1 LAP	1:36.900
39	49.635	1:30.834	96	51.351	1:30.244	59	1 LAP	1:40.434	5	1:05.334	1:30.453	5	1:10.383	1:28.923
19	1:13.949	1:33.586	76	1 LAP	1:30.412	5	56.838	1:29.477	76	1 LAP	1:29.249	76	1 LAP	1:28.920
66	1:14.992	1:35.278	39	56.668	1:30.471	96	58.030	1:29.929	96	1:06.727	1:30.654	96	1:12.197	1:29.344
21	1:15.827	1:34.754	19	1:23.103	1:32.592	76	1 LAP	1:30.060	39	1:14.645	1:32.824	39	1:23.429	1:32.658
						39	1:03.778	1:30.360	17	1 LAP	1:44.149	17	1 LAP	1:43.432
									59	1 LAP	1:44.526	59	1 LAP	1:43.847

Weather / Track : Sunny / Dry

Castle Combe  
Circuit Length = 1.8500 miles.  
Start: 13:13 End: 13:29

# Melton Concrete Products Castle Combe FF1600

## QUALIFYING - RACE 2

POS	NO	CL	DRIVER	NAT	CAR	TIME	LAPS	GAP	MPH
1	3	B	Tim REYNOLDS		Swift SC92	1:12.014	13		92.48
2	1	A	Edward MOORE		Van Diemen RF01	1:12.308	12	0.294	92.10
3	12	B	Paul BARNES		Swift SC92	1:12.650	13	0.636	91.67
4	21	B	Steven JENSEN		Swift SC92	1:12.727	13	0.713	91.57
5	2	B	Pat BLAKENEY		Vector MG95	1:12.769	13	0.755	91.52
6	4	B	Andrew JONES		Swift SC92	1:12.903	13	0.889	91.35
7	50	C	Nick JONES		Reynard RF89	1:13.003	13	0.989	91.22
8	30	B	Richard TANNAHILL		Swift SC94	1:13.084	13	1.070	91.12
9	25	B	Andrew HARRIS		Van Diemen RF90	1:13.271	13	1.257	90.89
10	51	C	Nick LAY		Reynard RF89	1:13.514	12	1.500	90.59
11	9	B	Keith SEKREE		Swift 93	1:13.585	11	1.571	90.50
12	54	C	Ben NORTON		Swift FB89	1:13.615	13	1.601	90.47
13	8	A	Wayne POOLE		Mygale SJ01	1:13.756	12	1.742	90.29
14	6	A	Jon ADLAM		Van Diemen RF04	1:13.865	12	1.851	90.16
15	69	C	James HAMILTON		Van Diemen RF89	1:14.197	13	2.183	89.76
16	52	C	Alan SLATER		Swift FB89	1:14.269	13	2.255	89.67
17	55	C	Andrew MILES		Van Diemen RF88	1:14.277	12	2.263	89.66
18	26	B	Mark FUNNELL		Swift SC95	1:14.573	12	2.559	89.30
19	56	C	Paul JAMES		Reynard RF88	1:14.825	13	2.811	89.00
20	59	C	Chris ACTON		Reynard RF89	1:15.066	9	3.052	88.72
21	58	C	Andrew CRAPNELL		Van Diemen RF89	1:15.078	12	3.064	88.70
22	15	B	Alan HAMILTON		Swift SC92	1:15.181	12	3.167	88.58
23	79	C	Matthew DOCHERTY		Van Diemen RF88	1:15.211	12	3.197	88.55
24	37	B	Alexander KHATEEB		Vector MG93	1:15.450	12	3.436	88.27
25	96	C	Gareth HALL		Van Diemen RF89	1:15.860	12	3.846	87.79
26	19	B	Roly HAMBLIN		Swift SC95	1:16.024	12	4.010	87.60
27	27	B	Shaun MACKLIN		Swift SC92	1:16.085	11	4.071	87.53
28	63	C	Stephen GIBBINS		Van Diemen RF88	1:16.256	12	4.242	87.33
29	14	B	Glen FINN		Swift SC92	1:16.504	12	4.490	87.05
30	66	C	Michael PHILLIPS		Swift FB87	1:18.543	11	6.529	84.79
31	22	B	Terry KAVANAGH		Van Diemen RF92	1:18.962	11	6.948	84.34
32	68	C	Pete DICCOX		Van Diemen RF89	1:20.785	6	8.771	82.44
33	62	B	Darren BURKE		Ray 95	1:26.425	2	14.411	77.06
34	94	C	John GISBORNE		Jamun M89	1:27.662	5	15.648	75.97

Nos 15, 25, 30 & 55 - Please Fit Transponders

Weather / Track : Sunny / Dry

These results are provisional until the conclusion of any judicial and technical matters.

Castle Combe

Circuit Length = 1.8500 miles.

Start: 08:54 End: 09:09

Clerk of Course:	Stewards:	Timekeeper:
------------------	-----------	-------------

# Melton Concrete Products Castle Combe FF1600

## QUALIFYING - LAP ANALYSIS

<b>1</b>	<b>Edward MOORE</b>	Van Diemen RF01
1 -	3:37.954	6 - 1:13.766
2 -	1:17.789	7 - 1:12.494
3 -	1:15.204	8 - 1:13.250
4 -	1:13.038	9 - 1:13.027
5 -	1:12.823	10 - 1:12.417
11 -	1:12.592	12 - <b>1:12.308</b>
<b>2</b>	<b>Pat BLAKENEY</b>	Vector MG95
1 -	3:51.547	6 - 1:13.161
2 -	1:21.733	7 - 1:16.330
3 -	1:14.249	8 - <b>1:12.769</b>
4 -	1:13.742	9 - 1:12.815
5 -	1:13.160	10 - 1:15.265
11 -	1:13.292	12 - 1:13.085
13 -	1:16.128	
<b>3</b>	<b>Tim REYNOLDS</b>	Swift SC92
1 -	3:26.121	6 - 1:13.642
2 -	1:18.050	7 - 1:14.307
3 -	1:13.470	8 - 1:12.634
4 -	1:13.436	9 - 1:19.883
5 -	1:13.630	10 - 1:13.944
11 -	1:13.087	12 - <b>1:12.014</b>
13 -	1:13.377	
<b>4</b>	<b>Andrew JONES</b>	Swift SC92
1 -	3:28.074	6 - 1:14.715
2 -	1:18.948	7 - 1:13.835
3 -	1:14.347	8 - 1:13.737
4 -	1:13.701	9 - 1:14.051
5 -	1:14.459	10 - 1:13.549
11 -	1:13.604	12 - <b>1:12.903</b>
13 -	1:13.420	
<b>6</b>	<b>Jon ADLAM</b>	Van Diemen RF04
1 -	3:29.948	6 - 1:17.539
2 -	1:19.643	7 - 1:14.500
3 -	1:14.869	8 - 1:14.669
4 -	1:14.022	9 - 1:14.881
5 -	<b>1:13.865</b>	10 - 1:43.042
11 -	1:21.642	12 - 1:13.919
<b>8</b>	<b>Wayne POOLE</b>	Mygale SJ01
1 -	3:56.970	6 - 1:14.969
2 -	1:25.755	7 - 1:15.132
3 -	1:18.093	8 - 1:14.842
4 -	1:16.301	9 - 1:15.475
5 -	1:15.608	10 - 1:15.736
11 -	1:14.533	12 - <b>1:13.756</b>
<b>9</b>	<b>Keith SEKREE</b>	Swift 93
1 -	3:27.179	6 - 1:13.836
2 -	1:22.891	7 - 1:13.747
3 -	1:21.705	8 - <b>1:13.585</b>
4 -	1:36.193P	9 - 1:14.283
5 -	2:44.181	10 - 1:15.360
11 -	1:16.935	

# Melton Concrete Products Castle Combe FF1600 QUALIFYING - LAP ANALYSIS

(contd.)

<b>12</b>	<b>Paul BARNES</b>	Swift SC92
1 -	3:24.397	6 - 1:13.959
2 -	1:20.902	7 - 1:14.195
3 -	1:14.864	8 - 1:12.825
4 -	1:14.238	9 - 1:13.291
5 -	1:14.930	10 - <b>1:12.650</b>
11 -	1:13.776	12 - 1:12.658
		13 - 1:12.895
<b>14</b>	<b>Glen FINN</b>	Swift SC92
1 -	3:54.424	6 - 1:23.493
2 -	1:37.026	7 - 1:18.780
3 -	1:22.010	8 - <b>1:16.504</b>
4 -	1:18.071	9 - 1:16.744
5 -	1:18.931	10 - 1:22.160
11 -	1:16.978	12 - 1:16.533
<b>15</b>	<b>Alan HAMILTON</b>	Swift SC92
1 -	3:46.436	6 - 1:15.750
2 -	1:22.597	7 - 1:17.729
3 -	1:18.154	8 - 1:15.443
4 -	1:17.344	9 - 1:16.397
5 -	1:18.299	10 - 1:17.531
11 -	<b>1:15.181</b>	12 - 1:15.796
<b>19</b>	<b>Roly HAMBLIN</b>	Swift SC95
1 -	3:45.102	6 - 1:16.652
2 -	1:23.208	7 - 1:22.523
3 -	1:18.414	8 - 1:16.953
4 -	1:17.543	9 - 1:17.511
5 -	1:17.149	10 - 1:17.263
11 -	1:16.651	12 - <b>1:16.024</b>
<b>21</b>	<b>Steven JENSEN</b>	Swift SC92
1 -	3:36.672	6 - 1:14.253
2 -	1:20.239	7 - 1:14.143
3 -	1:16.738	8 - 1:15.207
4 -	1:14.037	9 - <b>1:12.727</b>
5 -	1:16.390	10 - 1:14.400
11 -	1:13.549	12 - 1:13.160
		13 - 1:13.678
<b>22</b>	<b>Terry KAVANAGH</b>	Van Diemen RF92
1 -	4:17.595	6 - 1:21.047
2 -	1:31.799	7 - 1:20.191
3 -	1:28.309	8 - 1:21.457
4 -	1:29.601	9 - 1:22.756
5 -	1:22.218	10 - 1:19.031
11 -	<b>1:18.962</b>	
<b>25</b>	<b>Andrew HARRIS</b>	Van Diemen RF90
1 -	3:37.138	6 - 1:14.083
2 -	1:20.119	7 - 1:15.228
3 -	1:15.086	8 - 1:13.917
4 -	1:14.223	9 - <b>1:13.271</b>
5 -	1:16.237	10 - 1:15.806
11 -	1:14.187	12 - 1:13.824
		13 - 1:14.396

# Melton Concrete Products Castle Combe FF1600 QUALIFYING - LAP ANALYSIS

(contd.)

<b>26</b>	<b>Mark FUNNELL</b>	Swift SC95
1 - 4:03.989	6 - 1:14.590	11 - 1:14.862
2 - 1:27.639	7 - 1:14.766	12 - 1:14.774
3 - 1:16.665	8 - <b>1:14.573</b>	
4 - 1:16.164	9 - 1:14.773	
5 - 1:15.247	10 - 1:14.829	
<b>27</b>	<b>Shaun MACKLIN</b>	Swift SC92
1 - 4:18.144	6 - 1:16.553	11 - 1:16.880
2 - 1:28.220	7 - 1:17.493	
3 - 1:22.612	8 - <b>1:16.085</b>	
4 - 1:19.623	9 - 1:17.359	
5 - 1:17.010	10 - 1:17.154	
<b>30</b>	<b>Richard TANNAHILL</b>	Swift SC94
1 - 3:40.267	6 - 1:14.753	11 - 1:15.129
2 - 1:22.349	7 - 1:13.422	12 - <b>1:13.084</b>
3 - 1:16.363	8 - 1:14.746	13 - 1:14.698
4 - 1:14.110	9 - 1:13.261	
5 - 1:14.353	10 - 1:15.495	
<b>37</b>	<b>Alexander KHATEEB</b>	Vector MG93
1 - 4:07.840	6 - 1:36.153	11 - 1:15.499
2 - 1:24.021	7 - <b>1:15.450</b>	12 - 1:15.619
3 - 1:17.087	8 - 1:16.663	
4 - 1:15.975	9 - 1:15.479	
5 - 1:17.631	10 - 1:16.566	
<b>50</b>	<b>Nick JONES</b>	Reynard RF89
1 - 3:24.692	6 - 1:15.275	11 - 1:13.788
2 - 1:18.938	7 - 1:13.754	12 - <b>1:13.003</b>
3 - 1:13.589	8 - 1:13.316	13 - 1:13.346
4 - 1:13.521	9 - 1:13.254	
5 - 1:14.845	10 - 1:13.749	
<b>51</b>	<b>Nick LAY</b>	Reynard RF89
1 - 3:48.906	6 - 1:14.066	11 - 1:17.084
2 - 1:23.294	7 - 1:13.740	12 - 1:14.489
3 - 1:18.673	8 - 1:13.917	
4 - 1:16.314	9 - <b>1:13.514</b>	
5 - 1:20.502	10 - 1:14.192	
<b>52</b>	<b>Alan SLATER</b>	Swift FB89
1 - 3:26.538	6 - 1:21.172	11 - 1:14.448
2 - 1:19.410	7 - 1:18.199	12 - 1:15.245
3 - 1:14.666	8 - 1:14.629	13 - 1:16.537
4 - <b>1:14.269</b>	9 - 1:14.765	
5 - 1:16.531	10 - 1:16.212	

Nos 15, 25, 30 & 55 - Please Fit Transponders  
Weather / Track : Sunny / Dry

Castle Combe  
Circuit Length = 1.8500 miles.  
Start: 08:54 End: 09:09

# Melton Concrete Products Castle Combe FF1600 QUALIFYING - LAP ANALYSIS

(contd.)

<b>54</b>	<b>Ben NORTON</b>	Swift FB89
1 - 3:54.973	6 - 1:13.866	11 - 1:14.877
2 - 1:20.788	7 - 1:14.134	12 - <b>1:13.615</b>
3 - 1:16.162	8 - 1:14.423	13 - 1:14.000
4 - 1:14.115	9 - 1:13.659	
5 - 1:14.973	10 - 1:15.142	
<b>55</b>	<b>Andrew MILES</b>	Van Diemen RF88
1 - 3:50.036	6 - 1:14.939	11 - 1:14.581
2 - 1:25.199	7 - 1:15.022	12 - <b>1:14.277</b>
3 - 1:17.301	8 - 1:14.598	
4 - 1:21.034	9 - 1:15.447	
5 - 1:15.045	10 - 1:15.995	
<b>56</b>	<b>Paul JAMES</b>	Reynard RF88
1 - 3:31.131	6 - 1:15.570	11 - 1:16.513
2 - 1:21.770	7 - <b>1:14.825</b>	12 - 1:15.846
3 - 1:16.763	8 - 1:18.422	13 - 1:15.805
4 - 1:15.747	9 - 1:15.036	
5 - 1:18.138	10 - 1:15.541	
<b>58</b>	<b>Andrew CRAPNELL</b>	Van Diemen RF89
1 - 4:13.649	6 - 1:18.766	11 - 1:15.321
2 - 1:27.925	7 - 1:16.105	12 - <b>1:15.078</b>
3 - 1:18.052	8 - 1:19.336	
4 - 1:17.065	9 - 1:16.041	
5 - 1:15.923	10 - 1:15.079	
<b>59</b>	<b>Chris ACTON</b>	Reynard RF89
1 - 4:06.437	6 - 1:16.370	
2 - 1:26.730	7 - 1:15.330	
3 - 1:18.669	8 - <b>1:15.066</b>	
4 - 1:16.688	9 - 1:15.589	
5 - 1:15.973		
<b>62</b>	<b>Darren BURKE</b>	Ray 95
1 - 3:58.348		
2 - <b>1:26.425</b>		
<b>63</b>	<b>Stephen GIBBINS</b>	Van Diemen RF88
1 - 3:59.956	6 - 1:16.512	11 - 1:16.384
2 - 1:25.117	7 - 1:16.291	12 - 1:16.953
3 - 1:19.181	8 - <b>1:16.256</b>	
4 - 1:18.778	9 - 1:16.871	
5 - 1:17.608	10 - 1:16.866	

# Melton Concrete Products Castle Combe FF1600 QUALIFYING - LAP ANALYSIS

(contd.)

<b>66</b>	<b>Michael PHILLIPS</b>	Swift FB87
1 - 4:22.422	6 - 1:20.850	11 - <b>1:18.543</b>
2 - 1:27.582	7 - 1:21.194	
3 - 1:24.324	8 - 1:24.794	
4 - 1:26.331	9 - 1:23.019	
5 - 1:25.620	10 - 1:18.875	
<b>68</b>	<b>Pete DICCOX</b>	Van Diemen RF89
1 - 4:19.702	6 - 1:21.219	
2 - 1:26.268		
3 - <b>1:20.785</b>		
4 - 1:22.451		
5 - 1:22.415		
<b>69</b>	<b>James HAMILTON</b>	Van Diemen RF89
1 - 3:34.460	6 - 1:14.990	11 - 1:15.829
2 - 1:20.481	7 - 1:14.949	12 - <b>1:14.197</b>
3 - 1:16.480	8 - 1:14.608	13 - 1:14.399
4 - 1:16.090	9 - 1:14.428	
5 - 1:16.928	10 - 1:15.490	
<b>79</b>	<b>Matthew DOCHERTY</b>	Van Diemen RF88
1 - 4:11.993	6 - 1:18.436	11 - 1:16.101
2 - 1:31.878	7 - 1:18.103	12 - 1:16.417
3 - 1:19.421	8 - 1:17.430	
4 - 1:17.606	9 - <b>1:15.211</b>	
5 - 1:16.498	10 - 1:18.299	
<b>94</b>	<b>John GISBORNE</b>	Jamun M89
1 - 4:02.850		
2 - 1:31.510		
3 - <b>1:27.662</b>		
4 - 9:48.123P		
5 - 2:20.391		
<b>96</b>	<b>Gareth HALL</b>	Van Diemen RF89
1 - 4:15.460	6 - 1:18.104	11 - 1:18.100
2 - 1:29.939	7 - 1:18.119	12 - <b>1:15.860</b>
3 - 1:19.028	8 - 1:19.614	
4 - 1:17.649	9 - 1:21.156	
5 - 1:19.646	10 - 1:19.265	

**Melton Concrete Products Castle Combe FF1600  
GRID - RACE 2**

ROW 17	1:26.425 62 BURKE	1:27.662 94 GISBORNE
ROW 16	1:18.962 22 KAVANAGH	1:20.785 68 DICCOX
ROW 15	1:16.504 14 FINN	1:18.543 66 PHILLIPS
ROW 14	1:16.085 27 MACKLIN	1:16.256 63 GIBBINS
ROW 13	1:15.860 96 HALL	1:16.024 19 HAMBLIN
ROW 12	1:15.211 79 DOCHERTY	1:15.450 37 KHATEEB
ROW 11	1:15.078 58 CRAPNELL	1:15.181 15 HAMILTON
ROW 10	1:14.825 56 JAMES	1:15.066 59 ACTON
ROW 9	1:14.277 55 MILES	1:14.573 26 FUNNELL
ROW 8	1:14.197 69 HAMILTON	1:14.269 52 SLATER
ROW 7	1:13.756 8 POOLE	1:13.865 6 ADLAM
ROW 6	1:13.585 9 SEKREE	1:13.615 54 NORTON
ROW 5	1:13.271 25 HARRIS	1:13.514 51 LAY
ROW 4	1:13.003 50 JONES	1:13.084 30 TANNAHILL
ROW 3	1:12.769 2 BLAKENEY	1:12.903 4 JONES
ROW 2	1:12.650 12 BARNES	1:12.727 21 JENSEN
ROW 1	1:12.014 3 REYNOLDS	1:12.308 1 MOORE
<b>POLE</b>		

**Nos 15, 25, 30 & 55 - Please Fit Transponders**

**Weather / Track : Sunny / Dry**

**These results are provisional until the conclusion of any judicial and technical matters.**

Castle Combe

Circuit Length = 1.8500 miles.

Start: 08:54 End: 09:09

Clerk of Course:	Stewards:	Timekeeper:
------------------	-----------	-------------



# Melton Concrete Products Castle Combe FF1600

## RACE CLASSIFICATION - RACE 2

POS	NO	CL	DRIVER	NAT	CAR	TIME	LAPS	GAP	MPH	BEST
1	1	A	Edward MOORE		Van Diemen RF01	12:23.149	10		89.61	1:12.948
2	3	B	Tim REYNOLDS		Swift SC92	12:24.626	10	1.477	89.44	1:13.254
3	12	B	Paul BARNES		Swift SC92	12:28.968	10	5.819	88.92	1:13.398
4	2	B	Pat BLAKENEY		Vector MG95	12:32.066	10	8.917	88.55	1:13.328
5	25	B	Andrew HARRIS		Van Diemen RF90	12:33.646	10	10.497	88.37	1:13.487
6	4	B	Andrew JONES		Swift SC92	12:33.735	10	10.586	88.36	1:13.576
7	30	B	Richard TANNAHILL		Swift SC94	12:35.998	10	12.849	88.09	1:14.222
8	54	C	Ben NORTON		Swift FB89	12:38.395	10	15.246	87.81	1:14.111
9	9	B	Keith SEKREE		Swift 93	12:39.946	10	16.797	87.63	1:14.267
10	51	C	Nick LAY		Reynard RF89	12:43.749	10	20.600	87.20	1:14.492
11	26	B	Mark FUNNELL		Swift SC95	12:47.159	10	24.010	86.81	1:14.947
12	8	A	Wayne POOLE		Mygale SJ01	12:47.287	10	24.138	86.79	1:14.461
13	50	C	Nick JONES		Reynard RF89	12:50.206	10	27.057	86.47	1:14.269
14	52	C	Alan SLATER		Swift FB89	12:54.531	10	31.382	85.98	1:14.542
15	59	C	Chris ACTON		Reynard RF89	12:54.790	10	31.641	85.95	1:16.005
16	21	B	Steven JENSEN		Swift SC92	12:56.722	10	33.573	85.74	1:13.926
17	58	C	Andrew CRAPNELL		Van Diemen RF89	12:59.918	10	36.769	85.39	1:15.466
18	69	C	James HAMILTON		Van Diemen RF89	13:06.108	10	42.959	84.72	1:14.970
19	37	B	Alexander KHATEEB		Vector MG93	13:06.775	10	43.626	84.64	1:15.502
20	27	B	Shaun MACKLIN		Swift SC92	13:10.542	10	47.393	84.24	1:15.869
21	96	C	Gareth HALL		Van Diemen RF89	13:20.923	10	57.774	83.15	1:16.680
22	63	C	Stephen GIBBINS		Van Diemen RF88	13:34.053	10	1:10.904	81.81	1:16.819
23	19	B	Roly HAMBLIN		Swift SC95	13:38.472	10	1:15.323	81.37	1:16.848
24	66	C	Michael PHILLIPS		Swift FB87	12:25.470	9	1 LAP	80.40	1:20.399
25	68	C	Pete DICCOX		Van Diemen RF89	12:28.311	9	1 LAP	80.10	1:20.233
26	94	C	John GISBORNE		Jamun M89	12:49.403	9	1 LAP	77.90	1:22.472

### NOT CLASSIFIED

15	B	Alan HAMILTON	Swift SC92	11:52.460	9	D.N.F.	84.13	1:15.711
14	B	Glen FINN	Swift SC92	10:33.910	8	D.N.F.	84.05	1:17.317
79	C	Matthew DOCHERTY	Van Diemen RF88	9:37.497	7	D.N.F.	80.72	1:17.302
22	B	Terry KAVANAGH	Van Diemen RF92	9:53.597	7	D.N.F.	78.53	1:20.765
56	C	Paul JAMES	Reynard RF88	8:00.839	6	D.N.F.	83.10	1:16.334
6	A	Jon ADLAM	Van Diemen RF04		0	D.N.F.	N/A	
55	C	Andrew MILES	Van Diemen RF88		0	D.N.F.	N/A	

### FASTEST LAP

1	A	Edward MOORE	Van Diemen RF01	1:12.948	4	91.29mph	146.92kph
3	B	Tim REYNOLDS	Swift SC92	1:13.254	4	90.91mph	146.31kph
54	C	Ben NORTON	Swift FB89	1:14.111	7	89.86mph	144.62kph

Weather / Track : Sunny / Dry  
 These results are provisional until the conclusion of any judicial and technical matters.

Castle Combe  
 Circuit Length = 1.8500 miles.  
 Start: 13:39 End: 13:53

Clerk of Course:	Stewards:	Timekeeper:
------------------	-----------	-------------

# Melton Concrete Products Castle Combe FF1600

## LAP CHART - RACE 2

Lap 1			Lap 2			Lap 3			Lap 4			Lap 5		
No	Behind	Laptime	No	Behind	Laptime	No	Behind	Laptime	No	Behind	Laptime	No	Behind	Laptime
1		1:20.085	1		1:13.706	1		1:13.478	1		1:12.948	1		1:13.263
3	0.172	1:20.257	3	0.299	1:13.833	3	0.533	1:13.712	3	0.839	1:13.254	3	1.048	1:13.472
12	0.923	1:21.008	12	1.098	1:13.881	12	1.018	1:13.398	12	1.868	1:13.798	12	2.672	1:14.067
2	1.084	1:21.169	2	1.421	1:14.043	2	1.271	1:13.328	2	2.019	1:13.696	2	2.912	1:14.156
21	1.446	1:21.531	21	2.426	1:14.686	21	3.173	1:14.225	21	4.151	1:13.926	21	5.278	1:14.390
4	3.075	1:23.160	25	3.642	1:14.131	25	4.046	1:13.882	4	5.913	1:14.665	4	6.226	1:13.576
25	3.217	1:23.302	4	4.026	1:14.657	4	4.196	1:13.648	25	6.370	1:15.272	25	6.594	1:13.487
50	4.040	1:24.125	50	5.263	1:14.929	50	6.285	1:14.500	30	8.012	1:14.546	30	9.555	1:14.806
30	4.209	1:24.294	30	5.670	1:15.167	30	6.414	1:14.222	50	9.017	1:15.680	50	10.339	1:14.585
54	4.901	1:24.986	54	5.936	1:14.741	54	6.925	1:14.467	54	9.180	1:15.203	54	11.173	1:15.256
51	5.378	1:25.463	51	6.524	1:14.852	51	7.898	1:14.852	51	9.442	1:14.492	51	11.609	1:15.430
9	5.686	1:25.771	9	7.324	1:15.344	9	8.192	1:14.346	9	9.805	1:14.561	9	11.737	1:15.195
26	6.379	1:26.464	26	8.122	1:15.449	26	9.821	1:15.177	26	11.820	1:14.947	26	13.574	1:15.017
69	6.794	1:26.879	69	8.273	1:15.185	69	10.126	1:15.331	69	12.173	1:14.995	69	13.880	1:14.970
59	7.428	1:27.513	52	9.468	1:15.336	52	10.532	1:14.542	52	12.556	1:14.972	8	14.030	1:14.595
52	7.838	1:27.923	59	10.043	1:16.321	8	11.185	1:14.538	8	12.698	1:14.461	52	14.811	1:15.518
8	7.957	1:28.042	8	10.125	1:15.874	59	13.080	1:16.515	59	16.551	1:16.419	59	19.527	1:16.239
63	8.465	1:28.550	14	12.605	1:17.317	14	16.604	1:17.477	14	22.419	1:18.763	58	25.330	1:15.949
58	8.864	1:28.949	63	13.690	1:18.931	63	17.031	1:16.819	58	22.644	1:17.392	14	27.426	1:18.270
14	8.994	1:29.079	56	14.418	1:18.667	56	17.274	1:16.334	63	23.213	1:19.130	63	27.799	1:17.849
56	9.457	1:29.542	58	14.705	1:19.547	58	18.200	1:16.973	19	23.457	1:17.503	19	28.202	1:18.008
19	10.095	1:30.180	19	15.018	1:18.629	19	18.902	1:17.362	79	23.619	1:17.456	79	28.348	1:17.992
79	10.783	1:30.868	79	15.287	1:18.210	79	19.111	1:17.302	56	25.183	1:20.857	56	28.724	1:16.804
68	11.842	1:31.927	68	18.369	1:20.233	27	24.206	1:18.979	27	28.353	1:17.095	27	31.794	1:16.704
27	12.328	1:32.413	27	18.705	1:20.083	68	26.177	1:21.286	37	29.825	1:16.516	37	32.775	1:16.213
96	12.639	1:32.724	96	18.994	1:20.061	37	26.257	1:20.424	15	31.129	1:17.246	15	34.165	1:16.299
15	13.400	1:33.485	15	19.219	1:19.525	15	26.831	1:21.090	96	34.843	1:20.692	96	39.156	1:17.576
22	13.889	1:33.974	37	19.311	1:18.375	96	27.099	1:21.583	68	35.155	1:21.926	68	44.172	1:22.280
37	14.642	1:34.727	22	21.234	1:21.051	22	28.882	1:21.126	22	36.699	1:20.765	22	44.686	1:21.250
66	16.260	1:36.345	66	23.059	1:20.505	66	30.267	1:20.686	66	37.718	1:20.399	66	45.192	1:20.737
94	18.092	1:38.177	94	27.621	1:23.235	94	37.514	1:23.371	94	47.389	1:22.823	94	56.598	1:22.472

# Melton Concrete Products Castle Combe FF1600

## LAP CHART - RACE 2

(contd.)

Lap 6			Lap 7			Lap 8			Lap 9			Lap 10		
No	Behind	Laptime	No	Behind	Laptime	No	Behind	Laptime	No	Behind	Laptime	No	Behind	Laptime
1		1:13.347	1		1:13.616	1		1:14.525	1		1:14.243	1		1:13.938
3	1.725	1:14.024	3	1.437	1:13.328	3	1.488	1:14.576	3	1.463	1:14.218	3	1.477	1:13.952
12	2.908	1:13.583	12	3.410	1:14.118	12	3.787	1:14.902	12	4.685	1:15.141	66	1 LAP	1:22.125
2	3.232	1:13.667	2	3.767	1:14.151	2	3.829	1:14.587	2	4.785	1:15.199	68	1 LAP	1:23.031
4	7.834	1:14.955	4	8.538	1:14.320	94	1 LAP	1:25.738	4	9.111	1:14.121	12	5.819	1:15.072
25	8.237	1:14.990	25	8.855	1:14.234	25	9.042	1:14.712	25	9.442	1:14.643	2	8.917	1:18.070
30	11.088	1:14.880	30	11.786	1:14.314	4	9.233	1:15.220	30	12.152	1:14.859	25	10.497	1:14.993
50	12.082	1:15.090	50	12.735	1:14.269	30	11.536	1:14.275	54	14.671	1:15.971	4	10.586	1:15.413
54	12.377	1:14.551	54	12.872	1:14.111	50	12.802	1:14.592	9	15.219	1:14.535	30	12.849	1:14.635
9	14.319	1:15.929	9	15.185	1:14.482	54	12.943	1:14.596	94	1 LAP	1:26.516	54	15.246	1:14.513
51	14.712	1:16.450	51	15.764	1:14.668	9	14.927	1:14.267	51	17.790	1:15.815	9	16.797	1:15.516
26	16.340	1:16.113	26	18.265	1:15.541	51	16.218	1:14.979	8	21.265	1:15.692	51	20.600	1:16.748
69	16.814	1:16.281	8	18.390	1:15.083	26	19.659	1:15.919	26	21.674	1:16.258	26	24.010	1:16.274
8	16.923	1:16.240	52	19.707	1:15.870	8	19.816	1:15.951	69	22.065	1:15.733	8	24.138	1:16.811
52	17.453	1:15.989	69	19.864	1:16.666	52	20.336	1:15.154	50	23.379	1:24.820	94	1 LAP	1:23.821
59	23.449	1:17.269	59	25.838	1:16.005	69	20.575	1:15.236	52	26.580	1:20.487	50	27.057	1:17.616
58	27.933	1:15.950	21	30.310	1:15.290	59	27.486	1:16.173	59	29.380	1:16.137	52	31.382	1:18.740
21	28.636	1:36.705	58	30.313	1:15.996	21	30.722	1:14.937	21	31.595	1:15.116	59	31.641	1:16.199
14	31.481	1:17.402	14	35.544	1:17.679	58	32.312	1:16.524	58	33.535	1:15.466	21	33.573	1:15.916
63	32.829	1:18.377	19	36.429	1:16.848	14	38.942	1:17.923	37	42.003	1:16.766	58	36.769	1:17.172
19	33.197	1:18.342	37	37.318	1:15.502	19	39.370	1:17.466	19	42.866	1:17.739	69	42.959	1:34.832
79	33.565	1:18.564	27	38.421	1:16.204	37	39.480	1:16.687	27	43.042	1:17.520	37	43.626	1:15.561
56	34.012	1:18.635	15	39.336	1:16.023	27	39.765	1:15.869	15	43.249	1:16.970	27	47.393	1:18.289
37	35.432	1:16.004	96	47.677	1:18.085	15	40.522	1:15.711	96	53.331	1:17.742	96	57.774	1:18.381
27	35.833	1:17.386	63	49.452	1:30.239	96	49.832	1:16.680	63	55.777	1:16.970	63	1:10.904	1:29.065
15	36.929	1:16.111	79	57.054	1:37.105P	63	53.050	1:18.123				19	1:15.323	1:46.395
96	43.208	1:17.399	68	1:00.020	1:21.837	66	1:08.377	1:20.939						
68	51.799	1:20.974	66	1:01.963	1:22.051	68	1:10.312	1:24.817						
22	52.586	1:21.247	22	1:13.154	1:34.184P									
66	53.528	1:21.683												
94	1:06.501	1:23.250												

# Vredestein JEC Jaguar XK Championship

## QUALIFYING - RACE 3

POS	NO	CL	DRIVER	NAT	CAR	TIME	LAPS	GAP	MPH
1	33	D	Nigel WEBB		Jaguar XK120	1:24.767	11		78.56
2	7	D	Brian ARCULUS		Jaguar XK120	1:25.460	11	0.693	77.93
3	32	D	John CHISHOLM		Jaguar XK120	1:26.155	11	1.388	77.30
4	5	D	Richard HACKETT		Jaguar XK120	1:26.727	11	1.960	76.79
5	24	A	Trevor GROOM		Jaguar XK140	1:26.978	8	2.211	76.57
6	17	C	David HALL		Jaguar XK120	1:27.003	11	2.236	76.54
7	12	C	Grahame BULL		Jaguar XK150 FHC	1:27.908	11	3.141	75.76
8	1	D	Graeme DODD		Jaguar XK120	1:28.244	6	3.477	75.47
9	20	C	Michael O'SHEA		Jaguar XK150	1:28.811	10	4.044	74.99
10	38	B	Kevin ZWOLINSKI		Jaguar XK140	1:30.864	10	6.097	73.29
11	16	C	John ROBERTS		Jaguar XK150	1:31.442	10	6.675	72.83
12	9	C	Charles FRIPP		Jaguar XK150	1:31.764	9	6.997	72.57
13	42	B	Geoff OTTLEY		Jaguar XK120	1:32.454	10	7.687	72.03
14	99	C	Christopher KEEN		Jaguar XK120	1:32.571	10	7.804	71.94
15	14	C	Colin YOULE		Jaguar XK120	1:33.024	10	8.257	71.59
16	23	C	Graham LOVE		Jaguar XK150	1:33.355	10	8.588	71.34
17	44	C	Ron BURNS		Jaguar XK140	1:34.164	10	9.397	70.72
18	31	B	Roger WOODBRIDGE		Jaguar XK120	1:34.321	9	9.554	70.61
19	22	B	Stewart COUCH		Jaguar XK140	1:38.312	9	13.545	67.74
20	43	A	Paul DE HAVILLAND		Jaguar XK150	1:39.165	3	14.398	67.16
21	36	B	Nicholas WILKINS		Jaguar XK120	1:42.166	9	17.399	65.18

Nos 7, 22, 33 & 99 - Please Fit Transponders

Weather / Track : Sunny / Dry

These results are provisional until the conclusion of any judicial and technical matters.

Castle Combe

Circuit Length = 1.8500 miles.

Start: 09:17 End: 09:33

Clerk of Course:	Stewards:	Timekeeper:
------------------	-----------	-------------

## Vredestein JEC Jaguar XK Championship QUALIFYING - LAP ANALYSIS

<b>1</b>	<b>Graeme DODD</b>	Jaguar XK120
1 - 7:06.657	6 - 1:53.781P	
2 - <b>1:28.244</b>		
3 - 1:52.057		
4 - 1:34.486		
5 - 1:33.901		
<b>5</b>	<b>Richard HACKETT</b>	Jaguar XK120
1 - 6:30.190	6 - 1:28.165	11 - 1:28.515
2 - 1:34.339	7 - 1:28.896	
3 - 1:29.165	8 - 1:27.423	
4 - 1:29.166	9 - 1:27.352	
5 - 1:30.293	10 - <b>1:26.727</b>	
<b>7</b>	<b>Brian ARCULUS</b>	Jaguar XK120
1 - 6:33.150	6 - 1:34.439	11 - 1:28.165
2 - 1:33.344	7 - 1:25.954	
3 - 1:27.739	8 - <b>1:25.460</b>	
4 - 1:29.029	9 - 1:27.382	
5 - 1:30.264	10 - 1:26.050	
<b>9</b>	<b>Charles FRIPP</b>	Jaguar XK150
1 - 7:10.571	6 - 1:35.912	
2 - 1:55.301	7 - 1:32.368	
3 - 2:01.500	8 - 1:32.554	
4 - 2:05.132	9 - <b>1:31.764</b>	
5 - 1:42.847		
<b>12</b>	<b>Grahame BULL</b>	Jaguar XK150 FHC
1 - 6:45.620	6 - 1:28.504	11 - 1:27.939
2 - 1:35.597	7 - 1:28.385	
3 - 1:29.701	8 - <b>1:27.908</b>	
4 - 1:28.169	9 - 1:29.056	
5 - 1:28.962	10 - 1:28.416	
<b>14</b>	<b>Colin YOULE</b>	Jaguar XK120
1 - 7:19.882	6 - 1:35.824	
2 - 1:49.741	7 - 1:34.230	
3 - 1:35.760	8 - 1:33.754	
4 - 1:36.632	9 - <b>1:33.024</b>	
5 - 1:35.630	10 - 1:33.575	
<b>16</b>	<b>John ROBERTS</b>	Jaguar XK150
1 - 6:31.725	6 - 1:31.502	
2 - 1:41.360	7 - 1:32.463	
3 - 1:33.260	8 - 1:32.443	
4 - 1:33.118	9 - <b>1:31.442</b>	
5 - 1:33.365	10 - 1:32.551	

# Vredestein JEC Jaguar XK Championship

## QUALIFYING - LAP ANALYSIS

(contd.)

<b>17</b>	<b>David HALL</b>	Jaguar XK120
1 - 7:09.037	6 - 1:27.627	11 - 1:27.225
2 - 1:34.328	7 - 1:27.205	
3 - 1:30.353	8 - 1:27.298	
4 - <b>1:27.003</b>	9 - 1:27.261	
5 - 1:27.665	10 - 1:27.050	
<b>20</b>	<b>Michael O'SHEA</b>	Jaguar XK150
1 - 6:49.161	6 - 1:31.149	
2 - 1:45.570	7 - 1:31.414	
3 - 1:32.845	8 - 1:36.750	
4 - 1:28.942	9 - <b>1:28.811</b>	
5 - 1:32.244	10 - 1:32.414	
<b>22</b>	<b>Stewart COUCH</b>	Jaguar XK140
1 - 7:16.925	6 - 1:40.244	
2 - 1:50.668	7 - 1:40.647	
3 - 1:45.061	8 - 1:40.122	
4 - 1:42.200	9 - <b>1:38.312</b>	
5 - 1:41.372		
<b>23</b>	<b>Graham LOVE</b>	Jaguar XK150
1 - 7:18.730	6 - <b>1:33.355</b>	
2 - 1:43.704	7 - 1:33.646	
3 - 1:36.806	8 - 1:35.744	
4 - 1:34.739	9 - 1:35.070	
5 - 1:34.103	10 - 1:35.230	
<b>24</b>	<b>Trevor GROOM</b>	Jaguar XK140
1 - 7:23.725	6 - 1:27.188	
2 - 1:44.698	7 - 1:27.392	
3 - 1:29.500	8 - 1:27.596	
4 - 1:28.074		
5 - <b>1:26.978</b>		
<b>31</b>	<b>Roger WOODBRIDGE</b>	Jaguar XK120
1 - 7:22.341	6 - 1:36.991	
2 - 1:48.985	7 - <b>1:34.321</b>	
3 - 1:43.320	8 - 1:35.087	
4 - 1:40.957	9 - 1:36.895	
5 - 1:35.641		
<b>32</b>	<b>John CHISHOLM</b>	Jaguar XK120
1 - 7:03.647	6 - <b>1:26.155</b>	11 - 1:26.921
2 - 1:32.804	7 - 1:27.905	
3 - 1:29.747	8 - 1:27.184	
4 - 1:30.072	9 - 1:27.511	
5 - 1:31.063	10 - 1:26.473	

# Vredestein JEC Jaguar XK Championship

## QUALIFYING - LAP ANALYSIS

(contd.)

<b>33</b>	<b>Nigel WEBB</b>	Jaguar XK120
1 - 6:36.851	6 - 1:25.176	11 - 1:25.270
2 - 1:32.650	7 - 1:41.300	
3 - 1:25.661	8 - <b>1:24.767</b>	
4 - 1:36.356	9 - 1:25.398	
5 - 1:32.604	10 - 1:25.184	
<b>36</b>	<b>Nicholas WILKINS</b>	Jaguar XK120
1 - 7:27.971	6 - 1:43.146	
2 - 1:53.463	7 - <b>1:42.166</b>	
3 - 1:46.843	8 - 1:42.371	
4 - 1:47.529	9 - 1:42.894	
5 - 1:46.722		
<b>38</b>	<b>Kevin ZWOLINSKI</b>	Jaguar XK140
1 - 6:40.706	6 - 1:31.771	
2 - 1:45.229	7 - 1:31.385	
3 - 1:35.593	8 - <b>1:30.864</b>	
4 - 1:32.878	9 - 1:31.769	
5 - 1:33.426	10 - 1:32.426	
<b>42</b>	<b>Geoff OTTLEY</b>	Jaguar XK120
1 - 6:27.246	6 - 1:32.468	
2 - 1:41.543	7 - 1:32.538	
3 - 1:33.902	8 - 1:33.796	
4 - 1:32.728	9 - 1:33.657	
5 - 1:35.439	10 - <b>1:32.454</b>	
<b>43</b>	<b>Paul DE HAVILLAND</b>	Jaguar XK150
1 - 6:42.517		
2 - 1:46.134		
3 - <b>1:39.165</b>		
<b>44</b>	<b>Ron BURNS</b>	Jaguar XK140
1 - 7:13.479	6 - <b>1:34.164</b>	
2 - 1:46.173	7 - 1:35.923	
3 - 1:38.005	8 - 1:34.673	
4 - 1:36.863	9 - 1:37.935	
5 - 1:36.137	10 - 1:34.308	
<b>99</b>	<b>Christopher KEEN</b>	Jaguar XK120
1 - 6:35.918	6 - 1:34.800	
2 - 1:40.853	7 - 1:33.996	
3 - 1:34.715	8 - <b>1:32.571</b>	
4 - 1:32.997	9 - 1:38.158	
5 - 1:34.809	10 - 1:37.164	

# Vredestein JEC Jaguar XK Championship

## GRID - RACE 3

ROW 9	1:42.166 36 WILKINS		
ROW 8	1:38.312 22 COUCH	1:39.165 43 DE HAVILLAND	
ROW 7	1:33.355 23 LOVE	1:34.164 44 BURNS	1:34.321 31 WOODBRIDGE
ROW 6	1:32.571 99 KEEN	1:33.024 14 YOULE	
ROW 5	1:31.442 16 ROBERTS	1:31.764 9 FRIPP	1:32.454 42 OTTLEY
ROW 4	1:28.811 20 O'SHEA	1:30.864 38 ZWOLINSKI	
ROW 3	1:27.003 17 HALL	1:27.908 12 BULL	1:28.244 1 DODD
ROW 2	1:26.727 5 HACKETT	1:26.978 24 GROOM	
ROW 1	1:24.767 33 WEBB	1:25.460 7 ARCULUS	1:26.155 32 CHISHOLM
	POLE		

Nos 7, 22, 33 & 99 - Please Fit Transponders

Weather / Track : Sunny / Dry

These results are provisional until the conclusion of any judicial and technical matters.

Castle Combe

Circuit Length = 1.8500 miles.

Start: 09:17 End: 09:33

Clerk of Course:	Stewards:	Timekeeper:
------------------	-----------	-------------



# Vredestein JEC Jaguar XK Championship

## RACE CLASSIFICATION - RACE 3

POS	NO	CL	DRIVER	NAT	CAR	TIME	LAPS	GAP	MPH	BEST
1	33	D	<b>Nigel WEBB</b>		Jaguar XK120	14:23.721	10		77.10	1:24.222
2	32	D	<b>John CHISHOLM</b>		Jaguar XK120	14:28.390	10	4.669	76.69	1:24.898
3	1	D	<b>Graeme DODD</b>		Jaguar XK120	14:33.968	10	10.247	76.20	1:22.729
4	7	D	<b>Brian ARCULUS</b>		Jaguar XK120	14:50.517	10	26.796	74.78	1:27.346
5	5	D	<b>Richard HACKETT</b>		Jaguar XK120	14:50.683	10	26.962	74.77	1:26.834
6	12	C	<b>Grahame BULL</b>		Jaguar XK150 FHC	14:52.154	10	28.433	74.65	1:27.122
7	24	A	<b>Trevor GROOM</b>		Jaguar XK140	15:02.725	10	39.004	73.77	1:28.206
8	20	C	<b>Michael O'SHEA</b>		Jaguar XK150	15:18.290	10	54.569	72.52	1:29.746
9	9	C	<b>Charles FRIPP</b>		Jaguar XK150	15:30.240	10	1:06.519	71.59	1:31.161
10	38	B	<b>Kevin ZWOLINSKI</b>		Jaguar XK140	15:33.326	10	1:09.605	71.35	1:31.145
11	42	B	<b>Geoff OTTLEY</b>		Jaguar XK120	15:34.196	10	1:10.475	71.29	1:30.956
12	16	C	<b>John ROBERTS</b>		Jaguar XK150	15:36.069	10	1:12.348	71.14	1:31.341
13	14	C	<b>Colin YOULE</b>		Jaguar XK120	15:40.441	10	1:16.720	70.81	1:32.079
14	23	C	<b>Graham LOVE</b>		Jaguar XK150	14:33.664	9	1 LAP	68.60	1:33.933
15	44	C	<b>Ron BURNS</b>		Jaguar XK140	14:36.177	9	1 LAP	68.41	1:33.663
16	31	B	<b>Roger WOODBRIDGE</b>		Jaguar XK120	14:39.047	9	1 LAP	68.18	1:34.397
17	99	C	<b>Christopher KEEN</b>		Jaguar XK120	14:39.387	9	1 LAP	68.16	1:33.651
18	22	B	<b>Stewart COUCH</b>		Jaguar XK140	15:09.319	9	1 LAP	65.91	1:38.011

### NOT CLASSIFIED

17	C	<b>David HALL</b>		Jaguar XK120	10:30.918	7	D.N.F.	73.89	1:28.410
36	B	<b>Nicholas WILKINS</b>		Jaguar XK120	8:41.970	5	D.N.F.	63.79	1:38.155
43	A	<b>Paul DE HAVILLAND</b>		Jaguar XK150		0	D.N.F.	N/A	

### FASTEST LAP

1	D	<b>Graeme DODD</b>		Jaguar XK120	1:22.729	8	80.50mph	129.55kph
12	C	<b>Grahame BULL</b>		Jaguar XK150 FHC	1:27.122	3	76.44mph	123.02kph
24	A	<b>Trevor GROOM</b>		Jaguar XK140	1:28.206	7	75.50mph	121.51kph
42	B	<b>Geoff OTTLEY</b>		Jaguar XK120	1:30.956	6	73.22mph	117.83kph

Weather / Track : Sunny / Dry

These results are provisional until the conclusion of any judicial and technical matters.

Castle Combe

Circuit Length = 1.8500 miles.

Start: 14:07 End: 14:23

Clerk of Course:	Stewards:	Timekeeper:
------------------	-----------	-------------

# Vredestein JEC Jaguar XK Championship

## LAP CHART - RACE 3

Lap 1			Lap 2			Lap 3			Lap 4			Lap 5		
No	Behind	Laptime	No	Behind	Laptime	No	Behind	Laptime	No	Behind	Laptime	No	Behind	Laptime
33		1:30.525	33		1:24.222	33		1:25.284	33		1:24.740	33		1:25.722
7	3.062	1:33.587	32	3.884	1:24.898	32	3.634	1:25.034	32	4.218	1:25.324	32	4.563	1:26.067
32	3.208	1:33.733	7	7.177	1:28.337	7	9.239	1:27.346	7	12.454	1:27.955	7	14.689	1:27.957
5	3.919	1:34.444	5	8.047	1:28.350	5	9.597	1:26.834	5	12.782	1:27.925	5	15.026	1:27.966
17	6.119	1:36.644	12	11.225	1:29.036	12	13.063	1:27.122	12	15.675	1:27.352	12	17.246	1:27.293
12	6.411	1:36.936	17	11.544	1:29.647	17	15.101	1:28.841	17	18.771	1:28.410	1	21.720	1:23.123
24	6.876	1:37.401	24	11.979	1:29.325	24	15.446	1:28.751	24	19.061	1:28.355	17	21.986	1:28.937
20	8.026	1:38.551	20	15.388	1:31.584	20	19.850	1:29.746	1	24.319	1:23.181	24	22.272	1:28.933
38	9.969	1:40.494	38	17.372	1:31.625	38	23.233	1:31.145	20	25.373	1:30.263	20	30.553	1:30.902
1	10.096	1:40.621	9	19.191	1:32.245	1	25.878	1:27.255	38	30.552	1:32.059	38	36.980	1:32.150
9	11.168	1:41.693	42	20.019	1:31.546	9	26.608	1:32.701	9	33.898	1:32.030	9	39.337	1:31.161
42	12.695	1:43.220	16	20.998	1:31.952	42	27.314	1:32.579	42	34.945	1:32.371	42	41.158	1:31.935
16	13.268	1:43.793	14	23.026	1:33.311	16	28.163	1:32.449	16	35.440	1:32.017	16	41.472	1:31.754
14	13.937	1:44.462	1	23.907	1:38.033	14	31.187	1:33.445	14	38.526	1:32.079	14	45.120	1:32.316
31	15.324	1:45.849	31	25.499	1:34.397	31	35.375	1:35.160	31	46.892	1:36.257	31	57.021	1:35.851
44	17.184	1:47.709	44	26.625	1:33.663	44	35.840	1:34.499	44	47.273	1:36.173	23	57.258	1:35.549
23	17.700	1:48.225	23	27.411	1:33.933	23	36.165	1:34.038	23	47.431	1:36.006	44	57.902	1:36.351
22	19.794	1:50.319	99	30.934	1:34.985	99	39.301	1:33.651	99	48.466	1:33.905	99	58.237	1:35.493
99	20.171	1:50.696	22	33.583	1:38.011	22	46.607	1:38.308	22	1:00.711	1:38.844	22	1:13.324	1:38.335
36	21.023	1:51.548	36	34.956	1:38.155	36	50.228	1:40.556	36	1:09.460	1:43.972			

# Vredestein JEC Jaguar XK Championship

## LAP CHART - RACE 3

(contd.)

Lap 6			Lap 7			Lap 8			Lap 9			Lap 10		
No	Behind	Laptime	No	Behind	Laptime	No	Behind	Laptime	No	Behind	Laptime	No	Behind	Laptime
33		1:25.411	33		1:26.307	33		1:26.307	33		1:28.573	33		1:26.630
32	4.582	1:25.430	22	1 LAP	1:39.541	32	5.262	1:26.929	44	1 LAP	1:38.090	32	4.669	1:27.994
36	1 LAP	1:47.739	32	4.640	1:26.365	22	1 LAP	1:41.050	32	3.305	1:26.616	23	1 LAP	1:36.960
7	17.138	1:27.860	7	19.856	1:29.025	1	16.512	1:22.729	31	1 LAP	1:40.887	1	10.247	1:24.996
5	17.386	1:27.771	5	20.077	1:28.998	7	22.151	1:28.602	99	1 LAP	1:40.380	44	1 LAP	1:37.117
12	19.737	1:27.902	1	20.090	1:24.020	5	22.495	1:28.725	1	11.881	1:23.942	31	1 LAP	1:37.633
1	22.377	1:26.068	12	22.787	1:29.357	12	24.873	1:28.393	5	24.520	1:30.598	99	1 LAP	1:37.781
17	26.047	1:29.472	17	28.707	1:28.967	24	31.676	1:28.690	7	24.840	1:31.262	7	26.796	1:28.586
24	27.394	1:30.533	24	29.293	1:28.206	20	45.789	1:32.535	12	26.653	1:30.353	5	26.962	1:29.072
20	35.295	1:30.153	20	39.561	1:30.573	9	57.947	1:33.882	22	1 LAP	1:43.473	12	28.433	1:28.410
38	43.285	1:31.716	38	49.791	1:32.813	38	1:00.933	1:37.449	24	33.580	1:30.477	24	39.004	1:32.054
9	45.263	1:31.337	9	50.372	1:31.416	42	1:01.309	1:35.243	20	49.485	1:32.269	22	1 LAP	1:41.438
42	46.703	1:30.956	42	52.373	1:31.977	16	1:01.646	1:35.107	9	1:00.787	1:31.413	20	54.569	1:31.714
16	47.402	1:31.341	16	52.846	1:31.751	14	1:06.478	1:33.191	38	1:04.268	1:31.908	9	1:06.519	1:32.362
14	52.562	1:32.853	14	59.594	1:33.339	23	1:28.186	1:37.098	42	1:05.276	1:32.540	38	1:09.605	1:31.967
31	1:07.660	1:36.050	23	1:17.395	1:35.794				16	1:05.880	1:32.807	42	1:10.475	1:31.829
23	1:07.908	1:36.061	31	1:18.316	1:36.963				14	1:10.458	1:32.553	16	1:12.348	1:33.098
44	1:08.624	1:36.133	44	1:18.759	1:36.442							14	1:16.720	1:32.892
99	1:08.897	1:36.071	99	1:19.015	1:36.425									

# Fuelforce Classic Clubmans

## QUALIFYING - RACE 4

POS	NO	CL	DRIVER	NAT	CAR	TIME	LAPS	GAP	MPH
1	1	A	Peter HARPER		mallock MK20B	1:09.823	9		95.38
2	17	A	Mike EVANS		Mallock MK16	1:09.856	13	0.033	95.33
3	2	A	Ray HARPER		Phantom P79	1:10.122	10	0.299	94.97
4	11	A	David CHILDS		Phantom P79	1:10.163	11	0.340	94.92
5	3	A	Mike HICKSON		Mallock MK20B	1:10.255	12	0.432	94.79
6	34	A	Anthony DENHAM		Doris CKM	1:11.218	10	1.395	93.51
7	30	A	Malcolm JACKSON		Mallock MK20B	1:11.490	12	1.667	93.16
8	5	A	Gavin CHILDS		Gryphon C73/75	1:13.365	12	3.542	90.77
9	27	A	Finley BASON		Myers Special	1:13.483	12	3.660	90.63
10	6	A	Geoff COGAN		Gryphon C73	1:13.688	11	3.865	90.38
11	13	A	Darren GREEN		Mallock Mk19	1:13.750	13	3.927	90.30
12	33	A	Graham ONION		Mallock 14E	1:15.004	12	5.181	88.79
13	93	D	Richard HYPER		RAE TE1	1:15.798	12	5.975	87.86
14	44	B	Ian MITCHELL		IM Mk1	1:15.950	12	6.127	87.68
15	65	B	David BAIN		Mallock MK11B	1:17.573	12	7.750	85.85
16	68	B	Dave FACER		Mallock MK18 BW	1:17.963	12	8.140	85.42
17	60	B	Steven CHAPLIN		Mallock MK14	1:18.003	11	8.180	85.38
18	69	B	Alan DAVENPORT		Mallock MK18	1:19.130	12	9.307	84.16
19	7	A	Reg POWELL		Gryphon C73 Pink Panther	1:19.156	4	9.333	84.13
20	23	B	Paul MORRIS		Mallock MK20B	1:22.840	10	13.017	80.39
21	40	B	Neville McKAY		Mallock Mk20	1:23.901	11	14.078	79.37
22	97	D	Alan WHITE-ALDWORTH		Mallock 18BW	1:24.528	9	14.705	78.79
23	82	D	Stephen CLAMP		Drat F1300	2:14.407	3	1:04.584	49.55

No 7 - Please Fit Transponder

No 27 - Please fit side number

- Weather / Track : Sunny / Dry

These results are provisional until the conclusion of any judicial and technical matters.

Castle Combe

Circuit Length = 1.8500 miles.

Start: 09:37 End: 09:53

Clerk of Course:	Stewards:	Timekeeper:
------------------	-----------	-------------

# Fuelforce Classic Clubmans

## QUALIFYING - LAP ANALYSIS

<b>1</b>	<b>Peter HARPER</b>	mallock MK20B		
	1 - 3:24.334	6 - 1:10.904		
	2 - 1:24.009	7 - 1:17.254		
	3 - 1:13.153	8 - 1:11.282		
	4 - 1:20.574	9 - 2:02.799P		
	5 - <b>1:09.823</b>			
<b>2</b>	<b>Ray HARPER</b>	Phantom P79		
	1 - 3:25.877	6 - 1:13.972		
	2 - 2:11.311P	7 - 1:13.147		
	3 - 4:41.353	8 - 1:12.399		
	4 - 1:18.437	9 - <b>1:10.122</b>		
	5 - 1:14.418	10 - 1:11.506		
<b>3</b>	<b>Mike HICKSON</b>	Mallock MK20B		
	1 - 4:01.231	6 - 1:14.911	11 - 1:11.509	
	2 - 1:49.655	7 - 1:14.472	12 - 1:11.211	
	3 - 1:26.477	8 - 1:12.622		
	4 - 1:13.177	9 - <b>1:10.255</b>		
	5 - 1:11.974	10 - 1:12.797		
<b>5</b>	<b>Gavin CHILDS</b>	Gryphon C73/75		
	1 - 3:56.870	6 - 1:16.591	11 - 1:18.661	
	2 - 1:38.853	7 - 1:17.370	12 - 1:17.318	
	3 - 1:23.893	8 - 1:14.141		
	4 - 1:22.482	9 - 1:14.146		
	5 - 1:18.415	10 - <b>1:13.365</b>		
<b>6</b>	<b>Geoff COGAN</b>	Gryphon C73		
	1 - 3:43.941	6 - 1:17.453	11 - 1:17.903	
	2 - 1:44.452	7 - 1:19.821		
	3 - 1:28.535	8 - 1:14.739		
	4 - 1:20.363	9 - <b>1:13.688</b>		
	5 - 1:20.606	10 - 1:13.911		
<b>7</b>	<b>Reg POWELL</b>	Gryphon C73 Pink Panther		
	1 - 3:45.751			
	2 - 1:35.740			
	3 - 1:24.025			
	4 - <b>1:19.156</b>			
<b>11</b>	<b>David CHILDS</b>	Phantom P79		
	1 - 3:57.659	6 - 1:13.124	11 - 1:11.466	
	2 - 1:38.861	7 - 1:13.579		
	3 - 1:23.220	8 - 1:11.712		
	4 - 1:20.589	9 - 1:10.919		
	5 - 1:13.400	10 - <b>1:10.163</b>		

No 7 - Please Fit Transponder  
No 27 - Please fit side number

- Weather / Track : Sunny / Dry

Castle Combe  
Circuit Length = 1.8500 miles.  
Start: 09:37 End: 09:53

# Fuelforce Classic Clubmans QUALIFYING - LAP ANALYSIS

(contd.)

<b>13</b>	<b>Darren GREEN</b>	Mallock Mk19			
1 -	3:36.415	6 -	1:14.566	11 -	1:13.797
2 -	1:30.005	7 -	1:15.057	12 -	1:14.294
3 -	1:20.471	8 -	1:14.201	13 -	1:14.305
4 -	1:15.793	9 -	1:13.826		
5 -	<b>1:13.750</b>	10 -	1:14.065		
<b>17</b>	<b>Mike EVANS</b>	Mallock MK16			
1 -	3:51.035	6 -	1:12.257	11 -	1:17.994
2 -	1:34.582	7 -	1:10.061	12 -	1:10.113
3 -	1:18.540	8 -	1:12.597	13 -	<b>1:09.856</b>
4 -	1:14.920	9 -	1:12.391		
5 -	1:12.031	10 -	1:10.466		
<b>23</b>	<b>Paul MORRIS</b>	Mallock MK20B			
1 -	4:08.512	6 -	1:26.080		
2 -	2:03.491	7 -	1:25.279		
3 -	1:46.368	8 -	<b>1:22.840</b>		
4 -	1:27.911	9 -	1:23.208		
5 -	1:28.430	10 -	1:25.637		
<b>27</b>	<b>Finley BASON</b>	Myers Special			
1 -	4:22.100	6 -	1:16.072	11 -	<b>1:13.483</b>
2 -	1:39.261	7 -	1:14.551	12 -	1:13.917
3 -	1:20.495	8 -	1:17.956		
4 -	1:16.496	9 -	1:14.746		
5 -	1:14.929	10 -	1:14.341		
<b>30</b>	<b>Malcolm JACKSON</b>	Mallock MK20B			
1 -	3:54.621	6 -	1:13.139	11 -	1:12.116
2 -	1:38.083	7 -	1:12.203	12 -	1:18.040
3 -	1:17.530	8 -	1:12.418		
4 -	1:14.388	9 -	<b>1:11.490</b>		
5 -	1:12.746	10 -	1:12.815		
<b>33</b>	<b>Graham ONION</b>	Mallock 14E			
1 -	3:35.702	6 -	1:15.801	11 -	1:17.629
2 -	1:31.411	7 -	1:17.148	12 -	1:15.140
3 -	1:21.614	8 -	1:16.699		
4 -	1:19.487	9 -	<b>1:15.004</b>		
5 -	1:17.033	10 -	1:16.732		
<b>34</b>	<b>Anthony DENHAM</b>	Doris CKM			
1 -	3:40.951	6 -	1:13.612		
2 -	1:31.733	7 -	1:13.482		
3 -	1:19.221	8 -	1:14.920		
4 -	1:17.635	9 -	1:12.803		
5 -	1:15.928	10 -	<b>1:11.218</b>		

No 7 - Please Fit Transponder  
No 27 - Please fit side number

- Weather / Track : Sunny / Dry

Castle Combe  
Circuit Length = 1.8500 miles.  
Start: 09:37 End: 09:53

# Fuelforce Classic Clubmans QUALIFYING - LAP ANALYSIS

(contd.)

<b>40</b>	<b>Neville McKAY</b>	Mallock Mk20
1 - 3:34.886	6 - 1:30.345	11 - <b>1:23.901</b>
2 - 1:48.351	7 - 1:28.982	
3 - 1:34.637	8 - 1:27.136	
4 - 1:32.823	9 - 1:24.703	
5 - 1:29.447	10 - 1:27.722	
<b>44</b>	<b>Ian MITCHELL</b>	IM Mk1
1 - 3:32.322	6 - 1:18.646	11 - 1:19.275
2 - 1:33.230	7 - 1:17.971	12 - <b>1:15.950</b>
3 - 1:23.895	8 - 1:16.702	
4 - 1:22.556	9 - 1:18.264	
5 - 1:18.955	10 - 1:16.467	
<b>60</b>	<b>Steven CHAPLIN</b>	Mallock MK14
1 - 4:02.124	6 - 1:25.751	11 - 1:19.814
2 - 1:50.123	7 - 1:19.552	
3 - 1:28.033	8 - 1:18.637	
4 - 1:23.100	9 - <b>1:18.003</b>	
5 - 1:20.073	10 - 1:18.950	
<b>65</b>	<b>David BAIN</b>	Mallock MK11B
1 - 3:40.249	6 - 1:25.260	11 - 1:18.135
2 - 1:40.738	7 - 1:22.314	12 - <b>1:17.573</b>
3 - 1:27.433	8 - 1:20.954	
4 - 1:25.093	9 - 1:18.603	
5 - 1:23.435	10 - 1:18.277	
<b>68</b>	<b>Dave FACER</b>	Mallock MK18 BW
1 - 3:49.599	6 - 1:21.349	11 - 1:18.832
2 - 1:42.232	7 - 1:19.469	12 - 1:18.619
3 - 1:26.649	8 - 1:20.218	
4 - 1:21.695	9 - 1:19.072	
5 - 1:20.833	10 - <b>1:17.963</b>	
<b>69</b>	<b>Alan DAVENPORT</b>	Mallock MK18
1 - 3:23.843	6 - 1:21.577	11 - 1:24.167
2 - 1:32.664	7 - <b>1:19.130</b>	12 - 1:20.448
3 - 1:27.140	8 - 1:19.866	
4 - 1:25.282	9 - 1:19.844	
5 - 1:21.734	10 - 1:20.609	
<b>82</b>	<b>Stephen CLAMP</b>	Drat F1300
1 - 4:07.713		
2 - 2:20.637		
3 - <b>2:14.407</b>		

No 7 - Please Fit Transponder  
No 27 - Please fit side number

- Weather / Track : Sunny / Dry

Castle Combe  
Circuit Length = 1.8500 miles.  
Start: 09:37 End: 09:53

# Fuelforce Classic Clubmans QUALIFYING - LAP ANALYSIS

(contd.)

<b>93</b>	<b>Richard HYPER</b>	<b>RAE TE1</b>
1 - 3:53.165	6 - 1:20.749	11 - 1:18.617
2 - 1:39.467	7 - 1:19.603	12 - 1:19.545
3 - 1:26.603	8 - 1:18.766	
4 - 1:22.087	9 - 1:17.812	
5 - 1:21.020	10 - <b>1:15.798</b>	
<b>97</b>	<b>Alan WHITE-ALDWORTH</b>	<b>Mallock 18BW</b>
1 - 4:35.495	6 - 1:26.597	
2 - 1:55.147	7 - <b>1:24.528</b>	
3 - 1:38.083	8 - 1:27.632	
4 - 1:35.765	9 - 1:47.936P	
5 - 1:28.773		



# Fuelforce Classic Clubmans

## GRID - RACE 4

ROW 12		2:14.407 82 CLAMP	
ROW 11	40	1:23.901 McKAY	97 1:24.528 WHITE-ALDWORTH
ROW 10		1:19.156 7 POWELL	23 1:22.840 MORRIS
ROW 9	60	1:18.003 CHAPLIN	69 1:19.130 DAVENPORT
ROW 8		1:17.573 65 BAIN	68 1:17.963 FACER
ROW 7	93	1:15.798 HYPER	44 1:15.950 MITCHELL
ROW 6		1:13.750 13 GREEN	33 1:15.004 ONION
ROW 5	27	1:13.483 BASON	6 1:13.688 COGAN
ROW 4		1:11.490 30 JACKSON	5 1:13.365 CHILDS
ROW 3	3	1:10.255 HICKSON	34 1:11.218 DENHAM
ROW 2		1:10.122 2 HARPER	11 1:10.163 CHILDS
ROW 1	1	1:09.823 HARPER	17 1:09.856 EVANS
<b>POLE</b>			

**No 7 - Please Fit Transponder**  
**No 27 - Please fit side number**      - Weather / Track : Sunny / Dry  
**These results are provisional until the conclusion of any judicial and technical matters.**

Castle Combe  
 Circuit Length = 1.8500 miles.  
 Start: 09:37    End: 09:53

Clerk of Course:	Stewards:	Timekeeper:
------------------	-----------	-------------

## Fuelforce Classic Clubmans RACE CLASSIFICATION - RACE 4

POS	NO	CL	DRIVER	NAT	CAR	TIME	LAPS	GAP	MPH	BEST
1	17	A	Mike EVANS		Mallock MK16	12:23.103	10		89.62	1:12.013
2	2	A	Ray HARPER		Phantom P79	12:25.276	10	2.173	89.36	1:12.511
3	3	A	Mike HICKSON		Mallock MK20B	12:25.373	10	2.270	89.35	1:12.393
4	30	A	Malcolm JACKSON		Mallock MK20B	12:29.824	10	6.721	88.82	1:11.474
5	13	A	Darren GREEN		Mallock Mk19	12:32.501	10	9.398	88.50	1:12.952
6	5	A	Gavin CHILDS		Gryphon C73/75	12:35.625	10	12.522	88.13	1:14.020
7	33	A	Graham ONION		Mallock 14E	12:35.820	10	12.717	88.11	1:13.831
8	6	A	Geoff COGAN		Gryphon C73	12:36.553	10	13.450	88.03	1:14.142
9	44	B	Ian MITCHELL		IM Mk1	13:12.143	10	49.040	84.07	1:16.849
10	68	B	Dave FACER		Mallock MK18 BW	13:12.413	10	49.310	84.04	1:17.023
11	65	B	David BAIN		Mallock MK11B	13:17.811	10	54.708	83.47	1:17.192
12	60	B	Steven CHAPLIN		Mallock MK14	13:40.160	10	1:17.057	81.20	1:19.693
13	69	B	Alan DAVENPORT		Mallock MK18	13:41.945	10	1:18.842	81.02	1:18.763
14	97	D	Alan WHITE-ALDWORTH		Mallock 18BW	12:31.308	9	1 LAP	79.78	1:20.470
15	23	B	Paul MORRIS		Mallock MK20B	12:42.873	9	1 LAP	78.57	1:22.618
16	40	B	Neville McKAY		Mallock Mk20	13:23.269	9	1 LAP	74.62	1:24.121

### NOT CLASSIFIED

34	A	Anthony DENHAM		Doris CKM	9:15.328	7	D.N.F.	83.95	1:13.802
93	D	Richard HYPER		RAE TE1	6:45.291	5	D.N.F.	82.16	1:17.477
82	D	Stephen CLAMP		Drat F1300	6:54.995	4	D.N.F.	64.19	1:39.014
7	A	Reg POWELL		Gryphon C73 Pink Panther	2:45.624	2	D.N.F.	80.42	1:17.601
1	A	Peter HARPER		mallock MK20B		0	D.N.F.	N/A	

### FASTEST LAP

30	A	Malcolm JACKSON		Mallock MK20B	1:11.474	6	93.18mph	149.95kph
44	B	Ian MITCHELL		IM Mk1	1:16.849	9	86.66mph	139.47kph
93	D	Richard HYPER		RAE TE1	1:17.477	5	85.96mph	138.34kph

Weather / Track : Sunny / Dry

These results are provisional until the conclusion of any judicial and technical matters.

Castle Combe

Circuit Length = 1.8500 miles.

Start: 14:35 End: 14:49

Clerk of Course:	Stewards:	Timekeeper:
------------------	-----------	-------------

# Fuelforce Classic Clubmans

## LAP CHART - RACE 4

Lap 1			Lap 2			Lap 3			Lap 4			Lap 5		
No	Behind	Laptime	No	Behind	Laptime	No	Behind	Laptime	No	Behind	Laptime	No	Behind	Laptime
2		1:21.486	2		1:14.732	2		1:14.137	2		1:15.628	2		1:13.228
5	0.413	1:21.899	3	0.296	1:14.491	3	0.876	1:14.717	3	0.197	1:14.949	17	0.709	1:12.295
3	0.537	1:22.023	17	0.637	1:13.710	17	1.248	1:14.748	17	1.642	1:16.022	3	1.297	1:14.328
34	0.868	1:22.354	5	2.211	1:16.530	30	1.605	1:13.310	34	2.181	1:15.844	13	2.129	1:12.952
13	1.395	1:22.881	34	2.300	1:16.164	34	1.965	1:13.802	13	2.405	1:15.038	34	2.894	1:13.941
17	1.659	1:23.145	30	2.432	1:15.070	13	2.995	1:14.141	5	3.196	1:15.233	30	3.165	1:12.506
30	2.094	1:23.580	13	2.991	1:16.328	5	3.591	1:15.517	33	3.651	1:15.327	5	4.669	1:14.701
33	3.065	1:24.551	33	3.602	1:15.269	33	3.952	1:14.487	6	3.816	1:15.156	33	4.836	1:14.413
6	3.478	1:24.964	6	3.859	1:15.113	6	4.288	1:14.566	30	3.887	1:17.910	6	5.078	1:14.490
7	6.537	1:28.023	7	9.406	1:17.601	44	18.147	1:21.061	82	1 LAP	1:45.350	44	25.650	1:18.082
44	7.167	1:28.653	44	11.223	1:18.788	93	19.061	1:21.243	44	20.796	1:18.277	93	26.080	1:17.477
93	8.660	1:30.146	93	11.955	1:18.027	68	19.351	1:20.502	93	21.831	1:18.398	68	26.588	1:17.605
68	8.812	1:30.298	68	12.986	1:18.906	60	20.984	1:20.632	68	22.211	1:18.488	65	31.170	1:18.354
60	9.528	1:31.014	60	14.489	1:19.693	65	21.536	1:19.949	65	26.044	1:20.136	60	34.080	1:20.827
65	10.943	1:32.429	65	15.724	1:19.513	23	29.113	1:23.844	60	26.481	1:21.125	82	1 LAP	1:42.655
23	11.387	1:32.873	23	19.406	1:22.751	69	29.815	1:24.053	23	36.926	1:23.441	69	44.818	1:20.936
69	12.020	1:33.506	69	19.899	1:22.611	97	33.905	1:21.644	69	37.110	1:22.923	23	47.462	1:23.764
40	16.501	1:37.987	97	26.398	1:21.283	40	42.782	1:27.470	97	39.175	1:20.898	97	47.900	1:21.953
97	19.847	1:41.333	40	29.449	1:27.680				40	51.275	1:24.121	40	1:04.695	1:26.648
82	26.490	1:47.976	82	50.772	1:39.014									

# Fuelforce Classic Clubmans

## LAP CHART - RACE 4

(contd.)

Lap 6			Lap 7			Lap 8			Lap 9			Lap 10		
No	Behind	Laptime	No	Behind	Laptime	No	Behind	Laptime	No	Behind	Laptime	No	Behind	Laptime
2		1:12.511	2		1:13.195	17		1:12.359	17		1:13.119	17		1:12.604
17	0.211	1:12.013	17	0.104	1:13.088	2	1.470	1:13.933	2	1.402	1:13.051	2	2.173	1:13.375
3	1.707	1:12.921	3	0.905	1:12.393	3	1.555	1:13.113	3	1.708	1:13.272	3	2.270	1:13.166
30	2.128	1:11.474	13	5.676	1:16.024	13	6.479	1:13.266	23	1 LAP	1:24.941	30	6.721	1:12.452
13	2.847	1:13.229	30	5.879	1:16.946	30	6.726	1:13.310	30	6.873	1:13.266	97	1 LAP	1:20.924
5	6.740	1:14.582	5	8.154	1:14.609	5	9.711	1:14.020	13	8.088	1:14.728	13	9.398	1:13.914
6	7.169	1:14.602	6	8.291	1:14.317	6	9.970	1:14.142	5	10.764	1:14.172	5	12.522	1:14.362
33	7.815	1:15.490	33	8.986	1:14.366	33	10.354	1:13.831	6	11.041	1:14.190	33	12.717	1:14.165
34	8.887	1:18.504	40	1 LAP	1:31.989	40	1 LAP	1:28.442	33	11.156	1:13.921	6	13.450	1:15.013
44	31.929	1:18.790	34	30.411	1:34.719P	44	40.396	1:17.032	40	1 LAP	1:29.411	23	1 LAP	1:25.598
68	32.232	1:18.155	44	35.827	1:17.093	68	40.857	1:17.101	44	44.126	1:16.849	44	49.040	1:17.518
65	36.691	1:18.032	68	36.219	1:17.182	65	45.875	1:17.294	68	44.761	1:17.023	68	49.310	1:17.153
60	42.151	1:20.582	65	41.044	1:17.548	60	58.785	1:21.395	65	49.948	1:17.192	65	54.708	1:17.364
69	53.000	1:20.693	60	49.853	1:20.897	69	1:06.387	1:19.296	60	1:07.266	1:21.600	40	1 LAP	1:29.521
97	56.352	1:20.963	69	59.554	1:19.749	97	1:13.004	1:21.840	69	1:12.031	1:18.763	60	1:17.057	1:22.395
23	57.994	1:23.043	97	1:03.627	1:20.470							69	1:18.842	1:19.415
			23	1:07.417	1:22.618									

# National Mobile Windscreens Castle Combe Saloon

## QUALIFYING - RACE 5

POS	NO	CL	DRIVER	NAT	CAR	TIME	LAPS	GAP	MPH
1	98	A	Mark WYATT		Vauxhall Astra	1:17.805	12		85.59
2	65	A	Ilsa COX		Peugeot 206 Gti	1:18.056	8	0.251	85.32
3	91	A	Gary PREBBLE		Rover 220 Coupe Turbo	1:18.244	12	0.439	85.11
4	88	A	David URQUHART		Peugeot 205 Gti	1:18.447	12	0.642	84.89
5	68	A	Nick MIZEN		Rover 220 Turbo Coupe	1:18.930	10	1.125	84.37
6	82	A	Ben URQUHART		Peugeot 205 Gti	1:19.273	12	1.468	84.01
7	99	A	Ian CRAIG		BMW M3	1:20.290	11	2.485	82.94
8	60	B	Paul GARDNER		Citroen Saxo VTS	1:20.373	12	2.568	82.86
9	95	A	Crispin THOMAS		BMW M3	1:20.483	11	2.678	82.75
10	93	A	Lindsay WARD		Lancia Thema 16V Turbo	1:20.559	11	2.754	82.67
11	5	C	Anthony MACWHIRTER		Vauxhall Corsa Sri	1:20.845	12	3.040	82.38
12	41	B	David MEARS		Peugeot 205 Gti	1:21.687	11	3.882	81.53
13	66	A	Brian COX		Peugeot 206 Gti	1:21.804	4	3.999	81.41
14	58	B	C WHITCOMBE		Peugeot 205 Gti	1:22.221	11	4.416	81.00
15	44	B	Tony PHARO		Peugeot 205	1:22.381	11	4.576	80.84
16	83	A	Alex FERGUSON		Peugeot 205 Gti	1:22.387	11	4.582	80.83
17	96	A	Robert BALLARD		Vauxhall Astra Sri	1:22.867	5	5.062	80.37
18	62	A	Julian ELLISON		Volvo S40 T4	1:23.100	3	5.295	80.14
19	47	B	Simon SPEARING		Peugeot 205	1:23.311	10	5.506	79.94
20	69	A	Daniel LADE		Volkswagon Golf Gti	1:23.383	11	5.578	79.87
21	77	A	Damian GRAY		Volkswagen Vento VR6	1:24.777	11	6.972	78.55
22	84	A	Darren FERGUSON		Peugeot 205 Gti	1:25.595	11	7.790	77.80
23	79	A	Lloyd EDWARDS		Ford Focus RS	1:26.636	10	8.831	76.87
24	4	C	Simon GONSALVES		Vauxhall Corsa Sri	1:26.873	8	9.068	76.66
25	52	B	Anthony SMITH		Ford Fiesta	1:29.001	10	11.196	74.83
26	29	C	Sebastien COMERY		Peugeot 205 Gti	1:33.025	10	15.220	71.59
27	10	C	Matt SKIDMORE		Rover Mini	1:34.695	10	16.890	70.33
28	86	A	Michael RICHARDSON		BMW M3 GT	1:35.629	2	17.824	69.64
29	8	C	R POYNTER-BROWN		Vauxhall Corsa	1:38.853	5	21.048	67.37

Nos 10, 29 & 79 - Please Fit Transponder

Weather / Track : Sunny / Dry

These results are provisional until the conclusion of any judicial and technical matters.

Castle Combe

Circuit Length = 1.8500 miles.

Start: 10:03 End: 10:18

Clerk of Course:	Stewards:	Timekeeper:
------------------	-----------	-------------

## National Mobile Windscreens Castle Combe Saloon QUALIFYING - LAP ANALYSIS

<b>4</b>	<b>Simon GONSALVES</b>	Vauxhall Corsa Sri
1 - 8:01.353	6 - <b>1:26.873</b>	
2 - 1:35.518	7 - 1:43.403P	
3 - 1:30.815	8 - 4:15.692	
4 - 1:27.486		
5 - 1:28.110		
<b>5</b>	<b>Anthony MACWHIRTER</b>	Vauxhall Corsa Sri
1 - 7:59.394	6 - 1:21.197	11 - 1:22.275
2 - 1:31.045	7 - 1:21.822	12 - 1:23.403
3 - 1:22.452	8 - 1:22.006	
4 - 1:21.653	9 - 1:21.092	
5 - 1:21.767	10 - <b>1:20.845</b>	
<b>8</b>	<b>R POYNTER-BROWN</b>	Vauxhall Corsa
1 - 8:36.188		
2 - 1:54.597		
3 - 1:49.110		
4 - 1:42.870		
5 - <b>1:38.853</b>		
<b>10</b>	<b>Matt SKIDMORE</b>	Rover Mini
1 - 8:48.116	6 - 1:34.890	
2 - 1:47.586	7 - 1:35.796	
3 - 1:40.690	8 - 1:35.009	
4 - 1:36.215	9 - 1:35.839	
5 - 1:36.639	10 - <b>1:34.695</b>	
<b>29</b>	<b>Sebastien COMERY</b>	Peugeot 205 Gti
1 - 8:56.878	6 - 1:34.425	
2 - 1:41.759	7 - <b>1:33.025</b>	
3 - 1:34.429	8 - 1:34.716	
4 - 1:33.282	9 - 1:40.386	
5 - 1:33.421	10 - 1:34.960	
<b>41</b>	<b>David MEARS</b>	Peugeot 205 Gti
1 - 8:55.494	6 - 1:22.729	11 - 1:26.127
2 - 1:42.166	7 - 1:21.859	
3 - 1:28.664	8 - 1:21.884	
4 - 1:25.166	9 - <b>1:21.687</b>	
5 - 1:23.392	10 - 1:26.858	
<b>44</b>	<b>Tony PHARO</b>	Peugeot 205
1 - 8:51.239	6 - 1:23.068	11 - 1:22.770
2 - 1:44.711	7 - 1:23.618	
3 - 1:29.522	8 - <b>1:22.381</b>	
4 - 1:26.276	9 - 1:23.056	
5 - 1:24.237	10 - 1:22.592	

# National Mobile Windscreens Castle Combe Saloon QUALIFYING - LAP ANALYSIS

(contd.)

<b>47</b>	<b>Simon SPEARING</b>	Peugeot 205
1 - 8:17.448	6 - 1:24.527	
2 - 1:51.515P	7 - 1:23.649	
3 - 3:41.511	8 - <b>1:23.311</b>	
4 - 1:23.715	9 - 1:23.568	
5 - 1:23.861	10 - 1:23.703	
<b>52</b>	<b>Anthony SMITH</b>	Ford Fiesta
1 - 8:41.692	6 - 1:29.412	
2 - 1:39.193	7 - 1:30.522	
3 - 1:32.623	8 - 1:32.399	
4 - 1:30.314	9 - 1:29.249	
5 - 1:31.430	10 - <b>1:29.001</b>	
<b>58</b>	<b>C WHITCOMBE</b>	Peugeot 205 Gti
1 - 8:32.057	6 - 1:22.763	11 - 1:22.671
2 - 1:39.150	7 - <b>1:22.221</b>	
3 - 1:23.871	8 - 1:30.529	
4 - 1:22.890	9 - 1:23.243	
5 - 1:22.544	10 - 1:22.923	
<b>60</b>	<b>Paul GARDNER</b>	Citroen Saxo VTS
1 - 8:13.082	6 - 1:23.890	11 - 1:20.606
2 - 1:36.376	7 - 1:20.724	12 - 1:22.394
3 - 1:25.120	8 - 1:21.170	
4 - 1:23.014	9 - <b>1:20.373</b>	
5 - 1:22.862	10 - 1:20.547	
<b>62</b>	<b>Julian ELLISON</b>	Volvo S40 T4
1 - 8:05.825		
2 - 1:33.852		
3 - <b>1:23.100</b>		
<b>65</b>	<b>Ilsa COX</b>	Peugeot 206 Gti
1 - 8:15.051	6 - 1:32.486	
2 - 1:32.644	7 - <b>1:18.056</b>	
3 - 1:18.265	8 - 1:18.599	
4 - 1:18.686		
5 - 1:20.187		
<b>66</b>	<b>Brian COX</b>	Peugeot 206 Gti
1 - 8:25.274		
2 - 1:35.556		
3 - <b>1:21.804</b>		
4 - 1:21.933		

# National Mobile Windscreens Castle Combe Saloon QUALIFYING - LAP ANALYSIS

(contd.)

<b>68</b>	<b>Nick MIZEN</b>	Rover 220 Turbo Coupe
1 - 8:24.520	6 - 1:19.744	
2 - 1:33.897	7 - 1:19.358	
3 - <b>1:18.930</b>	8 - 1:23.457	
4 - 1:21.616	9 - 1:20.382	
5 - 1:21.986	10 - 1:20.026	
<b>69</b>	<b>Daniel LADE</b>	Volkswagon Golf Gti
1 - 8:20.260	6 - 1:24.340	11 - 1:23.986
2 - 1:30.839	7 - <b>1:23.383</b>	
3 - 1:24.998	8 - 1:23.640	
4 - 1:23.456	9 - 1:24.240	
5 - 1:23.923	10 - 1:24.504	
<b>77</b>	<b>Damian GRAY</b>	Volkswagen Vento VR6
1 - 8:43.753	6 - 1:25.621	11 - 1:25.037
2 - 1:40.754	7 - 1:25.471	
3 - 1:28.522	8 - <b>1:24.777</b>	
4 - 1:26.317	9 - 1:26.556	
5 - 1:25.879	10 - 1:25.185	
<b>79</b>	<b>Lloyd EDWARDS</b>	Ford Focus RS
1 - 8:55.315	6 - 1:29.944	
2 - 1:41.838	7 - 1:31.045	
3 - 1:34.201	8 - <b>1:26.636</b>	
4 - 1:28.310	9 - 1:28.900	
5 - 1:26.651	10 - 1:27.392	
<b>82</b>	<b>Ben URQUHART</b>	Peugeot 205 Gti
1 - 8:12.992	6 - 1:20.399	11 - 1:20.725
2 - 1:30.000	7 - 1:19.573	12 - 1:20.349
3 - 1:21.441	8 - 1:19.864	
4 - 1:21.459	9 - 1:19.513	
5 - 1:20.621	10 - <b>1:19.273</b>	
<b>83</b>	<b>Alex FERGUSON</b>	Peugeot 205 Gti
1 - 8:39.493	6 - 1:22.472	11 - <b>1:22.387</b>
2 - 1:35.494	7 - 1:25.150	
3 - 1:35.343	8 - 1:22.690	
4 - 1:25.163	9 - 1:23.752	
5 - 1:23.605	10 - 1:22.495	
<b>84</b>	<b>Darren FERGUSON</b>	Peugeot 205 Gti
1 - 8:37.164	6 - 1:30.816	11 - 1:28.088
2 - 1:36.999	7 - <b>1:25.595</b>	
3 - 1:27.824	8 - 1:27.087	
4 - 1:27.141	9 - 1:27.790	
5 - 1:25.778	10 - 1:25.645	

Nos 10, 29 & 79 - Please Fit Transponder  
Weather / Track : Sunny / Dry

Castle Combe  
Circuit Length = 1.8500 miles.  
Start: 10:03 End: 10:18



# National Mobile Windscreens Castle Combe Saloon QUALIFYING - LAP ANALYSIS

(contd.)

<b>86</b>	<b>Michael RICHARDSON</b>	BMW M3 GT
1 - 8:27.593 2 - <b>1:35.629</b>		
<b>88</b>	<b>David URQUHART</b>	Peugeot 205 Gti
1 - 8:06.648    6 - 1:19.971    11 - 1:21.172 2 - 1:29.568    7 - 1:19.184    12 - <b>1:18.447</b> 3 - 1:19.456    8 - 1:18.973 4 - 1:19.409    9 - 1:19.404 5 - 1:20.512    10 - 1:19.511		
<b>91</b>	<b>Gary PREBBLE</b>	Rover 220 Coupe Turbo
1 - 7:57.906    6 - 1:20.285    11 - 1:19.012 2 - 1:23.348    7 - 1:18.594    12 - 1:19.055 3 - 1:18.314    8 - 1:26.411 4 - 1:20.176    9 - <b>1:18.244</b> 5 - 1:18.593    10 - 1:18.754		
<b>93</b>	<b>Lindsay WARD</b>	Lancia Thema 16V Turbo
1 - 8:10.148    6 - 1:31.808    11 - 1:20.903 2 - 1:32.107    7 - 1:34.833 3 - 1:21.475    8 - 1:20.721 4 - 1:29.442    9 - <b>1:20.559</b> 5 - 1:20.813    10 - 1:29.285		
<b>95</b>	<b>Crispin THOMAS</b>	BMW M3
1 - 8:19.191    6 - 1:21.442    11 - 1:20.945 2 - 1:31.389    7 - <b>1:20.483</b> 3 - 1:22.831    8 - 1:21.353 4 - 1:22.155    9 - 1:21.558 5 - 1:21.413    10 - 1:21.490		
<b>96</b>	<b>Robert BALLARD</b>	Vauxhall Astra Sri
1 - 8:29.493 2 - 1:36.912 3 - 1:24.607 4 - <b>1:22.867</b> 5 - 1:24.243		
<b>98</b>	<b>Mark WYATT</b>	Vauxhall Astra
1 - 8:05.080    6 - 1:18.011    11 - 1:18.183 2 - 1:26.776    7 - 1:18.709    12 - 1:25.778 3 - 1:17.928    8 - 1:19.141 4 - 1:18.749    9 - <b>1:17.805</b> 5 - 1:18.759    10 - 1:17.949		

# National Mobile Windscreens Castle Combe Saloon QUALIFYING - LAP ANALYSIS

(contd.)

<b>99</b>	<b>Ian CRAIG</b>			<b>BMW M3</b>
1 - 8:45.208	6 - 1:20.571	11 - 1:21.407		
2 - 1:37.849	7 - 1:20.864			
3 - 1:25.286	8 - 1:20.456			
4 - <b>1:20.290</b>	9 - 1:25.974			
5 - 1:20.519	10 - 1:27.057			

# National Mobile Windscreens Castle Combe Saloon

## GRID - RACE 5

ROW 15	1:38.853	8	POYNTER-BROWN		
ROW 14	1:34.695	10	SKIDMORE	1:35.629	86
ROW 13	1:29.001	52	SMITH	1:33.025	29
ROW 12	1:26.636	79	EDWARDS	1:26.873	4
ROW 11	1:24.777	77	GRAY	1:25.595	84
ROW 10	1:23.311	47	SPEARING	1:23.383	69
ROW 9	1:22.867	96	BALLARD	1:23.100	62
ROW 8	1:22.381	44	PHARO	1:22.387	83
ROW 7	1:21.804	66	COX	1:22.221	58
ROW 6	1:20.845	5	MACWHIRTER	1:21.687	41
ROW 5	1:20.483	95	THOMAS	1:20.559	93
ROW 4	1:20.290	99	CRAIG	1:20.373	60
ROW 3	1:18.930	68	MIZEN	1:19.273	82
ROW 2	1:18.244	91	PREBBLE	1:18.447	88
ROW 1	1:17.805	98	WYATT	1:18.056	65
<b>POLE</b>					

Nos 10, 29 & 79 - Please Fit Transponder

Weather / Track : Sunny / Dry

These results are provisional until the conclusion of any judicial and technical matters.

Castle Combe

Circuit Length = 1.8500 miles.

Start: 10:03 End: 10:18

Clerk of Course:	Stewards:	Timekeeper:
------------------	-----------	-------------

# National Mobile Windscreens Castle Combe Saloon

## RACE CLASSIFICATION - RACE 5

POS	NO	CL	DRIVER	NAT	CAR	TIME	LAPS	GAP	MPH	BEST
1	91	A	Gary PREBBLE		Rover 220 Coupe Turbo	13:22.208	10		83.02	1:18.854
2	98	A	Mark WYATT		Vauxhall Astra	13:22.335	10	0.127	83.00	1:18.319
3	88	A	David URQUHART		Peugeot 205 Gti	13:31.380	10	9.172	82.08	1:19.348
4	68	A	Nick MIZEN		Rover 220 Turbo Coupe	13:36.116	10	13.908	81.60	1:20.783
5	99	A	Ian CRAIG		BMW M3	13:38.792	10	16.584	81.33	1:20.481
6	82	A	Ben URQUHART		Peugeot 205 Gti	13:44.460	10	22.252	80.78	1:20.630
7	96	A	Robert BALLARD		Vauxhall Astra Sri	14:01.307	10	39.099	79.16	1:22.017
8	60	B	Paul GARDNER		Citroen Saxo VTS	14:02.175	10	39.967	79.08	1:22.280
9	95	A	Crispin THOMAS		BMW M3	14:08.053	10	45.845	78.53	1:21.516
10	86	A	Michael RICHARDSON		BMW M3 GT	14:09.511	10	47.303	78.39	1:22.400
11	83	A	Alex FERGUSON		Peugeot 205 Gti	14:15.505	10	53.297	77.84	1:23.453
12	47	B	Simon SPEARING		Peugeot 205	14:16.680	10	54.472	77.74	1:23.606
13	44	B	Tony PHARO		Peugeot 205	14:29.702	10	1:07.494	76.57	1:23.435
14	84	A	Darren FERGUSON		Peugeot 205 Gti	14:41.455	10	1:19.247	75.55	1:25.894
15	79	A	Lloyd EDWARDS		Ford Focus RS	13:26.036	9	1 LAP	74.36	1:26.436
16	69	A	Daniel LADE		Volkswagon Golf Gti	13:31.086	9	1 LAP	73.90	1:24.444
17	8	C	R POYNTER-BROWN		Vauxhall Corsa	13:43.857	9	1 LAP	72.75	1:28.556
18	41	B	David MEARS		Peugeot 205 Gti	13:49.755	9	1 LAP	72.23	1:22.330
19	5	C	Anthony MACWHIRTER		Vauxhall Corsa Sri	14:03.326	9	1 LAP	71.07	1:22.376
20	29	C	Sebastien COMERY		Peugeot 205 Gti	14:34.368	9	1 LAP	68.55	1:34.020
21	62	A	Julian ELLISON		Volvo S40 T4	14:46.156	6		45.09	1:23.684
NOT CLASSIFIED										
77	A	Damian GRAY		Volkswagen Vento VR6	11:43.997	8	D.N.F.	75.68	1:24.830	
93	A	Lindsay WARD		Lancia Thema 16V Turbo	8:15.459	6	D.N.F.	80.65	1:20.700	
52	B	Anthony SMITH		Ford Fiesta	9:53.874	6	D.N.F.	67.28	1:29.928	
65	A	Ilsa COX		Peugeot 206 Gti	6:44.280	5	D.N.F.	82.36	1:18.993	
10	C	Matt SKIDMORE		Rover Mini	1:51.881	1	D.N.F.	59.52	1:51.881	
58	B	C WHITCOMBE		Peugeot 205 Gti		0	D.N.F.	N/A		
FASTEST LAP										
98	A	Mark WYATT		Vauxhall Astra	1:18.319	3	85.03mph	136.85kph		
60	B	Paul GARDNER		Citroen Saxo VTS	1:22.280	7	80.94mph	130.26kph		
5	C	Anthony MACWHIRTER		Vauxhall Corsa Sri	1:22.376	2	80.84mph	130.11kph		

Weather / Track : Sunny / Dry  
 These results are provisional until the conclusion of any judicial and technical matters.

Castle Combe  
 Circuit Length = 1.8500 miles.  
 Start: 15:01 End: 15:15

Clerk of Course:	Stewards:	Timekeeper:
------------------	-----------	-------------

# National Mobile Windscreens Castle Combe Saloon

## RACE CLASSIFICATION - RACE 5 - AMENDED

POS	NO	CL	DRIVER	NAT	CAR	TIME	LAPS	GAP	MPH	BEST
1	91	A	Gary PREBBLE		Rover 220 Coupe Turbo	13:22.208	10		83.02	1:18.854
2	98	A	Mark WYATT		Vauxhall Astra	13:22.335	10	0.127	83.00	1:18.319
3	88	A	David URQUHART		Peugeot 205 Gti	13:31.380	10	9.172	82.08	1:19.348
4	68	A	Nick MIZEN		Rover 220 Turbo Coupe	13:36.116	10	13.908	81.60	1:20.783
5	99	A	Ian CRAIG		BMW M3	13:38.792	10	16.584	81.33	1:20.481
6	82	A	Ben URQUHART		Peugeot 205 Gti	13:44.460	10	22.252	80.78	1:20.630
7	96	A	Robert BALLARD		Vauxhall Astra Sri	14:01.307	10	39.099	79.16	1:22.017
8	60	B	Paul GARDNER		Citroen Saxo VTS	14:02.175	10	39.967	79.08	1:22.280
9	95	A	Crispin THOMAS		BMW M3	14:08.053	10	45.845	78.53	1:21.516
10	86	A	Michael RICHARDSON		BMW M3 GT	14:09.511	10	47.303	78.39	1:22.400
11	83	A	Alex FERGUSON		Peugeot 205 Gti	14:15.505	10	53.297	77.84	1:23.453
12	47	B	Simon SPEARING		Peugeot 205	14:16.680	10	54.472	77.74	1:23.606
13	44	B	Tony PHARO		Peugeot 205	14:29.702	10	1:07.494	76.57	1:23.435
14	84	A	Darren FERGUSON		Peugeot 205 Gti	14:41.455	10	1:19.247	75.55	1:25.894
15	79	A	Lloyd EDWARDS		Ford Focus RS	13:26.036	9	1 LAP	74.36	1:26.436
16	69	A	Daniel LADE		Volkswagon Golf Gti	13:31.086	9	1 LAP	73.90	1:24.444
17	8	C	R POYNTER-BROWN		Vauxhall Corsa	13:43.857	9	1 LAP	72.75	1:28.556
18	5	C	Anthony MACWHIRTER		Vauxhall Corsa Sri	14:03.326	9	1 LAP	71.07	1:22.376
19	29	C	Sebastien COMERY		Peugeot 205 Gti	14:34.368	9	1 LAP	68.55	1:34.020
20	62	A	Julian ELLISON		Volvo S40 T4	14:46.156	6		45.09	1:23.684
NOT CLASSIFIED										
77	A	Damian GRAY		Volkswagen Vento VR6	11:43.997	8	D.N.F.	75.68	1:24.830	
93	A	Lindsay WARD		Lancia Thema 16V Turbo	8:15.459	6	D.N.F.	80.65	1:20.700	
52	B	Anthony SMITH		Ford Fiesta	9:53.874	6	D.N.F.	67.28	1:29.928	
65	A	Ilsa COX		Peugeot 206 Gti	6:44.280	5	D.N.F.	82.36	1:18.993	
10	C	Matt SKIDMORE		Rover Mini	1:51.881	1	D.N.F.	59.52	1:51.881	
58	B	C WHITCOMBE		Peugeot 205 Gti		0	D.N.F.	N/A		
FASTEST LAP										
98	A	Mark WYATT		Vauxhall Astra	1:18.319	3	85.03mph	136.85kph		
60	B	Paul GARDNER		Citroen Saxo VTS	1:22.280	7	80.94mph	130.26kph		
5	C	Anthony MACWHIRTER		Vauxhall Corsa Sri	1:22.376	2	80.84mph	130.11kph		

No 41 excluded, J.16.1.2

Weather / Track : Sunny / Dry

These results are provisional until the conclusion of any judicial and technical matters.

Castle Combe

Circuit Length = 1.8500 miles.

Start: 15:01 End: 15:15

Clerk of Course:	Stewards:	Timekeeper:
------------------	-----------	-------------

# National Mobile Windscreens Castle Combe Saloon

## LAP CHART - RACE 5

Lap 1			Lap 2			Lap 3			Lap 4			Lap 5		
No	Behind	Laptime	No	Behind	Laptime	No	Behind	Laptime	No	Behind	Laptime	No	Behind	Laptime
91		1:24.558	91		1:18.854	91		1:19.479	91		1:19.152	91		1:20.910
68	1.528	1:26.086	98	2.072	1:19.279	98	0.912	1:18.319	98	0.305	1:18.545	98	0.149	1:20.754
98	1.647	1:26.205	68	3.513	1:20.839	65	3.148	1:18.993	65	3.137	1:19.141	65	1.327	1:19.100
88	2.935	1:27.493	65	3.634	1:19.343	88	5.099	1:20.019	88	5.703	1:19.756	88	4.141	1:19.348
65	3.145	1:27.703	88	4.559	1:20.478	68	5.510	1:21.476	68	7.161	1:20.803	68	7.382	1:21.131
99	4.187	1:28.745	99	5.814	1:20.481	99	6.939	1:20.604	99	8.578	1:20.791	99	8.690	1:21.022
93	4.651	1:29.209	93	6.497	1:20.700	93	7.907	1:20.889	93	9.926	1:21.171	93	10.676	1:21.660
82	8.866	1:33.424	82	11.083	1:21.071	82	13.679	1:22.075	82	15.667	1:21.140	82	15.640	1:20.883
5	9.311	1:33.869	5	12.833	1:22.376	96	18.001	1:23.177	96	21.826	1:22.977	96	22.933	1:22.017
96	10.466	1:35.024	96	14.303	1:22.691	5	19.271	1:25.917	60	23.014	1:22.355	60	24.881	1:22.777
60	11.054	1:35.612	60	15.129	1:22.929	60	19.811	1:24.161	5	25.327	1:25.208	5	29.797	1:25.380
47	11.599	1:36.157	86	16.933	1:23.516	86	20.886	1:23.432	86	26.311	1:24.577	86	30.453	1:25.052
86	12.271	1:36.829	47	17.593	1:24.848	83	21.726	1:23.453	83	26.987	1:24.413	83	31.432	1:25.355
83	12.786	1:37.344	83	17.752	1:23.820	47	22.732	1:24.618	47	27.914	1:24.334	95	31.699	1:22.828
69	13.378	1:37.936	69	18.968	1:24.444	69	24.201	1:24.712	95	29.781	1:21.963	47	32.261	1:25.257
84	14.555	1:39.113	84	21.595	1:25.894	95	26.970	1:22.933	69	31.039	1:25.990	41	35.121	1:22.700
77	15.293	1:39.851	77	22.192	1:25.753	77	29.902	1:27.189	41	33.331	1:22.330	69	37.751	1:27.622
79	16.584	1:41.142	95	23.516	1:23.151	41	30.153	1:23.193	44	36.864	1:23.761	44	40.987	1:25.033
52	17.832	1:42.390	41	26.439	1:23.962	84	31.302	1:29.186	77	37.565	1:26.815	77	41.870	1:25.215
95	19.219	1:43.777	79	27.039	1:29.309	44	32.255	1:24.606	84	38.653	1:26.503	84	43.943	1:26.200
8	19.714	1:44.272	44	27.128	1:26.148	62	34.770	1:25.094	79	44.037	1:27.315	79	49.628	1:26.501
44	19.834	1:44.392	62	29.155	1:23.684	79	35.874	1:28.314	52	52.011	1:30.701	8	1:01.440	1:28.556
41	21.331	1:45.889	52	30.013	1:31.035	52	40.462	1:29.928	8	53.794	1:32.039	52	1:04.247	1:33.146
29	22.795	1:47.353	8	31.265	1:30.405	8	40.907	1:29.121	62	1:01.833	1:46.215P			
62	24.325	1:48.883	29	37.961	1:34.020	29	52.991	1:34.509	29	1:08.947	1:35.108			
10	27.323	1:51.881												

# National Mobile Windscreens Castle Combe Saloon LAP CHART - RACE 5

(contd.)

Lap 6			Lap 7			Lap 8			Lap 9			Lap 10		
No	Behind	Laptime	No	Behind	Laptime	No	Behind	Laptime	No	Behind	Laptime	No	Behind	Laptime
91		1:19.952	91		1:20.477	91		1:19.186	91		1:19.334	91		1:20.306
98	0.430	1:20.233	98	0.256	1:20.303	98	0.360	1:19.290	98	0.245	1:19.219	98	0.127	1:20.188
88	4.265	1:20.076	88	3.598	1:19.810	88	4.333	1:19.921	88	6.064	1:21.065	79	1 LAP	1:28.899
29	1 LAP	1:37.336	68	9.403	1:21.122	68	11.000	1:20.783	8	1 LAP	1:29.972	69	1 LAP	1:52.818P
68	8.758	1:21.328	99	11.076	1:21.561	99	12.744	1:20.854	68	12.743	1:21.077	88	9.172	1:23.414
99	9.992	1:21.254	82	17.156	1:21.315	82	19.274	1:21.304	99	14.699	1:21.289	68	13.908	1:21.471
93	12.554	1:21.830	29	1 LAP	1:37.385	41	1 LAP	2:02.700	5	1 LAP	1:48.812	99	16.584	1:22.191
82	16.318	1:20.630	96	27.931	1:23.148	96	33.506	1:24.761	82	20.884	1:20.944	8	1 LAP	1:31.718
96	25.260	1:22.279	60	29.154	1:22.280	60	33.970	1:24.002	41	1 LAP	1:22.813	82	22.252	1:21.674
60	27.351	1:22.422	52	1 LAP	2:06.674P	29	1 LAP	1:35.437	96	36.916	1:22.744	41	1 LAP	1:23.947
86	33.657	1:23.156	86	36.448	1:23.268	86	40.750	1:23.488	60	37.474	1:22.838	96	39.099	1:22.489
95	34.171	1:22.424	95	36.751	1:23.057	95	41.261	1:23.696	95	43.443	1:21.516	60	39.967	1:22.799
83	36.061	1:24.581	83	39.111	1:23.527	83	43.545	1:23.620	86	45.209	1:23.793	5	1 LAP	1:43.642
47	36.434	1:24.125	47	39.563	1:23.606	47	44.164	1:23.787	83	48.535	1:24.324	95	45.845	1:22.708
5	43.349	1:33.504	69	49.019	1:25.736	69	55.700	1:25.867	47	50.369	1:25.539	86	47.303	1:22.400
69	43.760	1:25.961	44	55.044	1:26.789	44	59.293	1:23.435	29	1 LAP	1:37.853	83	53.297	1:25.068
44	48.732	1:27.697	77	55.785	1:26.361	77	1:01.429	1:24.830	44	1:04.213	1:24.254	47	54.472	1:24.409
77	49.901	1:27.983	84	57.968	1:27.806	84	1:04.958	1:26.176	84	1:13.063	1:27.439	44	1:07.494	1:23.587
84	50.639	1:26.648	79	1:06.466	1:30.831	79	1:14.569	1:27.289	62	4 LAPS	6:56.947	29	1 LAP	1:35.367
41	57.390	1:42.221P	5	1:07.490	1:44.618							84	1:19.247	1:26.490
79	56.112	1:26.436	8	1:18.785	1:29.076							62	4 LAPS	1:25.333
8	1:10.186	1:28.698												

# HSCC 70s Road Sports for the Wesprey Castings Tr

## QUALIFYING - RACE 6

POS	NO	CL	DRIVER	NAT	CAR	TIME	LAPS	GAP	MPH
1	69	F	Andy SHEPHERD		Lotus Seven S2	1:22.100	11		81.12
2	27	B	Matthew BANNISTER		Datsun 240Z	1:23.339	11	1.239	79.91
3	7	A	Richard THORNE		Morgan Plus 8	1:23.613	11	1.513	79.65
4	54	F	Chris HOLLAND		Lotus Seven S4	1:23.628	11	1.528	79.63
5	4	A	Robin GRAY		Pontiac Firebird Trans Am	1:23.992	10	1.892	79.29
6	31	A	Mark BENNETT		MGB GT V8	1:24.871	10	2.771	78.47
7	16	A	Trevor ROWNEY		MG BGT V8	1:25.130	11	3.030	78.23
8	42	C	Ross BRAITHWAITE		Lotus	1:25.365	11	3.265	78.01
9	77	A	Andrew SHARP		Porsche 928	1:26.506	11	4.406	76.98
10	26	B	Paul STAFFORD		Datsun 240Z	1:27.645	10	5.545	75.98
11	20	D2	John HILLON		Porsche 924	1:28.432	10	6.332	75.31
12	62	D2	James CALVERT		VW Porsche 914-4	1:28.789	5	6.689	75.00
13	57	D2	Mark OLDFIELD		Alfa Romeo Alfetta GTV	1:29.345	10	7.245	74.54
14	33	B	Clive FOSKETT		Datsun 240Z	1:29.433	10	7.333	74.46
15	37	B	Ken DAVIES		Porsche 911E	1:30.216	10	8.116	73.82
16	25	D2	Will FINN		Alfa Romeo 2000 GTV	1:31.191	10	9.091	73.03
17	39	D2	Jonathan HARTOP		Alfa Romeo GTV 2000	1:31.565	10	9.465	72.73
18	63	D1	Jermey ANSTEAD		Fiat X19	1:31.965	9	9.865	72.41
19	48	D1	Guy HARTNELL		Lancia Fulvia	1:32.088	10	9.988	72.32
20	34	D2	Sarah HUTCHISON		Lancia Beta	1:32.962	10	10.862	71.64
21	14	D1	Jai SHARMA		Lancia Fulvia HF	1:33.032	10	10.932	71.58
22	10	D1	Nigel ASHLEY		Alfa Romeo GT1600 Junior	1:33.642	10	11.542	71.12
23	0	I	Ian FOSTER		Porsche 911	1:34.575	9	12.475	70.42
24	19	E	Jonathan SMART		Lancia Fulvia	1:36.374	10	14.274	69.10
25	32	E	Simon HALL		Fiat X19	1:37.824	9	15.724	68.08
26	21	B	Peter GREGORY		Maserati Merak	1:40.713	4	18.613	66.12
27	73	C	Richard LAWSON		Lotus Elan Sprint	1:41.167	8	19.067	65.83
28	58	D1	Tim BEAVIS		Lancia Fulvia HF	1:41.720	9	19.620	65.47
29	11	E	Fos WILSON		MG Midget	1:42.940	7	20.840	64.69
30	60	D2	David MARSHALL		Lancia Beta Montecarlo	1:44.671	9	22.571	63.62

No 73 - Please Fit Transponder

Weather / Track : Sunny / Dry

These results are provisional until the conclusion of any judicial and technical matters.

Castle Combe

Circuit Length = 1.8500 miles.

Start: 10:25 End: 10:41

Clerk of Course:	Stewards:	Timekeeper:
------------------	-----------	-------------



## HSCC 70s Road Sports for the Wesprey Castings Tr QUALIFYING - LAP ANALYSIS

<b>0</b>	<b>Ian FOSTER</b>	Porsche 911	
1 -	4:56.531	6 - 1:37.554	
2 -	1:48.266	7 - 1:36.192	
3 -	1:40.152	8 - 1:35.175	
4 -	1:42.291	9 - <b>1:34.575</b>	
5 -	1:38.828		
<b>4</b>	<b>Robin GRAY</b>	Pontiac Firebird Trans Am	
1 -	4:47.596	6 - 1:26.043	
2 -	1:44.447	7 - 1:25.193	
3 -	1:34.877	8 - 1:25.900	
4 -	1:29.731	9 - 1:25.021	
5 -	1:27.081	10 - <b>1:23.992</b>	
<b>7</b>	<b>Richard THORNE</b>	Morgan Plus 8	
1 -	4:00.008	6 - 1:26.462	11 - 1:24.918
2 -	1:37.152	7 - 1:25.629	
3 -	1:26.837	8 - 1:25.780	
4 -	1:26.825	9 - <b>1:23.613</b>	
5 -	1:27.391	10 - 1:24.220	
<b>10</b>	<b>Nigel ASHLEY</b>	Alfa Romeo GT1600 Junior	
1 -	4:35.870	6 - 1:35.295	
2 -	1:50.954	7 - 1:35.515	
3 -	1:44.723	8 - 1:33.792	
4 -	1:38.921	9 - <b>1:33.642</b>	
5 -	1:37.295	10 - 1:34.592	
<b>11</b>	<b>Fos WILSON</b>	MG Midget	
1 -	4:33.143	6 - 1:43.663	
2 -	1:48.437	7 - <b>1:42.940</b>	
3 -	1:49.181		
4 -	1:46.039		
5 -	1:45.566		
<b>14</b>	<b>Jai SHARMA</b>	Lancia Fulvia HF	
1 -	4:28.950	6 - 1:34.617	
2 -	1:44.985	7 - 1:36.036	
3 -	1:35.476	8 - 1:34.215	
4 -	1:33.528	9 - <b>1:33.032</b>	
5 -	1:33.211	10 - 1:33.405	
<b>16</b>	<b>Trevor ROWNEY</b>	MG BGT V8	
1 -	4:03.435	6 - 1:29.819	11 - 1:25.186
2 -	1:42.093	7 - 1:27.008	
3 -	1:30.353	8 - 1:26.164	
4 -	1:29.073	9 - 1:25.589	
5 -	1:26.581	10 - <b>1:25.130</b>	

# HSCC 70s Road Sports for the Wesprey Castings Tr

## QUALIFYING - LAP ANALYSIS

(contd.)

<b>19</b>	<b>Jonathan SMART</b>	Lancia Fulvia	
1 -	4:22.188	6 - 1:39.933	
2 -	1:57.548	7 - 1:37.815	
3 -	1:42.210	8 - 1:38.680	
4 -	1:40.294	9 - <b>1:36.374</b>	
5 -	1:39.107	10 - 1:36.955	
<b>20</b>	<b>John HILLON</b>	Porsche 924	
1 -	4:38.609	6 - 1:33.614	
2 -	1:55.839	7 - 1:32.761	
3 -	1:37.874	8 - 1:29.557	
4 -	1:30.061	9 - 1:29.463	
5 -	1:31.152	10 - <b>1:28.432</b>	
<b>21</b>	<b>Peter GREGORY</b>	Maserati Merak	
1 -	4:51.616		
2 -	1:43.798		
3 -	1:48.793		
4 -	<b>1:40.713</b>		
<b>25</b>	<b>Will FINN</b>	Alfa Romeo 2000 GTV	
1 -	4:37.072	6 - <b>1:31.191</b>	
2 -	1:50.836	7 - 1:31.345	
3 -	1:44.132	8 - 1:40.676	
4 -	1:33.567	9 - 1:32.001	
5 -	1:32.450	10 - 1:33.899	
<b>26</b>	<b>Paul STAFFORD</b>	Datsun 240Z	
1 -	4:45.373	6 - 1:28.203	
2 -	1:45.720	7 - 1:30.913	
3 -	1:35.755	8 - 1:29.092	
4 -	1:31.515	9 - 1:28.803	
5 -	<b>1:27.645</b>	10 - 1:27.840	
<b>27</b>	<b>Matthew BANNISTER</b>	Datsun 240Z	
1 -	4:55.072	6 - <b>1:23.339</b>	11 - 1:26.050
2 -	1:38.267	7 - 1:23.440	
3 -	1:30.321	8 - 1:39.361	
4 -	1:25.101	9 - 1:24.449	
5 -	1:23.918	10 - 1:23.592	
<b>31</b>	<b>Mark BENNETT</b>	MGB GT V8	
1 -	4:41.938	6 - 1:26.084	
2 -	1:46.625	7 - <b>1:24.871</b>	
3 -	1:37.344	8 - 1:25.378	
4 -	1:28.412	9 - 1:27.720	
5 -	1:25.788	10 - 1:25.396	

# HSCC 70s Road Sports for the Wesprey Castings Tr

## QUALIFYING - LAP ANALYSIS

(contd.)

<b>32</b>	<b>Simon HALL</b>	Fiat X19
1 - 4:16.284	6 - 1:42.257	
2 - 2:01.396	7 - <b>1:37.824</b>	
3 - 1:41.432	8 - 1:41.388	
4 - 1:45.350	9 - 1:55.774	
5 - 1:38.039		
<b>33</b>	<b>Clive FOSKETT</b>	Datsun 240Z
1 - 4:48.778	6 - 1:34.085	
2 - 1:44.020	7 - 1:31.210	
3 - 1:35.891	8 - 1:31.640	
4 - 1:34.276	9 - 1:33.058	
5 - 1:55.376	10 - <b>1:29.433</b>	
<b>34</b>	<b>Sarah HUTCHISON</b>	Lancia Beta
1 - 4:10.193	6 - 1:33.901	
2 - 1:47.100	7 - <b>1:32.962</b>	
3 - 1:35.358	8 - 1:34.913	
4 - 1:34.986	9 - 1:36.215	
5 - 1:35.472	10 - 1:33.806	
<b>37</b>	<b>Ken DAVIES</b>	Porsche 911E
1 - 5:03.327	6 - 1:30.740	
2 - 1:44.307	7 - 1:30.269	
3 - 1:33.546	8 - 1:30.701	
4 - 1:31.094	9 - <b>1:30.216</b>	
5 - 1:32.139	10 - 1:30.275	
<b>39</b>	<b>Jonathan HARTOP</b>	Alfa Romeo GTV 2000
1 - 4:30.597	6 - 1:33.263	
2 - 1:48.698	7 - 1:33.868	
3 - 1:35.744	8 - 1:32.660	
4 - 1:32.386	9 - 1:34.312	
5 - 1:31.772	10 - <b>1:31.565</b>	
<b>42</b>	<b>Ross BRAITHWAITE</b>	Lotus
1 - 4:07.083	6 - 1:40.590	11 - <b>1:25.365</b>
2 - 1:44.862	7 - 1:31.654	
3 - 1:29.408	8 - 1:27.792	
4 - 1:26.056	9 - 1:25.392	
5 - 1:25.915	10 - 1:26.078	
<b>48</b>	<b>Guy HARTNELL</b>	Lancia Fulvia
1 - 5:01.554	6 - 1:35.918	
2 - 1:49.937	7 - 1:34.247	
3 - 1:36.328	8 - 1:32.783	
4 - 1:37.591	9 - 1:32.450	
5 - 1:37.307	10 - <b>1:32.088</b>	

# HSCC 70s Road Sports for the Wesprey Castings Tr

## QUALIFYING - LAP ANALYSIS

(contd.)

<b>54</b>	<b>Chris HOLLAND</b>	Lotus Seven S4
1 -	4:03.608	6 - 1:26.372
2 -	1:34.194	7 - 1:25.827
3 -	1:26.748	8 - 1:28.919
4 -	1:25.632	9 - 1:24.539
5 -	1:27.165	10 - <b>1:23.628</b>
<b>57</b>	<b>Mark OLDFIELD</b>	Alfa Romeo Alfetta GTV
1 -	4:54.040	6 - 1:30.769
2 -	1:41.532	7 - 1:30.809
3 -	1:35.280	8 - 1:29.900
4 -	1:32.571	9 - <b>1:29.345</b>
5 -	1:31.865	10 - 1:29.689
<b>58</b>	<b>Tim BEAVIS</b>	Lancia Fulvia HF
1 -	4:14.338	6 - 1:48.045
2 -	2:02.512	7 - 1:42.662
3 -	1:49.352	8 - <b>1:41.720</b>
4 -	1:45.273	9 - 1:44.077
5 -	1:47.727	
<b>60</b>	<b>David MARSHALL</b>	Lancia Beta Montecarlo
1 -	4:25.498	6 - 1:45.221
2 -	1:55.684	7 - <b>1:44.671</b>
3 -	1:46.565	8 - 1:49.986
4 -	1:52.354	9 - 1:46.896
5 -	1:45.495	
<b>62</b>	<b>James CALVERT</b>	VW Porsche 914-4
1 -	4:17.103	
2 -	1:52.239	
3 -	1:30.473	
4 -	<b>1:28.789</b>	
5 -	1:46.879	
<b>63</b>	<b>Jermey ANSTEAD</b>	Fiat X19
1 -	5:04.993	6 - 1:36.919
2 -	1:52.442	7 - 1:34.023
3 -	1:40.123	8 - <b>1:31.965</b>
4 -	1:34.662	9 - 1:31.995
5 -	1:37.252	
<b>69</b>	<b>Andy SHEPHERD</b>	Lotus Seven S2
1 -	4:01.058	6 - 1:23.663
2 -	1:51.402	7 - 1:23.095
3 -	1:23.575	8 - 1:24.942
4 -	1:23.191	9 - <b>1:22.100</b>
5 -	1:23.969	10 - 1:23.172

# HSCC 70s Road Sports for the Wesprey Castings Tr QUALIFYING - LAP ANALYSIS


(contd.)

<b>73</b>	<b>Richard LAWSON</b>	Lotus Elan Sprint
1 - 4:20.963	6 - 1:42.408	
2 - 1:57.813	7 - 1:42.004	
3 - 3:37.536	8 - <b>1:41.167</b>	
4 - 1:43.994		
5 - 1:44.087		
<b>77</b>	<b>Andrew SHARP</b>	Porsche 928
1 - 4:23.062	6 - 1:27.470	11 - 1:26.768
2 - 1:38.539	7 - 1:29.536	
3 - 1:30.042	8 - 1:26.935	
4 - 1:27.720	9 - <b>1:26.506</b>	
5 - 1:26.602	10 - 1:26.600	

# HSCC 70s Road Sports for the Wesprey Castings Tr

## GRID - RACE 6

ROW 13									9	BARTER
ROW 12			1:44.671						11	1:42.940 WILSON
ROW 11			1:41.720			1:41.167			21	1:40.713 GREGORY
ROW 10					1:37.824				19	1:36.374 SMART
ROW 9			1:34.575			1:33.642			14	1:33.032 SHARMA
ROW 8					1:32.962				48	1:32.088 HARTNELL
ROW 7			1:31.965			1:31.565			25	1:31.191 FINN
ROW 6					1:30.216				33	1:29.433 FOSKETT
ROW 5			1:29.345			1:28.789			20	1:28.432 HILLON
ROW 4					1:27.645				77	1:26.506 SHARP
ROW 3			1:25.365			1:25.130			31	1:24.871 BENNETT
ROW 2					1:23.992				54	1:23.628 HOLLAND
ROW 1			1:23.613			1:23.339			69	1:22.100 SHEPHERD
										POLE



Weather / Track : Sunny / Dry  
 These results are provisional until the conclusion of any judicial and technical matters.

Donington Park  
 Circuit Length = 2.5000 miles.  
 Start: 10:25 End: 10:41

Clerk of Course:	Stewards:	Timekeeper:
------------------	-----------	-------------

# HSCC 70s Road Sports for the Wesprey Castings Tr

## RACE CLASSIFICATION - RACE 6

POS	NO	CL	DRIVER	NAT	CAR	TIME	LAPS	GAP	MPH	BEST
1	7	A	Richard THORNE		Morgan Plus 8	14:16.037	10		77.80	1:23.635
2	16	A	Trevor ROWNEY		MG BGT V8	14:18.633	10	2.596	77.56	1:24.307
3	54	F	Chris HOLLAND		Lotus Seven S4	14:18.901	10	2.864	77.54	1:24.355
4	4	A	Robin GRAY		Pontiac Firebird Trans Am	14:27.070	10	11.033	76.81	1:24.876
5	31	A	Mark BENNETT		MGB GT V8	14:35.690	10	19.653	76.05	1:25.161
6	77	A	Andrew SHARP		Porsche 928	14:40.003	10	23.966	75.68	1:25.381
7	9	B	Julian BARTER		TVR 3000M	14:50.182	10	34.145	74.81	1:23.968
8	62	D2	James CALVERT		VW Porsche 914-4	14:54.677	10	38.640	74.44	1:26.344
9	26	B	Paul STAFFORD		Datsun 240Z	15:01.137	10	45.100	73.90	1:28.177
10	20	D2	John HILLON		Porsche 924	15:01.563	10	45.526	73.87	1:27.667
11	33	B	Clive FOSKETT		Datsun 240Z	15:03.054	10	47.017	73.75	1:27.190
12	57	D2	Mark OLDFIELD		Alfa Romeo Alfetta GTV	15:06.080	10	50.043	73.50	1:28.746
13	39	D2	Jonathan HARTOP		Alfa Romeo GTV 2000	15:29.628	10	1:13.591	71.64	1:30.519
14	63	D1	Jermey ANSTEAD		Fiat X19	15:36.812	10	1:20.775	71.09	1:31.233
15	34	D2	Sarah HUTCHISON		Lancia Beta	15:41.391	10	1:25.354	70.74	1:31.210
16	48	D1	Guy HARTNELL		Lancia Fulvia	15:42.010	10	1:25.973	70.70	1:29.804
17	10	D1	Nigel ASHLEY		Alfa Romeo GT1600 Junior	14:25.179	9	1 LAP	69.28	1:34.400
18	14	D1	Jai SHARMA		Lancia Fulvia HF	14:36.606	9	1 LAP	68.37	1:30.346
19	0	I	Ian FOSTER		Porsche 911	14:50.179	9	1 LAP	67.33	1:36.901
20	19	E	Jonathan SMART		Lancia Fulvia	14:55.291	9	1 LAP	66.95	1:36.658
21	58	D1	Tim BEAVIS		Lancia Fulvia HF	14:24.977	8	2 LAPS	61.59	1:44.842
22	73	C	Richard LAWSON		Lotus Elan Sprint	15:52.264	8	2 LAPS	55.95	1:37.862

### NOT CLASSIFIED

25	D2	Will FINN		Alfa Romeo 2000 GTV	10:58.536	7	D.N.F.	70.79	1:31.786
69	F	Andy SHEPHERD		Lotus Seven S2	7:05.589	5	D.N.F.	78.24	1:23.289
37	B	Ken DAVIES		Porsche 911E	6:11.248	4	D.N.F.	71.75	1:29.037
32	E	Simon HALL		Fiat X19	6:50.209	4	D.N.F.	64.94	1:38.787
11	E	Fos WILSON		MG Midget	5:07.384	3	D.N.F.	65.00	1:36.910
60	D2	David MARSHALL		Lancia Beta Montecarlo	3:57.618	2	D.N.F.	56.05	1:52.997
42	C	Ross BRAITHWAITE		Lotus	1:36.038	1	D.N.F.	69.34	1:36.038
27	B	Matthew BANNISTER		Datsun 240Z		0	D.N.F.	N/A	

### FASTEST LAP

69	F	Andy SHEPHERD		Lotus Seven S2	1:23.289	3	79.96mph	128.68kph
7	A	Richard THORNE		Morgan Plus 8	1:23.635	3	79.63mph	128.15kph
9	B	Julian BARTER		TVR 3000M	1:23.968	5	79.31mph	127.64kph
62	D2	James CALVERT		VW Porsche 914-4	1:26.344	10	77.13mph	124.13kph
48	D1	Guy HARTNELL		Lancia Fulvia	1:29.804	6	74.16mph	119.35kph
42	C	Ross BRAITHWAITE		Lotus	1:36.038	1	69.34mph	111.60kph
19	E	Jonathan SMART		Lancia Fulvia	1:36.658	5	68.90mph	110.88kph
0	I	Ian FOSTER		Porsche 911	1:36.901	6	68.73mph	110.61kph

Weather / Track : Sunny / Dry

These results are provisional until the conclusion of any judicial and technical matters.

Castle Combe

Circuit Length = 1.8500 miles.

Start: 15:28 End: 15:44

Clerk of Course:	Stewards:	Timekeeper:
------------------	-----------	-------------

# HSCC 70s Road Sports for the Wesprey Castings Tr

## LAP CHART - RACE 6

Lap 1			Lap 2			Lap 3			Lap 4			Lap 5		
No	Behind	Laptime	No	Behind	Laptime	No	Behind	Laptime	No	Behind	Laptime	No	Behind	Laptime
7		1:30.731	69		1:23.492	69		1:23.289	69		1:24.398	69		1:23.505
69	0.174	1:30.905	7	0.537	1:24.203	7	0.883	1:23.635	7	1.462	1:24.977	7	4.150	1:26.193
16	1.173	1:31.904	16	1.814	1:24.307	16	3.250	1:24.725	16	4.765	1:25.913	16	6.043	1:24.783
54	1.415	1:32.146	54	2.104	1:24.355	54	3.549	1:24.734	54	4.962	1:25.811	54	6.351	1:24.894
4	3.832	1:34.563	77	6.168	1:25.546	4	10.033	1:25.890	4	12.225	1:26.590	4	13.596	1:24.876
77	4.288	1:35.019	4	7.432	1:27.266	77	11.062	1:28.183	77	12.896	1:26.232	77	14.772	1:25.381
31	4.594	1:35.325	31	8.010	1:27.082	31	11.552	1:26.831	31	13.087	1:25.933	58	1 LAP	1:47.085
42	5.307	1:36.038	26	13.141	1:28.346	26	18.539	1:28.687	9	22.605	1:27.101	31	15.441	1:25.859
26	8.461	1:39.192	33	13.522	1:28.423	33	19.159	1:28.926	26	23.396	1:29.255	9	23.068	1:23.968
33	8.765	1:39.496	62	13.916	1:28.637	62	19.685	1:29.058	33	24.124	1:29.363	73	1 LAP	2:19.333P
62	8.945	1:39.676	20	14.751	1:29.145	9	19.902	1:26.023	62	24.515	1:29.228	33	29.258	1:28.639
20	9.272	1:40.003	57	16.160	1:29.575	20	20.361	1:28.899	20	25.289	1:29.326	26	29.621	1:29.730
57	10.251	1:40.982	9	17.168	1:27.850	57	22.160	1:29.289	57	27.367	1:29.605	62	30.036	1:29.026
37	11.069	1:41.800	37	18.096	1:30.693	37	23.844	1:29.037	37	29.164	1:29.718	20	30.378	1:28.594
63	12.426	1:43.157	63	20.593	1:31.833	63	29.770	1:32.466	14	37.468	1:31.227	57	33.120	1:29.258
39	12.844	1:43.575	39	21.112	1:31.934	39	30.228	1:32.405	63	37.581	1:32.209	63	46.161	1:32.085
9	12.984	1:43.715	25	21.735	1:31.995	25	30.542	1:32.096	25	37.974	1:31.830	14	46.456	1:32.493
25	13.406	1:44.137	14	21.995	1:31.152	14	30.639	1:31.933	48	41.597	1:34.876	25	46.849	1:32.380
48	14.019	1:44.750	48	23.286	1:32.933	48	31.119	1:31.122	39	41.820	1:35.990	39	48.834	1:30.519
14	14.509	1:45.240	34	24.322	1:32.780	34	32.962	1:31.929	34	42.281	1:33.717	48	50.052	1:31.960
34	15.208	1:45.939	10	27.891	1:34.400	10	39.137	1:34.535	10	49.526	1:34.787	34	51.114	1:32.338
10	17.157	1:47.888	0	33.613	1:38.464	0	47.363	1:37.039	0	1:00.503	1:37.538	10	1:00.462	1:34.441
0	18.815	1:49.546	19	35.326	1:38.322	11	49.698	1:36.910	19	1:03.893	1:36.668	0	1:14.042	1:37.044
19	20.670	1:51.401	11	36.077	1:37.486	19	51.623	1:39.586	32	1:08.125	1:38.787	19	1:17.046	1:36.658
32	21.281	1:52.012	32	36.732	1:39.117	73	53.370	1:39.281						
11	22.257	1:52.988	73	37.378	1:37.862	32	53.736	1:40.293						
73	23.182	1:53.913	58	53.271	1:47.462	58	1:16.004	1:46.022						
58	29.475	2:00.206	60	1:03.221	1:52.997									
60	33.890	2:04.621												



# HSCC 70s Road Sports for the Wesprey Castings Tr

## LAP CHART - RACE 6

(contd.)

Lap 6			Lap 7			Lap 8			Lap 9			Lap 10		
No	Behind	Laptime	No	Behind	Laptime	No	Behind	Laptime	No	Behind	Laptime	No	Behind	Laptime
7		1:24.967	7		1:24.903	7		1:25.013	7		1:24.974	7		1:26.441
16	1.890	1:24.964	19	1 LAP	1:38.228	16	2.270	1:25.553	10	1 LAP	1:34.650	16	2.596	1:26.131
54	2.127	1:24.893	16	1.730	1:24.743	54	2.555	1:25.543	16	2.906	1:25.610	54	2.864	1:26.110
4	9.760	1:25.281	54	2.025	1:24.801	0	1 LAP	1:37.955	54	3.195	1:25.614	58	2 LAPS	1:44.842
77	11.115	1:25.460	4	10.311	1:25.454	4	10.840	1:25.542	4	11.486	1:25.620	10	1 LAP	1:35.002
31	12.698	1:26.374	77	12.106	1:25.894	77	12.610	1:25.517	14	1 LAP	2:07.907	4	11.033	1:25.988
9	18.079	1:24.128	31	12.961	1:25.166	31	13.109	1:25.161	77	14.905	1:27.269	31	19.653	1:30.342
26	30.457	1:29.953	9	29.829	1:36.653	19	1 LAP	1:38.022	31	15.752	1:27.617	14	1 LAP	1:33.946
33	30.794	1:30.653	62	35.415	1:28.704	9	31.540	1:26.724	0	1 LAP	1:38.594	77	23.966	1:35.502
62	31.614	1:30.695	26	35.678	1:30.124	62	37.238	1:26.836	19	1 LAP	1:38.000	9	34.145	1:27.380
20	31.759	1:30.498	20	37.496	1:30.640	26	39.339	1:28.674	9	33.206	1:26.640	0	1 LAP	1:37.098
57	33.096	1:29.093	57	38.339	1:30.146	20	40.150	1:27.667	62	38.737	1:26.473	62	38.640	1:26.344
58	1 LAP	1:47.120	33	40.028	1:34.137	57	42.072	1:28.746	26	42.542	1:28.177	19	1 LAP	1:38.406
63	48.562	1:31.518	73	2 LAPS	3:21.529	33	42.411	1:27.396	20	42.963	1:27.787	26	45.100	1:28.999
25	49.518	1:31.786	58	1 LAP	1:45.691	63	1:01.874	1:31.995	33	46.268	1:28.831	20	45.526	1:29.004
14	49.701	1:32.362	63	54.892	1:31.233	39	1:02.293	1:30.624	57	47.283	1:30.185	33	47.017	1:27.190
39	50.273	1:30.556	14	55.144	1:30.346	73	2 LAPS	1:41.633	39	1:08.464	1:31.145	57	50.043	1:29.201
48	50.739	1:29.804	48	56.168	1:30.332	34	1:09.644	1:34.225	63	1:12.043	1:35.143	39	1:13.591	1:31.568
34	53.207	1:31.210	39	56.682	1:31.312	48	1:10.762	1:39.607	34	1:16.703	1:32.033	63	1:20.775	1:35.173
10	1:05.811	1:34.466	25	58.927	1:34.312	58	1 LAP	1:46.549	48	1:17.013	1:31.225	34	1:25.354	1:35.092
0	1:21.826	1:36.901	34	1:00.432	1:32.128				73	2 LAPS	1:39.318	48	1:25.973	1:35.401
			10	1:15.918	1:35.010							73	2 LAPS	1:39.395

# HSCC Classic F3 Championship

## QUALIFYING - RACE 7

POS	NO	CL	DRIVER	NAT	CAR	TIME	LAPS	GAP	MPH
1	77		Richard TROTT		Ralt RT1	1:09.535	12		95.77
2	58		Steve MAXTED		Argo JM6	1:10.541	10	1.006	94.41
3	56		David SMITHLES		March 793	1:10.818	12	1.283	94.04
4	1	I	Paul SMITH		Reynard SF79	1:11.621	11	2.086	92.98
5	17		Keith WHITE		Ralt RT-1	1:11.766	10	2.231	92.80
6	47		Ian SMITH		Argo JM6	1:12.337	10	2.802	92.06
7	46		Alan GOODMAN		March 793	1:12.656	10	3.121	91.66
8	3		John WATSON		March 803	1:12.984	10	3.449	91.25
9	5		Paul WYETH		March 793	1:14.984	10	5.449	88.81
10	57		Chris LEVY		March 713M	1:17.915	10	8.380	85.47
11	42		Tom THORNTON		March 743	1:18.846	10	9.311	84.46
12	96		Gareth WALTERS		Mallock MK11b	1:33.859	8	24.324	70.95
13	64	I	Janet SHERRY		Royale RP27	2:24.634	1	1:15.099	46.04

No 64 - 1 Lap Only

Weather / Track : Sunny / Dry

These results are provisional until the conclusion of any judicial and technical matters.

Castle Combe

Circuit Length = 1.8500 miles.

Start: 10:43 End: 11:05

Clerk of Course:	Stewards:	Timekeeper:
------------------	-----------	-------------

# HSCC Classic F3 Championship

## QUALIFYING - LAP ANALYSIS

<b>1</b>	<b>Paul SMITH</b>	Reynard SF79
1 -	1:52.669	6 - 1:11.973
2 -	1:17.493	7 - 1:14.524
3 -	1:14.297	8 - 1:13.496
4 -	X:00.000	9 - <b>1:11.621</b>
5 -	1:12.143	10 - 1:12.224
<b>3</b>	<b>John WATSON</b>	March 803
1 -	2:23.104	6 - 1:17.516
2 -	1:31.073	7 - 1:15.760
3 -	X:00.000	8 - 1:14.599
4 -	1:18.747	9 - 1:13.965
5 -	1:18.687	10 - <b>1:12.984</b>
<b>5</b>	<b>Paul WYETH</b>	March 793
1 -	2:15.230	6 - 1:18.564
2 -	1:30.174	7 - 1:16.474
3 -	X:00.000	8 - <b>1:14.984</b>
4 -	1:17.386	9 - 1:16.157
5 -	1:15.880	10 - 1:15.302
<b>17</b>	<b>Keith WHITE</b>	Ralt RT-1
1 -	2:18.736	6 - 1:15.215
2 -	1:31.324	7 - 1:12.022
3 -	X:00.000	8 - <b>1:11.766</b>
4 -	1:14.770	9 - 1:16.723
5 -	1:18.333	10 - 1:12.645
<b>42</b>	<b>Tom THORNTON</b>	March 743
1 -	2:14.452	6 - 1:40.703
2 -	1:33.853	7 - 1:20.563
3 -	X:00.000	8 - <b>1:18.846</b>
4 -	1:19.149	9 - 1:19.676
5 -	1:19.222	10 - 1:19.068
<b>46</b>	<b>Alan GOODMAN</b>	March 793
1 -	2:21.465	6 - 1:23.427
2 -	1:29.203	7 - 1:16.636
3 -	X:00.000	8 - 1:16.391
4 -	1:17.703	9 - 1:13.999
5 -	1:16.530	10 - <b>1:12.656</b>
<b>47</b>	<b>Ian SMITH</b>	Argo JM6
1 -	2:06.163	6 - 1:18.490
2 -	1:35.831	7 - 1:14.043
3 -	X:00.000	8 - 1:14.397
4 -	1:15.426	9 - <b>1:12.337</b>
5 -	1:14.503	10 - 1:12.964

# HSCC Classic F3 Championship


## QUALIFYING - LAP ANALYSIS

(contd.)

<b>56</b>	<b>David SMITHLES</b>	March 793
1 -	2:01.048	6 - 1:12.129
2 -	1:31.548	7 - 1:12.280
3 -	1:15.936	8 - 1:11.667
4 -	9:26.118	9 - 1:11.562
5 -	1:14.034	10 - 1:12.321
<b>57</b>	<b>Chris LEVY</b>	March 713M
1 -	2:16.729	6 - 1:19.876
2 -	1:31.145	7 - 1:19.702
3 -	X:00.000	8 - 1:18.482
4 -	1:21.699	9 - <b>1:17.915</b>
5 -	1:20.272	10 - 1:18.005
<b>58</b>	<b>Steve MAXTED</b>	Argo JM6
1 -	1:54.603	6 - 1:11.359
2 -	1:17.550	7 - 1:11.174
3 -	1:12.838	8 - 1:12.118
4 -	X:00.000P	9 - 1:25.876
5 -	2:17.301	10 - <b>1:10.541</b>
<b>64</b>	<b>Janet SHERRY</b>	Royale RP27
1 -	<b>2:24.634</b>	
<b>77</b>	<b>Richard TROTT</b>	Ralt RT1
1 -	1:39.826	6 - 1:13.590
2 -	1:20.596	7 - 1:11.079
3 -	1:17.999	8 - 1:10.446
4 -	X:00.000	9 - 1:10.268
5 -	1:12.158	10 - 1:10.061
<b>96</b>	<b>Gareth WALTERS</b>	Mallock MK11b
1 -	2:29.106	6 - 1:36.553
2 -	2:04.346	7 - 1:34.038
3 -	X:00.000	8 - <b>1:33.859</b>
4 -	1:43.399	
5 -	1:41.595	

# HSCC Classic F3 Championship

## GRID - RACE 7

ROW 7	2:24.634 64 SHERRY	
ROW 6	1:18.846 42 THORNTON	1:33.859 96 WALTERS
ROW 5	1:14.984 5 WYETH	1:17.915 57 LEVY
ROW 4	1:12.656 46 GOODMAN	1:12.984 3 WATSON
ROW 3	1:11.766 17 WHITE	1:12.337 47 SMITH
ROW 2	1:10.818 56 SMITHLES	1:11.621 1 SMITH
ROW 1	1:09.535 77 TROTT	1:10.541 58 MAXTED
<b>POLE</b>		
		

No 64 - 1 Lap Only

Weather / Track : Sunny / Dry

These results are provisional until the conclusion of any judicial and technical matters.

Castle Combe

Circuit Length = 1.8500 miles.

Start: 10:43 End: 11:05

Clerk of Course:	Stewards:	Timekeeper:
------------------	-----------	-------------

# HSCC Classic F3 Championship

## RACE CLASSIFICATION - RACE 7

POS	NO	CL	DRIVER	NAT	CAR	TIME	LAPS	GAP	MPH	BEST
1	58		Steve MAXTED		Argo JM6	11:56.612	10		92.93	1:10.753
2	77		Richard TROTT		Ralt RT1	11:57.118	10	0.506	92.87	1:10.377
3	47		Ian SMITH		Argo JM6	12:16.435	10	19.823	90.43	1:12.210
4	17		Keith WHITE		Ralt RT-1	12:17.038	10	20.426	90.36	1:12.204
5	46		Alan GOODMAN		March 793	12:30.426	10	33.814	88.75	1:13.384
6	56		David SMITHLES		March 793	12:30.612	10	34.000	88.72	1:12.082
7	5		Paul WYETH		March 793	12:36.057	10	39.445	88.08	1:13.815
8	1	I	Paul SMITH		Reynard SF79	12:36.624	10	40.012	88.02	1:13.182
9	3		John WATSON		March 803	12:41.702	10	45.090	87.43	1:13.102
10	57		Chris LEVY		March 713M	13:11.875	10	1:15.263	84.10	1:17.932
11	64	I	Janet SHERRY		Royale RP27	12:30.101	9	1 LAP	79.90	1:21.949
12	42		Tom THORNTON		March 743	12:31.698	9	1 LAP	79.73	1:22.138
13	96		Gareth WALTERS		Mallock MK11b	13:03.643	8	2 LAPS	67.99	1:31.840

### FASTEST LAP

77			Richard TROTT		Ralt RT1	1:10.377	6	94.63mph	152.29kph
1	I		Paul SMITH		Reynard SF79	1:13.182	5	91.00mph	146.46kph

Nos 1 & 3 - 10 sec jump start penalty

Weather / Track : Sunny / Dry

These results are provisional until the conclusion of any judicial and technical matters.

Castle Combe

Circuit Length = 1.8500 miles.

Start: 16:01 End: 16:14

Clerk of Course:	Stewards:	Timekeeper:
------------------	-----------	-------------

# HSCC Classic F3 Championship

## LAP CHART - RACE 7

Lap 1			Lap 2			Lap 3			Lap 4			Lap 5		
No	Behind	Laptime	No	Behind	Laptime	No	Behind	Laptime	No	Behind	Laptime	No	Behind	Laptime
77		1:16.879	77		1:11.212	77		1:10.847	58		1:11.021	58		1:10.954
58	0.430	1:17.309	58	0.420	1:11.202	58	0.326	1:10.753	77	0.730	1:12.077	77	1.054	1:11.278
47	3.026	1:19.905	47	4.580	1:12.766	47	6.589	1:12.856	47	8.781	1:13.539	47	10.604	1:12.777
17	3.544	1:20.423	17	5.315	1:12.983	17	7.278	1:12.810	17	9.295	1:13.364	17	11.176	1:12.835
46	5.324	1:22.203	1	7.726	1:13.416	1	10.096	1:13.217	1	12.307	1:13.558	1	14.535	1:13.182
1	5.522	1:22.401	46	9.054	1:14.942	46	12.518	1:14.311	56	14.268	1:12.752	56	15.396	1:12.082
56	6.583	1:23.462	56	9.326	1:13.955	56	12.863	1:14.384	46	16.059	1:14.888	46	19.096	1:13.991
3	7.057	1:23.936	3	9.648	1:13.803	3	13.278	1:14.477	3	17.535	1:15.604	3	19.683	1:13.102
5	8.261	1:25.140	5	11.598	1:14.549	5	15.741	1:14.990	5	19.222	1:14.828	5	23.210	1:14.942
57	9.166	1:26.045	57	17.040	1:19.086	57	25.178	1:18.985	96	1 LAP	1:39.941	57	40.012	1:18.503
64	13.281	1:30.160	64	25.021	1:22.952	64	36.529	1:22.355	57	32.463	1:18.632	96	1 LAP	1:36.079
42	14.097	1:30.976	42	25.428	1:22.543	42	36.916	1:22.335	64	47.360	1:22.178	64	58.983	1:22.577
96	34.972	1:51.851	96	1:01.565	1:37.805				42	47.742	1:22.173	42	1:00.249	1:23.461

Nos 1 & 3 - 10 sec jump start penalty  
Weather / Track : Sunny / Dry

Castle Combe  
Circuit Length = 1.8500 miles.  
Start: 16:01 End: 16:14

# HSCC Classic F3 Championship

## LAP CHART - RACE 7

(contd.)

Lap 6			Lap 7			Lap 8			Lap 9			Lap 10		
No	Behind	Laptime	No	Behind	Laptime	No	Behind	Laptime	No	Behind	Laptime	No	Behind	Laptime
58		1:10.802	58		1:11.592	58		1:11.260	58		1:10.785	58		1:10.934
77	0.629	1:10.377	77	0.236	1:11.199	77	0.783	1:11.807	77	0.768	1:10.770	77	0.506	1:10.672
47	12.012	1:12.210	47	12.998	1:12.578	64	1 LAP	1:22.631	47	17.050	1:13.433	47	19.823	1:13.707
17	12.578	1:12.204	17	13.547	1:12.561	42	1 LAP	1:22.419	17	17.705	1:13.651	17	20.426	1:13.655
1	17.495	1:13.762	1	19.201	1:13.298	47	14.402	1:12.664	64	1 LAP	1:22.665	1	30.012	1:15.290
56	17.819	1:13.225	56	19.706	1:13.479	17	14.839	1:12.552	42	1 LAP	1:23.195	64	1 LAP	1:21.949
46	22.018	1:13.724	46	24.273	1:13.847	96	2 LAPS	1:35.901	1	25.656	1:14.714	46	33.814	1:13.857
3	22.303	1:13.422	3	24.511	1:13.800	56	21.044	1:12.598	46	30.891	1:15.279	56	34.000	1:13.568
5	27.055	1:14.647	5	29.830	1:14.367	1	21.727	1:13.786	3	31.162	1:15.038	42	1 LAP	1:22.458
57	47.378	1:18.168	57	53.718	1:17.932	46	26.397	1:13.384	56	31.366	1:21.107	3	35.090	1:14.862
96	1 LAP	1:34.134				3	26.909	1:13.658	5	35.951	1:14.351	5	39.445	1:14.428
64	1:10.815	1:22.634				5	32.385	1:13.815	96	2 LAPS	1:36.092	96	2 LAPS	1:31.840
42	1:11.585	1:22.138				57	1:00.791	1:18.333	57	1:08.156	1:18.150	57	1:15.263	1:18.041

Nos 1 & 3 - 10 sec jump start penalty  
Weather / Track : Sunny / Dry

Castle Combe  
Circuit Length = 1.8500 miles.  
Start: 16:01 End: 16:14



## Castle Combe Special GT Championship QUALIFYING - RACE 8

POS	NO	CL	DRIVER	NAT	CAR	TIME	LAPS	GAP	MPH
1	8	A	David KRAYEM		Stealth B6 GT	1:07.634	11		98.47
2	86	C	Louis DAVIDSON		Radical Prosport	1:07.718	12	0.084	98.34
3	45	C	Dan COMPTON		Radical Pro Sport	1:08.783	12	1.149	96.82
4	33	B	Doug SETTERS		Jade Trackstar	1:10.354	10	2.720	94.66
5	3	A	Derek GORE		LM3000 Prosport	1:10.633	13	2.999	94.29
6	40	B	David SMITH		Mallock MK34	1:11.091	11	3.457	93.68
7	36	B	Christopher LAKE		Nemesis Vauxhall RME 97	1:12.083	12	4.449	92.39
8	85	C	Russell SPENCE		Radical SR3 Supersport	1:12.292	12	4.658	92.12
9	41	B	Oliver BULL		Rawlson GT	1:12.301	13	4.667	92.11
10	84	C	Nick DAVIES		Radical SR3	1:13.124	12	5.490	91.07
11	78	C	Shane MARSHALL		Mallock MK28	1:13.985	12	6.351	90.01
12	80	C	Giles ADAMS		Global GT Light	1:15.435	13	7.801	88.28
13	91	D	Vince WOODMAN		Ferrari 355	1:15.576	12	7.942	88.12
14	76	C	Norman LACKFORD		Saxon SRC	1:16.875	6	9.241	86.63
15	29	C	Sebastian COMERY		Caterham R500	1:17.307	11	9.673	86.15
16	99	D	Tony BAXTER		Porsche 968 Club sport	1:23.694	10	16.060	79.57
17	79	A	Lloyd EDWARDS		Ford Focus RS	1:25.120	11	17.486	78.24
18	38	B	Robert NASH		Lola Hart	1:26.442	4	18.808	77.04

No 9 practiced out of session  
Weather / Track : Sunny / Dry

These results are provisional until the conclusion of any judicial and technical matters.

Castle Combe  
Circuit Length = 1.8500 miles.  
Start: 11:08 End: 11:24

Clerk of Course:	Stewards:	Timekeeper:
------------------	-----------	-------------

## Castle Combe Special GT Championship QUALIFYING - LAP ANALYSIS

<b>3</b>	<b>Derek GORE</b>	LM3000 Prosport
1 -	2:01.473	6 - 1:11.747
2 -	1:37.227	7 - 1:12.498
3 -	1:20.095	8 - 1:12.901
4 -	1:12.579	9 - 1:11.841
5 -	1:11.455	10 - 1:11.465
11 -	1:12.229	12 - <b>1:10.633</b>
13 -	1:12.569	
<b>8</b>	<b>David KRAYEM</b>	Stealth B6 GT
1 -	1:42.288	6 - 1:09.193
2 -	1:21.912	7 - <b>1:07.634</b>
3 -	1:11.335	8 - 1:07.804
4 -	1:10.861	9 - 1:11.050
5 -	1:12.664	10 - 1:08.902
<b>9</b>	<b>TBD</b>	
1 -	2:35.719	6 - 1:28.409
2 -	1:32.775	7 - 1:26.918
3 -	1:27.444	8 - 1:25.984
4 -	1:25.555	9 - 1:27.511
5 -	<b>1:24.754</b>	10 - 1:24.884
<b>29</b>	<b>Sebastian COMERY</b>	Caterham R500
1 -	2:27.824	6 - 1:19.031
2 -	1:31.922	7 - 1:18.796
3 -	1:24.693	8 - <b>1:17.307</b>
4 -	1:21.823	9 - 1:20.142
5 -	1:19.419	10 - 1:18.086
<b>33</b>	<b>Doug SETTERS</b>	Jade Trackstar
1 -	2:17.154	6 - 1:10.544
2 -	1:24.586	7 - 1:11.836
3 -	1:15.508	8 - 1:10.494
4 -	1:12.288	9 - <b>1:10.354</b>
5 -	1:11.338	10 - 1:40.424P
<b>36</b>	<b>Christopher LAKE</b>	Nemesis Vauxhall RME 97
1 -	2:31.828	6 - 1:16.011
2 -	1:32.779	7 - 1:16.296
3 -	1:18.644	8 - 1:14.028
4 -	1:16.875	9 - 1:13.749
5 -	1:16.025	10 - 1:13.542
<b>38</b>	<b>Robert NASH</b>	Lola Hart
1 -	2:08.759	
2 -	1:40.262	
3 -	<b>1:26.442</b>	
4 -	2:01.166P	

No 9 practiced out of session  
Weather / Track : Sunny / Dry

# Castle Combe Special GT Championship

## QUALIFYING - LAP ANALYSIS

(contd.)

<b>40</b>	<b>David SMITH</b>	Mallock MK34
1 - 1:55.470	6 - 1:12.207	11 - <b>1:11.091</b>
2 - 1:32.294	7 - 1:32.586P	
3 - 1:18.321	8 - 2:25.163	
4 - 1:13.948	9 - 1:13.298	
5 - 1:12.070	10 - 1:11.566	
<b>41</b>	<b>Oliver BULL</b>	Rawlson GT
1 - 1:56.535	6 - 1:13.970	11 - <b>1:12.301</b>
2 - 1:27.779	7 - 1:15.255	12 - 1:12.401
3 - 1:17.430	8 - 1:12.685	13 - 1:12.885
4 - 1:14.380	9 - 1:13.497	
5 - 1:13.702	10 - 1:13.526	
<b>45</b>	<b>Dan COMPTON</b>	Radical Pro Sport
1 - 1:48.419	6 - 1:09.397	11 - <b>1:08.783</b>
2 - 1:26.373	7 - 1:30.071P	12 - 1:10.426
3 - 1:14.328	8 - 2:48.523	
4 - 1:11.306	9 - 1:10.110	
5 - 1:12.033	10 - 1:09.176	
<b>76</b>	<b>Norman LACKFORD</b>	Saxon SRC
1 - 2:18.235	6 - <b>1:16.875</b>	
2 - 1:32.484		
3 - 1:21.574		
4 - 1:21.265		
5 - 1:19.343		
<b>78</b>	<b>Shane MARSHALL</b>	Mallock MK28
1 - 2:26.578	6 - 1:18.553	11 - 1:14.177
2 - 1:30.852	7 - 1:18.161	12 - 1:15.016
3 - 1:18.184	8 - 1:14.088	
4 - 1:19.127	9 - <b>1:13.985</b>	
5 - 1:19.183	10 - 1:16.409	
<b>79</b>	<b>Lloyd EDWARDS</b>	Ford Focus RS
1 - 2:23.314	6 - 1:30.781	11 - 1:25.910
2 - 1:33.938	7 - 1:28.422	
3 - 1:31.709	8 - 1:26.522	
4 - 1:28.539	9 - 1:27.061	
5 - 1:25.865	10 - <b>1:25.120</b>	
<b>80</b>	<b>Giles ADAMS</b>	Global GT Light
1 - 1:37.861	6 - 1:16.439	11 - 1:16.281
2 - 1:20.617	7 - 1:15.900	12 - 1:17.068
3 - 1:18.093	8 - <b>1:15.435</b>	13 - 1:20.551
4 - 1:19.522	9 - 1:16.111	
5 - 1:18.677	10 - 1:15.851	

No 9 practiced out of session  
Weather / Track : Sunny / Dry

Castle Combe  
Circuit Length = 1.8500 miles.  
Start: 11:08 End: 11:24

# Castle Combe Special GT Championship


## QUALIFYING - LAP ANALYSIS

(contd.)

<b>84</b>	<b>Nick DAVIES</b>	Radical SR3
1 - 2:31.860	6 - 1:15.352	11 - 1:14.412
2 - 1:29.905	7 - 1:14.823	12 - 1:14.523
3 - 1:25.372	8 - <b>1:13.124</b>	
4 - 1:16.282	9 - 1:13.458	
5 - 1:14.237	10 - 1:14.067	
<b>85</b>	<b>Russell SPENCE</b>	Radical SR3 Supersport
1 - 1:49.413	6 - 1:13.686	11 - 1:27.931
2 - 1:28.977	7 - 1:13.238	12 - 1:30.001
3 - 1:27.003	8 - 1:13.973	
4 - 1:31.025	9 - <b>1:12.292</b>	
5 - 1:25.670	10 - 1:18.936	
<b>86</b>	<b>Louis DAVIDSON</b>	Radical Prosport
1 - 1:48.568	6 - 1:10.086	11 - 1:08.013
2 - 1:49.311	7 - 1:14.518	12 - <b>1:07.718</b>
3 - 1:29.983	8 - 1:28.052	
4 - 1:18.277	9 - 1:10.018	
5 - 1:13.997	10 - 1:08.317	
<b>91</b>	<b>Vince WOODMAN</b>	Ferrari 355
1 - 1:58.535	6 - 1:15.979	11 - 1:16.623
2 - 1:34.810	7 - 1:16.650	12 - <b>1:15.576</b>
3 - 1:19.380	8 - 1:18.311	
4 - 1:19.718	9 - 1:17.865	
5 - 1:16.748	10 - 1:17.408	
<b>99</b>	<b>Tony BAXTER</b>	Porsche 968 Club sport
1 - 2:02.896	6 - 1:24.530	
2 - 1:39.483	7 - 1:24.507	
3 - 1:26.983	8 - 1:30.258	
4 - 1:25.252	9 - <b>1:23.694</b>	
5 - 1:25.164	10 - 1:27.316	

# Castle Combe Special GT Championship

## GRID - RACE 8

ROW 9	1:25.120 79 EDWARDS	1:26.442 38 NASH
ROW 8	1:17.307 29 COMERY	1:23.694 99 BAXTER
ROW 7	1:15.576 91 WOODMAN	1:16.875 76 LACKFORD
ROW 6	1:13.985 78 MARSHALL	1:15.435 80 ADAMS
ROW 5	1:12.301 41 BULL	1:13.124 84 DAVIES
ROW 4	1:12.083 36 LAKE	1:12.292 85 SPENCE
ROW 3	1:10.633 3 GORE	1:11.091 40 SMITH
ROW 2	1:08.783 45 COMPTON	1:10.354 33 SETTERS
ROW 1	1:07.634 8 KRAYEM	1:07.718 86 DAVIDSON
<b>POLE</b>		
		

**No 9 practiced out of session**  
**Weather / Track : Sunny / Dry**  
**These results are provisional until the conclusion of any judicial and technical matters.**

Castle Combe  
 Circuit Length = 1.8500 miles.  
 Start: 11:08 End: 11:24

Clerk of Course:	Stewards:	Timekeeper:
------------------	-----------	-------------

# Castle Combe Special GT Championship

## RACE CLASSIFICATION - RACE 8

POS	NO	CL	DRIVER	NAT	CAR	TIME	LAPS	GAP	MPH	BEST
1	45	C	Dan COMPTON		Radical Pro Sport	14:08.388	12		94.20	1:09.006
2	85	C	Russell SPENCE		Radical SR3 Supersport	14:08.769	12	0.381	94.16	1:09.017
3	36	B	Christopher LAKE		Nemesis Vauxhall RME 97	14:09.016	12	0.628	94.13	1:09.291
4	86	C	Louis DAVIDSON		Radical Prosport	14:27.370	12	18.982	92.14	1:09.011
5	84	C	Nick DAVIES		Radical SR3	14:56.586	12	48.198	89.13	1:12.146
6	41	B	Oliver BULL		Rawlson GT	14:57.565	12	49.177	89.04	1:12.162
7	40	B	David SMITH		Mallock MK34	14:57.718	12	49.330	89.02	1:12.117
8	3	A	Derek GORE		LM3000 Prosport	15:06.423	12	58.035	88.17	1:12.211
9	78	C	Shane MARSHALL		Mallock MK28	15:07.470	12	59.082	88.06	1:13.636
10	76	C	Norman LACKFORD		Saxon SRC	15:21.096	12	1:12.708	86.76	1:13.281
11	91	D	Vince WOODMAN		Ferrari 355	14:30.850	11	1 LAP	84.12	1:16.305
12	80	C	Giles ADAMS		Global GT Light	15:02.279	11	1 LAP	81.19	1:19.118
13	99	D	Tony BAXTER		Porsche 968 Club sport	14:27.498	10	2 LAPS	76.77	1:25.274
14	79	A	Lloyd EDWARDS		Ford Focus RS	14:35.738	10	2 LAPS	76.05	1:25.450

### NOT CLASSIFIED

8	A	David KRAYEM		Stealth B6 GT	11:42.029	10	D.N.F.	94.86	1:08.717
29	B	Sebastian COMERY		Caterham R500	8:00.501	6	D.N.F.	83.16	1:16.865

### FASTEST LAP

8	A	David KRAYEM		Stealth B6 GT	1:08.717	8	96.91mph	155.97kph
45	C	Dan COMPTON		Radical Pro Sport	1:09.006	5	96.51mph	155.32kph
36	B	Christopher LAKE		Nemesis Vauxhall RME 97	1:09.291	5	96.11mph	154.68kph
91	D	Vince WOODMAN		Ferrari 355	1:16.305	5	87.28mph	140.46kph

Weather / Track : Sunny / Dry

These results are provisional until the conclusion of any judicial and technical matters.

Castle Combe

Circuit Length = 1.8500 miles.

Start: 16:26 End: 16:42

Clerk of Course:	Stewards:	Timekeeper:
------------------	-----------	-------------

# Castle Combe Special GT Championship

## LAP CHART - RACE 8

Lap 1			Lap 2			Lap 3			Lap 4			Lap 5		
No	Behind	Laptime	No	Behind	Laptime	No	Behind	Laptime	No	Behind	Laptime	No	Behind	Laptime
8		1:16.431	8		1:09.589	8		1:09.668	8		1:09.769	8		1:09.256
45	1.417	1:17.848	45	1.961	1:10.133	45	1.830	1:09.537	45	1.369	1:09.308	45	1.119	1:09.006
85	2.616	1:19.047	85	2.490	1:09.463	85	2.368	1:09.546	85	1.797	1:09.198	85	1.558	1:09.017
36	3.064	1:19.495	36	3.233	1:09.758	36	3.056	1:09.491	36	2.801	1:09.514	36	2.836	1:09.291
3	5.316	1:21.747	3	7.938	1:12.211	3	13.157	1:14.887	3	17.637	1:14.249	3	21.252	1:12.871
76	6.088	1:22.519	76	10.339	1:13.840	76	13.952	1:13.281	86	18.287	1:12.292	86	21.412	1:12.381
40	7.021	1:23.452	40	13.093	1:15.661	86	15.764	1:12.108	76	18.904	1:14.721	76	25.312	1:15.664
86	7.736	1:24.167	86	13.324	1:15.177	40	17.711	1:14.286	40	22.760	1:14.818	40	27.144	1:13.640
41	8.397	1:24.828	41	13.676	1:14.868	41	18.086	1:14.078	84	23.736	1:14.962	84	27.347	1:12.867
84	10.777	1:27.208	84	15.314	1:14.126	84	18.543	1:12.897	41	23.908	1:15.591	41	27.709	1:13.057
78	12.734	1:29.165	78	17.232	1:14.087	78	21.200	1:13.636	78	26.600	1:15.169	78	31.863	1:14.519
91	12.774	1:29.205	91	21.669	1:18.484	91	31.015	1:19.014	91	39.445	1:18.199	91	46.494	1:16.305
80	13.906	1:30.337	29	24.989	1:20.092	29	33.025	1:17.704	29	41.188	1:17.932	29	48.797	1:16.865
29	14.486	1:30.917	80	25.938	1:21.621	80	37.953	1:21.683	80	49.363	1:21.179	80	1:01.961	1:21.854
99	17.104	1:33.535	99	33.122	1:25.607	99	49.436	1:25.982	99	1:05.220	1:25.553			
79	18.876	1:35.307	79	35.304	1:26.017	79	51.633	1:25.997	79	1:07.608	1:25.744			

# Castle Combe Special GT Championship

## LAP CHART - RACE 8

(contd.)

Lap 6			Lap 7			Lap 8			Lap 9			Lap 10		
No	Behind	Laptime	No	Behind	Laptime	No	Behind	Laptime	No	Behind	Laptime	No	Behind	Laptime
8		1:08.897	8		1:09.581	8		1:08.717	8		1:09.072	8		1:11.049
45	1.866	1:09.644	85	1.819	1:09.346	85	2.190	1:09.088	91	1 LAP	1:19.563	85	3.888	1:10.425
85	2.054	1:09.393	45	2.902	1:10.617	45	3.364	1:09.179	85	4.512	1:11.394	45	4.231	1:10.521
36	4.344	1:10.405	36	4.828	1:10.065	36	6.147	1:10.036	45	4.759	1:10.467	36	6.148	1:10.000
99	1 LAP	1:26.796	80	1 LAP	1:22.500	80	1 LAP	1:22.221	36	7.197	1:10.122	91	1 LAP	1:19.397
79	1 LAP	1:27.114	86	22.406	1:09.708	86	24.091	1:10.402	86	26.640	1:11.621	86	25.143	1:09.552
86	22.279	1:09.764	3	29.390	1:13.531	3	35.467	1:14.794	80	1 LAP	1:21.150	80	1 LAP	1:20.351
3	25.440	1:13.085	99	1 LAP	1:26.561	84	42.297	1:14.503	3	40.252	1:13.857	3	42.230	1:13.027
76	32.068	1:15.653	79	1 LAP	1:27.312	41	43.509	1:15.038	84	46.062	1:12.837	84	47.159	1:12.146
40	32.433	1:14.186	84	36.511	1:13.176	40	44.518	1:13.657	41	47.267	1:12.830	41	48.448	1:12.230
84	32.916	1:14.466	41	37.188	1:13.297	99	1 LAP	1:27.240	40	48.357	1:12.911	40	49.425	1:12.117
41	33.472	1:14.660	40	39.578	1:16.726	76	49.713	1:18.172	78	54.679	1:13.843	78	57.270	1:13.640
78	37.454	1:14.488	76	40.258	1:17.771	78	49.908	1:16.586	76	1:00.017	1:19.376	76	1:03.376	1:14.408
91	55.564	1:17.967	78	42.039	1:14.166	79	1 LAP	1:28.533	99	1 LAP	1:25.664			
29	56.891	1:16.991	91	1:02.583	1:16.600				79	1 LAP	1:25.450			



# Castle Combe Special GT Championship

## LAP CHART - RACE 8

(contd.)

Lap 11			Lap 12			Lap 13			Lap 14			Lap 15		
No	Behind	Laptime	No	Behind	Laptime	No	Behind	Laptime	No	Behind	Laptime	No	Behind	Laptime
45		1:11.424	45		1:10.704									
85	1.622	1:13.389	85	0.381	1:09.463									
36	1.896	1:11.403	36	0.628	1:09.436									
99	2 LAPS	1:25.274	86	18.982	1:11.187									
79	2 LAPS	1:28.480	99	2 LAPS	1:25.286									
91	1 LAP	1:17.435	91	1 LAP	1:18.681									
86	18.499	1:09.011	79	2 LAPS	1:25.784									
3	43.406	1:16.831	84	48.198	1:14.259									
80	1 LAP	1:19.118	41	49.177	1:14.926									
84	44.643	1:13.139	40	49.330	1:13.450									
41	44.955	1:12.162	80	1 LAP	1:20.265									
40	46.584	1:12.814	3	58.035	1:25.333									
78	55.933	1:14.318	78	59.082	1:13.853									
76	1:03.132	1:15.411	76	1:12.708	1:20.280									

## Classic Racing Cars for the Retro Track and Air QUALIFYING - RACE 9

POS	NO	CL	DRIVER	NAT	CAR	TIME	LAPS	GAP	MPH
1	1	E2	Matthew WATTS		Brabham BT16	1:12.157	12		92.29
2	85	E2	Edward BARRINGTON		Brabham BT21	1:14.768	11	2.611	89.07
3	36	E2	Tony KEELE		Palliser WDB3	1:15.883	12	3.726	87.76
4	84	E2	Roger BEVAN		Brabham BT21A	1:16.614	12	4.457	86.92
5	9	C	John BLADON		Merlyn MK9 F2	1:17.316	11	5.159	86.14
6	30	E2	Richard KENDLE		Brabham BT21B	1:17.388	12	5.231	86.06
7	65	F	C LILLINGSTON PRICE		Merlyn MKII	1:17.700	9	5.543	85.71
8	15	D	Chris SMITH		Chevron B17	1:18.280	11	6.123	85.07
9	44	E4	Michael SCOTT		March 702	1:18.413	11	6.256	84.93
10	73	E2	Ed MERCER		Palliser WDB2	1:18.448	11	6.291	84.89
11	56	E2	Cliff GIDDENS		Brabham BT16	1:19.725	6	7.568	83.53
12	38	F	Rob MANGER		Royale RP3	1:21.756	11	9.599	81.46
13	35	D	David PULLEN		Chevron B17	1:21.824	11	9.667	81.39
14	90	F	Henry SCOTT		Lola T200	1:22.158	11	10.001	81.06
15	75	F	Anthony GODDARD		Merlyn MK20	1:22.304	11	10.147	80.92
16	78	F	John SYKES		Merlyn 11A	1:23.021	10	10.864	80.22
17	93	F	Neil FENDER		Jamun T2	1:23.369	10	11.212	79.88
18	12	C	David BROWN		Brabham BT6	1:23.485	11	11.328	79.77
19	46	F	Mike BROMLEY		Merlyn Mk 11A	1:25.279	10	13.122	78.09
20	76	C	Kevin WHITTLE		Lotus 35	1:36.244	9	24.087	69.19

Nos 76 & 85 - Please Fit Transponder  
Weather / Track : Sunny / Dry

www.mstworld.com

Castle Combe  
Circuit Length = 1.8500 miles.  
Start: 11:27 End: 11:42

Printed - 11:44 Saturday, 07 August 2004

## Classic Racing Cars for the Retro Track and Air QUALIFYING - LAP ANALYSIS

<b>1</b>	<b>Matthew WATTS</b>	Brabham BT16
1 - 1:44.281	6 - 1:13.545	11 - 1:14.357
2 - 1:18.028	7 - 1:13.539	12 - 1:48.032P
3 - 1:14.075	8 - 1:12.832	
4 - 1:14.118	9 - 1:19.632	
5 - 1:12.363	10 - <b>1:12.157</b>	
<b>9</b>	<b>John BLADON</b>	Merlyn MK9 F2
1 - 2:42.951	6 - 1:18.058	11 - <b>1:17.316</b>
2 - 1:28.792	7 - 1:24.355	
3 - 1:23.266	8 - 1:18.716	
4 - 1:20.962	9 - 1:18.389	
5 - 1:19.538	10 - 1:19.258	
<b>12</b>	<b>David BROWN</b>	Brabham BT6
1 - 2:04.573	6 - 1:25.893	11 - <b>1:23.485</b>
2 - 1:37.206	7 - 1:34.249	
3 - 1:29.033	8 - 1:27.730	
4 - 1:25.561	9 - 1:25.178	
5 - 1:26.047	10 - 1:23.819	
<b>15</b>	<b>Chris SMITH</b>	Chevron B17
1 - 2:11.605	6 - 1:22.033	11 - 1:19.209
2 - 1:36.921	7 - 1:19.880	
3 - 1:28.660	8 - 1:18.391	
4 - 1:24.137	9 - 1:19.648	
5 - 1:21.588	10 - <b>1:18.280</b>	
<b>30</b>	<b>Richard KENDLE</b>	Brabham BT21B
1 - 1:58.933	6 - 1:22.430	11 - 1:18.457
2 - 1:29.108	7 - 1:20.981	12 - <b>1:17.388</b>
3 - 1:21.647	8 - 1:29.999	
4 - 1:19.894	9 - 1:19.012	
5 - 1:19.155	10 - 1:19.848	
<b>35</b>	<b>David PULLEN</b>	Chevron B17
1 - 2:00.644	6 - 1:25.618	11 - <b>1:21.824</b>
2 - 1:38.277	7 - 1:23.915	
3 - 1:28.339	8 - 1:23.354	
4 - 1:25.661	9 - 1:22.562	
5 - 1:24.931	10 - 1:25.459	
<b>36</b>	<b>Tony KEELE</b>	Palliser WDB3
1 - 1:49.410	6 - 1:17.814	11 - <b>1:15.883</b>
2 - 1:28.098	7 - 1:19.420	12 - 1:16.674
3 - 1:18.623	8 - 1:18.441	
4 - 1:19.512	9 - 1:17.938	
5 - 1:16.510	10 - 1:17.370	

# Classic Racing Cars for the Retro Track and Air QUALIFYING - LAP ANALYSIS

(contd.)

<b>38</b>	<b>Rob MANGER</b>	Royale RP3
1 - 2:08.130	6 - 1:24.172	11 - <b>1:21.756</b>
2 - 1:30.206	7 - 1:24.133	
3 - 1:24.972	8 - 1:22.782	
4 - 1:25.150	9 - 1:22.668	
5 - 1:23.150	10 - 1:21.836	
<b>44</b>	<b>Michael SCOTT</b>	March 702
1 - 2:31.186	6 - 1:18.911	11 - 1:20.198
2 - 1:39.010	7 - 1:22.201	
3 - 1:24.004	8 - 1:18.467	
4 - 1:21.385	9 - <b>1:18.413</b>	
5 - 1:20.850	10 - 1:20.496	
<b>46</b>	<b>Mike BROMLEY</b>	Merlyn Mk 11A
1 - 2:41.085	6 - 1:26.280	
2 - 1:41.582	7 - 1:31.719	
3 - 1:32.149	8 - <b>1:25.279</b>	
4 - 1:27.516	9 - 1:25.441	
5 - 1:26.548	10 - 1:27.752	
<b>56</b>	<b>Cliff GIDDENS</b>	Brabham BT16
1 - 2:02.209	6 - 1:19.853	
2 - 1:35.710		
3 - 1:26.584		
4 - 1:24.623		
5 - <b>1:19.725</b>		
<b>65</b>	<b>C LILLINGSTON PRICE</b>	Merlyn MKII
1 - 4:54.694P	6 - 1:18.769	
2 - 1:59.539	7 - <b>1:17.700</b>	
3 - 1:20.452	8 - 1:20.642	
4 - 1:23.359	9 - 1:20.698	
5 - 1:21.088		
<b>73</b>	<b>Ed MERCER</b>	Palliser WDB2
1 - 2:26.690	6 - 1:20.374	11 - 1:20.654
2 - 1:33.365	7 - 1:20.326	
3 - 1:22.487	8 - 1:19.453	
4 - 1:20.137	9 - 1:19.888	
5 - 1:19.734	10 - <b>1:18.448</b>	
<b>75</b>	<b>Anthony GODDARD</b>	Merlyn MK20
1 - 2:42.725	6 - <b>1:22.304</b>	11 - 1:23.716
2 - 1:34.844	7 - 1:23.718	
3 - 1:25.934	8 - 1:22.882	
4 - 1:25.210	9 - 1:23.945	
5 - 1:24.262	10 - 1:23.740	

# Classic Racing Cars for the Retro Track and Air QUALIFYING - LAP ANALYSIS

(contd.)


<b>76</b>	<b>Kevin WHITTLE</b>	Lotus 35	
1 -	2:28.609	6 - 1:41.114	
2 -	1:50.614	7 - 1:38.765	
3 -	1:42.463	8 - <b>1:36.244</b>	
4 -	1:39.636	9 - 1:37.735	
5 -	1:43.652		
<b>78</b>	<b>John SYKES</b>	Merlyn 11A	
1 -	3:04.652P	6 - 1:28.370	
2 -	2:11.008	7 - 1:23.925	
3 -	1:26.618	8 - 1:25.198	
4 -	1:24.993	9 - 1:23.409	
5 -	<b>1:23.021</b>	10 - 1:23.340	
<b>84</b>	<b>Roger BEVAN</b>	Brabham BT21A	
1 -	2:07.320	6 - 1:19.070	11 - 1:17.945
2 -	1:35.087	7 - 1:18.874	12 - 1:17.060
3 -	1:23.789	8 - 1:20.141	
4 -	1:21.915	9 - <b>1:16.614</b>	
5 -	1:19.323	10 - 1:18.383	
<b>85</b>	<b>Edward BARRINGTON</b>	Brabham BT21	
1 -	2:32.710	6 - 1:29.918	11 - 1:18.863
2 -	1:38.527	7 - 1:16.990	
3 -	1:24.413	8 - 1:17.589	
4 -	1:20.679	9 - <b>1:14.768</b>	
5 -	1:20.603	10 - 1:18.945	
<b>90</b>	<b>Henry SCOTT</b>	Lola T200	
1 -	1:53.361	6 - 1:25.563	11 - <b>1:22.158</b>
2 -	1:41.253	7 - 1:24.489	
3 -	1:30.396	8 - 1:22.949	
4 -	1:26.540	9 - 1:23.036	
5 -	1:24.684	10 - 1:24.900	
<b>93</b>	<b>Neil FENDER</b>	Jamun T2	
1 -	1:50.788	6 - 1:23.509	
2 -	1:32.464	7 - 1:24.977	
3 -	1:23.850	8 - 1:26.025	
4 -	1:24.997	9 - 1:23.686	
5 -	1:24.511	10 - <b>1:23.369</b>	

# Classic Racing Cars for the Retro Track and Air

## GRID - RACE 9

ROW 10	1:25.279 46 BROMLEY	1:36.244 76 WHITTLE
ROW 9	1:23.369 93 FENDER	1:23.485 12 BROWN
ROW 8	1:22.304 75 GODDARD	1:23.021 78 SYKES
ROW 7	1:21.824 35 PULLEN	1:22.158 90 SCOTT
ROW 6	1:19.725 56 GIDDENS	1:21.756 38 MANGER
ROW 5	1:18.413 44 SCOTT	1:18.448 73 MERCER
ROW 4	1:17.700 65 LILLINGSTON PRICE	1:18.280 15 SMITH
ROW 3	1:17.316 9 BLADON	1:17.388 30 KENDLE
ROW 2	1:15.883 36 KEELE	1:16.614 84 BEVAN
ROW 1	1:12.157 1 WATTS	1:14.768 85 BARRINGTON

**POLE**



**Nos 76 & 85 - Please Fit Transponder**

**Weather / Track : Sunny / Dry**

**These results are provisional until the conclusion of any judicial and technical matters.**

Castle Combe

Circuit Length = 1.8500 miles.

Start: 11:27 End: 11:42

Clerk of Course:	Stewards:	Timekeeper:
------------------	-----------	-------------

# Classic Racing Cars for the Retro Track and Air

## RACE CLASSIFICATION - RACE 9

POS	NO	CL	DRIVER	NAT	CAR	TIME	LAPS	GAP	MPH	BEST
1	1	E2	Matthew WATTS		Brabham BT16	12:32.863	10		88.46	1:13.155
2	85	E2	Edward BARRINGTON		Brabham BT21	12:49.160	10	16.297	86.58	1:14.865
3	84	E2	Roger BEVAN		Brabham BT21A	12:51.776	10	18.913	86.29	1:14.751
4	36	E2	Tony KEELE		Palliser WDB3	12:59.572	10	26.709	85.43	1:15.130
5	9	C	John BLADON		Merlyn MK9 F2	13:13.978	10	41.115	83.88	1:17.598
6	30	E2	Richard KENDLE		Brabham BT21B	13:16.438	10	43.575	83.62	1:16.321
7	65	F	C LILLINGSTON PRICE		Merlyn MKII	13:21.969	10	49.106	83.04	1:18.289
8	56	E2	Cliff GIDDENS		Brabham BT16	13:22.466	10	49.603	82.99	1:17.682
9	73	E2	Ed MERCER		Palliser WDB2	13:26.127	10	53.264	82.61	1:18.792
10	15	D	Chris SMITH		Chevron B17	13:34.763	10	1:01.900	81.74	1:18.952
11	38	F	Rob MANGER		Royale RP3	13:45.184	10	1:12.321	80.70	1:20.814
12	90	F	Henry SCOTT		Lola T200	13:45.502	10	1:12.639	80.67	1:20.723
13	78	F	John SYKES		Merlyn 11A	13:55.205	10	1:22.342	79.74	1:21.423
14	75	F	Anthony GODDARD		Merlyn MK20	12:45.667	9	1 LAP	78.28	1:22.450
15	35	D	David PULLEN		Chevron B17	12:45.935	9	1 LAP	78.25	1:22.324
16	12	C	David BROWN		Brabham BT6	12:57.121	9	1 LAP	77.13	1:23.955
17	46	F	Mike BROMLEY		Merlyn Mk 11A	13:11.735	9	1 LAP	75.70	1:24.626
18	93	F	Neil FENDER		Jamun T2	13:31.248	9	1 LAP	73.88	1:24.080
19	76	C	Kevin WHITTLE		Lotus 35	13:33.910	8	2 LAPS	65.46	1:37.916

### NOT CLASSIFIED

44	E4	Michael SCOTT	March 702	9:11.988	7	D.N.F.	84.45	1:16.874
----	----	---------------	-----------	----------	---	--------	-------	----------

### FASTEST LAP

1	E2	Matthew WATTS	Brabham BT16	1:13.155	10	91.04mph	146.51kph
44	E4	Michael SCOTT	March 702	1:16.874	4	86.63mph	139.42kph
9	C	John BLADON	Merlyn MK9 F2	1:17.598	6	85.82mph	138.12kph
65	F	C LILLINGSTON PRICE	Merlyn MKII	1:18.289	8	85.06mph	136.90kph
15	D	Chris SMITH	Chevron B17	1:18.952	7	84.35mph	135.75kph

Weather / Track : Sunny / Dry

These results are provisional until the conclusion of any judicial and technical matters.

Castle Combe

Circuit Length = 1.8500 miles.

Start: 16:54 End: 17:08

Clerk of Course:	Stewards:	Timekeeper:
------------------	-----------	-------------

# Classic Racing Cars for the Retro Track and Air

## LAP CHART - RACE 9

Lap 1			Lap 2			Lap 3			Lap 4			Lap 5		
No	Behind	Laptime	No	Behind	Laptime	No	Behind	Laptime	No	Behind	Laptime	No	Behind	Laptime
1		1:19.769	1		1:14.044	1		1:13.981	1		1:14.422	1		1:13.976
36	2.986	1:22.755	36	5.565	1:16.623	36	6.916	1:15.332	76	1 LAP	1:41.714	36	10.814	1:17.166
84	4.425	1:24.194	84	6.647	1:16.266	84	9.477	1:16.811	36	7.624	1:15.130	85	12.295	1:15.793
85	4.741	1:24.510	85	7.451	1:16.754	85	9.678	1:16.208	85	10.478	1:15.222	84	13.506	1:15.825
9	5.907	1:25.676	30	9.828	1:17.092	30	12.168	1:16.321	84	11.657	1:16.602	30	19.837	1:18.638
30	6.780	1:26.549	9	10.219	1:18.356	9	14.079	1:17.841	30	15.175	1:17.429	44	21.047	1:17.812
44	7.864	1:27.633	44	11.067	1:17.247	44	14.759	1:17.673	44	17.211	1:16.874	9	24.851	1:18.386
65	8.485	1:28.254	65	14.247	1:19.806	65	19.394	1:19.128	9	20.441	1:20.784	65	29.163	1:19.265
38	9.578	1:29.347	73	16.828	1:20.809	73	22.045	1:19.198	65	23.874	1:18.902	56	30.345	1:17.682
73	10.063	1:29.832	15	18.116	1:21.797	56	23.265	1:18.522	56	26.639	1:17.796	73	32.906	1:20.022
15	10.363	1:30.132	56	18.724	1:20.655	15	23.962	1:19.827	73	26.860	1:19.237	76	1 LAP	1:42.894
56	12.113	1:31.882	38	18.970	1:23.436	38	26.374	1:21.385	15	29.029	1:19.489	15	34.466	1:19.413
90	12.341	1:32.110	90	20.673	1:22.376	90	28.502	1:21.810	38	34.574	1:22.622	38	42.934	1:22.336
78	13.301	1:33.070	78	21.873	1:22.616	78	29.345	1:21.453	90	35.594	1:21.514	90	43.572	1:21.954
12	14.194	1:33.963	12	24.856	1:24.706	12	34.994	1:24.119	78	36.346	1:21.423	78	44.325	1:21.955
93	14.579	1:34.348	93	25.947	1:25.412	93	36.493	1:24.527	12	45.189	1:24.617	35	55.901	1:23.614
75	14.888	1:34.657	75	26.199	1:25.355	75	36.679	1:24.461	75	45.346	1:23.089	75	57.171	1:25.801
35	16.582	1:36.351	35	27.421	1:24.883	35	37.170	1:23.730	35	46.263	1:23.515	12	58.010	1:26.797
46	17.352	1:37.121	46	30.341	1:27.033	46	42.541	1:26.181	93	47.744	1:25.673	93	58.286	1:24.518
76	26.485	1:46.254	76	50.795	1:38.354				46	53.351	1:25.232	46	1:04.001	1:24.626



# Classic Racing Cars for the Retro Track and Air LAP CHART - RACE 9

(contd.)

Lap 6			Lap 7			Lap 8			Lap 9			Lap 10		
No	Behind	Laptime	No	Behind	Laptime	No	Behind	Laptime	No	Behind	Laptime	No	Behind	Laptime
1		1:14.439	1		1:15.215	1		1:18.682	1		1:15.180	1		1:13.155
36	11.556	1:15.181	46	1 LAP	1:26.006	12	1 LAP	1:27.281	75	1 LAP	1:23.852	75	1 LAP	1:22.450
85	12.928	1:15.072	36	11.911	1:15.570	76	2 LAPS	1:41.341	35	1 LAP	1:23.092	35	1 LAP	1:22.324
84	13.818	1:14.751	85	12.602	1:14.889	36	8.496	1:15.267	93	1 LAP	1:24.080	85	16.297	1:18.473
30	23.326	1:17.928	84	13.913	1:15.310	46	1 LAP	1:26.888	12	1 LAP	1:24.302	84	18.913	1:17.743
44	24.027	1:17.419	30	25.627	1:17.516	85	8.785	1:14.865	85	10.979	1:17.374	12	1 LAP	1:27.381
9	28.010	1:17.598	44	26.142	1:17.330	84	10.843	1:15.612	84	14.325	1:18.662	36	26.709	1:16.872
56	35.189	1:19.283	9	30.876	1:18.081	30	28.427	1:21.482	46	1 LAP	1:28.180	46	1 LAP	1:30.468
65	35.410	1:20.686	56	38.133	1:18.159	9	31.048	1:18.854	36	22.992	1:29.676	9	41.115	1:19.180
73	38.125	1:19.658	65	38.736	1:18.541	56	37.848	1:18.397	76	2 LAPS	1:37.916	30	43.575	1:20.669
15	39.989	1:19.962	73	42.097	1:19.187	65	38.343	1:18.289	9	35.090	1:19.222	65	49.106	1:20.435
38	50.074	1:21.579	15	43.726	1:18.952	73	42.207	1:18.792	30	36.061	1:22.814	56	49.603	1:21.286
90	51.006	1:21.873	38	56.245	1:21.386	15	45.276	1:20.232	56	41.472	1:18.804	73	53.264	1:20.350
78	53.434	1:23.548	90	57.043	1:21.252	38	58.729	1:21.166	65	41.826	1:18.663	93	1 LAP	2:02.901
76	1 LAP	1:40.833	78	59.874	1:21.655	90	59.398	1:21.037	73	46.069	1:19.042	76	2 LAPS	1:44.604
75	1:05.338	1:22.606	75	1:13.519	1:23.396	78	1:04.977	1:23.785	15	50.658	1:20.562	15	1:01.900	1:24.397
35	1:05.529	1:24.067	35	1:14.673	1:24.359				38	1:04.363	1:20.814	38	1:12.321	1:21.113
12	1:07.526	1:23.955	93	1:18.421	1:25.618				90	1:04.941	1:20.723	90	1:12.639	1:20.853
93	1:08.018	1:24.171							78	1:12.186	1:22.389	78	1:22.342	1:23.311

# HSCC/HRSR Historic Racing Saloons

## QUALIFYING - RACE 10

POS	NO	CL	DRIVER	NAT	CAR	TIME	LAPS	GAP	MPH
1	46	C	Dan COX		Ford Anglia 105E	1:22.947	10		80.29
2	21	A	Graeme DODD		Jaguar MkII	1:23.285	11	0.338	79.96
3	54	C	Neil WOOD		Ford Anglia 105E	1:24.488	10	1.541	78.82
4	35	B	James DODD		Alfa Romeo Guilia Sprint GT	1:24.599	10	1.652	78.72
5	53	K3	Robert HARTLEY		Ford Lotus Cortina	1:24.755	11	1.808	78.57
6	85	D	Roger GODFREY		Austin Cooper S	1:25.474	11	2.527	77.91
7	23	A	Roger COPE		Jaguar S Type	1:26.673	11	3.726	76.84
8	32	B	Mark GARRITT		Alfa Romeo Guilia Sprint Gt	1:26.883	11	3.936	76.65
9	28	B	Louis BRACEY		Ford Lotus Cortina	1:26.908	10	3.961	76.63
10	52	C	Peter ERGIS		Ford Cortina GT	1:28.215	10	5.268	75.49
11	1	E	Adrian OLIVER		Hillman Imp	1:29.705	8	6.758	74.24
12	41	C	Tony FIELDING		Ford Anglia 105E	1:30.996	10	8.049	73.19
13	97	E	Mike HANNA		Hillman Imp	1:31.588	8	8.641	72.71
14	98	E	Alan KITSON		Singer Chamois	1:31.630	6	8.683	72.68
15	71	C	Robert HOWES		Ford Cortina MKI Lotus	1:31.895	10	8.948	72.47
16	88	E	Martin BRAMWELL		Hillman Imp	1:33.025	10	10.078	71.59
17	93	E	Andrew JONES		Singer Chamois	1:33.459	4	10.512	71.26
18	64	C	Christian FLACKETT		Alfa Romeo Guilia Sprint Gt	1:34.189	10	11.242	70.70
19	94	E	Steven PLATTS		Singer Chamois	1:34.751	10	11.804	70.28
20	66	C	Chris WHELAN		Alfa Romeo Guilia	1:35.205	5	12.258	69.95
21	92	E	Jeff SMITH		Hillman Imp	1:35.554	9	12.607	69.69
22	78	D	Colin FLYNN		Morris Cooper S	1:36.580	9	13.633	68.95
23	68	C	Richard CROSS		Riley one Point Five	1:39.659	9	16.712	66.82
24	91	E	Vince FROST		Hillman Imp	1:39.822	9	16.875	66.71
25	96	E	James EVANS		Hillman Imp	1:40.304	9	17.357	66.39

Nos 53, 71 & 96 - Please Fit Transponder

Weather / Track : Sunny / Dry

These results are provisional until the conclusion of any judicial and technical matters.

Castle Combe

Circuit Length = 1.8500 miles.

Start: 11:47 End: 12:02

Clerk of Course:	Stewards:	Timekeeper:
------------------	-----------	-------------

## HSCC/HRSR Historic Racing Saloons QUALIFYING - LAP ANALYSIS

<b>1</b>	<b>Adrian OLIVER</b>	Hillman Imp
1 -	6:25.454P	6 - <b>1:29.705</b>
2 -	2:25.478	7 - 1:31.124
3 -	1:33.405	8 - 1:31.787
4 -	1:31.247	
5 -	1:34.334	
<b>21</b>	<b>Graeme DODD</b>	Jaguar MkII
1 -	4:10.131	6 - 1:25.469
2 -	1:27.841	7 - 1:24.631
3 -	1:23.322	8 - 1:23.582
4 -	1:23.959	9 - <b>1:23.285</b>
5 -	1:25.056	10 - 1:23.655
<b>23</b>	<b>Roger COPE</b>	Jaguar S Type
1 -	4:18.206	6 - 1:27.605
2 -	1:33.991	7 - 1:27.758
3 -	1:43.093	8 - 1:27.157
4 -	1:29.478	9 - 1:28.302
5 -	1:29.175	10 - 1:27.349
<b>28</b>	<b>Louis BRACEY</b>	Ford Lotus Cortina
1 -	4:57.916	6 - 1:29.260
2 -	1:45.941	7 - <b>1:26.908</b>
3 -	1:31.108	8 - 1:27.307
4 -	1:28.465	9 - 1:27.213
5 -	1:30.276	10 - 1:28.717
<b>32</b>	<b>Mark GARRITT</b>	Alfa Romeo Guilias Sprint Gt
1 -	4:19.092	6 - 1:28.163
2 -	1:34.553	7 - 1:29.131
3 -	1:40.588	8 - 1:28.170
4 -	1:29.045	9 - 1:29.299
5 -	1:27.597	10 - 1:27.642
<b>35</b>	<b>James DODD</b>	Alfa Romeo Guilias Sprint GT
1 -	4:11.490	6 - <b>1:24.599</b>
2 -	1:28.986	7 - 1:25.256
3 -	1:40.779P	8 - 1:27.152
4 -	2:51.222	9 - 1:29.052
5 -	1:26.917	10 - 1:34.790
<b>41</b>	<b>Tony FIELDING</b>	Ford Anglia 105E
1 -	5:08.331	6 - 1:31.909
2 -	1:49.447	7 - 1:32.795
3 -	1:40.247	8 - <b>1:30.996</b>
4 -	1:34.312	9 - 1:34.985
5 -	1:34.090	10 - 1:32.861

# HSCC/HRSR Historic Racing Saloons

## QUALIFYING - LAP ANALYSIS

(contd.)

<b>46</b>	<b>Dan COX</b>	Ford Anglia 105E	
1 -	5:05.099	6 - 1:24.704	
2 -	1:49.432	7 - 1:23.798	
3 -	1:25.508	8 - <b>1:22.947</b>	
4 -	1:24.386	9 - 1:23.468	
5 -	1:27.123	10 - 1:23.427	
<b>52</b>	<b>Peter ERGIS</b>	Ford Cortina GT	
1 -	4:54.749	6 - 1:28.381	
2 -	1:48.830	7 - 1:28.363	
3 -	1:33.213	8 - 1:28.704	
4 -	1:30.442	9 - 1:31.198	
5 -	1:29.701	10 - <b>1:28.215</b>	
<b>53</b>	<b>Robert HARTLEY</b>	Ford Lotus Cortina	
1 -	4:14.731	6 - 1:27.996	11 - 1:25.691
2 -	1:30.250	7 - 1:26.656	
3 -	1:25.494	8 - 1:25.701	
4 -	<b>1:24.755</b>	9 - 1:25.275	
5 -	1:25.154	10 - 1:25.184	
<b>54</b>	<b>Neil WOOD</b>	Ford Anglia 105E	
1 -	4:47.549	6 - 1:28.472	
2 -	1:43.720	7 - 1:31.268	
3 -	1:30.422	8 - 1:25.162	
4 -	1:27.295	9 - <b>1:24.488</b>	
5 -	1:31.939	10 - 1:25.198	
<b>64</b>	<b>Christian FLACKETT</b>	Alfa Romeo Guilina Sprint Gt	
1 -	5:09.752	6 - 1:35.351	
2 -	1:46.918	7 - 1:35.163	
3 -	1:37.046	8 - 1:35.133	
4 -	1:36.475	9 - <b>1:34.189</b>	
5 -	1:34.602	10 - 1:37.635	
<b>66</b>	<b>Chris WHELAN</b>	Alfa Romeo Guilina	
1 -	4:41.752		
2 -	1:42.267		
3 -	1:36.873		
4 -	<b>1:35.205</b>		
5 -	1:37.210		
<b>68</b>	<b>Richard CROSS</b>	Riley one Point Five	
1 -	4:36.915	6 - 1:40.205	
2 -	1:50.481	7 - 1:41.556	
3 -	1:41.137	8 - 1:41.326	
4 -	1:44.551	9 - <b>1:39.659</b>	
5 -	1:41.179		

# HSCC/HRSR Historic Racing Saloons

## QUALIFYING - LAP ANALYSIS

(contd.)

<b>71</b>	<b>Robert HOWES</b>	Ford Cortina MKI Lotus	
1 -	4:26.833	6 - 1:35.206	
2 -	1:44.546	7 - 1:33.382	
3 -	1:37.403	8 - <b>1:31.895</b>	
4 -	1:36.746	9 - 1:32.160	
5 -	1:58.471	10 - 1:32.562	
<b>78</b>	<b>Colin FLYNN</b>	Morris Cooper S	
1 -	4:24.867	6 - 1:38.614	
2 -	1:44.733	7 - 1:36.646	
3 -	1:38.525	8 - 1:37.757	
4 -	1:38.695	9 - <b>1:36.580</b>	
5 -	1:45.108		
<b>85</b>	<b>Roger GODFREY</b>	Austin Cooper S	
1 -	4:17.271	6 - 1:27.105	11 - 1:26.188
2 -	1:31.251	7 - 1:25.865	
3 -	1:26.743	8 - 1:27.402	
4 -	<b>1:25.474</b>	9 - 1:26.404	
5 -	1:26.881	10 - 1:26.293	
<b>88</b>	<b>Martin BRAMWELL</b>	Hillman Imp	
1 -	4:33.301	6 - <b>1:33.025</b>	
2 -	1:44.496	7 - 1:33.277	
3 -	1:36.347	8 - 1:34.074	
4 -	1:34.700	9 - 1:33.512	
5 -	1:35.942	10 - 1:33.033	
<b>91</b>	<b>Vince FROST</b>	Hillman Imp	
1 -	4:59.503	6 - 1:40.375	
2 -	1:51.919	7 - 1:40.091	
3 -	1:46.638	8 - 1:40.192	
4 -	1:41.446	9 - <b>1:39.822</b>	
5 -	1:41.091		
<b>92</b>	<b>Jeff SMITH</b>	Hillman Imp	
1 -	4:43.670	6 - <b>1:35.554</b>	
2 -	1:48.473	7 - 1:38.144	
3 -	1:38.973	8 - 1:39.166	
4 -	1:39.321	9 - 1:39.013	
5 -	1:35.868		
<b>93</b>	<b>Andrew JONES</b>	Singer Chamois	
1 -	4:23.654		
2 -	1:44.585		
3 -	1:38.570		
4 -	<b>1:33.459</b>		

# HSCC/HRSR Historic Racing Saloons


## QUALIFYING - LAP ANALYSIS

(contd.)

<b>94</b>	<b>Steven PLATTS</b>	Singer Chamois
1 -	4:50.641	6 - 1:35.363
2 -	1:52.357	7 - 1:36.173
3 -	1:41.822	8 - 1:34.991
4 -	1:44.679	9 - <b>1:34.751</b>
5 -	1:36.426	10 - 1:35.640
<b>96</b>	<b>James EVANS</b>	Hillman Imp
1 -	4:51.984	6 - 1:42.470
2 -	1:54.001	7 - 1:41.199
3 -	1:42.600	8 - <b>1:40.304</b>
4 -	1:43.501	9 - 1:40.968
5 -	1:41.457	
<b>97</b>	<b>Mike HANNA</b>	Hillman Imp
1 -	5:03.298	6 - <b>1:31.588</b>
2 -	1:42.866	7 - 1:33.136
3 -	1:32.991	8 - 1:33.755
4 -	1:31.807	
5 -	1:33.588	
<b>98</b>	<b>Alan KITSON</b>	Singer Chamois
1 -	4:38.507	6 - <b>1:31.630</b>
2 -	1:50.223	
3 -	1:41.395	
4 -	1:44.198	
5 -	1:41.697	

# HSCC/HRSR Historic Racing Saloons

## GRID - RACE 10

ROW 10	1:39.822 91 FROST	1:40.304 96 EVANS	
ROW 9	1:35.554 92 SMITH	1:36.580 78 FLYNN	1:39.659 68 CROSS
ROW 8	1:34.751 94 PLATTS	1:35.205 66 WHELAN	
ROW 7	1:33.025 88 BRAMWELL	1:33.459 93 JONES	1:34.189 64 FLACKETT
ROW 6	1:31.630 98 KITSON	1:31.895 71 HOWES	
ROW 5	1:29.705 1 OLIVER	1:30.996 41 FIELDING	1:31.588 97 HANNA
ROW 4	1:26.908 28 BRACEY	1:28.215 52 ERGIS	
ROW 3	1:25.474 85 GODFREY	1:26.673 23 COPE	1:26.883 32 GARRITT
ROW 2	1:24.599 35 DODD	1:24.755 53 HARTLEY	
ROW 1	1:22.947 46 COX	1:23.285 21 DODD	1:24.488 54 WOOD
<b>POLE</b>			
			

Nos 53, 71 & 96 - Please Fit Transponder

Weather / Track : Sunny / Dry

These results are provisional until the conclusion of any judicial and technical matters.

Castle Combe

Circuit Length = 1.8500 miles.

Start: 11:47 End: 12:02

Clerk of Course:

Stewards:

Timekeeper:

# HSCC/HRSR Historic Racing Saloons

## RACE CLASSIFICATION - RACE 10

POS	NO	CL	DRIVER	NAT	CAR	TIME	LAPS	GAP	MPH	BEST
1	46	C	Dan COX		Ford Anglia 105E	14:05.640	10		78.75	1:22.969
2	21	A	Graeme DODD		Jaguar MkII	14:11.203	10	5.563	78.24	1:23.154
3	35	B	James DODD		Alfa Romeo Guilia Sprint GT	14:14.297	10	8.657	77.95	1:23.167
4	54	C	Neil WOOD		Ford Anglia 105E	14:16.305	10	10.665	77.77	1:23.976
5	53	K3	Robert HARTLEY		Ford Lotus Cortina	14:23.670	10	18.030	77.11	1:24.502
6	85	D	Roger GODFREY		Austin Cooper S	14:31.281	10	25.641	76.43	1:25.477
7	32	B	Mark GARRITT		Alfa Romeo Guilia Sprint Gt	14:41.097	10	35.457	75.58	1:26.272
8	52	C	Peter ERGIS		Ford Cortina GT	15:06.956	10	1:01.316	73.43	1:28.248
9	23	A	Roger COPE		Jaguar S Type	15:14.721	10	1:09.081	72.80	1:26.644
10	1	E	Adrian OLIVER		Hillman Imp	15:26.833	10	1:21.193	71.85	1:30.914
11	41	C	Tony FIELDING		Ford Anglia 105E	15:27.364	10	1:21.724	71.81	1:30.924
12	71	C	Robert HOWES		Ford Cortina MKI Lotis	15:35.680	10	1:30.040	71.17	1:30.965
13	88	E	Martin BRAMWELL		Hillman Imp	15:38.963	10	1:33.323	70.92	1:31.645
14	94	E	Steven PLATTS		Singer Chamois	14:16.622	9	1 LAP	69.97	1:33.384
15	78	D	Colin FLYNN		Morris Cooper S	14:31.194	9	1 LAP	68.80	1:33.928
16	66	C	Chris WHELAN		Alfa Romeo Guilia	14:32.123	9	1 LAP	68.72	1:33.725
17	64	C	Christian FLACKETT		Alfa Romeo Guilia Sprint Gt	14:33.032	9	1 LAP	68.65	1:34.309
18	92	E	Jeff SMITH		Hillman Imp	14:40.322	9	1 LAP	68.08	1:34.567
19	91	E	Vince FROST		Hillman Imp	14:48.665	9	1 LAP	67.44	1:36.452
20	68	C	Richard CROSS		Riley one Point Five	14:49.183	9	1 LAP	67.41	1:35.884

### NOT CLASSIFIED

97	E	Mike HANNA	Hillman Imp	6:21.489	4	D.N.F.	69.83	1:31.593
96	E	James EVANS	Hillman Imp	5:18.188	3	D.N.F.	62.79	1:41.828
28	B	Louis BRACEY	Ford Lotus Cortina	1:36.168	1	D.N.F.	69.25	1:36.168
98	E	Alan KITSON	Singer Chamois	1:43.825	1	D.N.F.	64.14	1:43.825

### FASTEST LAP

46	C	Dan COX	Ford Anglia 105E	1:22.969	4	80.27mph	129.18kph
21	A	Graeme DODD	Jaguar MkII	1:23.154	3	80.09mph	128.89kph
35	B	James DODD	Alfa Romeo Guilia Sprint GT	1:23.167	4	80.08mph	128.87kph
53	K3	Robert HARTLEY	Ford Lotus Cortina	1:24.502	2	78.81mph	126.84kph
85	D	Roger GODFREY	Austin Cooper S	1:25.477	2	77.91mph	125.39kph
1	E	Adrian OLIVER	Hillman Imp	1:30.914	10	73.25mph	117.89kph

Weather / Track : Sunny / Dry

These results are provisional until the conclusion of any judicial and technical matters.

Castle Combe

Circuit Length = 1.8500 miles.

Start: 17:19 End: 17:34

Clerk of Course:	Stewards:	Timekeeper:
------------------	-----------	-------------



# HSCC/HRSR Historic Racing Saloons

## LAP CHART - RACE 10

Lap 1			Lap 2			Lap 3			Lap 4			Lap 5		
No	Behind	Laptime	No	Behind	Laptime	No	Behind	Laptime	No	Behind	Laptime	No	Behind	Laptime
46		1:29.846	46		1:23.639	46		1:23.329	46		1:22.969	46		1:23.560
21	1.041	1:30.887	21	1.349	1:23.947	21	1.174	1:23.154	21	2.071	1:23.866	21	2.812	1:24.301
54	1.569	1:31.415	54	2.158	1:24.228	35	2.814	1:23.417	35	3.012	1:23.167	35	3.582	1:24.130
35	3.006	1:32.852	35	2.726	1:23.359	54	3.797	1:24.968	54	4.804	1:23.976	54	6.418	1:25.174
53	3.221	1:33.067	53	4.084	1:24.502	53	5.967	1:25.212	53	8.094	1:25.096	53	10.054	1:25.520
85	5.050	1:34.896	85	6.888	1:25.477	85	9.639	1:26.080	85	12.338	1:25.668	85	15.025	1:26.247
28	6.322	1:36.168	32	12.038	1:28.350	32	16.083	1:27.374	32	19.693	1:26.579	32	23.137	1:27.004
32	7.327	1:37.173	52	15.060	1:30.390	52	20.459	1:28.728	52	25.738	1:28.248	52	31.832	1:29.654
52	8.309	1:38.155	41	21.179	1:32.803	41	29.063	1:31.213	23	35.927	1:28.627	1	46.702	1:31.824
41	12.015	1:41.861	1	22.092	1:32.538	23	30.269	1:28.496	1	38.438	1:31.058	41	47.417	1:31.606
88	12.898	1:42.744	88	22.757	1:33.498	1	30.349	1:31.586	41	39.371	1:33.277	88	51.080	1:33.546
1	13.193	1:43.039	71	23.932	1:33.165	88	31.073	1:31.645	88	41.094	1:32.990	71	54.794	1:33.499
98	13.979	1:43.825	97	24.428	1:31.727	97	32.692	1:31.593	97	41.706	1:31.983	23	55.822	1:43.455
71	14.406	1:44.252	23	25.102	1:29.865	71	35.050	1:34.447	71	44.855	1:32.774	94	56.532	1:33.710
94	15.366	1:45.212	94	25.111	1:33.384	94	35.677	1:33.895	94	46.382	1:33.674	78	1:07.706	1:36.331
97	16.340	1:46.186	78	28.870	1:35.126	78	42.065	1:36.524	78	54.935	1:35.839	92	1:07.996	1:36.224
78	17.383	1:47.229	92	29.302	1:35.265	92	43.084	1:37.111	92	55.332	1:35.217	64	1:09.526	1:34.437
92	17.676	1:47.522	68	32.138	1:36.771	68	45.060	1:36.251	64	58.649	1:36.096	66	1:11.116	1:34.478
23	18.876	1:48.722	64	32.928	1:35.279	64	45.522	1:35.923	66	1:00.198	1:36.191	68	1:14.238	1:36.728
68	19.006	1:48.852	66	33.660	1:37.097	66	46.976	1:36.645	68	1:01.070	1:38.979	91	1:15.118	1:36.622
91	19.722	1:49.568	91	34.709	1:38.626	91	47.850	1:36.470	91	1:02.056	1:37.175			
66	20.202	1:50.048	96	42.334	1:41.828	96	1:01.374	1:42.369						
64	21.288	1:51.134												
96	24.145	1:53.991												

# HSCC/HRSR Historic Racing Saloons

## LAP CHART - RACE 10

(contd.)

Lap 6			Lap 7			Lap 8			Lap 9			Lap 10		
No	Behind	Laptime	No	Behind	Laptime	No	Behind	Laptime	No	Behind	Laptime	No	Behind	Laptime
46		1:24.069	46		1:25.647	46		1:24.999	46		1:23.873	46		1:23.709
21	3.294	1:24.551	21	2.102	1:24.455	21	2.301	1:25.198	21	2.725	1:24.297	21	5.563	1:26.547
35	5.077	1:25.564	91	1 LAP	1:38.340	78	1 LAP	1:35.679	35	6.157	1:25.413	35	8.657	1:26.209
54	7.407	1:25.058	35	3.989	1:24.559	35	4.617	1:25.627	54	9.758	1:27.010	54	10.665	1:24.616
53	11.508	1:25.523	68	1 LAP	1:40.818	64	1 LAP	1:35.591	78	1 LAP	1:34.958	94	1 LAP	1:35.003
85	17.179	1:26.223	54	6.624	1:24.864	66	1 LAP	1:35.143	66	1 LAP	1:34.073	53	18.030	1:25.827
32	26.847	1:27.779	53	11.315	1:25.454	92	1 LAP	1:36.582	53	15.912	1:27.221	78	1 LAP	1:33.928
52	37.179	1:29.416	85	17.717	1:26.185	54	6.621	1:24.996	64	1 LAP	1:35.380	85	25.641	1:27.467
1	54.496	1:31.863	32	28.392	1:27.192	53	12.564	1:26.248	92	1 LAP	1:34.567	66	1 LAP	1:34.723
41	54.970	1:31.622	52	44.253	1:32.721	91	1 LAP	1:37.485	85	21.883	1:26.623	64	1 LAP	1:34.883
23	58.790	1:27.037	1	1:00.227	1:31.378	68	1 LAP	1:36.986	91	1 LAP	1:36.452	92	1 LAP	1:41.734
88	59.470	1:32.459	23	1:00.315	1:27.172	85	19.133	1:26.415	68	1 LAP	1:37.914	32	35.457	1:26.272
71	1:02.227	1:31.502	41	1:01.274	1:31.951	32	30.385	1:26.992	32	32.894	1:26.382	91	1 LAP	1:37.927
94	1:06.187	1:33.724	88	1:05.970	1:32.147	52	49.480	1:30.226	52	55.644	1:30.037	68	1 LAP	1:35.884
78	1:19.217	1:35.580	71	1:07.790	1:31.210	23	1:02.748	1:27.432	23	1:05.519	1:26.644	52	1:01.316	1:29.381
64	1:19.766	1:34.309	94	1:14.450	1:33.910	1	1:06.890	1:31.662	1	1:13.988	1:30.971	23	1:09.081	1:27.271
92	1:20.027	1:36.100				41	1:07.342	1:31.067	41	1:14.509	1:31.040	1	1:21.193	1:30.914
66	1:20.772	1:33.725				71	1:13.756	1:30.965	71	1:21.754	1:31.871	41	1:21.724	1:30.924
						88	1:14.186	1:33.215	88	1:23.313	1:33.000	71	1:30.040	1:31.995
						94	1:23.561	1:34.110				88	1:33.323	1:33.719

# HSCC Legends Racing Historic Formula Ford

## QUALIFYING - RACE 11

POS	NO	CL	DRIVER	NAT	CAR	TIME	LAPS	GAP	MPH
1	1		Neil FOWLER		Lola T200	1:15.060	12		88.72
2	87		Nelson ROWE		Crossle 20F	1:15.537	12	0.477	88.16
3	33		Adam HAMPSON		Lola T204	1:15.865	12	0.805	87.78
4	8		John GOLDSMITH		Macon MR8	1:16.127	12	1.067	87.48
5	85		C LILLINGSTON PRICE		Merlyn MKII	1:16.193	11	1.133	87.41
6	11		Westie MITCHELL		Merlyn MK20	1:16.291	12	1.231	87.29
7	42		Nigel BANCROFT		Crossle 20F	1:16.333	12	1.273	87.24
8	54		Alex MEEK		Merlyn MK20A	1:16.749	12	1.689	86.77
9	44		John BLADON		Merlyn MK11A	1:16.822	12	1.762	86.69
10	45		Robert HARTLEY		Merlin MK20	1:16.928	12	1.868	86.57
11	77		Chris SHARPLES		Palliser WDF1	1:17.334	12	2.274	86.12
12	60		Keith NORMAN		Palliser WDF3	1:17.798	12	2.738	85.60
13	43		Peter CLANFORD		Nike MK 6	1:19.002	11	3.942	84.30
14	53		Martin HIBBERT		Merlyn MK20A	1:19.066	12	4.006	84.23
15	48		Crispin SCHAEFLI		Macon MR8	1:19.269	12	4.209	84.01
16	99	N	Gregory THORNTON		Titian MK IV	1:19.500	10	4.440	83.77
17	27		Dick DIXON		Lotus 61	1:19.608	10	4.548	83.66
18	30		Neil GLOVER		Macon MK8	1:19.681	11	4.621	83.58
19	91	N	Alastair GARRETT		Lola T200	1:19.847	11	4.787	83.41
20	90	N	Henry SCOTT		Lola T200	1:20.027	11	4.967	83.22
21	75		Anthony GODDARD		Merlyn MK20	1:20.204	11	5.144	83.03
22	78		John SYKES		Merlyn 11A	1:20.373	11	5.313	82.86
23	39		Michael RICHINGS		Alexis 15	1:20.427	12	5.367	82.80
24	57		David WILD		Macon MR8	1:20.487	11	5.427	82.74
25	59		Terence TUMBER		Lola T200	1:20.863	11	5.803	82.36
26	23		Gil DUFFY		March 708	1:20.885	11	5.825	82.33
27	63		Neil FENDER		Jamun T2	1:21.240	4	6.180	81.97
28	58		Terry VAN DER ZEE		Nike MK4	1:21.578	11	6.518	81.64
29	46		Mike BROMLEY		Merlyn MK11A	1:22.897	8	7.837	80.34
30	97	N	Alan HICKS		Lotus 61	1:32.456	10	17.396	72.03

Nos 43, 45, 53 & 97 - Please Fit Transponder

Weather / Track : Sunny / Dry

These results are provisional until the conclusion of any judicial and technical matters.

Castle Combe

Circuit Length = 1.8500 miles.

Start: 12:09 End: 12:25

Clerk of Course:	Stewards:	Timekeeper:
------------------	-----------	-------------

# HSCC Legends Racing Historic Formula Ford

## QUALIFYING - LAP ANALYSIS

<b>1</b>	<b>Neil FOWLER</b>	Lola T200
1 -	6:30.915	6 - 1:15.412
2 -	1:34.400	7 - 1:15.301
3 -	1:25.719	8 - 1:15.782
4 -	1:16.974	9 - <b>1:15.060</b>
5 -	1:15.627	10 - 1:15.240
<b>8</b>	<b>John GOLDSMITH</b>	Macon MR8
1 -	6:09.408	6 - <b>1:16.127</b>
2 -	1:24.386	7 - 1:16.906
3 -	1:19.511	8 - 1:18.224
4 -	1:17.935	9 - 1:16.559
5 -	1:17.163	10 - 1:17.563
<b>11</b>	<b>Westie MITCHELL</b>	Merlyn MK20
1 -	6:23.502	6 - 1:16.993
2 -	1:25.871	7 - 1:16.563
3 -	1:17.530	8 - 1:17.395
4 -	1:19.938	9 - 1:16.625
5 -	1:17.949	10 - <b>1:16.291</b>
<b>23</b>	<b>Gil DUFFY</b>	March 708
1 -	6:19.111	6 - 1:23.511
2 -	1:32.739	7 - 1:21.946
3 -	1:24.431	8 - 1:21.768
4 -	1:25.041	9 - 1:21.732
5 -	1:22.140	10 - 1:22.402
<b>27</b>	<b>Dick DIXON</b>	Lotus 61
1 -	6:44.147	6 - 1:19.773
2 -	1:52.536	7 - 1:19.958
3 -	2:33.259	8 - 1:20.578
4 -	1:21.013	9 - <b>1:19.608</b>
5 -	1:19.844	10 - 1:19.666
<b>30</b>	<b>Neil GLOVER</b>	Macon MK8
1 -	6:37.084	6 - 1:22.997
2 -	1:34.342	7 - <b>1:19.681</b>
3 -	1:26.983	8 - 1:22.322
4 -	1:21.536	9 - 1:23.956
5 -	1:21.468	10 - 1:20.265
<b>33</b>	<b>Adam HAMPSON</b>	Lola T204
1 -	6:08.029	6 - <b>1:15.865</b>
2 -	1:22.753	7 - 1:16.350
3 -	1:17.218	8 - 1:16.309
4 -	1:18.122	9 - 1:17.834
5 -	1:16.923	10 - 1:18.597

# HSCC Legends Racing Historic Formula Ford QUALIFYING - LAP ANALYSIS

(contd.)

<b>39</b>	<b>Michael RICHINGS</b>	Alexis 15
1 - 6:12.380	6 - 1:21.765	11 - 1:21.174
2 - 1:28.833	7 - 1:22.468	12 - 1:21.602
3 - 1:22.870	8 - 1:21.826	
4 - 1:23.149	9 - <b>1:20.427</b>	
5 - 1:21.743	10 - 1:21.266	
<b>42</b>	<b>Nigel BANCROFT</b>	Crossle 20F
1 - 6:19.342	6 - 1:17.266	11 - 1:17.955
2 - 1:23.403	7 - 1:16.524	12 - <b>1:16.333</b>
3 - 1:17.776	8 - 1:16.928	
4 - 1:18.472	9 - 1:16.590	
5 - 1:17.458	10 - 1:17.042	
<b>43</b>	<b>Peter CLANFORD</b>	Nike MK 6
1 - 6:26.868	6 - 1:21.224	11 - 1:19.401
2 - 1:37.918	7 - 1:20.349	
3 - 1:25.246	8 - 1:20.720	
4 - 1:22.361	9 - 1:19.275	
5 - 1:20.690	10 - <b>1:19.002</b>	
<b>44</b>	<b>John BLADON</b>	Merlyn MK11A
1 - 6:46.979	6 - 1:18.067	11 - 1:17.305
2 - 1:24.560	7 - 1:18.081	12 - 1:19.121
3 - 1:19.907	8 - 1:17.399	
4 - 1:18.424	9 - <b>1:16.822</b>	
5 - 1:17.797	10 - 1:18.198	
<b>45</b>	<b>Robert HARTLEY</b>	Merlin MK20
1 - 6:06.246	6 - 1:17.658	11 - 1:17.590
2 - 1:23.353	7 - 1:18.222	12 - 1:17.916
3 - 1:18.159	8 - 1:17.523	
4 - 1:18.146	9 - <b>1:16.928</b>	
5 - 1:17.773	10 - 1:25.404	
<b>46</b>	<b>Mike BROMLEY</b>	Merlyn MK11A
1 - 7:47.127P	6 - 1:24.313	
2 - 1:55.374	7 - 1:22.939	
3 - 1:24.344	8 - 1:24.184	
4 - <b>1:22.897</b>		
5 - 1:25.417		
<b>48</b>	<b>Crispin SCHAEFLI</b>	Macon MR8
1 - 6:16.432	6 - 1:21.669	11 - 1:19.307
2 - 1:28.502	7 - 1:23.832	12 - 1:21.001
3 - 1:20.970	8 - 1:19.466	
4 - 1:21.924	9 - 1:20.028	
5 - 1:21.594	10 - <b>1:19.269</b>	

# HSCC Legends Racing Historic Formula Ford

## QUALIFYING - LAP ANALYSIS

(contd.)

<b>53</b>	<b>Martin HIBBERT</b>	Merlyn MK20A
1 -	6:07.151	6 - 1:19.203
2 -	1:27.937	7 - 1:19.137
3 -	1:22.387	8 - 1:19.665
4 -	1:22.593	9 - 1:19.782
5 -	<b>1:19.066</b>	10 - 1:19.720
11 -	1:20.868	12 - 1:19.920
<b>54</b>	<b>Alex MEEK</b>	Merlyn MK20A
1 -	6:02.384	6 - 1:17.572
2 -	1:24.768	7 - 1:18.682
3 -	1:19.275	8 - 1:17.445
4 -	1:19.102	9 - <b>1:16.749</b>
5 -	1:20.757	10 - 1:17.864
11 -	1:18.992	12 - 1:18.896
<b>57</b>	<b>David WILD</b>	Macon MR8
1 -	6:36.098	6 - 1:22.489
2 -	1:34.624	7 - 1:20.874
3 -	1:24.206	8 - <b>1:20.487</b>
4 -	1:22.679	9 - 1:20.499
5 -	1:20.834	10 - 1:21.148
11 -	1:24.911	
<b>58</b>	<b>Terry VAN DER ZEE</b>	Nike MK4
1 -	6:25.807	6 - 1:23.256
2 -	1:38.782	7 - 1:22.673
3 -	1:26.378	8 - 1:22.738
4 -	1:23.244	9 - <b>1:21.578</b>
5 -	1:23.302	10 - 1:22.461
11 -	1:21.806	
<b>59</b>	<b>Terence TUMBER</b>	Lola T200
1 -	6:33.421	6 - 1:22.190
2 -	1:35.031	7 - 1:22.654
3 -	1:25.441	8 - <b>1:20.863</b>
4 -	1:23.970	9 - 1:25.792
5 -	1:25.113	10 - 1:26.703
11 -	1:28.070	
<b>60</b>	<b>Keith NORMAN</b>	Palliser WDF3
1 -	6:39.886	6 - 1:18.119
2 -	1:29.434	7 - 1:22.007
3 -	1:20.897	8 - 1:18.211
4 -	1:19.779	9 - <b>1:17.798</b>
5 -	1:18.088	10 - 1:18.203
11 -	1:17.828	12 - 1:18.522
<b>63</b>	<b>Neil FENDER</b>	Jamun T2
1 -	6:40.307	
2 -	1:34.124	
3 -	1:22.779	
4 -	<b>1:21.240</b>	

# HSCC Legends Racing Historic Formula Ford

## QUALIFYING - LAP ANALYSIS

(contd.)

<b>75</b>	<b>Anthony GODDARD</b>	Merlyn MK20
1 -	6:45.196	6 - 1:22.063 11 - 1:20.869
2 -	1:30.562	7 - 1:24.204
3 -	1:23.136	8 - <b>1:20.204</b>
4 -	1:21.597	9 - 1:22.129
5 -	1:23.075	10 - 1:21.621
<b>77</b>	<b>Chris SHARPLES</b>	Palliser WDF1
1 -	6:13.533	6 - 1:18.107 11 - <b>1:17.334</b>
2 -	1:26.966	7 - 1:17.530 12 - 1:18.526
3 -	1:18.897	8 - 1:18.254
4 -	1:20.263	9 - 1:17.717
5 -	1:18.093	10 - 1:17.726
<b>78</b>	<b>John SYKES</b>	Merlyn 11A
1 -	6:38.669	6 - 1:22.951 11 - 1:21.401
2 -	1:33.540	7 - 1:22.396
3 -	1:24.702	8 - <b>1:20.373</b>
4 -	1:22.440	9 - 1:23.947
5 -	1:21.871	10 - 1:21.729
<b>85</b>	<b>C LILLINGSTON PRICE</b>	Merlyn MKII
1 -	6:58.482	6 - 1:17.875 11 - 1:17.100
2 -	1:38.376	7 - 1:17.555
3 -	1:17.792	8 - 1:17.282
4 -	1:18.156	9 - <b>1:16.193</b>
5 -	1:17.472	10 - 1:31.126
<b>87</b>	<b>Nelson ROWE</b>	Crossle 20F
1 -	6:14.482	6 - 1:16.356 11 - 1:16.699
2 -	1:20.732	7 - 1:15.935 12 - 1:16.372
3 -	1:17.063	8 - <b>1:15.537</b>
4 -	1:16.246	9 - 1:17.225
5 -	1:16.595	10 - 1:16.485
<b>90</b>	<b>Henry SCOTT</b>	Lola T200
1 -	6:47.153	6 - 1:22.737 11 - <b>1:20.027</b>
2 -	1:29.839	7 - 1:20.159
3 -	1:22.570	8 - 1:20.708
4 -	1:21.752	9 - 1:20.441
5 -	1:27.084	10 - 1:20.538
<b>91</b>	<b>Alastair GARRETT</b>	Lola T200
1 -	6:31.433	6 - 1:24.380 11 - <b>1:19.847</b>
2 -	1:35.133	7 - 1:21.068
3 -	1:25.873	8 - 1:20.342
4 -	1:22.551	9 - 1:19.892
5 -	1:23.147	10 - 1:21.038

# HSCC Legends Racing Historic Formula Ford QUALIFYING - LAP ANALYSIS


(contd.)

<b>97</b>	<b>Alan HICKS</b>	Lotus 61
1 - 6:25.279	6 - 1:35.041	
2 - 1:48.927	7 - 1:33.485	
3 - 1:35.137	8 - 1:35.612	
4 - 1:38.085	9 - 1:34.517	
5 - 1:38.013	10 - <b>1:32.456</b>	
<b>99</b>	<b>Gregory THORNTON</b>	Titian MK IV
1 - 6:34.423	6 - 1:20.460	
2 - 1:51.801P	7 - 1:20.498	
3 - 2:50.623	8 - 1:20.602	
4 - 1:21.828	9 - 1:19.690	
5 - 1:21.523	10 - <b>1:19.500</b>	



# HSCC Legends Racing Historic Formula Ford

## GRID - RACE 11

ROW 15	1:22.897 46 BROMLEY	1:32.456 97 HICKS
ROW 14	1:21.240 63 FENDER	1:21.578 58 VAN DER ZEE
ROW 13	1:20.863 59 TUMBER	1:20.885 23 DUFFY
ROW 12	1:20.427 39 RICHINGS	1:20.487 57 WILD
ROW 11	1:20.204 75 GODDARD	1:20.373 78 SYKES
ROW 10	1:19.847 91 GARRETT	1:20.027 90 SCOTT
ROW 9	1:19.608 27 DIXON	1:19.681 30 GLOVER
ROW 8	1:19.269 48 SCHAEFLI	1:19.500 99 THORNTON
ROW 7	1:19.002 43 CLANFORD	1:19.066 53 HIBBERT
ROW 6	1:17.334 77 SHARPLES	1:17.798 60 NORMAN
ROW 5	1:16.822 44 BLADON	1:16.928 45 HARTLEY
ROW 4	1:16.333 42 BANCROFT	1:16.749 54 MEEK
ROW 3	1:16.193 85 LILLINGSTON PRICE	1:16.291 11 MITCHELL
ROW 2	1:15.865 33 HAMPSON	1:16.127 8 GOLDSMITH
ROW 1	1:15.060 1 FOWLER	1:15.537 87 ROWE
<b>POLE</b>		
		

Nos 43, 45, 53 & 97 - Please Fit Transponder

Weather / Track : Sunny / Dry

These results are provisional until the conclusion of any judicial and technical matters.

Castle Combe

Circuit Length = 1.8500 miles.

Start: 12:09 End: 12:25

Clerk of Course:	Stewards:	Timekeeper:
------------------	-----------	-------------

# HSCC Legends Racing Historic Formula Ford

## RACE CLASSIFICATION - RACE 11

POS	NO	CL	DRIVER	NAT	CAR	TIME	LAPS	GAP	MPH	BEST
1	1		Neil FOWLER		Lola T200	12:47.433	10		86.78	1:15.647
2	87		Nelson ROWE		Crossle 20F	12:48.966	10	1.533	86.61	1:15.777
3	42		Nigel BANCROFT		Crossle 20F	13:03.971	10	16.538	84.95	1:16.157
4	45		Robert HARTLEY		Merlin MK20	13:06.763	10	19.330	84.65	1:16.604
5	33		Adam HAMPSON		Lola T204	13:07.115	10	19.682	84.61	1:16.570
6	11		Westie MITCHELL		Merlyn MK20	13:09.165	10	21.732	84.39	1:17.191
7	44		John BLADON		Merlyn MK11A	13:09.594	10	22.161	84.34	1:17.313
8	54		Alan MEEK		Merlyn MK20A	13:17.688	10	30.255	83.49	1:18.255
9	60		Keith NORMAN		Palliser WDF3	13:18.255	10	30.822	83.43	1:18.133
10	27		Dick DIXON		Lotus 61	13:25.883	10	38.450	82.64	1:18.530
11	90	N	Henry SCOTT		Lola T200	13:26.202	10	38.769	82.61	1:18.112
12	43		Peter CLANFORD		Nike MK 6	13:32.702	10	45.269	81.94	1:18.944
13	99	N	Gregory THORNTON		Titian MK IV	13:32.923	10	45.490	81.92	1:19.315
14	57		David WILD		Macon MR8	13:33.252	10	45.819	81.89	1:19.220
15	91	N	Alastair GARRETT		Lola T200	13:36.620	10	49.187	81.55	1:18.239
16	30		Neil GLOVER		Macon MK8	13:41.562	10	54.129	81.06	1:18.988
17	23		Gil DUFFY		March 708	13:51.710	10	1:04.277	80.07	1:21.035
18	78		John SYKES		Merlyn 11A	13:54.562	10	1:07.129	79.80	1:20.475
19	48		Crispin SCHAEFLI		Macon MR8	13:56.689	10	1:09.256	79.59	1:20.214
20	39		Michael RICHINGS		Alexis 15	13:57.626	10	1:10.193	79.51	1:21.765
21	75		Anthony GODDARD		Merlyn MK20	13:57.838	10	1:10.405	79.49	1:21.228
22	46		Mike BROMLEY		Merlyn MK11A	12:59.086	9	1 LAP	76.93	1:22.640
23	58		Terry VAN DER ZEE		Nike MK4	13:09.101	9	1 LAP	75.96	1:22.303
24	77		Chris SHARPLES		Palliser WDF1	14:02.337	9	1 LAP	71.15	1:17.195
25	97	N	Alan HICKS		Lotus 61	14:17.595	9	1 LAP	69.89	1:31.936

### NOT CLASSIFIED

8	John GOLDSMITH	Macon MR8	7:51.715	6	D.N.F.	84.71	1:17.099
85	C LILLINGSTON PRICE	Merlyn MKII	7:52.054	6	D.N.F.	84.65	1:17.102
53	Martin HIBBERT	Merlyn MK20A	1:32.020	1	D.N.F.	72.37	1:32.020
59	Terence TUMBER	Lola T200		0	D.N.F.	N/A	
63	Neil FENDER	Jamun T2		0	D.N.F.	N/A	

### FASTEST LAP

1	Neil FOWLER	Lola T200	1:15.647	4	88.04mph	141.68kph
90	N Henry SCOTT	Lola T200	1:18.112	9	85.26mph	137.21kph

Weather / Track : Sunny / Dry

These results are provisional until the conclusion of any judicial and technical matters.

Castle Combe

Circuit Length = 1.8500 miles.

Start: 17:46 End: 18:00

Clerk of Course:	Stewards:	Timekeeper:

# HSCC Legends Racing Historic Formula Ford

## LAP CHART - RACE 11

Lap 1			Lap 2			Lap 3			Lap 4			Lap 5		
No	Behind	Laptime	No	Behind	Laptime	No	Behind	Laptime	No	Behind	Laptime	No	Behind	Laptime
1		1:22.147	1		1:16.202	1		1:16.079	1		1:15.647	1		1:16.379
87	1.064	1:23.211	87	1.083	1:16.221	87	1.023	1:16.019	87	1.835	1:16.459	97	1 LAP	1:34.449
8	2.074	1:24.221	8	3.103	1:17.231	8	4.278	1:17.254	8	5.730	1:17.099	87	1.590	1:16.134
85	2.738	1:24.885	85	4.034	1:17.498	85	5.765	1:17.810	85	7.679	1:17.561	8	7.089	1:17.738
44	4.014	1:26.161	44	5.627	1:17.815	44	7.275	1:17.727	44	9.911	1:18.283	85	8.402	1:17.102
45	4.562	1:26.709	45	6.505	1:18.145	45	7.889	1:17.463	45	10.412	1:18.170	44	11.179	1:17.647
77	4.857	1:27.004	77	7.153	1:18.498	77	8.269	1:17.195	77	11.099	1:18.477	42	11.453	1:16.258
11	5.211	1:27.358	11	7.622	1:18.613	11	8.734	1:17.191	42	11.574	1:18.167	45	12.344	1:18.311
33	6.032	1:28.179	42	8.304	1:17.906	42	9.054	1:16.829	11	11.981	1:18.894	11	12.892	1:17.290
54	6.268	1:28.415	33	9.044	1:19.214	33	9.822	1:16.857	33	12.214	1:18.039	33	13.031	1:17.196
42	6.600	1:28.747	54	9.270	1:19.204	54	12.187	1:18.996	54	16.031	1:19.491	54	18.480	1:18.828
60	7.011	1:29.158	60	10.319	1:19.510	60	13.577	1:19.337	60	16.667	1:18.737	60	18.989	1:18.701
99	7.605	1:29.752	99	12.180	1:20.777	99	17.225	1:21.124	90	21.591	1:19.697	90	24.557	1:19.345
43	8.646	1:30.793	90	13.057	1:20.104	90	17.541	1:20.563	27	21.997	1:20.002	27	24.632	1:19.014
90	9.155	1:31.302	27	13.966	1:20.703	27	17.642	1:19.755	99	22.974	1:21.396	43	25.819	1:18.944
27	9.465	1:31.612	43	14.234	1:21.790	43	18.612	1:20.457	43	23.254	1:20.289	99	26.948	1:20.353
53	9.873	1:32.020	57	15.565	1:21.018	57	18.812	1:19.326	57	23.637	1:20.472	57	27.544	1:20.286
57	10.749	1:32.896	23	17.019	1:21.281	23	22.595	1:21.655	23	28.836	1:21.888	77	34.702	1:39.982P
48	11.591	1:33.738	39	18.862	1:22.195	39	24.548	1:21.765	91	30.080	1:20.848	23	33.789	1:21.332
23	11.940	1:34.087	30	19.050	1:22.159	30	24.763	1:21.792	39	31.700	1:22.799	91	33.891	1:20.190
39	12.869	1:35.016	91	19.644	1:21.693	91	24.879	1:21.314	78	31.962	1:21.841	39	37.607	1:22.286
30	13.093	1:35.240	78	21.372	1:23.963	78	25.768	1:20.475	30	32.156	1:23.040	30	37.990	1:22.213
78	13.611	1:35.758	75	21.801	1:23.978	75	27.644	1:21.922	75	34.533	1:22.536	78	38.365	1:22.782
75	14.025	1:36.172	46	23.659	1:23.814	46	30.220	1:22.640	46	37.326	1:22.753	75	39.742	1:21.588
91	14.153	1:36.300	48	30.048	1:34.659	48	34.543	1:20.574	48	39.490	1:20.594	48	43.325	1:20.214
46	16.047	1:38.194	97	40.689	1:35.139	58	52.427	1:23.697	58	1:03.187	1:26.407	46	45.201	1:24.254
97	21.752	1:43.899	58	44.809	1:24.754	97	58.602	1:33.992				58	1:09.686	1:22.878
58	36.257	1:58.404												

# HSCC Legends Racing Historic Formula Ford

## LAP CHART - RACE 11

(contd.)

Lap 6			Lap 7			Lap 8			Lap 9			Lap 10		
No	Behind	Laptime	No	Behind	Laptime	No	Behind	Laptime	No	Behind	Laptime	No	Behind	Laptime
1		1:16.202	1		1:15.901	1		1:16.493	1		1:16.021	1		1:16.362
87	1.481	1:16.093	58	1 LAP	1:23.694	87	1.021	1:15.777	87	1.711	1:16.711	87	1.533	1:16.184
8	9.059	1:18.172	87	1.737	1:16.157	58	1 LAP	1:23.987	46	1 LAP	1:27.427	46	1 LAP	1:25.510
85	9.398	1:17.198	42	15.592	1:19.173	42	16.165	1:17.066	58	1 LAP	1:22.303	42	16.538	1:16.599
42	12.320	1:17.069	45	17.175	1:19.542	45	17.599	1:16.917	42	16.301	1:16.157	45	19.330	1:17.510
44	13.080	1:18.103	33	18.020	1:20.135	33	18.097	1:16.570	45	18.182	1:16.604	33	19.682	1:17.184
45	13.534	1:17.392	44	18.396	1:21.217	11	19.381	1:17.249	33	18.860	1:16.784	58	1 LAP	1:22.977
33	13.786	1:16.957	11	18.625	1:20.033	44	19.603	1:17.700	11	20.735	1:17.375	11	21.732	1:17.359
11	14.493	1:17.803	54	23.813	1:18.871	54	25.969	1:18.649	44	21.210	1:17.628	44	22.161	1:17.313
97	1 LAP	1:35.055	60	24.487	1:18.977	60	26.458	1:18.464	54	28.203	1:18.255	54	30.255	1:18.414
54	20.843	1:18.565	27	31.460	1:19.594	27	33.555	1:18.588	60	29.051	1:18.614	60	30.822	1:18.133
60	21.411	1:18.624	90	32.211	1:19.939	90	33.905	1:18.187	90	35.996	1:18.112	27	38.450	1:18.530
27	27.767	1:19.337	43	34.962	1:20.056	43	38.289	1:19.820	27	36.282	1:18.748	90	38.769	1:19.135
90	28.173	1:19.818	99	35.386	1:20.802	99	38.575	1:19.682	43	41.616	1:19.348	43	45.269	1:20.015
99	30.485	1:19.739	57	35.751	1:20.656	57	38.784	1:19.526	99	41.869	1:19.315	99	45.490	1:19.983
43	30.807	1:21.190	97	1 LAP	1:35.738	91	44.502	1:18.857	57	42.961	1:20.198	57	45.819	1:19.220
57	30.996	1:19.654	91	42.138	1:20.423	30	48.316	1:19.171	91	47.310	1:18.829	91	49.187	1:18.239
91	37.616	1:19.927	23	45.442	1:22.536	23	49.984	1:21.035	30	51.368	1:19.073	30	54.129	1:19.123
23	38.807	1:21.220	30	45.638	1:20.763	97	1 LAP	1:31.936	23	56.849	1:22.886	23	1:04.277	1:23.790
30	40.776	1:18.988	39	50.584	1:22.614	39	56.274	1:22.183	39	1:02.557	1:22.304	78	1:07.129	1:20.793
39	43.871	1:22.466	78	50.728	1:22.624	78	56.515	1:22.280	78	1:02.698	1:22.204	48	1:09.256	1:22.754
78	44.005	1:21.842	75	50.804	1:21.937	75	57.031	1:22.720	48	1:02.864	1:21.699	39	1:10.193	1:23.998
75	44.768	1:21.228	48	52.457	1:20.544	48	57.186	1:21.222	75	1:04.059	1:23.049	75	1:10.405	1:22.708
48	47.814	1:20.691	46	1:07.592	1:30.444	77	1 LAP	1:19.542	97	1 LAP	1:33.009	77	1 LAP	1:17.723
46	53.049	1:24.050	77	1 LAP	3:06.049				77	1 LAP	1:17.867	97	1 LAP	1:34.378