



HISTORIC RACE MEETING

Cadwell Park

13th April 2008



Results Provided by Timing Solutions Ltd
www.tsl-timing.com

HSCC MotorsportAds.co.uk 70s Road Sports Championship
QUALIFYING - Race 1 - CLASSIFICATION

POS	NO	CL	NAME	ENTRY	TIME	ON	LAPS	GAP	DIFF	MPH
1	9	B	Julian BARTER	TVR 3000M	1:47.022	5	5			73.33
2	1	C	Rory STOCKBRIDGE	Lotus Europa	1:47.523	3	8	0.501	0.501	72.98
3	44	C	Alan HARPER	Lotus Elan S4	1:47.764	6	8	0.742	0.241	72.82
4	41	C	Howard BENTHAM	Lotus Elan	1:49.188	6	8	2.166	1.424	71.87
5	65	C	Steve COOKE	Lotus 7 S4	1:49.761	5	8	2.739	0.573	71.50
6	42	C	Bill BRAITHWAITE	Lotus Europa	1:51.507	6	6	4.485	1.746	70.38
7	31	A	Mark BENNETT	MGB GTV8	1:51.585	3	6	4.563	0.078	70.33
8	61	D2	Luke CLARK-BAGNALL	Triumph GT6 Mk3	1:51.958	6	7	4.936	0.373	70.09
9	86	B	Christina TOTTY	TVR 3000M	1:52.272	6	7	5.250	0.314	69.90
10	62	D2	Jim BAYNAM	MGB	1:54.269	5	7	7.247	1.997	68.68
11	89	A	Ralph HARWOOD-PENN	MGB GTV8	1:54.461	4	7	7.439	0.192	68.56
12	26	B	Paul STAFFORD	Datsun 240Z	1:54.490	4	6	7.468	0.029	68.54
13	5	D2	Ian JACOBS	Jensen Healey	1:55.458	5	7	8.436	0.968	67.97
14	57	D2	Mark OLDFIELD	Alfa Romeo Alfetta GTV	1:56.319	5	6	9.297	0.861	67.47
15	10	C	Nigel ASHLEY	Lotus Europa	1:57.602	6	7	10.580	1.283	66.73
16	47	B	Paul ASLETT	Porsche 911E	1:58.501	5	7	11.479	0.899	66.22
17	23	D2	Will MORTON	Alfa Romeo 2000 GTV	1:58.514	4	7	11.492	0.013	66.22
18	88	B	Mark BOWN	TVR 3000M	1:59.247	5	7	12.225	0.733	65.81
19	76	D2	David ERWIN	Alfa Romeo 2000 GTV	2:00.020	5	7	12.998	0.773	65.38
20	52	D2	Graham HALL	Alfa Romeo 2000 GTV	2:03.411	6	7	16.389	3.391	63.59
21	80	D2	David LANE	Jensen Healey	2:05.386	3	3	18.364	1.975	62.59
22	81	D2	John DOBSON	Alfa Romeo 2000GTV	2:05.699	5	7	18.677	0.313	62.43
23	46	C	Chris NUNN	Lotus Elan	2:25.643	3	4	38.621	19.944	53.88
24	25	E	Stuart DOWNWARD	Lancia Fulvia	2:29.271	5	6	42.249	3.628	52.57

Weather / Track : Cloudy / Dry

These results are provisional until the conclusion of any judicial and technical matters.

Cadwell Park
 Circuit Length = 2.1800 miles
 Start: 09:03 End: 09:19

Clerk of Course :		Timekeeper :
-------------------	--	--------------

HSCC MotorsportAds.co.uk 70s Road Sports Championship

QUALIFYING - Race 1 - LAP ANALYSIS

1	Rory STOCKBRIDGE		Lotus Europa				
1 -	2:07.327	+ 19.804	9:05:59.926	5 -	1:47.551	+ 0.028	9:13:15.474
2 -	1:50.815	+ 3.292	9:07:50.741	6 -	1:52.526	+ 5.003	9:15:08.000
3 -	1:47.523		9:09:38.264	7 -	1:53.571	+ 6.048	9:17:01.571
4 -	1:49.659	+ 2.136	9:11:27.923	8 -	1:51.333	+ 3.810	9:18:52.904
5	Ian JACOBS		Jensen Healey				
1 -	2:15.965	+ 20.507	9:06:51.948	5 -	1:55.458		9:14:52.612
2 -	2:06.755	+ 11.297	9:08:58.703	6 -	1:55.485	+ 0.027	9:16:48.097
3 -	2:01.927	+ 6.469	9:11:00.630	7 -	1:57.330	+ 1.872	9:18:45.427
4 -	1:56.524	+ 1.066	9:12:57.154				
9	Julian BARTER		TVR 3000M				
1 -	2:09.118	+ 22.096	9:06:36.907	4 -	1:48.149	+ 1.127	9:12:08.992
2 -	1:54.403	+ 7.381	9:08:31.310	5 -	1:47.022		9:13:56.014
3 -	1:49.533	+ 2.511	9:10:20.843				
10	Nigel ASHLEY		Lotus Europa				
1 -	2:16.360	+ 18.758	9:06:49.773	5 -	1:59.639	+ 2.037	9:15:03.915
2 -	2:08.492	+ 10.890	9:08:58.265	6 -	1:57.602		9:17:01.517
3 -	2:02.282	+ 4.680	9:11:00.547	7 -	1:58.970	+ 1.368	9:19:00.487
4 -	2:03.729	+ 6.127	9:13:04.276				
23	Will MORTON		Alfa Romeo 2000 GTV				
1 -	2:15.607	+ 17.093	9:06:50.092	5 -	1:58.875	+ 0.361	9:14:50.892
2 -	2:02.648	+ 4.134	9:08:52.740	6 -	2:02.358	+ 3.844	9:16:53.250
3 -	2:00.763	+ 2.249	9:10:53.503	7 -	1:59.364	+ 0.850	9:18:52.614
4 -	1:58.514		9:12:52.017				
25	Stuart DOWNWARD		Lancia Fulvia				
1 -	2:39.869	+ 10.598	9:06:44.092	4 -	2:32.563	+ 3.292	9:14:29.050
2 -	2:37.294	+ 8.023	9:09:21.386	5 -	2:29.271		9:16:58.321
3 -	2:35.101	+ 5.830	9:11:56.487	6 -	2:29.593	+ 0.322	9:19:27.914
26	Paul STAFFORD		Datsun 240Z				
1 -	2:07.483	+ 12.993	9:06:01.323	4 -	1:54.490		9:11:48.529
2 -	1:57.752	+ 3.262	9:07:59.075	5 -	1:58.335	+ 3.845	9:13:46.864
3 -	1:54.964	+ 0.474	9:09:54.039	6 -	2:22.112	+ 27.622	9:16:08.976
31	Mark BENNETT		MGB GTV8				
1 -	2:09.919	+ 18.334	9:06:33.604	4 -	1:53.445	+ 1.860	9:12:13.462
2 -	1:54.828	+ 3.243	9:08:28.432	5 -	1:53.213	+ 1.628	9:14:06.675
3 -	1:51.585		9:10:20.017	6 -	1:55.639	+ 4.054	9:16:02.314
41	Howard BENTHAM		Lotus Elan				
1 -	2:13.936	+ 24.748	9:06:13.554	5 -	1:51.487	+ 2.299	9:13:46.654
2 -	1:55.178	+ 5.990	9:08:08.732	6 -	1:49.188		9:15:35.842
3 -	1:50.850	+ 1.662	9:09:59.582	7 -	1:49.767	+ 0.579	9:17:25.609
4 -	1:55.585	+ 6.397	9:11:55.167	8 -	1:53.407	+ 4.219	9:19:19.016
42	Bill BRAITHWAITE		Lotus Europa				
1 -	2:08.658	+ 17.151	9:06:00.379	4 -	1:52.366	+ 0.859	9:11:41.021
2 -	1:56.078	+ 4.571	9:07:56.457	5 -	1:54.845	+ 3.338	9:13:35.866
3 -	1:52.198	+ 0.691	9:09:48.655	6 -	1:51.507		9:15:27.373
44	Alan HARPER		Lotus Elan S4				
1 -	2:10.994	+ 23.230	9:06:15.258	5 -	1:51.560	+ 3.796	9:13:42.539
2 -	1:55.353	+ 7.589	9:08:10.611	6 -	1:47.764		9:15:30.303
3 -	1:51.163	+ 3.399	9:10:01.774	7 -	1:50.586	+ 2.822	9:17:20.889
4 -	1:49.205	+ 1.441	9:11:50.979	8 -	1:50.493	+ 2.729	9:19:11.382

Weather / Track : Cloudy / Dry

HSCC MotorsportAds.co.uk 70s Road Sports Championship

QUALIFYING - Race 1 - LAP ANALYSIS

46	Chris NUNN		Lotus Elan			
1 -	2:31.677	+ 6.034	9:06:24.998	3 -	2:25.643	9:11:19.009
2 -	2:28.368	+ 2.725	9:08:53.366	4 -	2:26.077	9:13:45.086
47	Paul ASLETT		Porsche 911E			
1 -	2:18.073	+ 19.572	9:06:44.482	5 -	1:58.501	9:14:47.386
2 -	2:03.410	+ 4.909	9:08:47.892	6 -	1:59.876	9:16:47.262
3 -	2:00.769	+ 2.268	9:10:48.661	7 -	2:01.668	9:18:48.930
4 -	2:00.224	+ 1.723	9:12:48.885			
52	Graham HALL		Alfa Romeo 2000 GTV			
1 -	2:20.504	+ 17.093	9:06:48.444	5 -	2:03.429	9:15:16.200
2 -	2:09.803	+ 6.392	9:08:58.247	6 -	2:03.411	9:17:19.611
3 -	2:07.584	+ 4.173	9:11:05.831	7 -	2:07.769	9:19:27.380
4 -	2:06.940	+ 3.529	9:13:12.771			
57	Mark OLDFIELD		Alfa Romeo Alfetta GTV			
1 -	2:20.130	+ 23.811	9:06:35.267	4 -	1:56.564	9:12:32.240
2 -	2:02.440	+ 6.121	9:08:37.707	5 -	1:56.319	9:14:28.559
3 -	1:57.969	+ 1.650	9:10:35.676	6 -	1:57.445	9:16:26.004
61	Luke CLARK-BAGNALL		Triumph GT6 Mk3			
1 -	2:07.393	+ 15.435	9:07:38.954	5 -	1:53.652	9:15:20.360
2 -	1:58.308	+ 6.350	9:09:37.262	6 -	1:51.958	9:17:12.318
3 -	1:55.408	+ 3.450	9:11:32.670	7 -	1:52.911	9:19:05.229
4 -	1:54.038	+ 2.080	9:13:26.708			
62	Jim BAYNAM		MGB			
1 -	2:07.450	+ 13.181	9:07:09.276	5 -	1:54.269	9:14:59.051
2 -	1:57.678	+ 3.409	9:09:06.954	6 -	1:56.155	9:16:55.206
3 -	1:59.087	+ 4.818	9:11:06.041	7 -	1:57.578	9:18:52.784
4 -	1:58.741	+ 4.472	9:13:04.782			
65	Steve COOKE		Lotus 7 S4			
1 -	2:13.081	+ 23.320	9:05:59.255	5 -	1:49.761	9:13:28.031
2 -	1:56.069	+ 6.308	9:07:55.324	6 -	1:51.147	9:15:19.178
3 -	1:51.632	+ 1.871	9:09:46.956	7 -	1:50.158	9:17:09.336
4 -	1:51.314	+ 1.553	9:11:38.270	8 -	1:55.598	9:19:04.934
76	David ERWIN		Alfa Romeo 2000 GTV			
1 -	2:22.513	+ 22.493	9:06:34.061	5 -	2:00.020	9:15:06.822
2 -	2:12.392	+ 12.372	9:08:46.453	6 -	2:01.731	9:17:08.553
3 -	2:10.493	+ 10.473	9:10:56.946	7 -	2:01.047	9:19:09.600
4 -	2:09.856	+ 9.836	9:13:06.802			
80	David LANE		Jensen Healey			
1 -	2:22.449	+ 17.063	9:06:43.747	3 -	2:05.386	9:10:57.652
2 -	2:08.519	+ 3.133	9:08:52.266			
81	John DOBSON		Alfa Romeo 2000GTV			
1 -	2:29.582	+ 23.883	9:06:43.252	5 -	2:05.699	9:15:14.022
2 -	2:10.819	+ 5.120	9:08:54.071	6 -	2:07.852	9:17:21.874
3 -	2:06.002	+ 0.303	9:11:00.073	7 -	2:07.092	9:19:28.966
4 -	2:08.250	+ 2.551	9:13:08.323			
86	Christina TOTTY		TVR 3000M			
1 -	2:17.443	+ 25.171	9:06:36.458	5 -	1:52.381	9:14:15.986
2 -	1:58.047	+ 5.775	9:08:34.505	6 -	1:52.272	9:16:08.258
3 -	1:54.960	+ 2.688	9:10:29.465	7 -	1:59.419	9:18:07.677
4 -	1:54.140	+ 1.868	9:12:23.605			

Cadwell Park
 Circuit Length = 2.1800 miles
 Start: 09:03 End: 09:19


Weather / Track : Cloudy / Dry

HSCC MotorsportAds.co.uk 70s Road Sports Championship
QUALIFYING - Race 1 - LAP ANALYSIS

88	Mark BOWN			TVR 3000M		
1 -	2:25.677	+ 26.430	9:06:42.214	5 -	1:59.247	9:14:49.437
2 -	2:06.269	+ 7.022	9:08:48.483	6 -	2:04.742	+ 5.495 9:16:54.179
3 -	2:02.409	+ 3.162	9:10:50.892	7 -	2:02.446	+ 3.199 9:18:56.625
4 -	1:59.298	+ 0.051	9:12:50.190			
89	Ralph HARWOOD-PENN			MGB GTV8		
1 -	2:20.078	+ 25.617	9:07:22.624	5 -	1:57.048	+ 2.587 9:15:07.048
2 -	1:57.966	+ 3.505	9:09:20.590	6 -	1:57.511	+ 3.050 9:17:04.559
3 -	1:54.949	+ 0.488	9:11:15.539	7 -	1:56.543	+ 2.082 9:19:01.102
4 -	1:54.461		9:13:10.000			

HSCC MotorsportAds.co.uk 70s Road Sports Championship

Race 1 - GRID

ROW 12	2:29.271 25 Stuart DOWNWARD	2:25.643 46 Chris NUNN
ROW 11	2:05.699 81 John DOBSON	2:05.386 80 David LANE
ROW 10	2:03.411 52 Graham HALL	2:00.020 76 David ERWIN
ROW 9	1:59.247 88 Mark BOWN	1:58.514 23 Will MORTON
ROW 8	1:58.501 47 Paul ASLETT	1:57.602 10 Nigel ASHLEY
ROW 7	1:56.319 57 Mark OLDFIELD	1:55.458 5 Ian JACOBS
ROW 6	1:54.490 26 Paul STAFFORD	1:54.461 89 Ralph HARWOOD-PENN
ROW 5	1:54.269 62 Jim BAYNAM	1:52.272 86 Christina TOTTY
ROW 4	1:51.958 61 Luke CLARK-BAGNALL	1:51.585 31 Mark BENNETT
ROW 3	1:51.507 42 Bill BRAITHWAITE	1:49.761 65 Steve COOKE
ROW 2	1:49.188 41 Howard BENTHAM	1:47.764 44 Alan HARPER
ROW 1	1:47.523 1 Rory STOCKBRIDGE	1:47.022 9 Julian BARTER
Pole		
		

Cadwell Park
Circuit Length = 2.1800 miles

These results are provisional until the conclusion of any judicial and technical matters.

Clerk of Course :

Timekeeper :

HSCC Grandstand Motor Sports Historic Formula Ford Championship

QUALIFYING - Race 2 - CLASSIFICATION

POS	NO	CL	NAME	ENTRY	TIME	ON	LAPS	GAP	DIFF	MPH
1	57		David WILD	Lola T200	1:35.776	7	9			81.94
2	2		Michael LYONS	Merlyn Mk11A	1:38.170	8	9	2.394	2.394	79.94
3	77		Chris SHARPLES	Palliser WDF1	1:38.917	7	9	3.141	0.747	79.33
4	72		Amanda WHITAKER	Elden Mk8	1:38.941	5	7	3.165	0.024	79.32
5	70		John HARRISON	Lola T200	1:39.091	8	9	3.315	0.150	79.20
6	12		Alex CLASSICK	Merlyn Mk11A	1:39.211	4	9	3.435	0.120	79.10
7	11		Westie MITCHELL	Merlyn Mk20	1:39.818	3	8	4.042	0.607	78.62
8	9		Adam SYKES	Merlyn Mk11A	1:40.001	7	9	4.225	0.183	78.47
9	4		John SYKES	Merlyn Mk11A/20	1:40.861	7	9	5.085	0.860	77.81
10	54		Alex MEEK	Merlyn Mk20A	1:40.900	7	9	5.124	0.039	77.78
11	48		Crispin SCHLAEFLI	Macon MR8	1:40.929	9	9	5.153	0.029	77.75
12	86		George FOWLER	Macon MR8	1:40.999	7	9	5.223	0.070	77.70
13	38		John HAYES-HARLOW	Elden Mk 8/10	1:41.221	8	8	5.445	0.222	77.53
14	66		Gregory THORNTON	Titan Mk4	1:41.492	7	8	5.716	0.271	77.32
15	88		Derek RODGERS	Merlyn Mk11A	1:41.535	8	8	5.759	0.043	77.29
16	47		Tony DEMPSTER	Lola T200	1:41.767	5	8	5.991	0.232	77.11
17	6		Neil DAVIES	Lotus 61MX	1:43.085	8	8	7.309	1.318	76.13
18	65		Frank LYONS	Merlyn Mk11A	1:44.177	6	8	8.401	1.092	75.33
19	67		Paul MCMORRAN	Crossle 20F	1:44.836	6	8	9.060	0.659	74.86
20	74		Greg GILBERT	Alexis Mk15	1:44.987	6	8	9.211	0.151	74.75
21	8		Andrew MANSELL	Merlyn Mk11A	1:45.054	6	8	9.278	0.067	74.70
22	27		Dick DIXON	Lotus 61	1:45.357	8	8	9.581	0.303	74.49
23	56		Alan FAIRBROTHER	Merlyn Mk20	1:46.275	5	8	10.499	0.918	73.84
24	3		Chris ATKINSON	Merlyn Mk20	1:46.841	8	8	11.065	0.566	73.45
25	28		Michael WALES	Merlyn Mk20	1:50.766	5	8	14.990	3.925	70.85
26	31		Roy SIERGIEJEV	Merlyn Mk17	1:51.839	6	8	16.063	1.073	70.17
27	87		Paul STRINGER	Lotus 51	1:53.086	7	7	17.310	1.247	69.39
28	61		John FORD	Lotus 61	1:58.324	7	7	22.548	5.238	66.32

Weather / Track : Cloudy / Dry

These results are provisional until the conclusion of any judicial and technical matters.

Cadwell Park
Circuit Length = 2.1800 miles
Start: 09:26 End: 09:43

Clerk of Course :	Timekeeper :
-------------------	--------------

HSCC Grandstand Motor Sports Historic Formula Ford Championship

QUALIFYING - Race 2 - LAP ANALYSIS

2	Michael LYONS		Merlyn Mk11A				
1 -	1:48.744 P	+ 10.574	9:29:13.662	6 -	1:38.763 P	+ 0.593	9:37:35.477
2 -	1:42.676 P	+ 4.506	9:30:56.338	7 -	1:38.966 P	+ 0.796	9:39:14.443
3 -	1:40.151 P	+ 1.981	9:32:36.489	8 -	1:38.170 P		9:40:52.613
4 -	1:40.201 P	+ 2.031	9:34:16.690	9 -	1:43.901 P	+ 5.731	9:42:36.514
5 -	1:40.024 P	+ 1.854	9:35:56.714				
3	Chris ATKINSON		Merlyn Mk20				
1 -	2:03.408 P	+ 16.567	9:30:04.745	5 -	1:47.319 P	+ 0.478	9:37:27.318
2 -	1:52.379 P	+ 5.538	9:31:57.124	6 -	1:48.294 P	+ 1.453	9:39:15.612
3 -	1:52.726 P	+ 5.885	9:33:49.850	7 -	1:50.624 P	+ 3.783	9:41:06.236
4 -	1:50.149 P	+ 3.308	9:35:39.999	8 -	1:46.841 P		9:42:53.077
4	John SYKES		Merlyn Mk11A/20				
1 -	1:49.125 P	+ 8.264	9:29:14.935	6 -	1:44.183 P	+ 3.322	9:37:52.008
2 -	1:44.845 P	+ 3.984	9:30:59.780	7 -	1:40.861 P		9:39:32.869
3 -	1:41.994 P	+ 1.133	9:32:41.774	8 -	1:41.293 P	+ 0.432	9:41:14.162
4 -	1:43.547 P	+ 2.686	9:34:25.321	9 -	1:42.154 P	+ 1.293	9:42:56.316
5 -	1:42.504 P	+ 1.643	9:36:07.825				
6	Neil DAVIES		Lotus 61MX				
1 -	2:01.111 P	+ 18.026	9:29:55.295	5 -	1:45.795 P	+ 2.710	9:37:10.930
2 -	1:52.760 P	+ 9.675	9:31:48.055	6 -	1:45.101 P	+ 2.016	9:38:56.031
3 -	1:49.395 P	+ 6.310	9:33:37.450	7 -	1:45.280 P	+ 2.195	9:40:41.311
4 -	1:47.685 P	+ 4.600	9:35:25.135	8 -	1:43.085 P		9:42:24.396
8	Andrew MANSELL		Merlyn Mk11A				
1 -	2:02.527 P	+ 17.473	9:30:13.259	5 -	1:45.091 P	+ 0.037	9:37:33.577
2 -	2:00.336 P	+ 15.282	9:32:13.595	6 -	1:45.054 P		9:39:18.631
3 -	1:48.616 P	+ 3.562	9:34:02.211	7 -	1:49.761 P	+ 4.707	9:41:08.392
4 -	1:46.275 P	+ 1.221	9:35:48.486	8 -	1:49.212 P	+ 4.158	9:42:57.604
9	Adam SYKES		Merlyn Mk11A				
1 -	1:51.616 P	+ 11.615	9:29:17.269	6 -	1:43.315 P	+ 3.314	9:37:58.758
2 -	1:46.168 P	+ 6.167	9:31:03.437	7 -	1:40.001 P		9:39:38.759
3 -	1:44.860 P	+ 4.859	9:32:48.297	8 -	1:40.100 P	+ 0.099	9:41:18.859
4 -	1:43.348 P	+ 3.347	9:34:31.645	9 -	1:43.573 P	+ 3.572	9:43:02.432
5 -	1:43.798 P	+ 3.797	9:36:15.443				
11	Westie MITCHELL		Merlyn Mk20				
1 -	2:01.574 P	+ 21.756	9:30:24.680	5 -	1:39.933 P	+ 0.115	9:37:16.818
2 -	1:51.798 P	+ 11.980	9:32:16.478	6 -	1:44.641 P	+ 4.823	9:39:01.459
3 -	1:39.818 P		9:33:56.296	7 -	1:58.678 P	+ 18.860	9:41:00.137
4 -	1:40.589 P	+ 0.771	9:35:36.885	8 -	1:51.947 P	+ 12.129	9:42:52.084
12	Alex CLASSICK		Merlyn Mk11A				
1 -	1:58.793 P	+ 19.582	9:29:31.476	6 -	1:39.714 P	+ 0.503	9:37:53.577
2 -	1:41.699 P	+ 2.488	9:31:13.175	7 -	1:40.604 P	+ 1.393	9:39:34.181
3 -	1:41.124 P	+ 1.913	9:32:54.299	8 -	1:39.784 P	+ 0.573	9:41:13.965
4 -	1:39.211 P		9:34:33.510	9 -	1:42.113 P	+ 2.902	9:42:56.078
5 -	1:40.353 P	+ 1.142	9:36:13.863				
27	Dick DIXON		Lotus 61				
1 -	2:04.552 P	+ 19.195	9:29:56.833	5 -	1:47.387 P	+ 2.030	9:37:19.977
2 -	1:52.933 P	+ 7.576	9:31:49.766	6 -	1:45.881 P	+ 0.524	9:39:05.858
3 -	1:50.707 P	+ 5.350	9:33:40.473	7 -	1:46.595 P	+ 1.238	9:40:52.453
4 -	1:52.117 P	+ 6.760	9:35:32.590	8 -	1:45.357 P		9:42:37.810
28	Michael WALES		Merlyn Mk20				
1 -	2:01.590 P	+ 10.824	9:29:31.486	5 -	1:50.766 P		9:37:00.201
2 -	1:54.038 P	+ 3.272	9:31:25.524	6 -	1:51.917 P	+ 1.151	9:38:52.118
3 -	1:51.819 P	+ 1.053	9:33:17.343	7 -	1:53.408 P	+ 2.642	9:40:45.526
4 -	1:52.092 P	+ 1.326	9:35:09.435	8 -	1:50.864 P	+ 0.098	9:42:36.390

Cadwell Park
 Circuit Length = 2.1800 miles
 Start: 09:26 End: 09:43

Weather / Track : Cloudy / Dry

HSCC Grandstand Motor Sports Historic Formula Ford Championship

QUALIFYING - Race 2 - LAP ANALYSIS

31	Roy SIERGIEJEV		Merlyn Mk17				
1 -	2:03.021 P	+ 11.182	9:29:35.151	5 -	1:53.826 P	+ 1.987	9:37:22.183
2 -	1:59.046 P	+ 7.207	9:31:34.197	6 -	1:51.839 P		9:39:14.022
3 -	1:55.363 P	+ 3.524	9:33:29.560	7 -	1:53.902 P	+ 2.063	9:41:07.924
4 -	1:58.797 P	+ 6.958	9:35:28.357	8 -	1:54.858 P	+ 3.019	9:43:02.782
38	John HAYES-HARLOW		Elden Mk 8/10				
1 -	1:56.458 P	+ 15.237	9:29:55.896	5 -	1:43.826 P	+ 2.605	9:36:55.951
2 -	1:47.040 P	+ 5.819	9:31:42.936	6 -	1:41.264 P	+ 0.043	9:38:37.215
3 -	1:46.695 P	+ 5.474	9:33:29.631	7 -	1:42.862 P	+ 1.641	9:40:20.077
4 -	1:42.494 P	+ 1.273	9:35:12.125	8 -	1:41.221 P		9:42:01.298
47	Tony DEMPSTER		Lola T200				
1 -	2:01.359 P	+ 19.592	9:30:06.637	5 -	1:41.767 P		9:37:13.045
2 -	1:51.782 P	+ 10.015	9:31:58.419	6 -	1:45.170 P	+ 3.403	9:38:58.215
3 -	1:47.822 P	+ 6.055	9:33:46.241	7 -	1:52.115 P	+ 10.348	9:40:50.330
4 -	1:45.037 P	+ 3.270	9:35:31.278	8 -	1:46.438 P	+ 4.671	9:42:36.768
48	Crispin SCHLAEFLI		Macon MR8				
1 -	1:49.246 P	+ 8.317	9:29:10.559	6 -	1:41.003 P	+ 0.074	9:37:39.747
2 -	1:43.510 P	+ 2.581	9:30:54.069	7 -	1:41.393 P	+ 0.464	9:39:21.140
3 -	1:41.478 P	+ 0.549	9:32:35.547	8 -	1:44.186 P	+ 3.257	9:41:05.326
4 -	1:41.813 P	+ 0.884	9:34:17.360	9 -	1:40.929 P		9:42:46.255
5 -	1:41.384 P	+ 0.455	9:35:58.744				
54	Alex MEEK		Merlyn Mk20A				
1 -	1:51.939 P	+ 11.039	9:29:12.386	6 -	1:43.358 P	+ 2.458	9:37:52.704
2 -	1:45.412 P	+ 4.512	9:30:57.798	7 -	1:40.900 P		9:39:33.604
3 -	1:43.674 P	+ 2.774	9:32:41.472	8 -	1:42.430 P	+ 1.530	9:41:16.034
4 -	1:44.196 P	+ 3.296	9:34:25.668	9 -	1:42.760 P	+ 1.860	9:42:58.794
5 -	1:43.678 P	+ 2.778	9:36:09.346				
56	Alan FAIRBROTHER		Merlyn Mk20				
1 -	1:58.016 P	+ 11.741	9:29:36.270	5 -	1:46.275 P		9:36:55.760
2 -	1:54.955 P	+ 8.680	9:31:31.225	6 -	1:47.112 P	+ 0.837	9:38:42.872
3 -	1:47.474 P	+ 1.199	9:33:18.699	7 -	1:47.996 P	+ 1.721	9:40:30.868
4 -	1:50.786 P	+ 4.511	9:35:09.485	8 -	1:46.725 P	+ 0.450	9:42:17.593
57	David WILD		Lola T200				
1 -	1:48.068 P	+ 12.292	9:29:30.122	6 -	1:36.658 P	+ 0.882	9:37:39.902
2 -	1:38.664 P	+ 2.888	9:31:08.786	7 -	1:35.776 P		9:39:15.678
3 -	1:36.836 P	+ 1.060	9:32:45.622	8 -	1:37.099 P	+ 1.323	9:40:52.777
4 -	1:39.101 P	+ 3.325	9:34:24.723	9 -	1:40.530 P	+ 4.754	9:42:33.307
5 -	1:38.521 P	+ 2.745	9:36:03.244				
61	John FORD		Lotus 61				
1 -	2:16.073 P	+ 17.749	9:30:06.547	5 -	2:01.865 P	+ 3.541	9:38:33.938
2 -	2:10.270 P	+ 11.946	9:32:16.817	6 -	2:02.244 P	+ 3.920	9:40:36.182
3 -	2:06.646 P	+ 8.322	9:34:23.463	7 -	1:58.324 P		9:42:34.506
4 -	2:08.610 P	+ 10.286	9:36:32.073				
65	Frank LYONS		Merlyn Mk11A				
1 -	1:57.183 P	+ 13.006	9:29:49.416	5 -	1:45.428 P	+ 1.251	9:37:00.286
2 -	1:51.380 P	+ 7.203	9:31:40.796	6 -	1:44.177 P		9:38:44.463
3 -	1:49.327 P	+ 5.150	9:33:30.123	7 -	1:47.245 P	+ 3.068	9:40:31.708
4 -	1:44.735 P	+ 0.558	9:35:14.858	8 -	1:44.743 P	+ 0.566	9:42:16.451
66	Gregory THORNTON		Titan Mk4				
1 -	1:56.780 P	+ 15.288	9:29:55.744	5 -	1:44.342 P	+ 2.850	9:37:08.757
2 -	1:53.232 P	+ 11.740	9:31:48.976	6 -	1:46.976 P	+ 5.484	9:38:55.733
3 -	1:46.403 P	+ 4.911	9:33:35.379	7 -	1:41.492 P		9:40:37.225
4 -	1:49.036 P	+ 7.544	9:35:24.415	8 -	1:45.449 P	+ 3.957	9:42:22.674

Cadwell Park
 Circuit Length = 2.1800 miles
 Start: 09:26 End: 09:43

Weather / Track : Cloudy / Dry

HSCC Grandstand Motor Sports Historic Formula Ford Championship


QUALIFYING - Race 2 - LAP ANALYSIS

67	Paul MCMORRAN		Crossle 20F				
1 -	1:57.351 P	+ 12.515	9:29:50.121	5 -	1:51.216 P	+ 6.380	9:37:12.606
2 -	1:51.612 P	+ 6.776	9:31:41.733	6 -	1:44.836 P		9:38:57.442
3 -	1:49.617 P	+ 4.781	9:33:31.350	7 -	1:48.153 P	+ 3.317	9:40:45.595
4 -	1:50.040 P	+ 5.204	9:35:21.390	8 -	1:44.904 P	+ 0.068	9:42:30.499
70	John HARRISON		Lola T200				
1 -	1:54.287 P	+ 15.196	9:29:35.520	6 -	1:41.532 P	+ 2.441	9:38:12.073
2 -	1:47.101 P	+ 8.010	9:31:22.621	7 -	1:40.636 P	+ 1.545	9:39:52.709
3 -	1:41.373 P	+ 2.282	9:33:03.994	8 -	1:39.091 P		9:41:31.800
4 -	1:40.675 P	+ 1.584	9:34:44.669	9 -	1:40.005 P	+ 0.914	9:43:11.805
5 -	1:45.872 P	+ 6.781	9:36:30.541				
72	Amanda WHITAKER		Elden Mk8				
1 -	1:51.147 P	+ 12.206	9:29:21.006	5 -	1:38.941 P		9:39:01.076
2 -	1:48.850 P	+ 9.909	9:31:09.856	6 -	1:40.066 P	+ 1.125	9:40:41.142
3 -	1:48.365 P	+ 9.424	9:32:58.221	7 -	1:39.274 P	+ 0.333	9:42:20.416
4 -	4:23.914 P	+ 2:44.973	9:37:22.135				
74	Greg GILBERT		Alexis Mk15				
1 -	1:54.766 P	+ 9.779	9:29:38.979	5 -	1:45.047 P	+ 0.060	9:37:07.185
2 -	2:08.759 P	+ 23.772	9:31:47.738	6 -	1:44.987 P		9:38:52.172
3 -	1:46.892 P	+ 1.905	9:33:34.630	7 -	1:46.276 P	+ 1.289	9:40:38.448
4 -	1:47.508 P	+ 2.521	9:35:22.138	8 -	1:49.801 P	+ 4.814	9:42:28.249
77	Chris SHARPLES		Palliser WDF1				
1 -	1:52.403 P	+ 13.486	9:29:35.159	6 -	1:39.804 P	+ 0.887	9:37:56.282
2 -	1:41.363 P	+ 2.446	9:31:16.522	7 -	1:38.917 P		9:39:35.199
3 -	1:39.613 P	+ 0.696	9:32:56.135	8 -	1:40.007 P	+ 1.090	9:41:15.206
4 -	1:40.554 P	+ 1.637	9:34:36.689	9 -	1:42.575 P	+ 3.658	9:42:57.781
5 -	1:39.789 P	+ 0.872	9:36:16.478				
86	George FOWLER		Macon MR8				
1 -	1:50.306 P	+ 9.307	9:29:13.050	6 -	1:41.725 P	+ 0.726	9:37:47.851
2 -	1:44.325 P	+ 3.326	9:30:57.375	7 -	1:40.999 P		9:39:28.850
3 -	1:42.850 P	+ 1.851	9:32:40.225	8 -	1:41.160 P	+ 0.161	9:41:10.010
4 -	1:42.617 P	+ 1.618	9:34:22.842	9 -	1:43.519 P	+ 2.520	9:42:53.529
5 -	1:43.284 P	+ 2.285	9:36:06.126				
87	Paul STRINGER		Lotus 51				
1 -	2:05.071 P	+ 11.985	9:30:10.168	5 -	1:56.153 P	+ 3.067	9:38:02.823
2 -	2:03.438 P	+ 10.352	9:32:13.606	6 -	1:53.286 P	+ 0.200	9:39:56.109
3 -	1:55.290 P	+ 2.204	9:34:08.896	7 -	1:53.086 P		9:41:49.195
4 -	1:57.774 P	+ 4.688	9:36:06.670				
88	Derek RODGERS		Merlyn Mk11A				
1 -	1:59.721 P	+ 18.186	9:30:06.099	5 -	1:43.375 P	+ 1.840	9:37:09.342
2 -	1:48.368 P	+ 6.833	9:31:54.467	6 -	1:42.959 P	+ 1.424	9:38:52.301
3 -	1:45.352 P	+ 3.817	9:33:39.819	7 -	1:43.661 P	+ 2.126	9:40:35.962
4 -	1:46.148 P	+ 4.613	9:35:25.967	8 -	1:41.535 P		9:42:17.497

Weather / Track : Cloudy / Dry

HSCC Grandstand Motor Sports Historic Formula Ford Championship

Race 2 - GRID

ROW 14	1:58.324 61 John FORD	1:53.086 87 Paul STRINGER
ROW 13	1:51.839 31 Roy SIERGIEJEV	1:50.766 28 Michael WALES
ROW 12	1:46.841 3 Chris ATKINSON	1:46.275 56 Alan FAIRBROTHER
ROW 11	1:45.357 27 Dick DIXON	1:45.054 8 Andrew MANSELL
ROW 10	1:44.987 74 Greg GILBERT	1:44.836 67 Paul MCMORRAN
ROW 9	1:44.177 65 Frank LYONS	1:43.085 6 Neil DAVIES
ROW 8	1:41.767 47 Tony DEMPSTER	1:41.535 88 Derek RODGERS
ROW 7	1:41.492 66 Gregory THORNTON	1:41.221 38 John HAYES-HARLOW
ROW 6	1:40.999 86 George FOWLER	1:40.929 48 Crispin SCHLAEFLI
ROW 5	1:40.900 54 Alex MEEK	1:40.861 4 John SYKES
ROW 4	1:40.001 9 Adam SYKES	1:39.818 11 Westie MITCHELL
ROW 3	1:39.211 12 Alex CLASSICK	1:39.091 70 John HARRISON
ROW 2	1:38.941 72 Amanda WHITAKER	1:38.917 77 Chris SHARPLES
ROW 1	1:38.170 2 Michael LYONS	1:35.776 57 David WILD
Pole		
		

Cadwell Park
Circuit Length = 2.1800 miles

These results are provisional until the conclusion of any judicial and technical matters.

Clerk of Course :

Timekeeper :

HSCC "The School Garage" Historic Road Sports Championship

QUALIFYING - Race 3 - CLASSIFICATION

POS	NO	CL	NAME	ENTRY	TIME	ON	LAPS	GAP	DIFF	MPH
1	51	C	Peter SHAW	Lotus Elan	1:45.479	7	7			74.40
2	5	C	Dave RANDALL	Ginetta G4	1:45.747	7	7	0.268	0.268	74.21
3	46	C	Paul TOOMS	Lotus Elan S4	1:47.889	3	7	2.410	2.142	72.74
4	69	C	Andy SHEPHERD	Lotus Seven S2	1:48.355	6	8	2.876	0.466	72.42
5	54	C	Martin HALLIDAY	Lotus Seven S3	1:48.584	7	7	3.105	0.229	72.27
6	65	A	Julian DODD	TVR Griffith	1:52.243	5	5	6.764	3.659	69.92
7	63	B	Colin SHARP	Triumph TR5	1:53.767	5	6	8.288	1.524	68.98
8	27	B	Chris BURBURY	Triumph TR5	1:54.182	2	3	8.703	0.415	68.73
9	71	E	Dick COFFEY	Turner Mk1	1:55.129	3	6	9.650	0.947	68.16
10	22	F	John FITZGERALD	Turner Mk2	1:55.707	7	7	10.228	0.578	67.82
11	86	C	John WARD	TVR Vixen S2	1:55.855	6	6	10.376	0.148	67.74
12	2	D	Robert BARRIE	Porsche 911	1:55.900	3	3	10.421	0.045	67.71
13	66	B	Mark HOBLE	Morgan Plus 4	1:56.491	7	7	11.012	0.591	67.37
14	78	B	Jonathon RUSHTON	Morgan Plus 4	1:56.754	7	7	11.275	0.263	67.21
15	82	C	Mark WILSON	Lotus Elan S4	1:57.286	6	6	11.807	0.532	66.91
16	60	D	Dickon PARNELL	Triumph GT6 Mk2	2:05.111	6	6	19.632	7.825	62.72
17	41	E	Daniel JORDAN	Fairthorpe Electon Mk2	2:06.429	6	6	20.950	1.318	62.07
18	30	F	Tim BURRETT	Lancia Aurelia B20	2:10.548	5	6	25.069	4.119	60.11
19	19	F	Chris GAWNE	Lancia Aurelia B20	2:11.838	6	6	26.359	1.290	59.52
20	44	B	David KIRBY	Triumph TR6	2:12.829	2	2	27.350	0.991	59.08
21	42	C	Bob JORDAN	Lotus Elan	2:14.212	2	2	28.733	1.383	58.47
22	88	B	Andrew SOMERVILLE	Triumph TR4	2:16.895	6	6	31.416	2.683	57.32
23	75	E	Patricia ARCULUS	Lotus Elite	2:27.576	4	6	42.097	10.681	53.17

Weather / Track : Cloudy / Dry

These results are provisional until the conclusion of any judicial and technical matters.

Cadwell Park
 Circuit Length = 2.1800 miles
 Start: 09:48 End: 10:18

Clerk of Course :		Timekeeper :
-------------------	--	--------------

HSCC "The School Garage" Historic Road Sports Championship

QUALIFYING - Race 3 - LAP ANALYSIS

2	Robert BARRIE		Porsche 911			
1 -	2:19.950 P	+ 24.050	9:52:05.516	3 -	1:55.900 P	9:56:04.012
2 -	2:02.596 P	+ 6.696	9:54:08.112			
5	Dave RANDALL		Ginetta G4			
1 -	2:11.719 P	+ 25.972	9:52:03.309	5 -	1:57.696 P	+ 11.949
2 -	1:53.722 P	+ 7.975	9:53:57.031	6 -	1:50.624 P	+ 4.877
3 -	1:49.762 P	+ 4.015	9:55:46.793	7 -	1:45.747 P	10:12:04.258
4 -	14:19.769 P	+ 12:34.022	10:10:06.562			10:13:54.882
						10:15:40.629
19	Chris GAWNE		Lancia Aurelia B20			
1 -	2:25.173 P	+ 13.335	9:51:50.957	4 -	2:17.011 P	+ 5.173
2 -	2:15.857 P	+ 4.019	9:54:06.814	5 -	2:13.112 P	+ 1.274
3 -	16:32.311 P	+ 14:20.473	10:10:39.125	6 -	2:11.838 P	10:12:56.136
						10:15:09.248
						10:17:21.086
22	John FITZGERALD		Turner Mk2			
1 -	2:08.654 P	+ 12.947	9:51:20.912	5 -	2:04.559 P	+ 8.852
2 -	2:00.187 P	+ 4.480	9:53:21.099	6 -	1:59.673 P	+ 3.966
3 -	1:59.178 P	+ 3.471	9:55:20.277	7 -	1:55.707 P	10:12:04.571
4 -	14:39.735 P	+ 12:44.028	10:10:00.012			10:14:04.244
						10:15:59.951
27	Chris BURBURY		Triumph TR5			
1 -	2:11.504 P	+ 17.322	9:52:47.024	3 -	15:01.200 P	+ 13:07.018
2 -	1:54.182 P		9:54:41.206			10:09:42.406
30	Tim BURRETT		Lancia Aurelia B20			
1 -	2:21.663 P	+ 11.115	9:51:55.945	4 -	2:17.894 P	+ 7.346
2 -	2:12.002 P	+ 1.454	9:54:07.947	5 -	2:10.548 P	10:12:54.160
3 -	16:28.319 P	+ 14:17.771	10:10:36.266	6 -	2:11.726 P	+ 1.178
						10:15:04.708
						10:17:16.434
41	Daniel JORDAN		Fairthorpe Electon Mk2			
1 -	2:28.260 P	+ 21.831	9:52:03.148	4 -	2:18.798 P	+ 12.369
2 -	2:15.975 P	+ 9.546	9:54:19.123	5 -	2:08.905 P	+ 2.476
3 -	15:24.508 P	+ 13:18.079	10:09:43.631	6 -	2:06.429 P	10:12:02.429
						10:14:11.334
						10:16:17.763
42	Bob JORDAN		Lotus Elan			
1 -	2:28.015 P	+ 13.803	9:52:05.453	2 -	2:14.212 P	9:54:19.665
44	David KIRBY		Triumph TR6			
1 -	2:26.220 P	+ 13.391	9:52:07.271	2 -	2:12.829 P	9:54:20.100
46	Paul TOOMS		Lotus Elan S4			
1 -	2:04.340 P	+ 16.451	9:51:30.022	5 -	2:00.839 P	+ 12.950
2 -	1:56.940 P	+ 9.051	9:53:26.962	6 -	1:48.886 P	+ 0.997
3 -	1:47.889 P		9:55:14.851	7 -	1:53.079 P	+ 5.190
4 -	15:09.880 P	+ 13:21.991	10:10:24.731			10:12:25.570
						10:14:14.456
						10:16:07.535
51	Peter SHAW		Lotus Elan			
1 -	1:54.400 P	+ 8.921	9:51:03.099	5 -	1:45.740 P	+ 0.261
2 -	1:47.858 P	+ 2.379	9:52:50.957	6 -	1:51.313 P	+ 5.834
3 -	1:47.490 P	+ 2.011	9:54:38.447	7 -	1:45.479 P	10:13:11.052
4 -	16:46.865 P	+ 15:01.386	10:11:25.312			10:15:02.365
						10:16:47.844
54	Martin HALLIDAY		Lotus Seven S3			
1 -	2:00.218 P	+ 11.634	9:51:21.702	5 -	2:06.665 P	+ 18.081
2 -	1:54.404 P	+ 5.820	9:53:16.106	6 -	1:58.941 P	+ 10.357
3 -	1:55.062 P	+ 6.478	9:55:11.168	7 -	1:48.584 P	10:12:02.336
4 -	14:44.503 P	+ 12:55.919	10:09:55.671			10:14:01.277
						10:15:49.861
60	Dickon PARNELL		Triumph GT6 Mk2			
1 -	2:25.182 P	+ 20.071	9:52:09.936	4 -	2:18.146 P	+ 13.035
2 -	2:12.510 P	+ 7.399	9:54:22.446	5 -	2:06.926 P	+ 1.815
						10:11:54.980
						10:14:01.906

Cadwell Park
 Circuit Length = 2.1800 miles
 Start: 09:48 End: 10:18

Weather / Track : Cloudy / Dry

HSCC "The School Garage" Historic Road Sports Championship


QUALIFYING - Race 3 - LAP ANALYSIS

3	-	15:14.388 P	+ 13:09.277	10:09:36.834	6	-	2:05.111 P		10:16:07.017
63	Colin SHARP		Triumph TR5						
1	-	2:08.204 P	+ 14.437	9:52:23.425	4	-	1:54.271 P	+ 0.504	10:13:28.961
2	-	2:02.078 P	+ 8.311	9:54:25.503	5	-	1:53.767 P		10:15:22.728
3	-	17:09.187 P	+ 15:15.420	10:11:34.690	6	-	1:58.373 P	+ 4.606	10:17:21.101
65	Julian DODD		TVR Griffith						
1	-	2:19.446 P	+ 27.203	9:54:41.804	4	-	2:05.359 P	+ 13.116	10:14:08.468
2	-	15:11.692 P	+ 13:19.449	10:09:53.496	5	-	1:52.243 P		10:16:00.711
3	-	2:09.613 P	+ 17.370	10:12:03.109					
66	Mark HOBLE		Morgan Plus 4						
1	-	2:11.224 P	+ 14.733	9:51:32.516	5	-	2:09.272 P	+ 12.781	10:12:12.818
2	-	2:03.625 P	+ 7.134	9:53:36.141	6	-	1:58.055 P	+ 1.564	10:14:10.873
3	-	1:59.502 P	+ 3.011	9:55:35.643	7	-	1:56.491 P		10:16:07.364
4	-	14:27.903 P	+ 12:31.412	10:10:03.546					
69	Andy SHEPHERD		Lotus Seven S2						
1	-	2:08.880 P	+ 20.525	9:51:17.506	5	-	2:01.778 P	+ 13.423	10:11:48.030
2	-	1:52.457 P	+ 4.102	9:53:09.963	6	-	1:48.355 P		10:13:36.385
3	-	1:49.202 P	+ 0.847	9:54:59.165	7	-	1:48.517 P	+ 0.162	10:15:24.902
4	-	14:47.087 P	+ 12:58.732	10:09:46.252	8	-	1:54.604 P	+ 6.249	10:17:19.506
71	Dick COFFEY		Turner Mk1						
1	-	2:26.344 P	+ 31.215	9:52:04.478	4	-	16:13.776 P	+ 14:18.647	10:12:15.720
2	-	2:02.337 P	+ 7.208	9:54:06.815	5	-	1:57.554 P	+ 2.425	10:14:13.274
3	-	1:55.129 P		9:56:01.944	6	-	1:55.292 P	+ 0.163	10:16:08.566
75	Patricia ARCULUS		Lotus Elite						
1	-	2:44.903 P	+ 17.327	9:53:13.895	4	-	2:27.576 P		10:12:40.293
2	-	2:36.765 P	+ 9.189	9:55:50.660	5	-	2:34.486 P	+ 6.910	10:15:14.779
3	-	14:22.057 P	+ 11:54.481	10:10:12.717	6	-	2:28.804 P	+ 1.228	10:17:43.583
78	Jonathon RUSHTON		Morgan Plus 4						
1	-	2:10.143 P	+ 13.389	9:51:30.428	5	-	2:11.003 P	+ 14.249	10:12:41.982
2	-	2:03.118 P	+ 6.364	9:53:33.546	6	-	2:04.954 P	+ 8.200	10:14:46.936
3	-	2:01.217 P	+ 4.463	9:55:34.763	7	-	1:56.754 P		10:16:43.690
4	-	14:56.216 P	+ 12:59.462	10:10:30.979					
82	Mark WILSON		Lotus Elan S4						
1	-	2:26.483 P	+ 29.197	9:52:08.174	4	-	2:09.758 P	+ 12.472	10:12:49.477
2	-	2:11.958 P	+ 14.672	9:54:20.132	5	-	1:58.463 P	+ 1.177	10:14:47.940
3	-	16:19.587 P	+ 14:22.301	10:10:39.719	6	-	1:57.286 P		10:16:45.226
86	John WARD		TVR Vixen S2						
1	-	2:22.296 P	+ 26.441	9:52:18.603	4	-	2:09.987 P	+ 14.132	10:11:59.983
2	-	2:14.737 P	+ 18.882	9:54:33.340	5	-	2:04.959 P	+ 9.104	10:14:04.942
3	-	15:16.656 P	+ 13:20.801	10:09:49.996	6	-	1:55.855 P		10:16:00.797
88	Andrew SOMERVILLE		Triumph TR4						
1	-	2:26.615 P	+ 9.720	9:52:18.414	4	-	2:19.526 P	+ 2.631	10:12:40.869
2	-	2:20.114 P	+ 3.219	9:54:38.528	5	-	2:22.344 P	+ 5.449	10:15:03.213
3	-	15:42.815 P	+ 13:25.920	10:10:21.343	6	-	2:16.895 P		10:17:20.108

Weather / Track : Cloudy / Dry

HSCC "The School Garage" Historic Road Sports Championship

Race 3 - GRID

ROW 12		2:27.576 75 Patricia ARCULUS	
ROW 11	2:16.895 88 Andrew SOMERVILLE		2:14.212 42 Bob JORDAN
ROW 10	2:12.829 44 David KIRBY	2:11.838 19 Chris GAWNE	
ROW 9	2:10.548 30 Tim BURRETT		2:06.429 41 Daniel JORDAN
ROW 8	2:05.111 60 Dickon PARNELL	1:57.286 82 Mark WILSON	
ROW 7	1:56.754 78 Jonathon RUSHTON		1:56.491 66 Mark HOBLE
ROW 6	1:55.900 2 Robert BARRIE	1:55.855 86 John WARD	
ROW 5	1:55.707 22 John FITZGERALD		1:55.129 71 Dick COFFEY
ROW 4	1:54.182 27 Chris BURBURY	1:53.767 63 Colin SHARP	
ROW 3	1:52.243 65 Julian DODD		1:48.584 54 Martin HALLIDAY
ROW 2	1:48.355 69 Andy SHEPHERD	1:47.889 46 Paul TOOMS	
ROW 1	1:45.747 5 Dave RANDALL		1:45.479 51 Peter SHAW
Pole			
			

Cadwell Park
Circuit Length = 2.1800 miles

Clerk of Course :		Timekeeper :

HSCC Guards Trophy Championship

QUALIFYING - Race 5 - CLASSIFICATION

POS	NO	CL	NAME	ENTRY	TIME	ON	LAPS	GAP	DIFF	MPH
1	2	SRD	Stuart TIZZARD	Lenham Spider	1:39.490	9	9			78.88
2	66	SRD	THOMPSON/MCCLURG	Chevron B6	1:42.737	7	7	3.247	3.247	76.38
3	65	B1	Peter THOMPSON	Marcos 1800 GT	1:49.477	8	8	9.987	6.740	71.68
4	67	B1	Andrew SMITH	Marcos 1800 GT	1:50.150	7	8	10.660	0.673	71.24
5	55	C2	Paul CASTALDINI	Jaguar E-Type	1:50.154	2	3	10.664	0.004	71.24
6	11	SRB	Andy SHEPHERD	Lotus 23C	1:51.019	5	8	11.529	0.865	70.69
7	5	C2	Michael MOORE	Jaguar E-Type	1:51.098	8	8	11.608	0.079	70.64
8	7	SRB	John MONSON	Lola Mk1	1:53.236	3	6	13.746	2.138	69.30
9	90	B1	Stephen BOND	Lotus Elan 26R	1:56.467	7	8	16.977	3.231	67.38
10	17	C2	Robert FARRELL	Jaguar E-Type	1:58.586	7	8	19.096	2.119	66.18
11	26	B1	Steve SEAMAN	Lotus Elan 26R	1:59.562	4	4	20.072	0.976	65.64
12	47	B2	GIBSON/SURTEES	MGB	2:01.597	2	6	22.107	2.035	64.54
13	23	B2	Douglas MARTIN	Alfa Romeo Guilia Spyder	2:04.860	3	4	25.370	3.263	62.85

CARS 7 AND 11 TRANSPONDERS NOT WORKING PLEASE FIX

Weather / Track : Cloudy / Dry

These results are provisional until the conclusion of any judicial and technical matters.

Cadwell Park
Circuit Length = 2.1800 miles
Start: 10:43 End: 00:00

Clerk of Course :		Timekeeper :
-------------------	--	--------------

HSCC Guards Trophy Championship

QUALIFYING - Race 5 - LAP ANALYSIS

2	Stuart TIZZARD		Lenham Spider				
1 -	1:54.211 P	+ 14.721	10:46:00.683	6 -	1:41.597 P	+ 2.107	10:54:38.853
2 -	1:46.850 P	+ 7.360	10:47:47.533	7 -	1:41.083 P	+ 1.593	10:56:19.936
3 -	1:43.518 P	+ 4.028	10:49:31.051	8 -	2:00.243 P	+ 20.753	10:58:20.179
4 -	1:42.244 P	+ 2.754	10:51:13.295	9 -	1:39.490 P		10:59:59.669
5 -	1:43.961 P	+ 4.471	10:52:57.256				
5	Michael MOORE		Jaguar E-Type				
1 -	2:04.021 P	+ 12.923	10:46:04.953	5 -	1:53.652 P	+ 2.554	10:53:44.290
2 -	1:56.346 P	+ 5.248	10:48:01.299	6 -	1:52.019 P	+ 0.921	10:55:36.309
3 -	1:54.554 P	+ 3.456	10:49:55.853	7 -	1:52.441 P	+ 1.343	10:57:28.750
4 -	1:54.785 P	+ 3.687	10:51:50.638	8 -	1:51.098 P		10:59:19.848
7	John MONSON		Lola Mk1				
1 -	2:05.983 P	+ 12.747	10:46:31.136	4 -	5:03.561 P	+ 3:10.325	10:55:25.427
2 -	1:57.494 P	+ 4.258	10:48:28.630	5 -	1:55.717 P	+ 2.481	10:57:21.144
3 -	1:53.236 P		10:50:21.866	6 -	1:53.300 P	+ 0.064	10:59:14.444
11	Andy SHEPHERD		Lotus 23C				
1 -	2:05.130 P	+ 14.111	10:46:12.139	5 -	1:51.019 P		10:53:45.882
2 -	1:59.201 P	+ 8.182	10:48:11.340	6 -	1:51.781 P	+ 0.762	10:55:37.663
3 -	1:51.772 P	+ 0.753	10:50:03.112	7 -	1:52.700 P	+ 1.681	10:57:30.363
4 -	1:51.751 P	+ 0.732	10:51:54.863	8 -	1:53.753 P	+ 2.734	10:59:24.116
17	Robert FARRELL		Jaguar E-Type				
1 -	2:06.221 P	+ 7.635	10:46:28.406	5 -	1:58.905 P	+ 0.319	10:54:31.911
2 -	2:04.984 P	+ 6.398	10:48:33.390	6 -	1:59.569 P	+ 0.983	10:56:31.480
3 -	2:00.316 P	+ 1.730	10:50:33.706	7 -	1:58.586 P		10:58:30.066
4 -	1:59.300 P	+ 0.714	10:52:33.006	8 -	2:03.362 P	+ 4.776	11:00:33.428
23	Douglas MARTIN		Alfa Romeo Guilia Spyder				
1 -	2:13.776 P	+ 8.916	10:46:44.473	3 -	2:04.860 P		10:50:56.002
2 -	2:06.669 P	+ 1.809	10:48:51.142	4 -	2:06.034 P	+ 1.174	10:53:02.036
26	Steve SEAMAN		Lotus Elan 26R				
1 -	2:12.015 P	+ 12.453	10:46:23.175	3 -	2:03.864 P	+ 4.302	10:50:32.493
2 -	2:05.454 P	+ 5.892	10:48:28.629	4 -	1:59.562 P		10:52:32.055
47	GIBSON/SURTEES		MGB				
1 -	2:07.053 P	+ 5.456	10:46:32.668	4 -	2:11.945 P	+ 10.348	10:56:17.709
2 -	2:01.597 P		10:48:34.265	5 -	2:10.203 P	+ 8.606	10:58:27.912
3 -	5:31.499 P	+ 3:29.902	10:54:05.764	6 -	2:09.269 P	+ 7.672	11:00:37.181
55	Paul CASTALDINI		Jaguar E-Type				
1 -	1:56.542 P	+ 6.388	10:46:00.555	3 -	1:50.195 P	+ 0.041	10:49:40.904
2 -	1:50.154 P		10:47:50.709				
65	Peter THOMPSON		Marcos 1800 GT				
1 -	2:04.827 P	+ 15.350	10:46:16.196	5 -	1:55.255 P	+ 5.778	10:53:56.656
2 -	1:58.586 P	+ 9.109	10:48:14.782	6 -	1:52.785 P	+ 3.308	10:55:49.441
3 -	1:53.992 P	+ 4.515	10:50:08.774	7 -	1:51.011 P	+ 1.534	10:57:40.452
4 -	1:52.627 P	+ 3.150	10:52:01.401	8 -	1:49.477 P		10:59:29.929
66	THOMPSON/MCCLURG		Chevron B6				
1 -	2:08.065 P	+ 25.328	10:46:26.623	5 -	4:25.280 P	+ 2:42.543	10:56:26.488
2 -	1:55.210 P	+ 12.473	10:48:21.833	6 -	1:43.474 P	+ 0.737	10:58:09.962
3 -	1:49.964 P	+ 7.227	10:50:11.797	7 -	1:42.737 P		10:59:52.699
4 -	1:49.411 P	+ 6.674	10:52:01.208				
67	Andrew SMITH		Marcos 1800 GT				
1 -	2:08.286 P	+ 18.136	10:46:26.129	5 -	1:52.081 P	+ 1.931	10:53:59.987
2 -	1:56.090 P	+ 5.940	10:48:22.219	6 -	1:50.860 P	+ 0.710	10:55:50.847

CARS 7 AND 11 TRANSPONDERS NOT WORKING PLEASE FIX

Weather / Track : Cloudy / Dry

HSCC Guards Trophy Championship

QUALIFYING - Race 5 - LAP ANALYSIS

3 -	1:54.101 P	+ 3.951	10:50:16.320	7 -	1:50.150 P		10:57:40.997
4 -	1:51.586 P	+ 1.436	10:52:07.906	8 -	1:54.903 P	+ 4.753	10:59:35.900
90	Stephen BOND		Lotus Elan 26R				
1 -	2:16.004 P	+ 19.537	10:46:26.310	5 -	2:00.445 P	+ 3.978	10:54:39.300
2 -	2:06.522 P	+ 10.055	10:48:32.832	6 -	1:56.758 P	+ 0.291	10:56:36.058
3 -	2:04.825 P	+ 8.358	10:50:37.657	7 -	1:56.467 P		10:58:32.525
4 -	2:01.198 P	+ 4.731	10:52:38.855	8 -	2:14.477 P	+ 18.010	11:00:47.002

CARS 7 AND 11 TRANSPONDERS NOT WORKING PLEASE FIX


Weather / Track : Cloudy / Dry

www.tsl-timing.com

Cadwell Park
 Circuit Length = 2.1800 miles
 Start: 10:43 End: 11:01

HSCC Guards Trophy Championship

Race 5 - GRID

ROW 7		2:04.860 23 Douglas MARTIN
ROW 6	2:01.597 47 GIBSON/SURTEES	1:59.562 26 Steve SEAMAN
ROW 5	1:58.586 17 Robert FARRELL	1:56.467 90 Stephen BOND
ROW 4	1:53.236 7 John MONSON	1:51.098 5 Michael MOORE
ROW 3	1:51.019 11 Andy SHEPHERD	1:50.154 55 Paul CASTALDINI
ROW 2	1:50.150 67 Andrew SMITH	1:49.477 65 Peter THOMPSON
ROW 1	1:42.737 66 THOMPSON/MCCLURG	1:39.490 2 Stuart TIZZARD
Pole		
		

Cadwell Park
Circuit Length = 2.1800 miles

Clerk of Course :		Timekeeper :

Historic Formula Ford 2000

QUALIFYING - Race 6 - CLASSIFICATION

POS	NO	CL	NAME	ENTRY	TIME	ON	LAPS	GAP	DIFF	MPH
1	35		Colin WRIGHT	Reynard SF79	1:34.083	5	10			83.41
2	98		Thomas BRIMBLECOMBE	Lola T580	1:34.257	6	10	0.174	0.174	83.26
3	9		Adam ORMANDY	Reynard SF78	1:34.896	5	10	0.813	0.639	82.70
4	72		Andrew STORER	Royale RP27	1:35.005	7	9	0.922	0.109	82.60
5	34		Dale SPRUCE	Reynard SF79	1:35.189	8	10	1.106	0.184	82.44
6	1		Paul DUKES	Reynard SF79	1:35.597	8	9	1.514	0.408	82.09
7	60		Nigel GRANT	Delta T78	1:36.127	9	9	2.044	0.530	81.64
8	44		Stephen GARDINER	Reynard SF80	1:36.172	9	9	2.089	0.045	81.60
9	33		R ATKINSON-WILLES	Reynard SF79	1:36.220	9	9	2.137	0.048	81.56
10	45		Trevor ARKELL	Reynard SF81	1:36.392	8	9	2.309	0.172	81.41
11	29		Eric HOULT	Lola T580	1:36.987	9	9	2.904	0.595	80.91
12	6		Jeremy MAIN	Reynard SF79	1:37.135	8	9	3.052	0.148	80.79
13	14		Iain ROWLEY	Delta T79	1:37.407	4	9	3.324	0.272	80.56
14	28		Jonny DIMSDALE	Reynard RF78	1:38.030	9	9	3.947	0.623	80.05
15	65		Peter DENHAM	Reynard SF78	1:38.782	9	9	4.699	0.752	79.44
16	23		Terry SWINSON	Reynard SF79	1:39.604	7	9	5.521	0.822	78.79
17	25		Antony RAINE	Merlyn MK28	1:39.851	7	9	5.768	0.247	78.59
18	26		Stephen POPE	Reynard SF79	1:40.070	7	8	5.987	0.219	78.42
19	54		Peter RICHARDS	Delta T79	1:40.704	7	9	6.621	0.634	77.93
20	7		Derek WATLING		1:41.811	7	9	7.728	1.107	77.08
21	83		Jonathan LUCAS	Reynard SF79	1:41.855	9	9	7.772	0.044	77.05
22	43		Jan LANGDON	Reynard SF78	1:42.073	9	9	7.990	0.218	76.88
23	27		Lou WATTS	Reynard SF78	1:42.185	9	9	8.102	0.112	76.80
24	49		Tom MILLS	Delta T80	1:42.650	7	7	8.567	0.465	76.45
25	36		James LEDAMUN	Crossle 51F	1:42.690	3	3	8.607	0.040	76.42
26	51		John TAYLOR	Delta T79	1:43.606	7	8	9.523	0.916	75.74

CARS 23 AND 44 TRANSPONDERS NOT WORKING PLEASE FIX

Weather / Track : Cloudy / Dry

These results are provisional until the conclusion of any judicial and technical matters.

Cadwell Park

Circuit Length = 2.1800 miles

Start: 11:05 End: 11:23

Clerk of Course :		Timekeeper :
-------------------	--	--------------

Historic Formula Ford 2000

QUALIFYING - Race 6 - LAP ANALYSIS

1	Paul DUKES		Reynard SF79				
1 -	1:45.535 P	+ 9.938	11:07:49.979	6 -	1:37.964 P	+ 2.367	11:16:09.335
2 -	1:39.064 P	+ 3.467	11:09:29.043	7 -	1:36.667 P	+ 1.070	11:17:46.002
3 -	1:39.359 P	+ 3.762	11:11:08.402	8 -	1:35.597 P		11:19:21.599
4 -	1:37.082 P	+ 1.485	11:12:45.484	9 -	1:35.963 P	+ 0.366	11:20:57.562
5 -	1:45.887 P	+ 10.290	11:14:31.371				
6	Jeremy MAIN		Reynard SF79				
1 -	1:55.377 P	+ 18.242	11:08:23.056	6 -	1:47.156 P	+ 10.021	11:17:02.674
2 -	1:42.922 P	+ 5.787	11:10:05.978	7 -	1:45.802 P	+ 8.667	11:18:48.476
3 -	1:52.776 P	+ 15.641	11:11:58.754	8 -	1:37.135 P		11:20:25.611
4 -	1:38.315 P	+ 1.180	11:13:37.069	9 -	1:54.718 P	+ 17.583	11:22:20.329
5 -	1:38.449 P	+ 1.314	11:15:15.518				
7	Derek WATLING		Reynard SF79				
1 -	1:56.909 P	+ 15.098	11:08:15.919	6 -	1:41.843 P	+ 0.032	11:16:59.289
2 -	1:48.403 P	+ 6.592	11:10:04.322	7 -	1:41.811 P		11:18:41.100
3 -	1:46.457 P	+ 4.646	11:11:50.779	8 -	1:43.887 P	+ 2.076	11:20:24.987
4 -	1:43.120 P	+ 1.309	11:13:33.899	9 -	1:43.710 P	+ 1.899	11:22:08.697
5 -	1:43.547 P	+ 1.736	11:15:17.446				
9	Adam ORMANDY		Reynard SF78				
1 -	1:45.242 P	+ 10.346	11:07:25.532	6 -	1:37.607 P	+ 2.711	11:15:28.362
2 -	1:39.013 P	+ 4.117	11:09:04.545	7 -	1:35.441 P	+ 0.545	11:17:03.803
3 -	1:36.218 P	+ 1.322	11:10:40.763	8 -	1:37.863 P	+ 2.967	11:18:41.666
4 -	1:35.096 P	+ 0.200	11:12:15.859	9 -	1:41.464 P	+ 6.568	11:20:23.130
5 -	1:34.896 P		11:13:50.755	10 -	1:40.211 P	+ 5.315	11:22:03.341
14	Iain ROWLEY		Delta T79				
1 -	1:50.156 P	+ 12.749	11:07:36.901	6 -	1:38.137 P	+ 0.730	11:15:47.494
2 -	1:39.182 P	+ 1.775	11:09:16.083	7 -	2:45.226 P	+ 1:07.819	11:18:32.720
3 -	1:37.725 P	+ 0.318	11:10:53.808	8 -	1:45.242 P	+ 7.835	11:20:17.962
4 -	1:37.407 P		11:12:31.215	9 -	1:54.061 P	+ 16.654	11:22:12.023
5 -	1:38.142 P	+ 0.735	11:14:09.357				
23	Terry SWINSON		Reynard SF79				
1 -	1:52.207 P	+ 12.603	11:07:46.688	6 -	1:42.440 P	+ 2.836	11:16:16.477
2 -	1:43.804 P	+ 4.200	11:09:30.492	7 -	1:39.604 P		11:17:56.081
3 -	1:41.414 P	+ 1.810	11:11:11.906	8 -	1:40.265 P	+ 0.661	11:19:36.346
4 -	1:41.206 P	+ 1.602	11:12:53.112	9 -	1:39.910 P	+ 0.306	11:21:16.256
5 -	1:40.925 P	+ 1.321	11:14:34.037				
25	Antony RAINE		Merlyn MK28				
1 -	1:52.811 P	+ 12.960	11:08:00.797	6 -	1:40.266 P	+ 0.415	11:16:35.755
2 -	1:46.077 P	+ 6.226	11:09:46.874	7 -	1:39.851 P		11:18:15.606
3 -	1:48.114 P	+ 8.263	11:11:34.988	8 -	1:40.297 P	+ 0.446	11:19:55.903
4 -	1:40.609 P	+ 0.758	11:13:15.597	9 -	1:40.995 P	+ 1.144	11:21:36.898
5 -	1:39.892 P	+ 0.041	11:14:55.489				
26	Stephen POPE		Reynard SF79				
1 -	1:53.690 P	+ 13.620	11:08:04.248	5 -	2:01.173 P	+ 21.103	11:15:26.840
2 -	1:52.977 P	+ 12.907	11:09:57.225	6 -	1:42.871 P	+ 2.801	11:17:09.711
3 -	1:44.272 P	+ 4.202	11:11:41.497	7 -	1:40.070 P		11:18:49.781
4 -	1:44.170 P	+ 4.100	11:13:25.667	8 -	1:41.758 P	+ 1.688	11:20:31.539
27	Lou WATTS		Reynard SF78				
1 -	1:49.952 P	+ 7.767	11:08:05.213	6 -	1:42.741 P	+ 0.556	11:16:55.670
2 -	1:48.659 P	+ 6.474	11:09:53.872	7 -	1:44.117 P	+ 1.932	11:18:39.787
3 -	1:47.502 P	+ 5.317	11:11:41.374	8 -	1:42.903 P	+ 0.718	11:20:22.690
4 -	1:45.792 P	+ 3.607	11:13:27.166	9 -	1:42.185 P		11:22:04.875
5 -	1:45.763 P	+ 3.578	11:15:12.929				

CARS 23 AND 44 TRANSPONDERS NOT WORKING PLEASE FIX

Weather / Track : Cloudy / Dry

www.tsl-timing.com

Cadwell Park
Circuit Length = 2.1800 miles
Start: 11:05 End: 11:23

Page 1 of 3

Printed - 11.23 Sunday, 13 April 2008

Historic Formula Ford 2000

QUALIFYING - Race 6 - LAP ANALYSIS

28	Jonny DIMSDALE		Reynard RF78				
1 -	1:51.906 P	+ 13.876	11:08:01.936	6 -	1:39.075 P	+ 1.045	11:16:34.991
2 -	1:45.388 P	+ 7.358	11:09:47.324	7 -	1:39.156 P	+ 1.126	11:18:14.147
3 -	1:46.782 P	+ 8.752	11:11:34.106	8 -	1:41.597 P	+ 3.567	11:19:55.744
4 -	1:41.706 P	+ 3.676	11:13:15.812	9 -	1:38.030 P		11:21:33.774
5 -	1:40.104 P	+ 2.074	11:14:55.916				
29	Eric HOULT		Lola T580				
1 -	1:53.088 P	+ 16.101	11:07:45.882	6 -	1:39.619 P	+ 2.632	11:16:03.248
2 -	1:41.462 P	+ 4.475	11:09:27.344	7 -	1:38.966 P	+ 1.979	11:17:42.214
3 -	1:39.270 P	+ 2.283	11:11:06.614	8 -	1:37.850 P	+ 0.863	11:19:20.064
4 -	1:38.219 P	+ 1.232	11:12:44.833	9 -	1:36.987 P		11:20:57.051
5 -	1:38.796 P	+ 1.809	11:14:23.629				
33	R ATKINSON-WILLES		Reynard SF79				
1 -	1:54.550 P	+ 18.330	11:07:59.802	6 -	1:38.567 P	+ 2.347	11:16:15.975
2 -	1:43.364 P	+ 7.144	11:09:43.166	7 -	1:36.662 P	+ 0.442	11:17:52.637
3 -	1:37.928 P	+ 1.708	11:11:21.094	8 -	1:36.600 P	+ 0.380	11:19:29.237
4 -	1:38.567 P	+ 2.347	11:12:59.661	9 -	1:36.220 P		11:21:05.457
5 -	1:37.747 P	+ 1.527	11:14:37.408				
34	Dale SPRUCE		Reynard SF79				
1 -	1:47.578 P	+ 12.389	11:07:28.735	6 -	1:36.529 P	+ 1.340	11:15:40.147
2 -	1:40.857 P	+ 5.668	11:09:09.592	7 -	1:37.488 P	+ 2.299	11:17:17.635
3 -	1:38.764 P	+ 3.575	11:10:48.356	8 -	1:35.189 P		11:18:52.824
4 -	1:38.173 P	+ 2.984	11:12:26.529	9 -	1:35.559 P	+ 0.370	11:20:28.383
5 -	1:37.089 P	+ 1.900	11:14:03.618	10 -	1:44.271 P	+ 9.082	11:22:12.654
35	Colin WRIGHT		Reynard SF79				
1 -	1:44.835 P	+ 10.752	11:07:26.339	6 -	1:37.831 P	+ 3.748	11:15:25.064
2 -	1:37.786 P	+ 3.703	11:09:04.125	7 -	1:34.597 P	+ 0.514	11:16:59.661
3 -	1:34.887 P	+ 0.804	11:10:39.012	8 -	1:38.434 P	+ 4.351	11:18:38.095
4 -	1:34.138 P	+ 0.055	11:12:13.150	9 -	1:51.163 P	+ 17.080	11:20:29.258
5 -	1:34.083 P		11:13:47.233	10 -	1:51.950 P	+ 17.867	11:22:21.208
36	James LEDAMUN		Crossle 51F				
1 -	1:52.034 P	+ 9.344	11:07:43.597	3 -	1:42.690 P		11:11:09.755
2 -	1:43.468 P	+ 0.778	11:09:27.065				
43	Jan LANGDON		Reynard SF78				
1 -	1:56.096 P	+ 14.023	11:07:59.185	6 -	1:43.671 P	+ 1.598	11:16:54.707
2 -	1:46.209 P	+ 4.136	11:09:45.394	7 -	1:43.313 P	+ 1.240	11:18:38.020
3 -	1:52.708 P	+ 10.635	11:11:38.102	8 -	1:42.940 P	+ 0.867	11:20:20.960
4 -	1:46.988 P	+ 4.915	11:13:25.090	9 -	1:42.073 P		11:22:03.033
5 -	1:45.946 P	+ 3.873	11:15:11.036				
44	Stephen GARDINER		Reynard SF80				
1 -	1:56.530 P	+ 20.358	11:08:18.663	6 -	1:39.171 P	+ 2.999	11:16:47.446
2 -	1:44.219 P	+ 8.047	11:10:02.882	7 -	1:37.888 P	+ 1.716	11:18:25.334
3 -	1:39.963 P	+ 3.791	11:11:42.845	8 -	1:37.868 P	+ 1.696	11:20:03.202
4 -	1:44.320 P	+ 8.148	11:13:27.165	9 -	1:36.172 P		11:21:39.374
5 -	1:41.110 P	+ 4.938	11:15:08.275				
45	Trevor ARKELL		Reynard SF81				
1 -	1:49.993 P	+ 13.601	11:08:02.535	6 -	1:37.394 P	+ 1.002	11:16:21.722
2 -	1:44.469 P	+ 8.077	11:09:47.004	7 -	1:37.053 P	+ 0.661	11:17:58.775
3 -	1:40.045 P	+ 3.653	11:11:27.049	8 -	1:36.392 P		11:19:35.167
4 -	1:39.111 P	+ 2.719	11:13:06.160	9 -	1:36.640 P	+ 0.248	11:21:11.807
5 -	1:38.168 P	+ 1.776	11:14:44.328				
49	Tom MILLS		Delta T80				
1 -	1:55.212 P	+ 12.562	11:07:59.741	5 -	1:50.866 P	+ 8.216	11:15:15.125
2 -	1:47.432 P	+ 4.782	11:09:47.173	6 -	1:42.895 P	+ 0.245	11:16:58.020

CARS 23 AND 44 TRANSPONDERS NOT WORKING PLEASE FIX

Weather / Track : Cloudy / Dry

Historic Formula Ford 2000

QUALIFYING - Race 6 - LAP ANALYSIS

3 -	1:50.267 P	+ 7.617	11:11:37.440	7 -	1:42.650 P		11:18:40.670
4 -	1:46.819 P	+ 4.169	11:13:24.259				
51	John TAYLOR			Delta T79			
1 -	1:58.117 P	+ 14.511	11:08:21.881	5 -	1:47.194 P	+ 3.588	11:15:33.169
2 -	1:50.971 P	+ 7.365	11:10:12.852	6 -	1:46.362 P	+ 2.756	11:17:19.531
3 -	1:48.267 P	+ 4.661	11:12:01.119	7 -	1:43.606 P		11:19:03.137
4 -	1:44.856 P	+ 1.250	11:13:45.975	8 -	1:43.637 P	+ 0.031	11:20:46.774
54	Peter RICHARDS			Delta T79			
1 -	1:56.863 P	+ 16.159	11:08:17.032	6 -	1:45.977 P	+ 5.273	11:17:00.667
2 -	1:48.208 P	+ 7.504	11:10:05.240	7 -	1:40.704 P		11:18:41.371
3 -	1:42.665 P	+ 1.961	11:11:47.905	8 -	1:42.370 P	+ 1.666	11:20:23.741
4 -	1:41.486 P	+ 0.782	11:13:29.391	9 -	1:44.784 P	+ 4.080	11:22:08.525
5 -	1:45.299 P	+ 4.595	11:15:14.690				
60	Nigel GRANT			Delta T78			
1 -	2:47.309 P	+ 1:11.182	11:08:25.828	6 -	1:40.000 P	+ 3.873	11:16:51.178
2 -	1:40.460 P	+ 4.333	11:10:06.288	7 -	1:36.595 P	+ 0.468	11:18:27.773
3 -	1:41.813 P	+ 5.686	11:11:48.101	8 -	1:36.572 P	+ 0.445	11:20:04.345
4 -	1:39.657 P	+ 3.530	11:13:27.758	9 -	1:36.127 P		11:21:40.472
5 -	1:43.420 P	+ 7.293	11:15:11.178				
65	Peter DENHAM			Reynard SF78			
1 -	1:57.842 P	+ 19.060	11:07:57.535	6 -	1:39.117 P	+ 0.335	11:16:27.199
2 -	1:46.813 P	+ 8.031	11:09:44.348	7 -	1:39.517 P	+ 0.735	11:18:06.716
3 -	1:42.301 P	+ 3.519	11:11:26.649	8 -	1:39.669 P	+ 0.887	11:19:46.385
4 -	1:41.712 P	+ 2.930	11:13:08.361	9 -	1:38.782 P		11:21:25.167
5 -	1:39.721 P	+ 0.939	11:14:48.082				
72	Andrew STORER			Royale RP27			
1 -	1:52.872 P	+ 17.867	11:08:17.375	6 -	1:36.449 P	+ 1.444	11:16:30.418
2 -	1:39.871 P	+ 4.866	11:09:57.246	7 -	1:35.005 P		11:18:05.423
3 -	1:41.154 P	+ 6.149	11:11:38.400	8 -	1:36.099 P	+ 1.094	11:19:41.522
4 -	1:39.310 P	+ 4.305	11:13:17.710	9 -	1:38.075 P	+ 3.070	11:21:19.597
5 -	1:36.259 P	+ 1.254	11:14:53.969				
83	Jonathan LUCAS			Reynard SF79			
1 -	2:01.719 P	+ 19.864	11:07:52.789	6 -	1:45.094 P	+ 3.239	11:16:54.854
2 -	1:50.415 P	+ 8.560	11:09:43.204	7 -	1:44.384 P	+ 2.529	11:18:39.238
3 -	1:53.828 P	+ 11.973	11:11:37.032	8 -	1:42.933 P	+ 1.078	11:20:22.171
4 -	1:46.826 P	+ 4.971	11:13:23.858	9 -	1:41.855 P		11:22:04.026
5 -	1:45.902 P	+ 4.047	11:15:09.760				
98	Thomas BRIMBLECOMBE			Lola T580			
1 -	1:42.042 P	+ 7.785	11:07:33.511	6 -	1:34.257 P		11:15:30.419
2 -	1:36.761 P	+ 2.504	11:09:10.272	7 -	1:35.647 P	+ 1.390	11:17:06.066
3 -	1:35.568 P	+ 1.311	11:10:45.840	8 -	1:36.462 P	+ 2.205	11:18:42.528
4 -	1:35.309 P	+ 1.052	11:12:21.149	9 -	1:42.573 P	+ 8.316	11:20:25.101
5 -	1:35.013 P	+ 0.756	11:13:56.162	10 -	1:40.011 P	+ 5.754	11:22:05.112

CARS 23 AND 44 TRANSPONDERS NOT WORKING PLEASE FIX

Weather / Track : Cloudy / Dry

www.tsl-timing.com


Page 3 of 3

Cadwell Park
Circuit Length = 2.1800 miles
Start: 11:05 End: 11:23

Printed - 11.23 Sunday, 13 April 2008

Historic Formula Ford 2000

Race 6 - GRID

ROW 13	1:43.606 51 John TAYLOR	1:42.690 36 James LEDAMUN
ROW 12	1:42.650 49 Tom MILLS	1:42.185 27 Lou WATTS
ROW 11	1:42.073 43 Jan LANGDON	1:41.855 83 Jonathan LUCAS
ROW 10	1:41.811 7 Derek WATLING	1:40.704 54 Peter RICHARDS
ROW 9	1:40.070 26 Stephen POPE	1:39.851 25 Antony RAINE
ROW 8	1:39.604 23 Terry SWINSON	1:38.782 65 Peter DENHAM
ROW 7	1:38.030 28 Jonny DIMSDALE	1:37.407 14 Iain ROWLEY
ROW 6	1:37.135 6 Jeremy MAIN	1:36.987 29 Eric HOULT
ROW 5	1:36.392 45 Trevor ARKELL	1:36.220 33 R ATKINSON-WILLES
ROW 4	1:36.172 44 Stephen GARDINER	1:36.127 60 Nigel GRANT
ROW 3	1:35.597 1 Paul DUKES	1:35.189 34 Dale SPRUCE
ROW 2	1:35.005 72 Andrew STORER	1:34.896 9 Adam ORMANDY
ROW 1	1:34.257 98 Thomas BRIMBLECOMBE	1:34.083 35 Colin WRIGHT
Pole		
		

Cadwell Park
Circuit Length = 2.1800 miles

These results are provisional until the conclusion of any judicial and technical matters.

Clerk of Course :		Timekeeper :
-------------------	--	--------------

HSCC/HRSR Bybox Historic Racing Saloon Car Championship

QUALIFYING - Race 7 - CLASSIFICATION

POS	NO	CL	NAME	ENTRY	TIME	ON	LAPS	GAP	DIFF	MPH
1	46	C	Dan COX	Ford Lotus Cortina	1:48.082	7	8			72.61
2	3	K1	Peter HALLFORD	Ford Mustang	1:48.506	3	8	0.424	0.424	72.32
3	54	C	Neil WOOD	Ford Anglia 105E	1:48.736	6	7	0.654	0.230	72.17
4	69	C	Bob BULLEN	Ford Anglia 105E	1:49.603	6	6	1.521	0.867	71.60
5	49	C	Peter HORE	Ford Lotus Cortina	1:49.826	8	8	1.744	0.223	71.45
6	1	E	Simon BENOY	Hillman Imp	1:51.516	8	8	3.434	1.690	70.37
7	85	D	Roger GODFREY	Austin Cooper S	1:51.769	8	8	3.687	0.253	70.21
8	80	D	Mike SMITH	Morris Min Cooper S	1:52.602	8	8	4.520	0.833	69.69
9	52	C	Peter ERGIS	Ford Lotus Cortina	1:52.971	5	8	4.889	0.369	69.46
10	38	C	Steve SHUTTLEWORTH	Ford Lotus Cortina	1:54.425	8	8	6.343	1.454	68.58
11	30	B	Daniel WRAY	Ford Lotus Cortina	1:55.438	5	6	7.356	1.013	67.98
12	95	E	Shaun HAZLEWOOD	Hillman Imp	1:55.597	7	8	7.515	0.159	67.89
13	19	K2	Richard CROSS	Triumph 2000 Mk1	2:08.280	7	7	20.198	12.683	61.17

Weather / Track : Cloudy / Dry

These results are provisional until the conclusion of any judicial and technical matters.

Cadwell Park
 Circuit Length = 2.1800 miles
 Start: 11:28 End: 11:45

Clerk of Course :		Timekeeper :
-------------------	--	--------------

HSCC/HRSR Bybox Historic Racing Saloon Car Championship

QUALIFYING - Race 7 - LAP ANALYSIS

1	Simon BENOY		Hillman Imp				
1 -	1:59.312 P	+ 7.796	11:31:12.259	5 -	1:52.084 P	+ 0.568	11:38:43.402
2 -	1:54.102 P	+ 2.586	11:33:06.361	6 -	1:52.167 P	+ 0.651	11:40:35.569
3 -	1:52.707 P	+ 1.191	11:34:59.068	7 -	1:52.405 P	+ 0.889	11:42:27.974
4 -	1:52.250 P	+ 0.734	11:36:51.318	8 -	1:51.516 P		11:44:19.490
3	Peter HALLFORD		Ford Mustang				
1 -	1:57.977 P	+ 9.471	11:31:05.773	5 -	1:49.719 P	+ 1.213	11:38:23.115
2 -	1:50.254 P	+ 1.748	11:32:56.027	6 -	1:48.582 P	+ 0.076	11:40:11.697
3 -	1:48.506 P		11:34:44.533	7 -	1:51.630 P	+ 3.124	11:42:03.327
4 -	1:48.863 P	+ 0.357	11:36:33.396	8 -	2:02.278 P	+ 13.772	11:44:05.605
19	Richard CROSS		Triumph 2000 Mk1				
1 -	2:18.694 P	+ 10.414	11:31:25.604	5 -	2:09.056 P	+ 0.776	11:40:09.624
2 -	2:13.536 P	+ 5.256	11:33:39.140	6 -	2:08.713 P	+ 0.433	11:42:18.337
3 -	2:10.912 P	+ 2.632	11:35:50.052	7 -	2:08.280 P		11:44:26.617
4 -	2:10.516 P	+ 2.236	11:38:00.568				
30	Daniel WRAY		Ford Lotus Cortina				
1 -	2:00.531 P	+ 5.093	11:33:16.317	4 -	1:58.290 P	+ 2.852	11:39:32.650
2 -	2:19.956 P	+ 24.518	11:35:36.273	5 -	1:55.438 P		11:41:28.088
3 -	1:58.087 P	+ 2.649	11:37:34.360	6 -	1:56.209 P	+ 0.771	11:43:24.297
38	Steve SHUTTLEWORTH		Ford Lotus Cortina				
1 -	2:07.295 P	+ 12.870	11:30:59.590	5 -	1:54.806 P	+ 0.381	11:38:42.843
2 -	1:56.565 P	+ 2.140	11:32:56.155	6 -	1:56.575 P	+ 2.150	11:40:39.418
3 -	1:56.535 P	+ 2.110	11:34:52.690	7 -	1:54.603 P	+ 0.178	11:42:34.021
4 -	1:55.347 P	+ 0.922	11:36:48.037	8 -	1:54.425 P		11:44:28.446
46	Dan COX		Ford Lotus Cortina				
1 -	1:57.110 P	+ 9.028	11:30:59.495	5 -	1:49.526 P	+ 1.444	11:38:20.358
2 -	1:52.655 P	+ 4.573	11:32:52.150	6 -	1:48.680 P	+ 0.598	11:40:09.038
3 -	1:48.951 P	+ 0.869	11:34:41.101	7 -	1:48.082 P		11:41:57.120
4 -	1:49.731 P	+ 1.649	11:36:30.832	8 -	1:48.483 P	+ 0.401	11:43:45.603
49	Peter HORE		Ford Lotus Cortina				
1 -	2:05.245 P	+ 15.419	11:31:16.651	5 -	1:52.263 P	+ 2.437	11:38:48.799
2 -	1:54.557 P	+ 4.731	11:33:11.208	6 -	1:50.890 P	+ 1.064	11:40:39.689
3 -	1:52.451 P	+ 2.625	11:35:03.659	7 -	1:50.759 P	+ 0.933	11:42:30.448
4 -	1:52.877 P	+ 3.051	11:36:56.536	8 -	1:49.826 P		11:44:20.274
52	Peter ERGIS		Ford Lotus Cortina				
1 -	2:01.396 P	+ 8.425	11:31:18.882	5 -	1:52.971 P		11:38:59.719
2 -	1:53.982 P	+ 1.011	11:33:12.864	6 -	1:53.126 P	+ 0.155	11:40:52.845
3 -	1:54.604 P	+ 1.633	11:35:07.468	7 -	1:54.095 P	+ 1.124	11:42:46.940
4 -	1:59.280 P	+ 6.309	11:37:06.748	8 -	1:53.364 P	+ 0.393	11:44:40.304
54	Neil WOOD		Ford Anglia 105E				
1 -	1:58.268 P	+ 9.532	11:31:09.064	5 -	1:48.878 P	+ 0.142	11:38:28.636
2 -	1:50.653 P	+ 1.917	11:32:59.717	6 -	1:48.736 P		11:40:17.372
3 -	1:50.517 P	+ 1.781	11:34:50.234	7 -	4:33.457 P	+ 2:44.721	11:44:50.829
4 -	1:49.524 P	+ 0.788	11:36:39.758				
69	Bob BULLEN		Ford Anglia 105E				
1 -	1:59.496 P	+ 9.893	11:30:57.617	4 -	1:51.773 P	+ 2.170	11:36:35.329
2 -	1:53.718 P	+ 4.115	11:32:51.335	5 -	1:50.647 P	+ 1.044	11:38:25.976
3 -	1:52.221 P	+ 2.618	11:34:43.556	6 -	1:49.603 P		11:40:15.579
80	Mike SMITH		Morris Min Cooper S				
1 -	2:04.035 P	+ 11.433	11:30:48.495	5 -	1:55.209 P	+ 2.607	11:38:28.655
2 -	1:56.939 P	+ 4.337	11:32:45.434	6 -	1:54.224 P	+ 1.622	11:40:22.879
3 -	1:54.213 P	+ 1.611	11:34:39.647	7 -	1:53.954 P	+ 1.352	11:42:16.833

Cadwell Park
 Circuit Length = 2.1800 miles
 Start: 11:28 End: 11:45

Weather / Track : Cloudy / Dry


HSCC/HRSR Bybox Historic Racing Saloon Car Championship

QUALIFYING - Race 7 - LAP ANALYSIS

4 -	1:53.799 P	+ 1.197	11:36:33.446	8 -	1:52.602 P		11:44:09.435
85	Roger GODFREY		Austin Cooper S				
1 -	1:57.848 P	+ 6.079	11:30:39.471	5 -	1:52.404 P	+ 0.635	11:38:08.134
2 -	1:51.882 P	+ 0.113	11:32:31.353	6 -	1:52.215 P	+ 0.446	11:40:00.349
3 -	1:52.282 P	+ 0.513	11:34:23.635	7 -	1:52.138 P	+ 0.369	11:41:52.487
4 -	1:52.095 P	+ 0.326	11:36:15.730	8 -	1:51.769 P		11:43:44.256
95	Shaun HAZLEWOOD		Hillman Imp				
1 -	2:09.031 P	+ 13.434	11:31:06.664	5 -	1:56.119 P	+ 0.522	11:38:59.443
2 -	1:59.301 P	+ 3.704	11:33:05.965	6 -	1:56.101 P	+ 0.504	11:40:55.544
3 -	1:57.362 P	+ 1.765	11:35:03.327	7 -	1:55.597 P		11:42:51.141
4 -	1:59.997 P	+ 4.400	11:37:03.324	8 -	1:56.949 P	+ 1.352	11:44:48.090

HSCC/HRSR Bybox Historic Racing Saloon Car Championship

Race 7 - GRID

ROW 7		2:08.280	19 Richard CROSS
ROW 6	1:55.597	1:55.438	95 Shaun HAZLEWOOD 30 Daniel WRAY
ROW 5	1:54.425	1:52.971	38 Steve SHUTTLEWORTH 52 Peter ERGIS
ROW 4	1:52.602	1:51.769	80 Mike SMITH 85 Roger GODFREY
ROW 3	1:51.516	1:49.826	1 Simon BENOY 49 Peter HORE
ROW 2	1:49.603	1:48.736	69 Bob BULLEN 54 Neil WOOD
ROW 1	1:48.506	1:48.082	3 Peter HALLFORD 46 Dan COX
Pole			
			

Cadwell Park
Circuit Length = 2.1800 miles

Clerk of Course :

Timekeeper :

HSCC/FJHRA Millers Oils Historic Formula Junior Championship

QUALIFYING - Race 8 - CLASSIFICATION

POS	NO	CL	NAME	ENTRY	TIME	ON	LAPS	GAP	DIFF	MPH
1	63	E	Benn SIMMS	Cooper T59	1:41.108	4	4			77.62
2	57	E	Denis WELCH	Merlyn FJ	1:41.459	5	5	0.351	0.351	77.35
3	91	E	Christopher DRAKE	Brabham BT6	1:41.689	4	6	0.581	0.230	77.17
4	64	E	James MURRAY	Lola MK5A	1:42.051	5	5	0.943	0.362	76.90
5	52	E	James CLARIDGE	Lola Mk5A	1:42.299	5	5	1.191	0.248	76.71
6	79	E	Andrew HIBBERD	Lotus 22	1:44.230	4	5	3.122	1.931	75.29
7	51	E	Michael HIBBERD	Lotus 27	1:44.462	4	5	3.354	0.232	75.12
8	36	C	Jon MILICEVIC	Lotus 18	1:44.532	5	5	3.424	0.070	75.07
9	55	E	Brian MITCHAM	Wainer Ford	1:45.533	5	5	4.425	1.001	74.36
10	61	E	Simon DIFFEY	Lotus 20	1:46.371	3	3	5.263	0.838	73.78
11	50	E	Nicholas COLYVAS	Lotus 27	1:46.447	3	5	5.339	0.076	73.72
12	83	E	Barry WESTMORELAND	Lotus 22	1:46.636	4	5	5.528	0.189	73.59
13	75	E	Pete MORTON	Lightning Envoyette	1:47.089	5	5	5.981	0.453	73.28
14	44	C	Andrew ROBERTSON	Crossle 4F	1:48.107	5	5	6.999	1.018	72.59
15	4	B	Derek WALKER	Terrier Mk IV	1:49.317	5	5	8.209	1.210	71.79
16	15	B	John MONSON	BMC Huffaker Mk1	1:49.907	5	5	8.799	0.590	71.40
17	66	D	Alex MORTON	Ausper T3	1:51.393	4	4	10.285	1.486	70.45
18	31	C	Neil DAWS	Lotus 18	1:51.532	5	5	10.424	0.139	70.36
19	30	C	Brian ARCULUS	Emeryson	1:52.833	4	5	11.725	1.301	69.55
20	35	C	Tim BISHOP	Sauter	1:59.029	3	4	17.921	6.196	65.93
21	7	B	Duncan RABAGLIATI	Alexis HF1	1:59.429	5	5	18.321	0.400	65.71
22	47	D	Lorraine GATHERCOLE	Lotus 18	2:00.150	1	1	19.042	0.721	65.31

Weather / Track : Cloudy / Dry

These results are provisional until the conclusion of any judicial and technical matters.

Cadwell Park
Circuit Length = 2.1800 miles
Start: 11:50 End: 12:04

Clerk of Course :		Timekeeper :
-------------------	--	--------------

HSCC/FJHRA Millers Oils Historic Formula Junior Championship

QUALIFYING - Race 8 - LAP ANALYSIS

4	Derek WALKER			Terrier Mk IV			
1 -	2:00.118 P	+ 10.801	11:53:44.195	4 -	1:49.663 P	+ 0.346	11:59:15.335
2 -	1:51.481 P	+ 2.164	11:55:35.676	5 -	1:49.317 P		12:01:04.652
3 -	1:49.996 P	+ 0.679	11:57:25.672				
7	Duncan RABAGLIATI			Alexis HF1			
1 -	2:02.790 P	+ 3.361	11:53:35.232	4 -	2:00.805 P	+ 1.376	11:59:37.273
2 -	1:59.697 P	+ 0.268	11:55:34.929	5 -	1:59.429 P		12:01:36.702
3 -	2:01.539 P	+ 2.110	11:57:36.468				
15	John MONSON			BMC Huffaker Mk1			
1 -	2:00.932 P	+ 11.025	11:53:59.329	4 -	1:51.309 P	+ 1.402	11:59:33.162
2 -	1:51.902 P	+ 1.995	11:55:51.231	5 -	1:49.907 P		12:01:23.069
3 -	1:50.622 P	+ 0.715	11:57:41.853				
30	Brian ARCULUS			Emeryson			
1 -	2:01.950 P	+ 9.117	11:53:59.030	4 -	1:52.833 P		11:59:42.418
2 -	1:56.094 P	+ 3.261	11:55:55.124	5 -	1:54.185 P	+ 1.352	12:01:36.603
3 -	1:54.461 P	+ 1.628	11:57:49.585				
31	Neil DAWS			Lotus 18			
1 -	2:03.251 P	+ 11.719	11:54:08.083	4 -	1:53.518 P	+ 1.986	11:59:51.232
2 -	1:56.159 P	+ 4.627	11:56:04.242	5 -	1:51.532 P		12:01:42.764
3 -	1:53.472 P	+ 1.940	11:57:57.714				
35	Tim BISHOP			Sauter			
1 -	2:05.108 P	+ 6.079	11:54:01.676	3 -	1:59.029 P		11:58:04.611
2 -	2:03.906 P	+ 4.877	11:56:05.582	4 -	2:00.447 P	+ 1.418	12:00:05.058
36	Jon MILICEVIC			Lotus 18			
1 -	1:48.066 P	+ 3.534	11:53:20.454	4 -	1:44.723 P	+ 0.191	11:58:36.417
2 -	1:45.263 P	+ 0.731	11:55:05.717	5 -	1:44.532 P		12:00:20.949
3 -	1:45.977 P	+ 1.445	11:56:51.694				
44	Andrew ROBERTSON			Crossle 4F			
1 -	2:06.888 P	+ 18.781	11:53:53.144	4 -	1:51.753 P	+ 3.646	11:59:32.667
2 -	1:56.979 P	+ 8.872	11:55:50.123	5 -	1:48.107 P		12:01:20.774
3 -	1:50.791 P	+ 2.684	11:57:40.914				
47	Lorraine GATHERCOLE			Lotus 18			
1 -	2:00.150 P		11:54:05.981				
50	Nicholas COLYVAS			Lotus 27			
1 -	1:53.098 P	+ 6.651	11:53:40.134	4 -	1:46.586 P	+ 0.139	11:59:01.271
2 -	1:48.104 P	+ 1.657	11:55:28.238	5 -	1:46.688 P	+ 0.241	12:00:47.959
3 -	1:46.447 P		11:57:14.685				
51	Michael HIBBERD			Lotus 27			
1 -	1:53.883 P	+ 9.421	11:53:30.664	4 -	1:44.462 P		11:58:50.922
2 -	1:46.930 P	+ 2.468	11:55:17.594	5 -	1:49.470 P	+ 5.008	12:00:40.392
3 -	1:48.866 P	+ 4.404	11:57:06.460				
52	James CLARIDGE			Lola Mk5A			
1 -	1:58.816 P	+ 16.517	11:53:51.207	4 -	1:43.570 P	+ 1.271	11:59:10.461
2 -	1:46.675 P	+ 4.376	11:55:37.882	5 -	1:42.299 P		12:00:52.760
3 -	1:49.009 P	+ 6.710	11:57:26.891				
55	Brian MITCHAM			Wainer Ford			
1 -	1:53.768 P	+ 8.235	11:53:56.804	4 -	1:46.597 P	+ 1.064	11:59:20.806
2 -	1:48.337 P	+ 2.804	11:55:45.141	5 -	1:45.533 P		12:01:06.339
3 -	1:49.068 P	+ 3.535	11:57:34.209				

Weather / Track : Cloudy / Dry


HSCC/FJHRA Millers Oils Historic Formula Junior Championship

QUALIFYING - Race 8 - LAP ANALYSIS

57	Denis WELCH		Merlyn FJ				
1 -	1:49.717 P	+ 8.258	11:53:32.194	4 -	1:42.619 P	+ 1.160	11:58:43.197
2 -	1:45.729 P	+ 4.270	11:55:17.923	5 -	1:41.459 P		12:00:24.656
3 -	1:42.655 P	+ 1.196	11:57:00.578				
61	Simon DIFFEY		Lotus 20				
1 -	1:56.314 P	+ 9.943	11:58:07.455	3 -	1:46.371 P		12:01:42.829
2 -	1:49.003 P	+ 2.632	11:59:56.458				
63	Benn SIMMS		Cooper T59				
1 -	1:48.191 P	+ 7.083	11:53:18.043	3 -	1:43.728 P	+ 2.620	11:56:44.522
2 -	1:42.751 P	+ 1.643	11:55:00.794	4 -	1:41.108 P		11:58:25.630
64	James MURRAY		Lola MK5A				
1 -	1:53.274 P	+ 11.223	11:53:50.576	4 -	1:43.299 P	+ 1.248	11:59:08.956
2 -	1:47.121 P	+ 5.070	11:55:37.697	5 -	1:42.051 P		12:00:51.007
3 -	1:47.960 P	+ 5.909	11:57:25.657				
66	Alex MORTON		Ausper T3				
1 -	2:03.875 P	+ 12.482	11:53:56.393	3 -	1:52.071 P	+ 0.678	11:57:43.241
2 -	1:54.777 P	+ 3.384	11:55:51.170	4 -	1:51.393 P		11:59:34.634
75	Pete MORTON		Lightning Envoyette				
1 -	1:59.802 P	+ 12.713	11:53:50.260	4 -	1:47.217 P	+ 0.128	11:59:15.883
2 -	1:49.752 P	+ 2.663	11:55:40.012	5 -	1:47.089 P		12:01:02.972
3 -	1:48.654 P	+ 1.565	11:57:28.666				
79	Andrew HIBBERD		Lotus 22				
1 -	1:53.022 P	+ 8.792	11:53:31.956	4 -	1:44.230 P		11:58:49.929
2 -	1:47.326 P	+ 3.096	11:55:19.282	5 -	1:45.792 P	+ 1.562	12:00:35.721
3 -	1:46.417 P	+ 2.187	11:57:05.699				
83	Barry WESTMORELAND		Lotus 22				
1 -	1:59.214 P	+ 12.578	11:53:49.002	4 -	1:46.636 P		11:59:12.845
2 -	1:48.167 P	+ 1.531	11:55:37.169	5 -	1:55.501 P	+ 8.865	12:01:08.346
3 -	1:49.040 P	+ 2.404	11:57:26.209				
91	Christopher DRAKE		Brabham BT6				
1 -	1:44.908 P	+ 3.219	11:53:08.768	4 -	1:41.689 P		11:58:15.883
2 -	1:42.804 P	+ 1.115	11:54:51.572	5 -	1:42.247 P	+ 0.558	11:59:58.130
3 -	1:42.622 P	+ 0.933	11:56:34.194	6 -	1:43.720 P	+ 2.031	12:01:41.850

HSCC/FJHRA Millers Oils Historic Formula Junior Championship

Race 8 - GRID

ROW 11	2:00.150 47 Lorraine GATHERCOLE	1:59.429 7 Duncan RABAGLIATI
ROW 10	1:59.029 35 Tim BISHOP	1:52.833 30 Brian ARCULUS
ROW 9	1:51.532 31 Neil DAWS	1:51.393 66 Alex MORTON
ROW 8	1:49.907 15 John MONSON	1:49.317 4 Derek WALKER
ROW 7	1:48.107 44 Andrew ROBERTSON	1:47.089 75 Pete MORTON
ROW 6	1:46.636 83 Barry WESTMORELAND	1:46.447 50 Nicholas COLYVAS
ROW 5	1:46.371 61 Simon DIFFEY	1:45.533 55 Brian MITCHAM
ROW 4	1:44.532 36 Jon MILICEVIC	1:44.462 51 Michael HIBBERD
ROW 3	1:44.230 79 Andrew HIBBERD	1:42.299 52 James CLARIDGE
ROW 2	1:42.051 64 James MURRAY	1:41.689 91 Christopher DRAKE
ROW 1	1:41.459 57 Denis WELCH	1:41.108 63 Benn SIMMS
Pole		
		

Cadwell Park
Circuit Length = 2.1800 miles

These results are provisional until the conclusion of any judicial and technical matters.

Clerk of Course :		Timekeeper :

HSCC MotorsportAds.co.uk 70s Road Sports Championship

Race 1 - CLASSIFICATION

POS	NO	CL	NAME	ENTRY	LAPS	TIME	GAP	DIFF	MPH	BEST	ON
1	9	B	Julian BARTER	TVR 3000M	12	21:29.570			73.02	1:45.634	3
2	44	C	Alan HARPER	Lotus Elan S4	12	21:35.820	6.250	6.250	72.67	1:46.280	9
3	1	C	Rory STOCKBRIDGE	Lotus Europa	12	21:44.271	14.701	8.451	72.20	1:45.824	10
4	41	C	Howard BENTHAM	Lotus Elan	12	21:44.950	15.380	0.679	72.16	1:46.783	5
5	65	C	Steve COOKE	Lotus 7 S4	12	22:17.772	48.202	32.822	70.39	1:49.007	12
6	5	D2	Ian JACOBS	Jensen Healey	12	22:18.403	48.833	0.631	70.36	1:48.910	10
7	31	A	Mark BENNETT	MGB GTV8	12	22:18.951	49.381	0.548	70.33	1:49.275	10
8	86	B	Christina TOTTY	TVR 3000M	12	22:22.597	53.027	3.646	70.14	1:50.079	10
9	42	C	Bill BRAITHWAITE	Lotus Europa	12	22:25.727	56.157	3.130	69.98	1:49.807	10
10	61	D2	Luke CLARK-BAGNALL	Triumph GT6 Mk3	12	22:27.182	57.612	1.455	69.90	1:49.613	11
11	89	A	Ralph HARWOOD-PENN	MGB GTV8	12	22:43.048	1:13.478	15.866	69.09	1:51.958	12
12	26	B	Paul STAFFORD	Datsun 240Z	12	22:55.099	1:25.529	12.051	68.48	1:52.413	6
13	62	D2	Jim BAYNAM	MGB	12	22:55.994	1:26.424	0.895	68.44	1:52.684	3
14	47	B	Paul ASLETT	Porsche 911E	12	23:15.517	1:45.947	19.523	67.48	1:54.206	12
15	88	B	Mark BOWN	TVR 3000M	12	23:15.737	1:46.167	0.220	67.47	1:53.453	12
16	10	C	Nigel ASHLEY	Lotus Europa	11	22:00.181	1 lap	1 lap	65.39	1:56.452	2
17	80	D2	David LANE	Jensen Healey	11	22:00.749	1 lap	0.568	65.36	1:57.873	7
18	52	D2	Graham HALL	Alfa Romeo 2000 GTV	11	22:30.559	1 lap	29.810	63.92	1:59.607	6
19	81	D2	John DOBSON	Alfa Romeo 2000GTV	11	22:31.076	1 lap	0.517	63.89	1:59.499	8
20	76	D2	David ERWIN	Alfa Romeo 2000 GTV	11	22:34.041	1 lap	2.965	63.75	1:56.796	9
21	25	E	Stuart DOWNWARD	Lancia Fulvia	9	21:47.177	3 laps	2 laps	54.03	2:20.098	8
22	46	C	Chris NUNN	Lotus Elan	9	21:54.927	3 laps	7.750	53.71	2:21.274	9

NOT CLASSIFIED

DNF	57	D2	Mark OLDFIELD	Alfa Romeo Alfetta GTV	8	15:27.314	4 laps	1 lap	67.70	1:53.270	8
DNF	23	D2	Will MORTON	Alfa Romeo 2000 GTV	8	15:55.866	4 laps	28.552	65.68	1:56.966	3

FASTEST LAP

1	C	Rory STOCKBRIDGE	Lotus Europa	10	1:45.824	74.16 mph	119.35 kph
5	D2	Ian JACOBS	Jensen Healey	10	1:48.910	72.06 mph	115.96 kph
9	B	Julian BARTER	TVR 3000M	3	1:45.634	74.29 mph	119.56 kph
25	E	Stuart DOWNWARD	Lancia Fulvia	8	2:20.098	56.01 mph	90.15 kph
31	A	Mark BENNETT	MGB GTV8	10	1:49.275	71.81 mph	115.58 kph

Weather / Track : Cloudy / Dry

These results are provisional until the conclusion of any judicial and technical matters.

Cadwell Park
Circuit Length = 2.1800 miles
Start: 13:05 End: 13:28

Clerk of Course :

Timekeeper :

HSCC MotorsportAds.co.uk 70s Road Sports Championship

Race 1 - LAP CHART

Lap 1			Lap 2			Lap 3			Lap 4			Lap 5		
No	Behind	Laptime	No	Behind	Laptime	No	Behind	Laptime	No	Behind	Laptime	No	Behind	Laptime
9		1:52.516	9		1:45.991	9		1:45.634	9		1:46.756	9		1:46.708
1	1.151	1:53.710	1	3.452	1:48.292	44	6.072	1:47.971	44	6.715	1:47.399	44	7.743	1:47.736
44	1.823	1:53.329	44	3.735	1:47.903	1	6.202	1:48.384	1	8.022	1:48.576	41	8.154	1:46.783
41	2.263	1:53.975	41	4.218	1:47.946	41	6.568	1:47.984	41	8.079	1:48.267	1	9.358	1:48.044
65	4.880	1:55.975	65	11.057	1:52.168	31	16.849	1:50.841	25	1 LAP	2:25.031	31	25.432	1:51.141
31	5.589	1:55.959	31	11.642	1:52.044	65	17.620	1:52.197	46	1 LAP	2:23.744	65	25.991	1:50.989
42	6.074	1:57.057	42	12.073	1:51.990	42	18.157	1:51.718	31	20.999	1:50.906	42	26.797	1:51.202
86	7.977	1:58.307	86	13.803	1:51.817	86	19.620	1:51.451	65	21.710	1:50.846	86	27.928	1:51.181
61	8.808	1:58.994	61	14.607	1:51.790	61	20.392	1:51.419	42	22.303	1:50.902	5	29.406	1:51.848
5	10.219	1:58.120	5	14.755	1:50.527	5	21.496	1:52.375	86	23.455	1:50.591	89	36.608	1:53.462
89	10.576	2:00.355	89	17.165	1:52.580	89	24.437	1:52.906	61	24.197	1:50.561	61	36.633	1:59.144
62	11.727	2:01.420	62	18.951	1:53.215	62	26.001	1:52.684	5	24.266	1:49.526	62	38.877	1:53.302
47	12.426	2:00.982	26	20.469	1:53.426	26	27.414	1:52.579	89	29.854	1:52.173	26	40.283	1:53.230
26	13.034	2:02.292	47	21.735	1:55.300	47	30.462	1:54.361	62	32.283	1:53.038	57	47.334	1:54.545
57	14.144	2:02.795	57	22.338	1:54.185	57	31.231	1:54.527	26	33.761	1:53.103	47	49.995	1:55.547
88	15.214	2:03.285	88	25.945	1:56.722	88	36.417	1:56.106	57	39.497	1:55.022	88	55.306	1:56.289
23	16.025	2:03.462	10	27.331	1:56.452	23	39.258	1:56.966	47	41.156	1:57.450	25	1 LAP	2:26.052
10	16.870	2:03.904	23	27.926	1:57.892	10	39.266	1:57.569	88	45.725	1:56.064	46	1 LAP	2:25.593
80	18.609	2:04.898	80	31.896	1:59.278	80	46.725	2:00.463	23	50.974	1:58.472	23	1:02.489	1:58.223
52	24.550	2:11.657	52	41.755	2:03.196	52	57.545	2:01.424	10	59.891	2:07.381	10	1:11.755	1:58.572
81	24.925	2:11.006	81	42.063	2:03.129	81	58.179	2:01.750	80	1:00.222	2:00.253	80	1:12.126	1:58.612
76	38.380	2:25.029	76	54.472	2:02.083	76	1:09.520	2:00.682	52	1:12.188	2:01.399	52	1:25.757	2:00.277
25	43.531	2:28.510	25	1:23.473	2:25.933				P 81	1:12.902	2:01.479	81	1:26.644	2:00.450
46	49.990	2:32.689	46	1:28.291	2:24.292				P 76	1:23.235	2:00.471	76	1:35.384	1:58.857

HSCC MotorsportAds.co.uk 70s Road Sports Championship

Race 1 - LAP CHART

Lap 6			Lap 7			Lap 8			Lap 9			Lap 10		
No	Behind	Laptime	No	Behind	Laptime	No	Behind	Laptime	No	Behind	Laptime	No	Behind	Laptime
9		1:46.723	9		1:47.337	9		1:48.039	9		1:45.922	9		1:47.856
44	8.228	1:47.208	44	7.556	1:46.665	52	1 LAP	2:02.890	44	7.306	1:46.280	44	6.047	1:46.597
41	8.528	1:47.097	41	8.554	1:47.363	44	6.948	1:47.431	41	10.229	1:48.345	10	1 LAP	1:58.889
1	9.351	1:46.716	1	9.279	1:47.265	41	7.806	1:47.291	1	14.252	1:49.233	80	1 LAP	1:59.024
31	29.587	1:50.878	31	32.681	1:50.431	81	1 LAP	2:03.908	52	1 LAP	2:00.640	41	10.212	1:47.839
65	30.277	1:51.009	65	33.142	1:50.202	1	10.941	1:49.701	81	1 LAP	1:59.499	1	12.220	1:45.824
42	30.633	1:50.559	42	33.902	1:50.606	76	1 LAP	2:05.756	76	1 LAP	1:57.602	52	1 LAP	2:00.170
86	31.408	1:50.203	5	34.163	1:49.892	25	2 LAPS	2:23.331	31	40.004	1:50.763	81	1 LAP	1:59.858
5	31.608	1:48.925	86	35.085	1:51.014	46	2 LAPS	2:24.312	65	40.452	1:50.576	76	1 LAP	1:56.796
61	39.695	1:49.785	61	42.655	1:50.297	31	35.163	1:50.521	5	40.812	1:50.151	31	41.423	1:49.275
89	43.143	1:53.258	89	48.076	1:52.270	65	35.798	1:50.695	42	41.533	1:50.556	5	41.866	1:48.910
62	44.873	1:52.719	26	51.364	1:52.728	5	36.583	1:50.459	86	42.179	1:50.709	65	42.753	1:50.157
26	45.973	1:52.413	62	53.890	1:56.354	42	36.899	1:51.036	61	49.068	1:50.079	42	43.484	1:49.807
57	54.457	1:53.846	57	1:01.074	1:53.954	86	37.392	1:50.346	25	2 LAPS	2:22.454	86	44.402	1:50.079
47	59.558	1:56.286	47	1:08.581	1:56.360	61	44.911	1:50.295	89	58.601	1:52.304	61	51.355	1:50.143
88	1:03.680	1:55.097	88	1:11.136	1:54.793	89	52.219	1:52.182	46	2 LAPS	2:22.455	89	1:03.746	1:53.001
23	1:14.107	1:58.341	23	1:25.105	1:58.335	26	56.402	1:53.077	26	1:03.093	1:52.613	26	1:10.144	1:54.907
10	1:23.491	1:58.459	10	1:33.848	1:57.694	62	59.460	1:53.609	62	1:06.630	1:53.092	62	1:13.413	1:54.639
80	1:23.964	1:58.561	80	1:34.500	1:57.873	57	1:06.305	1:53.270	47	1:25.005	1:55.329	25	2 LAPS	2:20.098
25	1 LAP	2:22.159				P 47	1:15.598	1:55.056	88	1:25.224	1:54.304	47	1:32.023	1:54.874
46	1 LAP	2:23.159				P 88	1:16.842	1:53.745				P 88	1:32.203	1:54.835
52	1:38.641	1:59.607				P 23	1:34.857	1:57.791				P 46	2 LAPS	2:26.287
81	1:40.014	2:00.093				P 10	1:44.338	1:58.529						
76	1:47.276	1:58.615				P 80	1:44.680	1:58.219						

HSCC MotorsportAds.co.uk 70s Road Sports Championship

Race 1 - LAP CHART

Lap 11			Lap 12		
No	Behind	Laptime	No	Behind	Laptime
9		1:47.004	9		1:47.779
44	5.631	1:46.588	44	6.250	1:48.398
41	11.841	1:48.633	1	14.701	1:48.584
1	13.896	1:48.680	41	15.380	1:51.318
10	1 LAP	1:57.900	25	3 LAPS	2:24.767
80	1 LAP	1:57.894	46	3 LAPS	2:21.274
52	1 LAP	1:59.918	10	1 LAP	1:58.045
65	46.974	1:51.225	80	1 LAP	1:58.142
31	47.050	1:52.631	65	48.202	1:49.007
81	1 LAP	2:00.022	5	48.833	1:49.378
5	47.234	1:52.372	31	49.381	1:50.110
42	47.903	1:51.423	86	53.027	1:52.346
86	48.460	1:51.062	42	56.157	1:56.033
76	1 LAP	2:00.959	61	57.612	1:51.427
61	53.964	1:49.613	52	1 LAP	2:02.667
89	1:09.299	1:52.557	81	1 LAP	2:02.142
26	1:17.688	1:54.548	76	1 LAP	2:00.019
62	1:20.060	1:53.651	89	1:13.478	1:51.958
47	1:39.520	1:54.501	26	1:25.529	1:55.620
88	1:40.493	1:55.294	62	1:26.424	1:54.143
		P	47	1:45.947	1:54.206
		P	88	1:46.167	1:53.453
		P			P
					P

HSCC "The School Garage" Historic Road Sports Championship

Race 3 - CLASSIFICATION

POS	NO	CL	NAME	ENTRY	LAPS	TIME	GAP	DIFF	MPH	BEST	ON
1	51	C	Peter SHAW	Lotus Elan	9	18:23.061			64.03	1:59.261	6
2	5	C	Dave RANDALL	Ginetta G4	9	18:23.427	0.366	0.366	64.01	1:57.923	9
3	65	A	Julian DODD	TVR Griffith	9	18:33.348	10.287	9.921	63.44	2:00.526	6
4	46	C	Paul TOOMS	Lotus Elan S4	9	18:45.869	22.808	12.521	62.73	1:58.781	8
5	69	C	Andy SHEPHERD	Lotus Seven S2	9	19:12.593	49.532	26.724	61.28	2:03.217	9
6	2	D	Robert BARRIE	Porsche 911	9	19:13.704	50.643	1.111	61.22	2:03.817	9
7	54	C	Martin HALLIDAY	Lotus Seven S3	9	19:38.401	1:15.340	24.697	59.93	2:06.783	5
8	22	F	John FITZGERALD	Turner Mk2	9	19:38.997	1:15.936	0.596	59.90	2:07.208	7
9	86	C	John WARD	TVR Vixen S2	9	19:59.465	1:36.404	20.468	58.88	2:06.783	8
10	78	B	Jonathon RUSHTON	Morgan Plus 4	9	19:59.998	1:36.937	0.533	58.86	2:06.166	9
11	63	B	Colin SHARP	Triumph TR5	9	20:09.699	1:46.638	9.701	58.38	2:10.115	8
12	71	E	Dick COFFEY	Turner Mk1	9	20:10.302	1:47.241	0.603	58.35	2:10.129	8
13	66	B	Mark HOBLE	Morgan Plus 4	8	18:32.195	1 lap	1 lap	56.45	2:13.392	8
14	60	D	Dickon PARNELL	Triumph GT6 Mk2	8	18:32.562	1 lap	0.367	56.43	2:13.259	8
15	41	E	Daniel JORDAN	Fairthorpe Electon Mk2	8	18:56.243	1 lap	23.681	55.25	2:15.848	7
16	30	F	Tim BURRETT	Lancia Aurelia B20	8	18:56.743	1 lap	0.500	55.23	2:15.408	8
17	19	F	Chris GAWNE	Lancia Aurelia B20	8	18:58.301	1 lap	1.558	55.15	2:15.655	8
18	88	B	Andrew SOMERVILLE	Triumph TR4	8	19:57.133	1 lap	58.832	52.44	2:24.566	7

NOT CLASSIFIED

DNF	82	C	Mark WILSON	Lotus Elan S4	1	2:42.316	8 laps	7 laps	48.35	2:34.706	1
-----	----	---	-------------	---------------	---	----------	--------	--------	-------	----------	---

FASTEST LAP

2	D	Robert BARRIE	Porsche 911	9	2:03.817	63.38 mph	102.00 kph
5	C	Dave RANDALL	Ginetta G4	9	1:57.923	66.55 mph	107.10 kph
22	F	John FITZGERALD	Turner Mk2	7	2:07.208	61.69 mph	99.28 kph
71	E	Dick COFFEY	Turner Mk1	8	2:10.129	60.30 mph	97.05 kph
78	B	Jonathon RUSHTON	Morgan Plus 4	9	2:06.166	62.20 mph	100.10 kph
65	A	Julian DODD	TVR Griffith	6	2:00.526	65.11 mph	104.79 kph

Weather / Track : Cloudy / Wet

These results are provisional until the conclusion of any judicial and technical matters.

Cadwell Park
Circuit Length = 2.1800 miles
Start: 14:19 End: 14:40

Clerk of Course :	Timekeeper :
-------------------	--------------

HSCC "The School Garage" Historic Road Sports Championship

Race 3 - LAP CHART

Lap 1			Lap 2			Lap 3			Lap 4			Lap 5		
No	Behind	Laptime	No	Behind	Laptime	No	Behind	Laptime	No	Behind	Laptime	No	Behind	Laptime
65		2:08.243	65		2:04.458	65		2:04.132	51		2:00.191	51		1:59.472
51	0.761	2:09.733	51	0.932	2:04.629	51	0.636	2:03.836	65	1.618	2:02.445	65	2.933	2:00.787
46	1.446	2:09.816	5	1.823	2:04.112	5	1.062	2:03.371	46	1.915	2:01.202	46	3.368	2:00.925
5	2.169	2:11.360	46	2.340	2:05.352	46	1.540	2:03.332	5	2.543	2:02.308	5	4.202	2:01.131
54	7.486	2:15.222	54	15.800	2:12.772	69	21.033	2:06.520	69	28.401	2:08.195	69	33.206	2:04.277
63	13.970	2:21.424	69	18.645	2:09.069	2	22.933	2:06.235	2	29.204	2:07.098	2	33.911	2:04.179
69	14.034	2:22.188	2	20.830	2:10.136	54	23.135	2:11.467	54	31.593	2:09.285	54	38.904	2:06.783
22	14.900	2:21.518	22	23.449	2:13.007	22	28.853	2:09.536	22	37.212	2:09.186	22	46.407	2:08.667
2	15.152	2:21.014	63	28.085	2:18.573	63	38.357	2:14.404	63	50.366	2:12.836	63	1:01.997	2:11.103
71	16.730	2:24.183	71	28.702	2:16.430	86	38.925	2:13.917	86	50.949	2:12.851	86	1:03.020	2:11.543
86	17.484	2:23.491	86	29.140	2:16.114	71	39.769	2:15.199	71	51.544	2:12.602	71	1:04.024	2:11.952
78	18.516	2:23.759	78	30.211	2:16.153	78	40.614	2:14.535	78	52.140	2:12.353	78	1:04.823	2:12.155
66	23.867	2:29.178	66	43.560	2:24.151	66	57.926	2:18.498	66	1:12.686	2:15.587	66	1:28.859	2:15.645
60	25.621	2:29.905	60	44.147	2:22.984	60	58.625	2:18.610	60	1:13.126	2:15.328	60	1:29.033	2:15.379
41	26.927	2:30.802	41	45.855	2:23.386	41	1:00.046	2:18.323	41	1:16.488	2:17.269	41	1:33.602	2:16.586
30	30.005	2:33.677	30	49.766	2:24.219	30	1:05.545	2:19.911	30	1:24.839	2:20.121	30	1:45.181	2:19.814
82	30.274	2:34.706	19	50.609	2:22.993	19	1:06.672	2:20.195	19	1:25.910	2:20.065	19	1:46.097	2:19.659
19	32.074	2:35.344	88	1:00.544	2:30.491	88	1:25.375	2:28.963	88	1:51.051	2:26.503			P
88	34.511	2:37.511			P			P			P			P

HSCC "The School Garage" Historic Road Sports Championship

Race 3 - LAP CHART

Lap 6			Lap 7			Lap 8			Lap 9			
No	Behind	Laptime	No	Behind	Laptime	No	Behind	Laptime	No	Behind	Laptime	
51		1:59.261	51		2:00.990	51		2:01.507	51		2:00.372	
65	4.198	2:00.526	30	1 LAP	2:17.742	5	2.815	1:59.455	5	0.366	1:57.923	
46	4.926	2:00.819	65	3.780	2:00.572	41	1 LAP	2:15.848	66	1 LAP	2:13.392	
5	5.539	2:00.598	19	1 LAP	2:17.957	65	5.313	2:03.040	60	1 LAP	2:13.259	
88	1 LAP	2:26.372	5	4.867	2:00.318	30	1 LAP	2:17.481	65	10.287	2:05.346	
69	39.021	2:05.076	46	25.653	2:21.717	19	1 LAP	2:17.661	46	22.808	2:00.253	
2	39.714	2:05.064	69	43.218	2:05.187	46	22.927	1:58.781	41	1 LAP	2:29.962	
54	49.064	2:09.421	2	43.827	2:05.103	69	46.687	2:04.976	30	1 LAP	2:15.408	
22	54.993	2:07.847	88	1 LAP	2:26.322	2	47.198	2:04.878	19	1 LAP	2:15.655	
63	1:15.826	2:13.090	54	56.751	2:08.677	54	1:06.859	2:11.615	69	49.532	2:03.217	
86	1:16.113	2:12.354	22	1:01.211	2:07.208	88	1 LAP	2:24.566	2	50.643	2:03.817	
78	1:17.088	2:11.526	86	1:24.174	2:09.051	22	1:07.733	2:08.029	54	1:15.340	2:08.853	
71	1:17.662	2:12.899	78	1:25.065	2:08.967	86	1:29.450	2:06.783	22	1:15.936	2:08.575	
66	1:43.767	2:14.169	63	1:27.360	2:12.524	78	1:31.143	2:07.585	88	1 LAP	2:27.363	
60	1:44.128	2:14.356	71	1:27.997	2:11.325	63	1:35.968	2:10.115	86	1:36.404	2:07.326	
41	1:50.241	2:15.900	66	1:57.621	2:14.844	71	1:36.619	2:10.129	78	1:36.937	2:06.166	
		P	60	1:58.121	2:14.983				P	63	1:46.638	2:11.042
		P							P	71	1:47.241	2:10.994
		P							P			P

Classic Racing Car Championship supported by Chartland Properties Ltd

Race 4 - CLASSIFICATION

POS	NO	CL	NAME	ENTRY	LAPS	TIME	GAP	DIFF	MPH	BEST	ON
1	77	Inv	Chris ALFORD	Palliser WDB2	9	17:50.491			65.98	1:56.308	8
2	2	F	Michael LYONS	Merlyn Mk11A	9	17:57.310	6.819	6.819	65.56	1:56.607	7
3	22	E2	Ian GRAY	Brabham BT16	9	18:10.712	20.221	13.402	64.75	1:57.979	5
4	44	E4	Michael SCOTT	March 702	9	18:22.094	31.603	11.382	64.08	1:59.251	9
5	61	B	Simon DIFFEY	Lotus 20	9	18:55.909	1:05.418	33.815	62.18	1:59.104	9
6	65	E4	Frank LYONS	Merlyn Mk10	9	19:07.829	1:17.338	11.920	61.53	2:01.561	9
7	16	F	Neil DAVIES	Lotus 61MX	9	19:08.774	1:18.283	0.945	61.48	2:01.588	9
8	66	F	Gregory THORNTON	Titan Mk4	9	19:23.493	1:33.002	14.719	60.70	2:04.493	9
9	50	B	Nicholas COLYVAS	Lotus 27	9	19:24.449	1:33.958	0.956	60.65	2:00.032	8
10	3	F	Chris ATKINSON	Merlyn Mk20	9	19:24.450	1:33.959	0.001	60.65	2:05.307	9
11	25	E4	John COUNSELL	Brabham BT23C	9	19:33.934	1:43.443	9.484	60.16	2:00.912	9
12	81	D	Stephen WILKINSON	Brabham BT21	9	19:35.363	1:44.872	1.429	60.09	2:00.445	9
13	26	D	Steven HART	Brabham BT15	9	19:37.389	1:46.898	2.026	59.99	2:00.643	9
14	56	E2	Cliff GIDDENS	Brabham BT16	9	19:40.144	1:49.653	2.755	59.85	2:04.829	8
15	62	E2	Alasdair PIKE	Brabham BT21	9	19:42.160	1:51.669	2.016	59.74	2:04.512	9
16	1	C	Anthony GODDARD	Merlyn Mk9	9	19:52.212	2:01.721	10.052	59.24	2:05.503	9
17	73	E2	John RAND	Palliser WDB2	9	19:52.942	2:02.451	0.730	59.20	2:04.960	9
18	6	E2	Richard DAVIES	Brabham BT28	8	18:19.979	1 lap	1 lap	57.07	2:10.173	8

NOT CLASSIFIED

DNF	35	D	David PULLEN	Chevron B17	3	7:31.967	6 laps	5 laps	52.09	2:25.271	3
-----	----	---	--------------	-------------	---	----------	--------	--------	-------	----------	---

FASTEST LAP

1	C	Anthony GODDARD	Merlyn Mk9	9	2:05.503	62.53 mph	100.63 kph
2	F	Michael LYONS	Merlyn Mk11A	7	1:56.607	67.30 mph	108.31 kph
22	E2	Ian GRAY	Brabham BT16	5	1:57.979	66.52 mph	107.05 kph
44	E4	Michael SCOTT	March 702	9	1:59.251	65.81 mph	105.91 kph
81	D	Stephen WILKINSON	Brabham BT21	9	2:00.445	65.15 mph	104.86 kph
77	Inv	Chris ALFORD	Palliser WDB2	8	1:56.308	67.47 mph	108.59 kph
61	B	Simon DIFFEY	Lotus 20	9	1:59.104	65.89 mph	106.04 kph

Weather / Track : Cloudy / Damp

These results are provisional until the conclusion of any judicial and technical matters.

Cadwell Park
Circuit Length = 2.1800 miles
Start: 14:53 End: 15:13

Clerk of Course :

Timekeeper :

Classic Racing Car Championship supported by Chartland Properties Ltd

Race 4 - LAP CHART

Lap 1			Lap 2			Lap 3			Lap 4			Lap 5		
No	Behind	Laptime	No	Behind	Laptime	No	Behind	Laptime	No	Behind	Laptime	No	Behind	Laptime
77		2:03.046	77		2:00.054	77		1:58.477	77		1:58.286	77		1:57.973
22	2.302	2:06.214	22	2.150	1:59.902	22	2.508	1:58.835	22	3.666	1:59.444	22	3.672	1:57.979
2	2.888	2:06.399	2	3.130	2:00.296	2	5.749	2:01.096	2	5.401	1:57.938	2	5.025	1:57.597
44	5.482	2:08.159	44	7.727	2:02.299	44	10.522	2:01.272	44	14.582	2:02.346	44	17.908	2:01.299
56	14.048	2:16.313	65	25.422	2:10.565	65	33.885	2:06.940	65	41.492	2:05.893	65	50.127	2:06.608
16	14.356	2:15.240	16	27.193	2:12.891	16	36.113	2:07.397	16	44.920	2:07.093	61	50.794	2:02.185
65	14.911	2:16.691	66	30.334	2:13.461	66	41.312	2:09.455	61	46.582	2:03.139	16	51.823	2:04.876
66	16.927	2:17.950	3	30.653	2:12.331	3	41.455	2:09.279	66	49.599	2:06.573	66	57.931	2:06.305
3	18.376	2:18.671	56	32.288	2:18.294	61	41.729	2:05.234	3	49.845	2:06.676	3	58.222	2:06.350
25	18.923	2:20.409	61	34.972	2:12.708	56	46.045	2:12.234	56	58.691	2:10.932	56	1:11.087	2:10.369
73	20.839	2:21.675	25	35.783	2:16.914	25	49.660	2:12.354	25	59.851	2:08.477	25	1:12.137	2:10.259
1	21.170	2:20.342	73	36.746	2:15.961	1	52.006	2:13.087	1	1:05.171	2:11.451	50	1:15.909	2:08.259
6	21.896	2:21.657	1	37.396	2:16.280	6	52.559	2:12.978	50	1:05.623	2:10.104	62	1:18.097	2:08.485
61	22.318	2:20.767	6	38.058	2:16.216	73	53.804	2:15.535	62	1:07.585	2:10.624	1	1:18.277	2:11.079
26	23.923	2:23.991	62	38.976	2:14.406	50	53.805	2:11.782	73	1:08.571	2:13.053	26	1:18.728	2:07.235
62	24.624	2:23.704	26	40.080	2:16.211	62	55.247	2:14.748	81	1:08.901	2:11.326	81	1:19.361	2:08.433
81	25.046	2:23.697	50	40.500	2:07.340	26	55.707	2:14.104	26	1:09.466	2:12.045	73	1:24.251	2:13.653
50	33.214	2:30.245	81	40.575	2:15.583	81	55.861	2:13.763	6	1:23.950	2:29.677	6	1:37.664	2:11.687
35	33.215	2:30.245	35	1:00.040	2:26.879	35	1:26.834	2:25.271				P		P

Classic Racing Car Championship supported by Chartland Properties Ltd

Race 4 - LAP CHART

Lap 6			Lap 7			Lap 8			Lap 9		
No	Behind	Laptime	No	Behind	Laptime	No	Behind	Laptime	No	Behind	Laptime
77		1:57.481	77		1:57.533	77		1:56.308	77		1:57.777
2	4.935	1:57.391	2	4.009	1:56.607	2	7.896	2:00.195	2	6.819	1:56.700
22	6.830	2:00.639	22	10.508	2:01.211	22	16.241	2:02.041	22	20.221	2:01.757
44	23.316	2:02.889	44	25.556	1:59.773	6	1 LAP	2:18.405	6	1 LAP	2:10.173
61	56.015	2:02.702	61	1:00.334	2:01.852	44	30.129	2:00.881	44	31.603	1:59.251
65	57.471	2:04.825	16	1:05.874	2:05.514	61	1:04.091	2:00.065	61	1:05.418	1:59.104
16	57.893	2:03.551	65	1:06.933	2:06.995	65	1:13.554	2:02.929	65	1:17.338	2:01.561
66	1:06.981	2:06.531	66	1:16.560	2:07.112	16	1:14.472	2:04.906	16	1:18.283	2:01.588
3	1:08.215	2:07.474	3	1:16.791	2:06.109	66	1:26.286	2:06.034	66	1:33.002	2:04.493
50	1:21.576	2:03.148	50	1:26.906	2:02.863	3	1:26.429	2:05.946	50	1:33.958	2:01.105
25	1:24.268	2:09.612	25	1:30.400	2:03.665	50	1:30.630	2:00.032	3	1:33.959	2:05.307
56	1:24.772	2:11.166	56	1:33.200	2:05.961	25	1:40.308	2:06.216	25	1:43.443	2:00.912
62	1:25.595	2:04.979	62	1:34.517	2:06.455	56	1:41.721	2:04.829	81	1:44.872	2:00.445
26	1:26.246	2:04.999	26	1:35.690	2:06.977	81	1:42.204	2:02.527	26	1:46.898	2:00.643
81	1:26.680	2:04.800	81	1:35.985	2:06.838	26	1:44.032	2:04.650	56	1:49.653	2:05.709
1	1:32.528	2:11.732	1	1:44.497	2:09.502	62	1:44.934	2:06.725	62	1:51.669	2:04.512
73	1:36.358	2:09.588	73	1:44.964	2:06.139	1	1:53.995	2:05.806	1	2:01.721	2:05.503
6	1:52.528	2:12.345				73	1:55.268	2:06.612	73	2:02.451	2:04.960
		P			P			P			P

HSCC Guards Trophy Championship

Race 5 - CLASSIFICATION

POS	NO	CL	NAME	ENTRY	LAPS	TIME	GAP	DIFF	MPH	BEST	ON
1	2	SRD	Stuart TIZZARD	Lenham Spider	10	18:57.851			68.97	1:47.739	7
2	66	SRD	THOMPSON/MCCLURG	Chevron B6	10	19:00.251	2.400	2.400	68.82	1:47.903	10
3	11	SRB	Andy SHEPHERD	Lotus 23C	10	19:09.250	11.399	8.999	68.28	1:49.201	7
4	65	B1	Peter THOMPSON	Marcos 1800 GT	10	19:41.590	43.739	32.340	66.41	1:53.328	6
5	7	SRB	John MONSON	Lola Mk1	10	20:01.433	1:03.582	19.843	65.32	1:54.086	9
6	55	C2	Paul CASTALDINI	Jaguar E-Type	10	20:02.113	1:04.262	0.680	65.28	1:55.289	9
7	5	C2	Michael MOORE	Jaguar E-Type	10	20:02.804	1:04.953	0.691	65.24	1:54.874	9
8	90	B1	Stephen BOND	Lotus Elan 26R	10	20:09.100	1:11.249	6.296	64.90	1:56.167	10
9	26	B1	Steve SEAMAN	Lotus Elan 26R	10	20:10.390	1:12.539	1.290	64.83	1:55.135	10
10	21	B2	Robert BARRIE	Porsche 911	10	20:13.202	1:15.351	2.812	64.68	1:58.008	7
11	17	C2	Robert FARRELL	Jaguar E-Type	10	20:19.289	1:21.438	6.087	64.36	1:56.375	10
12	47	B2	GIBSON/SURTEES	MGB	9	20:01.434	1 lap	1 lap	58.79	2:07.571	9
13	23	B2	Douglas MARTIN	Alfa Romeo Guilia Spyder	9	20:02.675	1 lap	1.241	58.72	2:07.963	9

FASTEST LAP

2	SRD	Stuart TIZZARD	Lenham Spider	7	1:47.739	72.84 mph	117.22 kph
5	C2	Michael MOORE	Jaguar E-Type	9	1:54.874	68.31 mph	109.94 kph
11	SRB	Andy SHEPHERD	Lotus 23C	7	1:49.201	71.86 mph	115.66 kph
21	B2	Robert BARRIE	Porsche 911	7	1:58.008	66.50 mph	107.02 kph
65	B1	Peter THOMPSON	Marcos 1800 GT	6	1:53.328	69.25 mph	111.44 kph

Weather / Track : Cloudy / Drying

These results are provisional until the conclusion of any judicial and technical matters.

Cadwell Park
Circuit Length = 2.1800 miles
Start: 15:29 End: 15:49

Clerk of Course :

Timekeeper :

HSCC Guards Trophy Championship

Race 5 - LAP CHART

Lap 1			Lap 2			Lap 3			Lap 4			Lap 5		
No	Behind	Laptime	No	Behind	Laptime	No	Behind	Laptime	No	Behind	Laptime	No	Behind	Laptime
2		2:01.589	2		1:59.478	2		1:57.657	2		1:55.310	2		1:52.668
66	4.504	2:05.852	66	8.156	2:03.130	66	7.920	1:57.421	66	8.293	1:55.683	66	6.556	1:50.931
65	7.682	2:08.020	65	10.250	2:02.046	65	12.339	1:59.746	11	10.313	1:53.068	11	8.216	1:50.571
55	8.349	2:07.784	55	11.706	2:02.835	11	12.555	1:57.850	65	14.080	1:57.051	65	15.270	1:53.858
5	9.570	2:08.668	11	12.362	2:02.046	55	15.073	2:01.024	55	19.990	2:00.227	55	27.593	2:00.271
11	9.794	2:09.285	5	13.548	2:03.456	5	16.469	2:00.578	5	20.969	1:59.810	5	28.650	2:00.349
90	11.838	2:10.620	90	15.549	2:03.189	7	17.595	1:59.198	7	21.756	1:59.471	7	29.166	2:00.078
7	12.947	2:11.008	7	16.054	2:02.585	90	18.932	2:01.040	90	23.022	1:59.400	90	30.568	2:00.214
21	13.877	2:10.681	21	17.139	2:02.740	21	19.936	2:00.454	21	24.309	1:59.683	21	31.402	1:59.761
17	18.190	2:16.194	17	23.542	2:04.830	26	26.804	1:59.962	26	31.861	2:00.367	26	38.377	1:59.184
26	18.697	2:15.921	26	24.499	2:05.280	17	29.856	2:03.971	17	35.210	2:00.664	17	42.777	2:00.235
47	26.434	2:22.797	47	44.236	2:17.280	47	1:00.699	2:14.120	47	1:18.288	2:12.899	47	1:36.039	2:10.419
23	27.092	2:23.206	23	45.223	2:17.609	23	1:01.695	2:14.129	23	1:19.183	2:12.798	23	1:36.920	2:10.405


HSCC Guards Trophy Championship

Race 5 - LAP CHART

Lap 6			Lap 7			Lap 8			Lap 9			Lap 10		
No	Behind	Laptime	No	Behind	Laptime	No	Behind	Laptime	No	Behind	Laptime	No	Behind	Laptime
2		1:50.088	2		1:47.739	2		1:49.790	2		1:50.833	2		1:50.188
66	6.225	1:49.757	66	8.082	1:49.596	66	6.790	1:48.498	66	4.685	1:48.728	66	2.400	1:47.903
11	8.556	1:50.428	47	1 LAP	2:09.993	11	12.060	1:51.832	11	12.013	1:50.786	11	11.399	1:49.574
65	18.510	1:53.328	23	1 LAP	2:09.973	47	1 LAP	2:10.666	65	37.677	1:57.567	65	43.739	1:56.250
55	35.948	1:58.443	11	10.018	1:49.201	23	1 LAP	2:10.426	47	1 LAP	2:07.952	7	1:03.582	1:57.249
5	36.997	1:58.435	65	25.232	1:54.461	65	30.943	1:55.501	23	1 LAP	2:08.180	47	1 LAP	2:07.571
7	37.755	1:58.677	55	46.738	1:58.529	7	53.268	1:55.770	7	56.521	1:54.086	55	1:04.262	1:55.462
90	38.703	1:58.223	7	47.288	1:57.272	55	54.532	1:57.584	55	58.988	1:55.289	23	1 LAP	2:07.963
21	40.856	1:59.542	5	47.858	1:58.600	5	55.378	1:57.310	5	59.419	1:54.874	5	1:04.953	1:55.722
26	46.459	1:58.170	90	48.944	1:57.980	90	57.338	1:58.184	90	1:05.270	1:58.765	90	1:11.249	1:56.167
17	51.301	1:58.612	21	51.125	1:58.008	21	59.849	1:58.514	21	1:07.198	1:58.182	26	1:12.539	1:55.135
			P 26	55.717	1:56.997	26	1:02.170	1:56.243	26	1:07.592	1:56.255	21	1:15.351	1:58.341
			P 17	1:01.751	1:58.189	17	1:09.053	1:57.092	17	1:15.251	1:57.031	17	1:21.438	1:56.375

HSCC Guards Trophy Championship

Race 9 - GRID

ROW 7		23 Douglas MARTIN
ROW 6	47 GIBSON/SURTEES	17 Robert FARRELL
ROW 5	21 Robert BARRIE	26 Steve SEAMAN
ROW 4	90 Stephen BOND	5 Michael MOORE
ROW 3	55 Paul CASTALDINI	7 John MONSON
ROW 2	65 Peter THOMPSON	11 Andy SHEPHERD
ROW 1	66 THOMPSON/MCCLURG	1:39.490 2 Stuart TIZZARD
Pole		
		

Cadwell Park
Circuit Length = 2.1800 miles

Clerk of Course :		Timekeeper :

Historic Formula Ford 2000

Race 6 - CLASSIFICATION

POS	NO	CL	NAME	ENTRY	LAPS	TIME	GAP	DIFF	MPH	BEST	ON
1	9		Adam ORMANDY	Reynard SF78	11	17:42.858			81.22	1:34.159	8
2	35		Colin WRIGHT	Reynard SF79	11	17:43.027	0.169	0.169	81.21	1:34.108	10
3	72		Andrew STORER	Royale RP27	11	17:50.024	7.166	6.997	80.67	1:34.835	8
4	60		Nigel GRANT	Delta T78	11	17:55.683	12.825	5.659	80.25	1:34.439	8
5	45		Trevor ARKELL	Reynard SF81	11	18:08.455	25.597	12.772	79.31	1:36.061	6
6	44		Stephen GARDINER	Reynard SF80	11	18:08.640	25.782	0.185	79.29	1:36.105	6
7	6		Jeremy MAIN	Reynard SF79	11	18:27.041	44.183	18.401	77.98	1:38.276	11
8	29		Eric HOULT	Lola T580	11	18:27.718	44.860	0.677	77.93	1:37.185	11
9	28		Jonny DIMSDALE	Reynard RF78	11	18:45.954	1:03.096	18.236	76.67	1:38.685	11
10	25		Antony RAINE	Merlyn MK28	11	18:46.973	1:04.115	1.019	76.60	1:38.621	11
11	23		Terry SWINSON	Reynard SF79	11	18:54.066	1:11.208	7.093	76.12	1:40.072	7
12	54		Peter RICHARDS	Delta T79	11	18:54.067	1:11.209	0.001	76.12	1:39.040	10
13	65		Peter DENHAM	Reynard SF78	11	18:54.926	1:12.068	0.859	76.06	1:40.602	9
14	7		Derek WATLING	Reynard SF79	11	18:55.345	1:12.487	0.419	76.03	1:38.693	11
15	1		Paul DUKES	Reynard SF79	11	18:57.765	1:14.907	2.420	75.87	1:40.956	9
16	43		Jan LANGDON	Reynard SF78	11	18:58.459	1:15.601	0.694	75.82	1:40.769	10
17	26		Stephen POPE	Reynard SF79	11	18:59.450	1:16.592	0.991	75.76	1:40.825	10
18	49		Tom MILLS	Delta T80	11	19:00.284	1:17.426	0.834	75.70	1:37.459	11
19	27		Lou WATTS	Reynard SF78	10	17:49.174	1 lap	1 lap	73.40	1:43.297	4
20	51		John TAYLOR	Delta T79	10	18:04.116	1 lap	14.942	72.39	1:43.339	10
21	36		James LEDAMUN	Crossle 51F	10	18:10.877	1 lap	6.761	71.94	1:44.816	4

NOT CLASSIFIED

DNF	14		Iain ROWLEY	Delta T79	10	16:58.462	1 lap		77.05	1:37.127	10
DNF	33		R ATKINSON-WILLES	Reynard SF79	10	17:42.356	1 lap	43.894	73.87	1:37.460	8
DNF	34		Dale SPRUCE	Reynard SF79	7	11:21.485	4 laps	3 laps	80.61	1:34.893	6
DNF	83		Jonathan LUCAS	Reynard SF79	6	11:07.458	5 laps	1 lap	70.54	1:44.190	5
DNF	98		Thomas BRIMBLECOMBE	Lola T580	2	3:25.050	9 laps	4 laps	76.54	1:37.609	2

FASTEST LAP

	35		Colin WRIGHT	Reynard SF79	10	1:34.108		83.39 mph		134.21 kph	
--	----	--	--------------	--------------	----	----------	--	-----------	--	------------	--

Weather / Track : Cloudy / Drying

These results are provisional until the conclusion of any judicial and technical matters.

Cadwell Park
Circuit Length = 2.1800 miles
Start: 16:02 End: 16:22

Clerk of Course :

Timekeeper :

Historic Formula Ford 2000

Race 6 - LAP CHART

Lap 1			Lap 2			Lap 3			Lap 4			Lap 5		
No	Behind	Laptime	No	Behind	Laptime	No	Behind	Laptime	No	Behind	Laptime	No	Behind	Laptime
35		1:42.443	35		1:37.146	35		1:36.578	35		1:36.235	35		1:35.829
9	1.588	1:43.289	9	2.000	1:37.558	9	1.908	1:36.486	9	1.716	1:36.043	9	1.015	1:35.128
34	2.166	1:43.251	34	2.851	1:37.831	34	2.607	1:36.334	34	2.143	1:35.771	34	1.508	1:35.194
98	3.088	1:45.053	98	3.551	1:37.609	60	3.757	1:36.301	60	2.771	1:35.249	60	1.984	1:35.042
60	3.510	1:44.067	60	4.034	1:37.670	72	4.669	1:36.160	72	4.218	1:35.784	72	3.554	1:35.165
72	4.044	1:45.309	72	5.087	1:38.189	44	14.452	1:39.848	44	15.935	1:37.718	44	16.642	1:36.536
1	6.438	1:46.793	1	10.996	1:41.704	45	15.613	1:40.348	45	17.128	1:37.750	45	17.563	1:36.264
44	7.255	1:47.450	44	11.182	1:41.073	1	18.186	1:43.768	6	21.430	1:39.373	6	24.304	1:38.703
45	8.060	1:47.405	45	11.843	1:40.929	6	18.292	1:40.474	29	24.482	1:41.140	29	26.937	1:38.284
29	9.185	1:48.913	29	14.327	1:42.288	29	19.577	1:41.828	1	26.886	1:44.935	23	31.938	1:40.880
23	9.687	1:48.818	6	14.396	1:41.854	23	20.071	1:41.066	23	26.887	1:43.051	14	32.259	1:40.389
6	9.688	1:48.818	23	15.583	1:43.042	28	20.626	1:40.829	28	27.013	1:42.622	25	33.398	1:41.640
14	10.767	1:50.212	28	16.375	1:42.521	25	22.994	1:41.011	25	27.587	1:40.828	28	33.836	1:42.652
28	11.000	1:49.444	25	18.561	1:43.216	65	23.742	1:41.350	14	27.699	1:39.719	1	36.706	1:45.649
25	12.491	1:50.899	65	18.970	1:43.415	14	24.215	1:40.756	65	30.393	1:42.886	65	36.966	1:42.402
65	12.701	1:51.836	14	20.037	1:46.416	54	26.351	1:42.453	54	32.266	1:42.150	54	38.323	1:41.886
54	13.940	1:51.891	54	20.476	1:43.682	26	27.526	1:42.868	26	34.224	1:42.933	26	40.059	1:41.664
26	15.055	1:53.089	26	21.236	1:43.327	43	29.715	1:43.890	43	34.958	1:41.478	43	41.096	1:41.967
43	15.702	1:53.352	43	22.403	1:43.847	7	30.032	1:43.807	7	35.192	1:41.395	7	41.336	1:41.973
7	16.005	1:53.720	7	22.803	1:43.944	49	33.087	1:44.323	49	36.921	1:40.069	49	41.650	1:40.558
27	17.278	1:54.521	27	25.054	1:44.922	27	34.593	1:46.117	27	41.655	1:43.297	27	51.598	1:45.772
49	17.934	1:54.712	49	25.342	1:44.554	36	44.947	1:48.181	36	53.528	1:44.816	36	1:02.810	1:45.111
83	20.446	1:58.015	83	32.812	1:49.512	83	46.230	1:49.996	83	54.652	1:44.657	83	1:03.013	1:44.190
36	21.286	1:57.163	36	33.344	1:49.204	51	47.361	1:48.382	51	56.518	1:45.392	51	1:05.587	1:44.898
51	22.805	1:59.160	51	35.557	1:49.898	33	1:00.967	1:42.723	33	1:04.516	1:39.784	33	1:07.464	1:38.777
33	51.343	2:31.247	33	54.822	1:40.625									

Historic Formula Ford 2000

Race 6 - LAP CHART

Lap 6			Lap 7			Lap 8			Lap 9			Lap 10		
No	Behind	Laptime	No	Behind	Laptime	No	Behind	Laptime	No	Behind	Laptime	No	Behind	Laptime
35		1:34.565	35		1:34.544	35		1:34.181	35		1:36.280	35		1:34.108
9	1.565	1:35.115	9	1.787	1:34.766	9	1.765	1:34.159	9	0.906	1:35.421	9	1.583	1:34.785
34	1.836	1:34.893	34	2.235	1:34.943	60	3.069	1:34.439	60	3.491	1:36.702	60	4.127	1:34.744
60	2.327	1:34.908	60	2.811	1:35.028	72	7.190	1:34.835	36	1 LAP	1:47.826	72	9.039	1:36.834
72	5.224	1:36.235	72	6.536	1:35.856	45	23.325	1:36.858	51	1 LAP	1:48.169	51	1 LAP	1:45.877
44	18.182	1:36.105	44	20.167	1:36.529	44	24.026	1:38.040	72	6.313	1:35.403	36	1 LAP	1:46.503
45	19.059	1:36.061	45	20.648	1:36.133	6	37.486	1:39.458	45	23.999	1:36.954	45	26.261	1:36.370
6	28.140	1:38.401	6	32.209	1:38.613	29	38.430	1:39.592	44	24.765	1:37.019	44	27.589	1:36.932
29	29.860	1:37.488	29	33.019	1:37.703	14	50.128	1:38.058	6	40.359	1:39.153	6	44.946	1:38.695
14	40.384	1:42.690	14	46.251	1:40.411	28	54.190	1:39.812	29	41.015	1:38.865	29	46.714	1:39.807
25	42.134	1:43.301	25	48.521	1:40.931	25	55.212	1:40.872	14	51.624	1:37.776	14	54.643	1:37.127
28	42.146	1:42.875	28	48.559	1:40.957	23	57.154	1:41.577	28	57.699	1:39.789	28	1:03.450	1:39.859
23	44.230	1:46.857	23	49.758	1:40.072	65	58.661	1:40.898	25	58.462	1:39.530	25	1:04.533	1:40.179
65	44.749	1:42.348	65	51.944	1:41.739	1	59.897	1:41.078	23	1:02.006	1:41.132	23	1:08.858	1:40.960
1	46.256	1:44.115	1	53.000	1:41.288	54	1:00.044	1:41.034	65	1:02.983	1:40.602	65	1:09.644	1:40.769
54	46.456	1:42.698	54	53.191	1:41.279	26	1:00.759	1:41.053	1	1:04.573	1:40.956	54	1:09.793	1:39.040
26	47.353	1:41.859	26	53.887	1:41.078	43	1:01.556	1:41.091	54	1:04.861	1:41.097	1	1:11.889	1:41.424
43	47.940	1:41.409	43	54.646	1:41.250	7	1:03.480	1:42.463	43	1:06.156	1:40.880	43	1:12.817	1:40.769
7	48.111	1:41.340	7	55.198	1:41.631	49	1:12.086	1:50.799	7	1:06.603	1:39.403	7	1:12.833	1:40.338
49	48.428	1:41.343	49	55.468	1:41.584	27	1:23.132	1:44.642	26	1:07.731	1:43.252	26	1:14.448	1:40.825
27	1:02.238	1:45.205	27	1:12.671	1:44.977	33	1:23.336	1:37.460	49	1:15.509	1:39.703	49	1:19.006	1:37.605
36	1:15.906	1:47.661	33	1:20.057	1:38.551				27	1:32.078	1:45.226	33	1:38.537	1:39.949
33	1:16.050	1:43.151	36	1:27.294	1:45.932				33	1:32.696	1:45.640			
51	1:16.859	1:45.837	51	1:27.481	1:45.166									
83	1:22.752	1:54.304												

HSCC/HRSR Bybox Historic Racing Saloon Car Championship

Race 7 - restart - LAP CHART

Lap 1			Lap 2			Lap 3			Lap 4			Lap 5		
No	Behind	Laptime	No	Behind	Laptime	No	Behind	Laptime	No	Behind	Laptime	No	Behind	Laptime
3		1:51.378	3		1:47.748	3		1:48.241	3		1:48.111	3		1:48.610
54	1.434	1:52.546	54	3.070	1:49.384	54	3.007	1:48.178	54	3.278	1:48.382	54	2.474	1:47.806
69	3.424	1:54.005	69	4.156	1:48.480	69	4.293	1:48.378	69	5.130	1:48.948	69	5.497	1:48.977
1	4.530	1:55.048	1	7.518	1:50.736	1	11.119	1:51.842	1	14.483	1:51.475	1	17.554	1:51.681
49	6.798	1:56.688	49	11.590	1:52.540	49	16.383	1:53.034	85	20.946	1:52.159	85	22.849	1:50.513
85	7.684	1:57.222	85	13.575	1:53.639	85	16.898	1:51.564	49	21.612	1:53.340	49	24.564	1:51.562
52	7.748	1:56.315	52	13.935	1:53.935	52	17.949	1:52.255	38	23.738	1:52.888	38	25.802	1:50.674
80	8.691	1:58.041	80	14.999	1:54.056	38	18.961	1:51.773	80	24.589	1:52.529	80	26.883	1:50.904
38	9.583	1:57.776	38	15.429	1:53.594	80	20.171	1:53.413	95	33.364	1:56.291	95	40.173	1:55.419
95	12.174	2:00.545	95	19.538	1:55.112	95	25.184	1:53.887	19	1:22.554	2:06.517	19	1:40.285	2:06.341
19	26.070	2:13.742	19	44.897	2:06.575	19	1:04.148	2:07.492						

HSCC/HRSR Bybox Historic Racing Saloon Car Championship
Race 7 - restart - LAP CHART

Lap 6			Lap 7		
No	Behind	Laptime	No	Behind	Laptime
3		1:48.322	3		1:48.760
54	1.620	1:47.468	54	0.697	1:47.837
69	5.867	1:48.692	69	5.666	1:48.559
1	21.326	1:52.094	19	1 LAP	2:05.626
85	25.740	1:51.213	1	24.351	1:51.785
49	28.805	1:52.563	85	27.820	1:50.840
38	29.590	1:52.110	49	33.164	1:53.119
80	30.080	1:51.519	38	34.065	1:53.235
95	46.848	1:54.997	80	34.541	1:53.221
			95	53.895	1:55.807

Historic Formula Ford 2000

Race 6 - LAP CHART

Lap 11		
No	Behind	Laptime
9		1:37.456
35	0.169	1:39.208
27	1 LAP	1:47.385
72	7.166	1:37.166
60	12.825	1:47.737
51	1 LAP	1:43.339
45	25.597	1:38.375
44	25.782	1:37.232
36	1 LAP	1:50.004
6	44.183	1:38.276
29	44.860	1:37.185
28	1:03.096	1:38.685
25	1:04.115	1:38.621
23	1:11.208	1:41.389
54	1:11.209	1:40.455
65	1:12.068	1:41.463
7	1:12.487	1:38.693
1	1:14.907	1:42.057
43	1:15.601	1:41.823
26	1:16.592	1:41.183
49	1:17.426	1:37.459

HSCC/HRSR Bybox Historic Racing Saloon Car Championship

Race 7 - restart - CLASSIFICATION

POS	NO	CL	NAME	ENTRY	LAPS	TIME	GAP	DIFF	MPH	BEST	ON
1	3	K1	Peter HALLFORD	Ford Mustang	7	12:43.767			71.92	1:47.748	2
2	54	C	Neil WOOD	Ford Anglia 105E	7	12:44.464	0.697	0.697	71.86	1:47.468	6
3	69	C	Bob BULLEN	Ford Anglia 105E	7	12:49.433	5.666	4.969	71.39	1:48.378	3
4	1	E	Simon BENOY	Hillman Imp	7	13:08.118	24.351	18.685	69.70	1:50.736	2
5	85	D	Roger GODFREY	Austin Cooper S	7	13:11.587	27.820	3.469	69.40	1:50.513	5
6	49	C	Peter HORE	Ford Lotus Cortina	7	13:16.931	33.164	5.344	68.93	1:51.562	5
7	38	C	Steve SHUTTLEWORTH	Ford Lotus Cortina	7	13:17.832	34.065	0.901	68.85	1:50.674	5
8	80	D	Mike SMITH	Morris Min Cooper S	7	13:18.308	34.541	0.476	68.81	1:50.904	5
9	95	E	Shaun HAZLEWOOD	Hillman Imp	7	13:37.662	53.895	19.354	67.18	1:53.887	3
10	19	K2	Richard CROSS	Triumph 2000 Mk1	6	12:52.596	1 lap	1 lap	60.94	2:05.626	6
NOT CLASSIFIED											
DNF	52	C	Peter ERGIS	Ford Lotus Cortina	3	5:47.913	4 laps	3 laps	67.67	1:52.255	3
FASTEST LAP											
1	E	Simon BENOY	Hillman Imp	2	1:50.736	70.87 mph	114.05 kph				
3	K1	Peter HALLFORD	Ford Mustang	2	1:47.748	72.83 mph	117.22 kph				
19	K2	Richard CROSS	Triumph 2000 Mk1	6	2:05.626	62.47 mph	100.53 kph				
54	C	Neil WOOD	Ford Anglia 105E	6	1:47.468	73.02 mph	117.52 kph				
85	D	Roger GODFREY	Austin Cooper S	5	1:50.513	71.01 mph	114.28 kph				

Weather / Track : Cloudy / Dry

These results are provisional until the conclusion of any judicial and technical matters.

Cadwell Park
Circuit Length = 2.1800 miles
Start: 16:45 End: 16:59

Clerk of Course :

Timekeeper :

HSCC/FJHRA Millers Oils Historic Formula Junior Championship

Race 8 - CLASSIFICATION

POS	NO	CL	NAME	ENTRY	LAPS	TIME	GAP	DIFF	MPH	BEST	ON
1	63	E	Benn SIMMS	Cooper T59	9	15:19.127			76.84	1:38.793	5
2	52	E	James CLARIDGE	Lola Mk5A	9	15:19.694	0.567	0.567	76.80	1:39.040	9
3	57	E	Denis WELCH	Merlyn FJ	9	15:20.599	1.472	0.905	76.72	1:40.349	7
4	79	E	Andrew HIBBERD	Lotus 22	9	16:03.476	44.349	42.877	73.31	1:44.915	6
5	55	E	Brian MITCHAM	Wainer Ford	9	16:08.124	48.997	4.648	72.95	1:44.075	9
6	36	C	Jon MILICEVIC	Lotus 18	9	16:10.380	51.253	2.256	72.78	1:45.779	4
7	50	E	Nicholas COLYVAS	Lotus 27	9	16:10.879	51.752	0.499	72.75	1:44.073	8
8	4	B	Derek WALKER	Terrier Mk IV	9	16:41.644	1:22.517	30.765	70.51	1:48.776	5
9	15	B	John MONSON	BMC Huffaker Mk1	9	17:08.426	1:49.299	26.782	68.68	1:51.353	8
10	47	D	Lorraine GATHERCOLE	Lotus 18	9	17:10.222	1:51.095	1.796	68.56	1:51.288	8
11	44	C	Andrew ROBERTSON	Crossle 4F	8	15:25.985	1 lap	1 lap	67.80	1:51.299	7
12	30	C	Brian ARCULUS	Emeryson	8	15:33.541	1 lap	7.556	67.25	1:53.672	3
13	35	C	Tim BISHOP	Sauter	8	15:38.716	1 lap	5.175	66.88	1:54.259	6
14	66	D	Alex MORTON	Ausper T3	8	15:50.566	1 lap	11.850	66.04	1:55.063	8
15	7	B	Duncan RABAGLIATI	Alexis HF1	8	16:38.763	1 lap	48.197	62.86	2:02.049	8

NOT CLASSIFIED

<i>DNF</i>	51	E	Michael HIBBERD	Lotus 27	2	3:43.907	7 laps	6 laps	70.10	1:49.449	1
<i>DNF</i>	91	E	Christopher DRAKE	Brabham BT6	1	2:06.227	8 laps	1 lap	62.17	2:02.665	1
<i>DNF</i>	75	E	Pete MORTON	Lightning Envoyette	1	2:07.289	8 laps	1.062	61.65	1:59.865	1
<i>DNF</i>	64	E	James MURRAY	Lola MK5A	0	04.382					
<i>DNF</i>	61	E	Simon DIFFEY	Lotus 20	0	04.633					

FASTEST LAP

4	B	Derek WALKER	Terrier Mk IV	5	1:48.776	72.14 mph	116.11 kph
36	C	Jon MILICEVIC	Lotus 18	4	1:45.779	74.19 mph	119.40 kph
47	D	Lorraine GATHERCOLE	Lotus 18	8	1:51.288	70.52 mph	113.49 kph
63	E	Benn SIMMS	Cooper T59	5	1:38.793	79.43 mph	127.84 kph

RACE STOPPED - Car 83 removed from results

Weather / Track : Cloudy / Dry

These results are provisional until the conclusion of any judicial and technical matters.

Cadwell Park
Circuit Length = 2.1800 miles
Start: 17:06 End: 17:57

Clerk of Course :		Timekeeper :	
-------------------	--	--------------	--

HSCC/FJHRA Millers Oils Historic Formula Junior Championship

Race 8 - LAP CHART

Lap 1			Lap 2			Lap 3			Lap 4			Lap 5		
No	Behind	Laptime	No	Behind	Laptime	No	Behind	Laptime	No	Behind	Laptime	No	Behind	Laptime
52		1:46.191	57		1:41.969	57		1:42.267	57		1:41.162	57		1:40.984
57	0.094	1:47.695	63	0.479	1:40.313	52	2.161	1:42.393	52	2.330	1:41.331	52	1.998	1:40.652
63	2.229	1:49.969	52	2.035	1:44.098	63	6.853	1:48.641	63	5.403	1:39.712	63	3.212	1:38.793
79	3.367	1:49.578	79	9.262	1:47.958	79	14.251	1:47.256	79	19.725	1:46.636	79	24.198	1:45.457
51	3.889	1:49.449	51	11.854	1:50.028	36	17.126	1:47.041	36	21.743	1:45.779	36	26.773	1:46.014
36	6.801	1:52.616	36	12.352	1:47.614	55	20.024	1:48.115	55	25.188	1:46.326	55	30.290	1:46.086
55	7.799	1:52.613	55	14.176	1:48.440	50	27.908	1:47.096	50	32.999	1:46.253	50	36.804	1:44.789
50	15.254	2:00.863	50	23.079	1:49.888	4	30.640	1:48.856	4	39.281	1:49.803	4	47.073	1:48.776
4	15.255	1:59.365	4	24.051	1:50.859	15	38.666	1:52.365	15	49.652	1:52.148	15	1:02.980	1:54.312
44	15.960	2:00.164	44	27.593	1:53.696	44	38.896	1:53.570	44	51.002	1:53.268	47	1:05.568	1:53.243
91	16.237	2:02.665	15	28.568	1:54.048	47	41.275	1:53.202	47	53.309	1:53.196	30	1:11.217	1:56.129
15	16.583	2:00.561	47	30.340	1:54.724	30	43.384	1:53.672	30	56.072	1:53.850	44	1:12.373	2:02.355
30	16.829	2:00.010	30	31.979	1:57.213	35	48.043	1:56.134	35	1:02.312	1:55.431	35	1:16.220	1:54.892
75	17.299	1:59.865	35	34.176	1:57.029	66	54.507	1:58.384	66	1:09.840	1:56.495	66	1:24.949	1:56.093
47	17.679	2:00.662	66	38.390	1:58.713	7	1:08.884	2:03.858	7	1:30.432	2:02.710			
35	19.210	2:02.375	7	47.293	2:03.918									
66	21.740	2:05.392												
7	25.438	2:06.999												

HSCC/FJHRA Millers Oils Historic Formula Junior Championship

Race 8 - LAP CHART

Lap 6			Lap 7			Lap 8			Lap 9		
No	Behind	Laptime	No	Behind	Laptime	No	Behind	Laptime	No	Behind	Laptime
57		1:40.868	57		1:40.349	57		1:41.298	63		1:39.578
52	1.926	1:40.796	52	0.949	1:39.372	63	0.568	1:40.528	52	0.567	1:39.040
63	2.185	1:39.841	66	1 LAP	1:57.508	52	1.673	1:42.022	57	1.472	1:41.618
7	1 LAP	2:04.275	63	1.338	1:39.502	35	1 LAP	1:56.502	44	1 LAP	1:53.125
79	28.245	1:44.915	79	33.941	1:46.045	66	1 LAP	1:56.580	30	1 LAP	1:56.818
36	33.457	1:47.552	7	1 LAP	2:02.589	79	38.394	1:45.751	35	1 LAP	1:55.269
55	35.274	1:45.852	36	39.008	1:45.900	36	44.411	1:46.701	66	1 LAP	1:55.063
50	41.178	1:45.242	55	42.030	1:47.105	55	45.068	1:44.336	79	44.349	1:46.101
4	56.253	1:50.048	50	45.007	1:44.178	50	47.782	1:44.073	55	48.997	1:44.075
15	1:14.530	1:52.418	4	1:05.612	1:49.708	7	1 LAP	2:03.936	36	51.253	1:46.988
47	1:16.752	1:52.052	15	1:26.482	1:52.301	4	1:13.837	1:49.523	50	51.752	1:44.116
44	1:24.227	1:52.722	47	1:28.238	1:51.835	15	1:36.537	1:51.353	7	1 LAP	2:02.049
30	1:25.390	1:55.041	44	1:35.177	1:51.299	47	1:38.228	1:51.288	4	1:22.517	1:48.826
35	1:29.611	1:54.259	30	1:39.040	1:53.999				15	1:49.299	1:52.908
									47	1:51.095	1:53.013

HSCC Grandstand Motor Sports Historic Formula Ford Championship

Race 2 - CLASSIFICATION

POS	NO	CL	NAME	ENTRY	LAPS	TIME	GAP	DIFF	MPH	BEST	ON
1	2		Michael LYONS	Merlyn Mk11A	2	4:03.717			64.40	2:00.619	1
2	57		David WILD	Lola T200	2	4:08.547	4.830	4.830	63.15	2:00.775	1
3	70		John HARRISON	Lola T200	2	4:24.127	20.410	15.580	59.42	2:04.614	1
4	4		John SYKES	Merlyn Mk11A/20	2	4:26.769	23.052	2.642	58.83	2:05.025	1
5	48		Crispin SCHLAEFLI	Macon MR8	2	4:27.423	23.706	0.654	58.69	2:06.288	1
6	38		John HAYES-HARLOW	Elden Mk 8/10	2	4:28.204	24.487	0.781	58.52	2:07.601	1
7	67		Paul MCMORRAN	Crossle 20F	2	4:29.082	25.365	0.878	58.33	2:07.078	1
8	9		Adam SYKES	Merlyn Mk11A	2	4:30.227	26.510	1.145	58.08	2:09.042	1
9	86		George FOWLER	Macon MR8	2	4:31.694	27.977	1.467	57.77	2:11.357	1
10	11		Westie MITCHELL	Merlyn Mk20	2	4:32.866	29.149	1.172	57.52	2:03.007	1
11	66		Gregory THORNTON	Titan Mk4	2	4:34.467	30.750	1.601	57.18	2:12.519	1
12	6		Neil DAVIES	Lotus 61MX	2	4:36.568	32.851	2.101	56.75	2:12.326	1
13	47		Tony DEMPSTER	Lola T200	2	4:37.622	33.905	1.054	56.53	2:13.102	1
14	56		Alan FAIRBROTHER	Merlyn Mk20	2	4:39.749	36.032	2.127	56.10	2:15.140	1
15	3		Chris ATKINSON	Merlyn Mk20	2	4:40.215	36.498	0.466	56.01	2:16.072	1
16	74		Greg GILBERT	Alexis Mk15	2	4:54.017	50.300	13.802	53.38	2:18.102	1
17	8		Andrew MANSELL	Merlyn Mk11A	2	4:58.953	55.236	4.936	52.50	2:14.840	1
18	65		Frank LYONS	Merlyn Mk11A	2	5:00.058	56.341	1.105	52.31	2:17.876	1
19	27		Dick DIXON	Lotus 61	2	5:04.542	1:00.825	4.484	51.54	2:17.143	2
20	87		Paul STRINGER	Lotus 51	2	5:18.132	1:14.415	13.590	49.33	2:30.635	1

NOT CLASSIFIED

DQ	72		Amanda WHITAKER	Elden Mk8	2	4:36.682	32.965		56.72		1
DNF	12		Alex CLASSICK	Merlyn Mk11A	1	2:04.534	1 lap	1 lap	63.01	2:01.034	1
DNF	77		Chris SHARPLES	Palliser WDF1	1	2:06.550	1 lap	2.016	62.01	2:03.633	1
DNF	88		Derek RODGERS	Merlyn Mk11A	1	2:11.981	1 lap	5.431	59.46	2:06.688	1
DNF	28		Michael WALES	Merlyn Mk20	1	2:31.874	1 lap	19.893	51.67	2:24.354	1
DNF	54		Alex MEEK	Merlyn Mk20A	1	04.378	1 lap	35.472	1792.61		

FASTEST LAP

	2		Michael LYONS	Merlyn Mk11A	1	2:00.619		65.06 mph		104.71 kph	
--	---	--	---------------	--------------	---	----------	--	-----------	--	------------	--

Weather / Track : Cloudy / Dry

These results are provisional until the conclusion of any judicial and technical matters.

Cadwell Park
Circuit Length = 2.1800 miles
Start: 13:38 End: 13:54

Clerk of Course :		Timekeeper :	
-------------------	--	--------------	--

HSCC Grandstand Motor Sports Historic Formula Ford Championship

Race 2 - LAP CHART

Lap 1			Lap 2		
No	Behind	Laptime	No	Behind	Laptime
2		2:00.619	2		2:00.932
57	0.200	2:00.775	57	4.830	2:05.562
12	1.749	2:01.034	70	20.410	2:15.898
77	3.765	2:03.633	4	23.052	2:17.464
72	3.870	2:03.454	48	23.706	2:16.604
11	3.980	2:03.007	38	24.487	2:15.697
70	5.444	2:04.614	67	25.365	2:15.970
4	6.520	2:05.025	9	26.510	2:17.276
48	8.034	2:06.288	86	27.977	2:15.639
88	9.196	2:06.688	11	29.149	2:26.101
38	9.722	2:07.601	66	30.750	2:16.703
9	10.166	2:09.042	6	32.851	2:18.555
67	10.327	2:07.078	72	32.965	2:30.027
86	13.270	2:11.357	47	33.905	2:18.396
66	14.979	2:12.519	56	36.032	2:17.869
6	15.228	2:12.326	3	36.498	2:17.086
47	16.441	2:13.102	74	50.300	2:29.497
8	18.561	2:14.840	8	55.236	2:37.607
56	19.095	2:15.140	65	56.341	2:35.689
3	20.344	2:16.072	27	1:00.825	2:17.143
65	21.584	2:17.876	87	1:14.415	2:39.390
74	21.735	2:18.102			
28	29.089	2:24.354			
87	35.957	2:30.635			
27	44.614	2:40.710			