



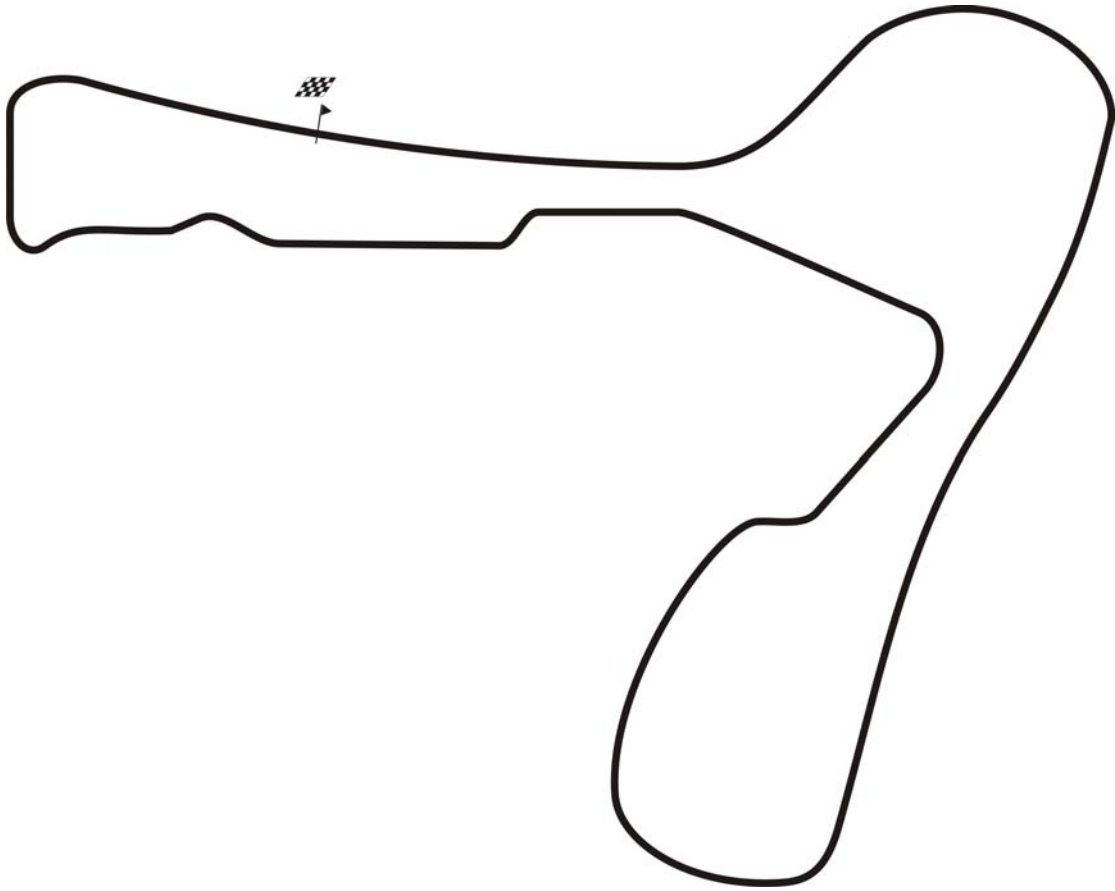
Historic Race Meeting

Cadwell Park
19 April 2009



Timing and Results by MST SYSTEMS Ltd
www.mstworld.com

CADWELL PARK



CIRCUIT LENGTH 2.187 Miles / 3.519 Kilometres



HSCC Historic Road Sports

QUALIFYING - RACE 1 - Cadwell Park - 19 April 2009

POS	NO	CL	DRIVER	NAT	CAR	TIME	LAPS	GAP	MPH
1	84	C	Andrew MARLER		Lotus Elan	1:44.304	9		75.48
2	46	C	Paul TOOMS		Lotus Elan S4	1:44.310	5	0.006	75.47
3	51	C	Peter SHAW		Lotus Elan	1:44.592	9	0.288	75.27
4	54	C	Martin HALLIDAY		Lotus Seven S3	1:46.059	9	1.755	74.23
5	65	A	Julian DODD		TVR Griffith	1:47.036	8	2.732	73.55
6	69	C	Andy SHEPHERD		Lotus Seven S2	1:47.237	9	2.933	73.41
7	2	D	Robert BARRIE		Porsche 911S	1:48.559	9	4.255	72.52
8	71	E	Dick COFFEY		Turner Mk1	1:49.229	9	4.925	72.08
9	48	C	Barry ASHDOWN		Lotus Elan	1:50.819	9	6.515	71.04
10	1	B	Colin SHARP		Triumph TR5	1:51.210	9	6.906	70.79
11	78	B	Jonathon RUSHTON		Morgan Plus 4	1:52.133	8	7.829	70.21
12	49	E	David REES		Turner Mk2 BMC	1:54.097	9	9.793	69.00
13	31	B	James OWEN		Triumph TR5	1:54.128	9	9.824	68.98
14	60	D	Dickon PARNELL		Triumph GT6 Mk2	1:56.214	8	11.910	67.74
15	87	C	Bill SMITH		Marcos 1600GT	1:56.588	9	12.284	67.53
16	99	G	Vicki BANKHURST		TVR Grantura III	1:57.762	8	13.458	66.85
17	42	C	Bob JORDAN		Lotus Elan	2:01.138	8	16.834	64.99
18	91	F	Richard OWEN		Triumph TR2	2:01.931	8	17.627	64.57
19	44	B	Dave KIRBY		Triumph TR6	2:02.836	4	18.532	64.09
20	57	B	Simon KING		Morgan Plus 4	2:03.108	8	18.804	63.95
21	14	E	Paul GARSIDE		Lotus Elite	2:08.841	8	24.537	61.10
22	11	G	Richard JACKSON		Porsche 911	2:08.886	8	24.582	61.08

Weather/Track: Sun /Dry

These results are provisional until the conclusion of any judicial and technical matters.

Cadwell Park
Circuit Length = 2.1870 miles.
Start: 09:02 End: 9:17

Clerk of the Course:

Timekeeper:

HSCC Historic Road Sports

QUALIFYING - LAP ANALYSIS - Cadwell Park - 19 April 2009

1	Colin SHARP	Triumph TR5
1 - X:00.000	6 - 1:53.299	
2 - 2:07.774	7 - 1:52.648	
3 - 1:59.350	8 - 1:52.329	
4 - 1:57.010	9 - 1:51.210	
5 - 1:54.721		
2	Robert BARRIE	Porsche 911S
1 - X:00.000	6 - 1:50.535	
2 - 2:02.162	7 - 1:49.869	
3 - 1:52.681	8 - 1:48.559	
4 - 1:50.603	9 - 1:48.859	
5 - 1:51.017		
11	Richard JACKSON	Porsche 911
1 - X:00.000	6 - 2:08.886	
2 - 2:24.181	7 - 2:11.975	
3 - 2:09.673	8 - 2:09.456	
4 - 2:10.207		
5 - 2:11.022		
14	Paul GARSIDE	Lotus Elite
1 - X:00.000	6 - 2:08.841	
2 - 2:23.713	7 - 2:09.449	
3 - 2:09.632	8 - 2:09.275	
4 - 2:11.152		
5 - 2:15.260		
31	James OWEN	Triumph TR5
1 - X:00.000	6 - 1:54.128	
2 - 2:14.283	7 - 1:56.411	
3 - 2:09.269	8 - 2:00.304	
4 - 1:57.731	9 - 1:54.362	
5 - 1:56.088		
42	Bob JORDAN	Lotus Elan
1 - X:00.000	6 - 2:04.218	
2 - 2:23.702	7 - 2:07.554	
3 - 2:13.460	8 - 2:01.138	
4 - 2:37.362P		
5 - 2:13.498		

Weather/Track: Sun /Dry

These results are provisional until the conclusion of any judicial and technical matters.

www.mstworld.com

Page 1 of 4

Cadwell Park

Circuit Length = 2.1870 miles.

Start: 09:02 End: 9:17

Printed - 09:22 Sunday, 19 April 2009

HSCC Historic Road Sports

QUALIFYING - LAP ANALYSIS - Cadwell Park - 19 April 2009

(contd.)

44	Dave KIRBY	Triumph TR6
1 - X:00.000 2 - 2:23.391 3 - 2:09.280 4 - 2:02.836		
46	Paul TOOMS	Lotus Elan S4
1 - X:00.000 2 - 1:55.105 3 - 1:50.955 4 - 1:45.873 5 - 1:44.310		
48	Barry ASHDOWN	Lotus Elan
1 - X:00.000 6 - 1:53.271 2 - 2:15.040 7 - 1:52.300 3 - 1:59.847 8 - 1:51.266 4 - 1:56.944 9 - 1:50.819 5 - 1:54.394		
49	David REES	Turner Mk2 BMC
1 - X:00.000 6 - 1:54.097 2 - 2:07.559 7 - 1:55.193 3 - 1:59.780 8 - 2:01.303 4 - 1:55.158 9 - 1:55.129 5 - 1:55.698		
51	Peter SHAW	Lotus Elan
1 - X:00.000 6 - 1:54.914 2 - 2:09.697 7 - 1:47.089 3 - 1:51.955 8 - 1:48.695 4 - 1:47.546 9 - 1:44.592 5 - 1:46.855		
54	Martin HALLIDAY	Lotus Seven S3
1 - X:00.000 6 - 1:57.754 2 - 2:06.409 7 - 1:47.587 3 - 1:55.666 8 - 1:48.236 4 - 1:48.191 9 - 1:46.497 5 - 1:46.059		

Weather/Track: Sun /Dry

These results are provisional until the conclusion of any judicial and technical matters.

www.mstworld.com

Page 2 of 4

Cadwell Park

Circuit Length = 2.1870 miles.

Start: 09:02 End: 9:17

Printed - 09:22 Sunday, 19 April 2009

HSCC Historic Road Sports

QUALIFYING - LAP ANALYSIS - Cadwell Park - 19 April 2009

(contd.)

57	Simon KING	Morgan Plus 4
1 - X:00.000	6 - 2:05.122	
2 - 2:21.581	7 - 2:04.493	
3 - 2:11.709	8 - 2:03.108	
4 - 2:09.602		
5 - 2:05.117		
60	Dickon PARNELL	Triumph GT6 Mk2
1 - X:00.000	6 - 1:58.057	
2 - 2:15.477	7 - 1:56.214	
3 - 2:03.853	8 - 1:56.722	
4 - 2:03.173		
5 - 1:59.439		
65	Julian DODD	TVR Griffith
1 - X:00.000	6 - 1:51.411	
2 - 2:10.123	7 - 2:14.883	
3 - 2:01.533	8 - 2:26.813	
4 - 1:55.341		
5 - 1:47.036		
69	Andy SHEPHERD	Lotus Seven S2
1 - X:00.000	6 - 2:01.857	
2 - 2:07.823	7 - 1:51.291	
3 - 1:52.779	8 - 1:47.892	
4 - 1:48.916	9 - 1:49.695	
5 - 1:47.237		
71	Dick COFFEY	Turner Mk1
1 - X:00.000	6 - 1:51.556	
2 - 2:05.839	7 - 1:50.974	
3 - 1:58.898	8 - 1:51.948	
4 - 1:51.693	9 - 1:49.229	
5 - 1:50.406		
78	Jonathon RUSHTON	Morgan Plus 4
1 - X:00.000	6 - 1:56.358	
2 - 2:26.643	7 - 1:52.829	
3 - 1:54.875	8 - 1:52.133	
4 - 1:53.968		
5 - 2:01.060		

Weather/Track: Sun /Dry

These results are provisional until the conclusion of any judicial and technical matters.

www.mstworld.com

Page 3 of 4

Cadwell Park

Circuit Length = 2.1870 miles.

Start: 09:02 End: 9:17

Printed - 09:22 Sunday, 19 April 2009

HSCC Historic Road Sports

QUALIFYING - LAP ANALYSIS - Cadwell Park - 19 April 2009

(contd.)

84	Andrew MARLER	Lotus Elan
1 - X:00.000	6 - 1:49.398	
2 - 1:56.850	7 - 1:45.502	
3 - 1:49.803	8 - 1:46.326	
4 - 1:46.212	9 - 1:44.304	
5 - 1:44.404		
87	Bill SMITH	Marcos 1600GT
1 - X:00.000	6 - 1:57.479	
2 - 2:07.965	7 - 1:56.921	
3 - 2:01.583	8 - 1:57.644	
4 - 1:57.542	9 - 1:59.150	
5 - 1:56.588		
91	Richard OWEN	Triumph TR2
1 - X:00.000	6 - 2:05.434	
2 - 2:16.554	7 - 2:06.852	
3 - 2:08.531	8 - 2:01.931	
4 - 2:09.443		
5 - 2:07.427		
99	Vicki BANKHURST	TVR Grantura III
1 - X:00.000	6 - 1:58.280	
2 - 2:12.985	7 - 1:59.244	
3 - 2:02.004	8 - 1:57.762	
4 - 1:59.282		
5 - 1:58.853		

Weather/Track: Sun /Dry

These results are provisional until the conclusion of any judicial and technical matters.

www.mstworld.com

Page 4 of 4


Cadwell Park
Circuit Length = 2.1870 miles.
Start: 09:02 End: 9:17

Printed - 09:22 Sunday, 19 April 2009

HSCC Historic Road Sports

GRID FOR RACE 1 - Cadwell Park - 19 April 2009

ROW 11	11 JACKSON	14 GARSIDE
ROW 10	57 KING	44 KIRBY
ROW 9	91 OWEN	42 JORDAN
ROW 8	99 BANKHURST	87 SMITH
ROW 7	60 PARNELL	31 OWEN
ROW 6	49 REES	78 RUSHTON
ROW 5	1 SHARP	48 ASHDOWN
ROW 4	71 COFFEY	2 BARRIE
ROW 3	69 SHEPHERD	65 DODD
ROW 2	54 HALLIDAY	51 SHAW
ROW 1	46 TOOMS	84 MARLER
		POLE



Weather/Track: Sun /Dry

These results are provisional until the conclusion of any judicial and technical matters.

Cadwell Park
Circuit Length = 2.1870 miles.
Start: 09:02 End: 9:17

Clerk of the Course:

Timekeeper:

HSCC Historic Road Sports

RACE - LAP ANALYSIS - Cadwell Park - 19 April 2009

1	Colin SHARP	Triumph TR5
1 - 2:00.988	6 - 1:50.644	11 - 1:51.752
2 - 1:51.111	7 - 1:50.043	12 - 1:53.687
3 - 1:51.033	8 - 1:50.855	
4 - 1:51.282	9 - 1:52.017	
5 - 1:50.690	10 - 1:51.259	
2	Robert BARRIE	Porsche 911S
1 - 1:59.439	6 - 1:48.454	11 - 1:49.296
2 - 1:49.262	7 - 1:47.576	12 - 1:48.301
3 - 1:49.301	8 - 1:49.260	
4 - 1:48.882	9 - 1:48.462	
5 - 1:48.738	10 - 1:48.998	
11	Richard JACKSON	Porsche 911
1 - 2:20.952	6 - 2:05.174	11 - 2:00.920
2 - 2:05.005	7 - 2:05.781	
3 - 2:06.067	8 - 2:02.227	
4 - 2:03.809	9 - 2:04.876	
5 - 2:03.840	10 - 2:01.711	
14	Paul GARSIDE	Lotus Elite
1 - 2:19.569	6 - 2:04.747	11 - 2:00.358
2 - 2:06.145	7 - 2:05.501	
3 - 2:07.172	8 - 2:02.836	
4 - 2:05.340	9 - 2:04.908	
5 - 2:03.086	10 - 2:04.748	
31	James OWEN	Triumph TR5
1 - 2:03.628	6 - 1:51.382	11 - 1:50.749
2 - 1:52.045	7 - 1:51.235	12 - 1:51.190
3 - 1:51.339	8 - 1:52.034	
4 - 1:51.198	9 - 1:51.465	
5 - 1:50.513	10 - 1:51.405	
42	Bob JORDAN	Lotus Elan
1 - 2:07.485	6 - 1:54.318	11 - 1:54.406
2 - 1:55.170	7 - 1:54.982	
3 - 1:55.102	8 - 1:54.982	
4 - 1:55.053	9 - 1:53.722	
5 - 1:55.627	10 - 1:52.763	

Weather/Track: Cloudy /Dry

These results are provisional until the conclusion of any judicial and technical matters.

www.mstworld.com

Page 1 of 4

Cadwell Park

Circuit Length = 2.1870 miles.

Start: 13:06 End: 13:27

Printed - 13:31 Sunday, 19 April 2009

HSCC Historic Road Sports

RACE - LAP ANALYSIS - Cadwell Park - 19 April 2009

(contd.)

44	Dave KIRBY	Triumph TR6
1 - 2:12.015	6 - 1:57.052	11 - 1:57.805
2 - 2:01.096	7 - 1:58.508	
3 - 2:01.997	8 - 1:59.027	
4 - 1:56.594	9 - 1:57.542	
5 - 1:58.452	10 - 1:58.750	
46	Paul TOOMS	Lotus Elan S4
1 - 1:52.534	6 - 1:44.341	11 - 1:45.200
2 - 1:46.808	7 - 1:45.426	12 - 1:50.884
3 - 1:44.841	8 - 1:43.997	
4 - 1:46.075	9 - 1:44.685	
5 - 1:46.180	10 - 1:45.301	
48	Barry ASHDOWN	Lotus Elan
1 - 1:58.446	6 - 1:48.833	11 - 1:51.684
2 - 1:49.724	7 - 1:48.635	12 - 1:51.054
3 - 1:50.946	8 - 1:52.623	
4 - 1:50.211	9 - 1:48.863	
5 - 1:47.946	10 - 1:50.590	
49	David REES	Turner Mk2 BMC
1 - 2:05.437	6 - 1:54.308	11 - 1:55.136
2 - 1:54.363	7 - 1:54.931	
3 - 1:55.143	8 - 1:55.724	
4 - 1:56.511	9 - 1:53.593	
5 - 1:57.883	10 - 1:53.365	
51	Peter SHAW	Lotus Elan
1 - 1:54.004	6 - 1:46.897	11 - 1:46.707
2 - 1:46.517	7 - 1:45.929	12 - 1:47.036
3 - 1:46.084	8 - 1:45.251	
4 - 1:45.463	9 - 1:45.790	
5 - 1:44.882	10 - 1:47.986	
54	Martin HALLIDAY	Lotus Seven S3
1 - 1:54.810	6 - 1:46.937	
2 - 1:46.130	7 - 1:45.771	
3 - 1:46.033	8 - 1:46.070	
4 - 1:45.564	9 - 1:44.842	
5 - 1:44.817	10 - 1:48.227	

Weather/Track: Cloudy /Dry

These results are provisional until the conclusion of any judicial and technical matters.

www.mstworld.com

Page 2 of 4

Cadwell Park

Circuit Length = 2.1870 miles.

Start: 13:06 End: 13:27

Printed - 13:31 Sunday, 19 April 2009

HSCC Historic Road Sports

RACE - LAP ANALYSIS - Cadwell Park - 19 April 2009

(contd.)

57	Simon KING	Morgan Plus 4
1 - 2:20.450	6 - 1:59.934	11 - 1:58.322
2 - 2:02.283	7 - 2:01.358	
3 - 2:00.637	8 - 1:57.622	
4 - 1:59.828	9 - 1:57.007	
5 - 1:58.440	10 - 1:57.889	
60	Dickon PARNELL	Triumph GT6 Mk2
1 - 2:09.988	6 - 1:53.231	11 - 1:54.119
2 - 1:57.289	7 - 1:53.584	
3 - 1:56.566	8 - 1:53.505	
4 - 1:55.109	9 - 1:53.919	
5 - 1:54.138	10 - 1:52.901	
65	Julian DODD	TVR Griffith
1 - 1:52.729		
2 - 1:46.142		
3 - 1:44.526		
4 - 1:46.102		
5 - 1:46.165		
69	Andy SHEPHERD	Lotus Seven S2
1 - 1:57.416	6 - 1:45.825	11 - 1:47.964
2 - 1:47.000	7 - 1:45.761	12 - 1:48.325
3 - 1:45.948	8 - 1:47.040	
4 - 1:46.500	9 - 1:46.060	
5 - 1:45.516	10 - 1:46.760	
71	Dick COFFEY	Turner Mk1
1 - 2:04.542	6 - 1:52.909	11 - 1:49.670
2 - 1:52.053	7 - 1:51.711	12 - 1:51.495
3 - 1:52.956	8 - 1:51.907	
4 - 1:52.539	9 - 1:50.894	
5 - 1:51.741	10 - 1:53.387	
78	Jonathon RUSHTON	Morgan Plus 4
1 - 2:03.031	6 - 1:52.316	11 - 1:53.099
2 - 1:52.322	7 - 1:51.719	12 - 1:52.467
3 - 1:54.078	8 - 1:52.363	
4 - 1:51.753	9 - 1:51.023	
5 - 1:52.004	10 - 1:53.345	

Weather/Track: Cloudy /Dry

These results are provisional until the conclusion of any judicial and technical matters.

www.mstworld.com

Page 3 of 4

Cadwell Park

Circuit Length = 2.1870 miles.

Start: 13:06 End: 13:27

Printed - 13:31 Sunday, 19 April 2009

HSCC Historic Road Sports

RACE - LAP ANALYSIS - Cadwell Park - 19 April 2009

(contd.)

84	Andrew MARLER	Lotus Elan
1 - 1:53.336	6 - 1:45.986	11 - 1:44.315
2 - 1:46.182	7 - 1:44.638	12 - 1:45.856
3 - 1:45.034	8 - 1:44.731	
4 - 1:45.921	9 - 1:44.370	
5 - 1:45.430	10 - 1:44.804	
87	Bill SMITH	Marcos 1600GT
1 - 2:05.468	6 - 1:52.226	11 - 1:51.759
2 - 1:52.278	7 - 1:51.729	12 - 1:51.647
3 - 1:52.424	8 - 1:49.834	
4 - 1:52.637	9 - 1:50.422	
5 - 1:51.317	10 - 1:53.649	
91	Richard OWEN	Triumph TR2
1 - 2:17.126	6 - 1:59.883	11 - 2:25.066
2 - 2:02.834	7 - 2:01.370	
3 - 2:02.570	8 - 1:57.543	
4 - 2:01.424	9 - 1:59.097	
5 - 1:58.411	10 - 1:55.962	
99	Vicki BANKHURST	TVR Grantura III
1 - 2:17.068	6 - 1:54.830	11 - 1:54.503
2 - 1:58.811	7 - 1:56.475	
3 - 1:58.231	8 - 1:55.370	
4 - 1:55.598	9 - 1:58.883	
5 - 1:56.135	10 - 1:56.487	

Weather/Track: Cloudy /Dry

These results are provisional until the conclusion of any judicial and technical matters.

www.mstworld.com

Page 4 of 4

Cadwell Park

Circuit Length = 2.1870 miles.

Start: 13:06 End: 13:27

Printed - 13:31 Sunday, 19 April 2009

HSCC Historic Road Sports

RACE 1 CLASSIFICATION - Cadwell Park - 19 April 2009

POS	NO	CL	DRIVER	NAT	CAR	TIME	LAPS	GAP	MPH	BEST
1	84	C	Andrew MARLER		Lotus Elan	21:10.603	12		74.35	1:44.315
2	46	C	Paul TOOMS		Lotus Elan S4	21:16.272	12	5.669	74.02	1:43.997
3	51	C	Peter SHAW		Lotus Elan	21:22.546	12	11.943	73.66	1:44.882
4	69	C	Andy SHEPHERD		Lotus Seven S2	21:30.115	12	19.512	73.23	1:45.516
5	2	D	Robert BARRIE		Porsche 911S	21:55.969	12	45.366	71.79	1:47.576
6	48	C	Barry ASHDOWN		Lotus Elan	22:09.555	12	58.952	71.06	1:47.946
7	1	B	Colin SHARP		Triumph TR5	22:25.361	12	1:14.758	70.22	1:50.043
8	31	B	James OWEN		Triumph TR5	22:28.183	12	1:17.580	70.07	1:50.513
9	87	C	Bill SMITH		Marcos 1600GT	22:35.390	12	1:24.787	69.70	1:49.834
10	71	E	Dick COFFEY		Turner Mk1	22:35.804	12	1:25.201	69.68	1:49.670
11	78	B	Jonathon RUSHTON		Morgan Plus 4	22:39.520	12	1:28.917	69.49	1:51.023
12	42	C	Bob JORDAN		Lotus Elan	21:13.610	11	1 LAP	68.00	1:52.763
13	60	D	Dickon PARNELL		Triumph GT6 Mk2	21:14.349	11	1 LAP	67.96	1:52.901
14	49	E	David REES		Turner Mk2 BMC	21:16.394	11	1 LAP	67.85	1:53.365
15	99	G	Vicki BANKHURST		TVR Grantura III	21:42.391	11	1 LAP	66.49	1:54.503
16	44	B	Dave KIRBY		Triumph TR6	21:58.838	11	1 LAP	65.66	1:56.594
17	57	B	Simon KING		Morgan Plus 4	22:13.770	11	1 LAP	64.93	1:57.007
18	91	F	Richard OWEN		Triumph TR2	22:41.286	11	1 LAP	63.62	1:55.962
19	11	G	Richard JACKSON		Porsche 911	23:00.362	11	1 LAP	62.74	2:00.920
20	14	E	Paul GARSIDE		Lotus Elite	23:04.410	11	1 LAP	62.55	2:00.358

NOT CLASSIFIED

54	C	Martin HALLIDAY		Lotus Seven S3	17:49.201	10	D.N.F.	73.63	1:44.817
65	A	Julian DODD		TVR Griffith	8:55.664	5	D.N.F.	73.49	1:44.526

FASTEST LAP

46	C	Paul TOOMS		Lotus Elan S4	1:43.997	8	75.70mph	121.83kph
65	A	Julian DODD		TVR Griffith	1:44.526	3	75.32mph	121.22kph
2	D	Robert BARRIE		Porsche 911S	1:47.576	7	73.18mph	117.78kph
71	E	Dick COFFEY		Turner Mk1	1:49.670	11	71.79mph	115.53kph
1	B	Colin SHARP		Triumph TR5	1:50.043	7	71.54mph	115.14kph
99	G	Vicki BANKHURST		TVR Grantura III	1:54.503	11	68.76mph	110.65kph
91	F	Richard OWEN		Triumph TR2	1:55.962	10	67.89mph	109.26kph

Weather/Track: Cloudy /Dry

These results are provisional until the conclusion of any judicial and technical matters.

Cadwell Park

Circuit Length = 2.1870 miles.

Start: 13:06 End: 13:27

Clerk of the Course:

Timekeeper:

HSCC Historic Road Sports
RACE - LAP CHART - Cadwell Park - 19 April 2009

Lap 1			Lap 2			Lap 3			Lap 4			Lap 5		
No	Behind	Laptime	No	Behind	Laptime	No	Behind	Laptime	No	Behind	Laptime	No	Behind	Laptime
46		1:52.534	65		1:46.142	65		1:44.526	65		1:46.102	65		1:46.165
65	0.195	1:52.729	46	0.471	1:46.808	46	0.786	1:44.841	46	0.759	1:46.075	84	0.239	1:45.430
84	0.802	1:53.336	84	0.647	1:46.182	84	1.155	1:45.034	84	0.974	1:45.921	46	0.774	1:46.180
51	1.470	1:54.004	51	1.650	1:46.517	51	3.208	1:46.084	51	2.569	1:45.463	51	1.286	1:44.882
54	2.276	1:54.810	54	2.069	1:46.130	54	3.576	1:46.033	54	3.038	1:45.564	54	1.690	1:44.817
69	4.882	1:57.416	69	5.545	1:47.000	69	6.967	1:45.948	69	7.365	1:46.500	69	6.716	1:45.516
48	5.912	1:58.446	48	9.299	1:49.724	2	14.605	1:49.301	2	17.385	1:48.882	2	19.958	1:48.738
2	6.905	1:59.439	2	9.830	1:49.262	48	15.719	1:50.946	48	19.828	1:50.211	48	21.609	1:47.946
1	8.454	2:00.988	1	13.228	1:51.111	1	19.735	1:51.033	1	24.915	1:51.282	1	29.440	1:50.690
78	10.497	2:03.031	78	16.482	1:52.322	31	23.615	1:51.339	31	28.711	1:51.198	31	33.059	1:50.513
31	11.094	2:03.628	31	16.802	1:52.045	78	26.034	1:54.078	78	31.685	1:51.753	78	37.524	1:52.004
71	12.008	2:04.542	71	17.724	1:52.053	71	26.154	1:52.956	71	32.591	1:52.539	71	38.167	1:51.741
49	12.903	2:05.437	87	18.875	1:52.278	87	26.773	1:52.424	87	33.308	1:52.637	87	38.460	1:51.317
87	12.934	2:05.468	49	20.929	1:54.363	49	31.546	1:55.143	49	41.955	1:56.511	42	52.773	1:55.627
42	14.951	2:07.485	42	23.784	1:55.170	42	34.360	1:55.102	42	43.311	1:55.053	49	53.673	1:57.883
60	17.454	2:09.988	60	28.406	1:57.289	60	40.446	1:56.566	60	49.453	1:55.109	60	57.426	1:54.138
44	19.481	2:12.015	44	34.240	2:01.096	99	50.713	1:58.231	99	1:00.209	1:55.598	99	1:10.179	1:56.135
99	24.534	2:17.068	99	37.008	1:58.811	44	51.711	2:01.997	44	1:02.203	1:56.594	44	1:14.490	1:58.452
91	24.592	2:17.126	91	41.089	2:02.834	91	59.133	2:02.570	57	1:13.699	1:59.828	57	1:25.974	1:58.440
14	27.035	2:19.569	57	43.862	2:02.283	57	59.973	2:00.637	91	1:14.455	2:01.424	91	1:26.701	1:58.411
57	27.916	2:20.450	14	46.843	2:06.145	11	1:08.627	2:06.067	11	1:26.334	2:03.809	11	1:44.009	2:03.840
11	28.418	2:20.952	11	47.086	2:05.005	14	1:09.489	2:07.172	14	1:28.727	2:05.340			

Weather/Track: Cloudy /Dry

HSCC Historic Road Sports

RACE - LAP CHART - Cadwell Park - 19 April 2009

(contd.)

Lap 6			Lap 7			Lap 8			Lap 9			Lap 10		
No	Behind	Laptime	No	Behind	Laptime	No	Behind	Laptime	No	Behind	Laptime	No	Behind	Laptime
46		1:44.341	46		1:45.426	46		1:43.997	46		1:44.685	46		1:45.301
14	1 LAP	2:03.086	84	0.322	1:44.638	84	1.056	1:44.731	84	0.741	1:44.370	84	0.244	1:44.804
84	1.110	1:45.986	51	3.571	1:45.929	51	4.825	1:45.251	51	5.930	1:45.790	51	8.615	1:47.986
51	3.068	1:46.897	54	3.857	1:45.771	54	5.930	1:46.070	54	6.087	1:44.842	54	9.013	1:48.227
54	3.512	1:46.937	69	7.761	1:45.761	69	10.804	1:47.040	44	1 LAP	1:59.027	99	1 LAP	1:58.883
69	7.426	1:45.825	11	1 LAP	2:05.174	57	1 LAP	2:01.358	69	12.179	1:46.060	69	13.638	1:46.760
2	23.297	1:48.454	14	1 LAP	2:04.747	91	1 LAP	2:01.370	57	1 LAP	1:57.622	44	1 LAP	1:57.542
48	25.327	1:48.833	2	25.447	1:47.576	2	30.710	1:49.260	91	1 LAP	1:57.543	57	1 LAP	1:57.007
1	34.969	1:50.644	48	28.536	1:48.635	48	37.162	1:52.623	2	34.487	1:48.462	2	38.184	1:48.998
31	39.326	1:51.382	1	39.586	1:50.043	11	1 LAP	2:05.781	48	41.340	1:48.863	91	1 LAP	1:59.097
78	44.725	1:52.316	31	45.135	1:51.235	14	1 LAP	2:05.501	1	53.776	1:52.017	48	46.629	1:50.590
87	45.571	1:52.226	78	51.018	1:51.719	1	46.444	1:50.855	11	1 LAP	2:02.227	1	59.734	1:51.259
71	45.961	1:52.909	87	51.874	1:51.729	31	53.172	1:52.034	14	1 LAP	2:02.836	31	1:06.056	1:51.405
42	1:01.976	1:54.318	71	52.246	1:51.711	87	57.711	1:49.834	31	59.952	1:51.465	87	1:11.796	1:53.649
49	1:02.866	1:54.308	42	1:11.532	1:54.982	78	59.384	1:52.363	87	1:03.448	1:50.422	78	1:13.766	1:53.345
60	1:05.542	1:53.231	49	1:12.371	1:54.931	71	1:00.156	1:51.907	78	1:05.722	1:51.023	71	1:14.451	1:53.387
99	1:19.894	1:54.830	60	1:13.700	1:53.584	42	1:22.517	1:54.982	71	1:06.365	1:50.894	11	1 LAP	2:04.876
44	1:26.427	1:57.052	99	1:30.943	1:56.475	60	1:23.208	1:53.505	42	1:31.554	1:53.722	14	1 LAP	2:04.908
57	1:40.793	1:59.934	44	1:39.509	1:58.508	49	1:24.098	1:55.724	60	1:32.442	1:53.919	42	1:39.016	1:52.763
91	1:41.469	1:59.883				99	1:42.316	1:55.370	49	1:33.006	1:53.593	60	1:40.042	1:52.901
												49	1:41.070	1:53.365

Weather/Track: Cloudy /Dry

www.mstworld.com

Page 2 of 3

Cadwell Park
Circuit Length = 2.1870 miles.
Start: 13:06 End: 13:27

Printed - 13:31 Sunday, 19 April 2009

HSCC Historic Road Sports

RACE - LAP CHART - Cadwell Park - 19 April 2009

(contd.)

Lap 11			Lap 12			Lap 13			Lap 14			Lap 15		
No	Behind	Laptime	No	Behind	Laptime	No	Behind	Laptime	No	Behind	Laptime	No	Behind	Laptime
84		1:44.315	84		1:45.856									
46	0.641	1:45.200	42	1 LAP	1:54.406									
51	10.763	1:46.707	60	1 LAP	1:54.119									
69	17.043	1:47.964	46	5.669	1:50.884									
99	1 LAP	1:56.487	49	1 LAP	1:55.136									
44	1 LAP	1:58.750	51	11.943	1:47.036									
2	42.921	1:49.296	69	19.512	1:48.325									
57	1 LAP	1:57.889	99	1 LAP	1:54.503									
91	1 LAP	1:55.962	2	45.366	1:48.301									
48	53.754	1:51.684	44	1 LAP	1:57.805									
1	1:06.927	1:51.752	48	58.952	1:51.054									
31	1:12.246	1:50.749	57	1 LAP	1:58.322									
87	1:18.996	1:51.759	1	1:14.758	1:53.687									
71	1:19.562	1:49.670	31	1:17.580	1:51.190									
78	1:22.306	1:53.099	87	1:24.787	1:51.647									
11	1 LAP	2:01.711	71	1:25.201	1:51.495									
14	1 LAP	2:04.748	78	1:28.917	1:52.467									
			91	1 LAP	2:25.066									
			11	1 LAP	2:00.920									
			14	1 LAP	2:00.358									

Weather/Track: Cloudy /Dry

www.mstworld.com

Page 3 of 3

Cadwell Park
Circuit Length = 2.1870 miles.
Start: 13:06 End: 13:27

Printed - 13:31 Sunday, 19 April 2009

**HSCC 'Grandstand Sports Tours' Formula Ford supported by Avon Tyres
 QUALIFYING - RACE 2 - Cadwell Park - 19 April 2009**

POS	NO	CL	DRIVER	NAT	CAR	TIME	LAPS	GAP	MPH
1	11		Westie MITCHELL		Merlyn Mk20	1:36.996	4		81.17
2	7		Amanda WHITAKER		Elden Mk8	1:37.133	9	0.137	81.05
3	57		David WILD		Lola T200	1:37.348	9	0.352	80.87
4	38		John HAYES-HARLOW		Elden Mk 8/10	1:37.565	10	0.569	80.69
5	5		Benn SIMMS		Alexis Mk14	1:37.773	9	0.777	80.52
6	32		Robert WAINWRIGHT		Elden Mk8	1:37.875	10	0.879	80.44
7	79		Diogo FERRAO		Merlyn Mk20	1:38.148	10	1.152	80.21
8	92	N	Simon TOYNE		Lola T200	1:38.481	9	1.485	79.94
9	70		John HARRISON		Lola T200	1:38.638	10	1.642	79.81
10	67		Paul McMORRAN		Crossle 20F	1:39.541	10	2.545	79.09
11	77		Chris SHARPLES		Palliser WDF1	1:39.544	9	2.548	79.09
12	9		Adam SYKES		Merlyn Mk11A	1:39.663	10	2.667	78.99
13	6		Neil DAVIES		Lotus 61MX	1:41.821	9	4.825	77.32
14	4		John SYKES		Merlyn Mk11A/20	1:41.872	6	4.876	77.28
15	44		John BLADON	TR	Merlyn Mk11A	1:41.930	9	4.934	77.24
16	69		Dave LOWE		Lotus 69	1:42.751	9	5.755	76.62
17	27		Dick DIXON		Lotus 61	1:44.232	9	7.236	75.53
18	56		Alan FAIRBROTHER		Merlyn Mk20	1:44.621	9	7.625	75.25
19	63		Matthew STURMER		Macon MR8	1:44.872	9	7.876	75.07
20	55		Roger ARNOLD		Merlyn Mk20	1:44.948	9	7.952	75.02
21	8		Andrew MANSELL		Merlyn Mk11A	1:45.974	8	8.978	74.29
22	31		Roy SIERGIEJEW		Merlyn Mk17	1:46.693	9	9.697	73.79
23	28		Michael WALES		Merlyn Mk20	1:48.625	9	11.629	72.48
24	39		David OWEN		Merlyn Mk20	1:51.807	4	14.811	70.41
25	87		Paul STRINGER		Lotus 51	1:53.258	8	16.262	69.51
26	15		Gareth PAUL		Merlyn Mk17A	1:54.133	8	17.137	68.98
27	65		Terry FULLERTON		Merlyn 11A	2:06.626	8	29.630	62.17

TR = Transponder Not Working

Weather/Track : Cloudy/ Dry. Car 5 reserve

These results are provisional until the conclusion of any judicial and technical matters.

Cadwell Park

Circuit Length = 2.1870 miles.

Start: 9:27 End: 9:42

Clerk of the Course:		Timekeeper:
----------------------	--	-------------

**HSCC 'Grandstand Sports Tours' Formula Ford supported by Avon Tyres
 QUALIFYING - LAP ANALYSIS - Cadwell Park - 19 April 2009**

4	John SYKES	Merlyn Mk11A/20
1 - X:00.000	6 - 1:53.924	
2 - 1:49.218		
3 - 1:41.872		
4 - 1:42.857		
5 - 1:47.464		
5	Benn SIMMS	Alexis Mk14
1 - X:00.000	6 - 1:41.187	
2 - 1:51.327	7 - 1:42.189	
3 - 1:41.480	8 - 1:42.154	
4 - 1:43.533	9 - 1:37.773	
5 - 1:41.069		
6	Neil DAVIES	Lotus 61MX
1 - X:00.000	6 - 1:49.424	
2 - 2:00.458	7 - 1:45.616	
3 - 1:46.860	8 - 1:48.317	
4 - 1:45.518	9 - 1:41.821	
5 - 1:45.077		
7	Amanda WHITAKER	Elden Mk8
1 - X:00.000	6 - 3:06.336P	
2 - 1:47.435	7 - 1:45.311	
3 - 1:38.614	8 - 1:43.099	
4 - 1:37.133	9 - 1:39.228	
5 - 1:38.168		
8	Andrew MANSELL	Merlyn Mk11A
1 - X:00.000	6 - 3:58.737	
2 - 2:01.368	7 - 1:47.344	
3 - 1:53.728	8 - 1:46.365	
4 - 1:45.974		
5 - 1:47.167		
9	Adam SYKES	Merlyn Mk11A
1 - X:00.000	6 - 1:49.992	
2 - 1:47.436	7 - 1:45.033	
3 - 1:44.832	8 - 1:39.663	
4 - 1:40.189	9 - 1:40.285	
5 - 1:43.147	10 - 1:45.274	

TR = Transponder Not Working

Weather/Track: Sun /Dry

These results are provisional until the conclusion of any judicial and technical matters.

www.mstworld.com

Page 1 of 5

Cadwell Park

Circuit Length = 2.1870 miles.

Start: 9:27 End: 9:42

Printed - 09:45 Sunday, 19 April 2009

HSCC 'Grandstand Sports Tours' Formula Ford supported by Avon Tyres
QUALIFYING - LAP ANALYSIS - Cadwell Park - 19 April 2009
 (contd.)

11	Westie MITCHELL	Merlyn Mk20
1 - X:00.000 2 - 1:43.727 3 - 1:40.534 4 - 1:36.996		
15	Gareth PAUL	Merlyn Mk17A
1 - X:00.000 6 - 2:02.650 2 - 2:08.492 7 - 1:55.778 3 - 2:02.595 8 - 1:54.133 4 - 1:58.652 5 - 2:05.429		
27	Dick DIXON	Lotus 61
1 - X:00.000 6 - 1:52.856 2 - 2:08.778 7 - 1:51.337 3 - 1:50.199 8 - 1:44.655 4 - 1:47.934 9 - 1:44.232 5 - 1:49.937		
28	Michael WALES	Merlyn Mk20
1 - X:00.000 6 - 1:59.669 2 - 1:55.946 7 - 1:51.266 3 - 1:52.664 8 - 1:50.237 4 - 1:51.554 9 - 1:48.625 5 - 1:52.660		
31	Roy SIERGIEJEW	Merlyn Mk17
1 - X:00.000 6 - 2:02.048 2 - 1:55.234 7 - 1:47.746 3 - 1:51.581 8 - 1:49.404 4 - 1:48.676 9 - 1:46.693 5 - 1:47.199		
32	Robert WAINWRIGHT	Elden Mk8
1 - X:00.000 6 - 1:42.135 2 - 1:54.759 7 - 1:42.821 3 - 1:45.282 8 - 1:41.212 4 - 1:43.040 9 - 1:38.675 5 - 1:43.604 10 - 1:37.875		

TR = Transponder Not Working

Weather/Track: Sun /Dry

These results are provisional until the conclusion of any judicial and technical matters.

www.mstworld.com

Page 2 of 5

Cadwell Park

Circuit Length = 2.1870 miles.

Start: 9:27 End: 9:42

Printed - 09:45 Sunday, 19 April 2009

HSCC 'Grandstand Sports Tours' Formula Ford supported by Avon Tyres
QUALIFYING - LAP ANALYSIS - Cadwell Park - 19 April 2009
 (contd.)

38	John HAYES-HARLOW	Elden Mk 8/10
1 - X:00.000	6 - 1:50.117	
2 - 1:44.671	7 - 1:38.133	
3 - 1:39.755	8 - 1:48.455	
4 - 1:37.565	9 - 1:37.732	
5 - 1:38.022	10 - 2:16.932P	
39	David OWEN	Merlyn Mk20
1 - X:00.000		
2 - 2:04.405		
3 - 1:51.807		
4 - 1:52.246		
44	John BLADON	TR Merlyn Mk11A
1 - X:00.000	6 - 2:00.340	
2 - 1:56.235	7 - 1:45.683	
3 - 1:47.838	8 - 1:46.901	
4 - 1:44.823	9 - 1:41.930	
5 - 1:47.138		
55	Roger ARNOLD	Merlyn Mk20
1 - X:00.000	6 - 2:05.880	
2 - 2:03.928	7 - 1:50.322	
3 - 1:53.611	8 - 1:44.948	
4 - 1:48.348	9 - 1:45.203	
5 - 1:49.960		
56	Alan FAIRBROTHER	Merlyn Mk20
1 - X:00.000	6 - 1:48.909	
2 - 2:03.248	7 - 1:47.268	
3 - 1:49.831	8 - 1:50.071	
4 - 1:46.445	9 - 1:44.621	
5 - 1:48.959		
57	David WILD	Lola T200
1 - X:00.000	6 - 2:14.535P	
2 - 1:48.048	7 - 1:46.453	
3 - 1:39.632	8 - 1:38.532	
4 - 1:42.720	9 - 1:37.348	
5 - 1:41.866		

TR = Transponder Not Working

Weather/Track: Sun /Dry

These results are provisional until the conclusion of any judicial and technical matters.

www.mstworld.com

Page 3 of 5

Cadwell Park

Circuit Length = 2.1870 miles.

Start: 9:27 End: 9:42

Printed - 09:45 Sunday, 19 April 2009

HSCC 'Grandstand Sports Tours' Formula Ford supported by Avon Tyres
QUALIFYING - LAP ANALYSIS - Cadwell Park - 19 April 2009
 (contd.)

63	Matthew STURMER	Macon MR8
1 -	X:00.000	6 - 2:01.379
2 -	1:56.675	7 - 1:48.768
3 -	1:51.589	8 - 1:51.561
4 -	1:47.945	9 - 1:44.872
5 -	1:50.456	
65	Terry FULLERTON	Merlyn 11A
1 -	X:00.000	6 - 2:09.143
2 -	2:11.210	7 - 2:14.929
3 -	2:08.549	8 - 2:07.011
4 -	2:06.626	
5 -	2:13.313	
67	Paul McMORRAN	Crossle 20F
1 -	X:00.000	6 - 1:42.514
2 -	1:49.056	7 - 1:43.344
3 -	1:46.551	8 - 1:40.482
4 -	1:41.389	9 - 1:39.541
5 -	1:41.516	10 - 1:40.892
69	Dave LOWE	Lotus 69
1 -	X:00.000	6 - 1:46.458
2 -	1:56.428	7 - 1:43.964
3 -	1:45.415	8 - 1:45.026
4 -	1:42.751	9 - 1:45.713
5 -	1:44.650	
70	John HARRISON	Lola T200
1 -	X:00.000	6 - 1:44.153
2 -	1:51.340	7 - 1:42.428
3 -	1:47.052	8 - 1:40.796
4 -	1:45.381	9 - 1:39.132
5 -	1:40.539	10 - 1:38.638
77	Chris SHARPLES	Palliser WDF1
1 -	X:00.000	6 - 1:47.948
2 -	1:59.842	7 - 1:47.364
3 -	1:49.848	8 - 1:46.892
4 -	1:43.938	9 - 1:39.544
5 -	1:44.333	

TR = Transponder Not Working

Weather/Track: Sun /Dry

These results are provisional until the conclusion of any judicial and technical matters.

www.mstworld.com

Page 4 of 5

Cadwell Park

Circuit Length = 2.1870 miles.

Start: 9:27 End: 9:42

Printed - 09:45 Sunday, 19 April 2009

HSCC 'Grandstand Sports Tours' Formula Ford supported by Avon Tyres
QUALIFYING - LAP ANALYSIS - Cadwell Park - 19 April 2009
 (contd.)

79	Diogo FERRAO	Merlyn Mk20
1 - X:00.000	6 - 1:45.923	
2 - 1:44.841	7 - 1:42.503	
3 - 1:40.511	8 - 1:39.409	
4 - 1:38.148	9 - 1:47.458	
5 - 1:42.590	10 - 1:56.093	
87	Paul STRINGER	Lotus 51
1 - X:00.000	6 - 1:59.096	
2 - 2:05.850	7 - 1:53.258	
3 - 1:59.269	8 - 1:54.250	
4 - 1:57.358		
5 - 2:01.395		
92	Simon TOYNE	Lola T200
1 - X:00.000	6 - 1:50.477	
2 - 1:55.480	7 - 1:40.923	
3 - 1:43.020	8 - 2:00.478	
4 - 1:40.840	9 - 1:38.481	
5 - 1:45.365		

TR = Transponder Not Working

Weather/Track: Sun /Dry

These results are provisional until the conclusion of any judicial and technical matters.

www.mstworld.com

Page 5 of 5

Cadwell Park

Circuit Length = 2.1870 miles.

Start: 9:27 End: 9:42

Printed - 09:45 Sunday, 19 April 2009

**HSCC 'Grandstand Sports Tours' Formula Ford supported by Avon Tyres
GRID FOR RACE 2 - Cadwell Park - 19 April 2009**

ROW
13
ROW
12
ROW
11
ROW
10
ROW
9
ROW
8
ROW
7
ROW
6
ROW
5
ROW
4
ROW
3
ROW
2
ROW
1

65 FULLERTON

87 STRINGER

28 WALES

8 MANSELL

63 STURMER

27 DIXON

44 BLADON

6 DAVIES

77 SHARPLES

70 HARRISON

79 FERRAO

38 HAYES-HARLOW

7 WHITAKER

15 PAUL

39 OWEN

31 SIERGIEJEW

55 ARNOLD

56 FAIRBROTHER

69 LOWE

4 SYKES

9 SYKES

67 McMORRAN


92 TOYNE

32 WAINWRIGHT

57 WILD

11 MITCHELL

POLE



TR = Transponder Not Working
Weather/Track : Cloudy/ Dry. Car 5 reserve
These results are provisional until the conclusion of any judicial and technical matters.

Cadwell Park
Circuit Length = 2.1870 miles.
Start: 9:27 End: 9:42

Clerk of the Course:		Timekeeper:
----------------------	--	-------------

HSCC 'Grandstand Sports Tours' Formula Ford supported by Avon Tyres
RACE 2 CLASSIFICATION - Cadwell Park - 19 April 2009

POS	NO	CL	DRIVER	NAT	CAR	TIME	LAPS	GAP	MPH	BEST
1	7		Amanda WHITAKER		Elden Mk8	21:06.714	13		80.80	1:35.864
2	11		Westie MITCHELL		Merlyn Mk20	21:18.339	13	11.625	80.06	1:35.845
3	57		David WILD		Lola T200	21:25.573	13	18.859	79.61	1:37.780
4	32		Robert WAINWRIGHT		Elden Mk8	21:32.547	13	25.833	79.18	1:37.617
5	38		John HAYES-HARLOW		Elden Mk 8/10	21:40.438	13	33.724	78.70	1:37.444
6	77		Chris SHARPLES		Palliser WDF1	21:46.138	13	39.424	78.36	1:38.598
7	70		John HARRISON		Lola T200	21:46.289	13	39.575	78.35	1:38.640
8	79		Diogo FERRAO		Merlyn Mk20	21:54.041	13	47.327	77.89	1:38.647
9	67		Paul McMORRAN		Crossle 20F	22:06.506	13	59.792	77.15	1:38.588
10	4		John SYKES		Merlyn Mk11A/20	22:07.730	13	1:01.016	77.08	1:39.984
11	6		Neil DAVIES		Lotus 61MX	22:08.487	13	1:01.773	77.04	1:40.560
12	69		Dave LOWE		Lotus 69	22:09.268	13	1:02.554	76.99	1:39.703
13	44		John BLADON		Merlyn Mk11A	22:09.989	13	1:03.275	76.95	1:39.439
14	92	N	Simon TOYNE		Lola T200	22:10.419	13	1:03.705	76.93	1:38.379
15	56		Alan FAIRBROTHER		Merlyn Mk20	22:33.848	13	1:27.134	75.60	1:42.071
16	8		Andrew MANSELL		Merlyn Mk11A	22:34.412	13	1:27.698	75.56	1:42.021
17	63		Matthew STURMER		Macon MR8	22:35.354	13	1:28.640	75.51	1:41.472
18	55		Roger ARNOLD		Merlyn Mk20	21:06.784	12	1 LAP	74.58	1:42.841
19	39		David OWEN		Merlyn Mk20	21:35.067	12	1 LAP	72.95	1:43.336
20	31		Roy SIERGIEJEW		Merlyn Mk17	21:35.980	12	1 LAP	72.90	1:45.653
21	28		Michael WALES		Merlyn Mk20	21:38.259	12	1 LAP	72.77	1:44.599
22	87		Paul STRINGER		Lotus 51	22:29.742	12	1 LAP	69.99	1:49.277
23	65		Terry FULLERTON		Merlyn 11A	22:04.521	11	2 LAPS	65.38	1:56.536

NOT CLASSIFIED

5		Benn SIMMS		Alexis Mk14	18:31.810	11	D.N.F.	77.89	1:36.669
27		Dick DIXON		Lotus 61	15:44.945	9	D.N.F.	74.98	1:43.059
9		Adam SYKES		Merlyn Mk11A	14:02.009	8	D.N.F.	74.80	1:41.137

FASTEST LAP

11		Westie MITCHELL		Merlyn Mk20	1:35.845	9	82.14mph	132.19kph
92	N	Simon TOYNE		Lola T200	1:38.379	10	80.02mph	128.79kph

Weather/Track: Cloudy /Dry

These results are provisional until the conclusion of any judicial and technical matters.

Cadwell Park
 Circuit Length = 2.1870 miles.
 Start: 13:41 End: 14:02

Clerk of the Course:

Timekeeper:

**HSCC 'Grandstand Sports Tours' Formula Ford supported by Avon Tyres
RACE - LAP ANALYSIS - Cadwell Park - 19 April 2009**

4	John SYKES	Merlyn Mk11A/20
1 -	1:53.665	6 - 1:41.451
2 -	1:41.331	7 - 1:41.604
3 -	1:41.899	8 - 1:40.600
4 -	1:41.626	9 - 1:40.776
5 -	1:42.466	10 - 1:41.357
11 -	1:40.637	12 - 1:39.984
		13 - 1:40.334
5	Benn SIMMS	Alexis Mk14
1 -	1:56.286	6 - 1:41.489
2 -	1:43.324	7 - 1:39.703
3 -	1:40.334	8 - 1:38.136
4 -	1:39.011	9 - 1:37.559
5 -	1:41.610	10 - 1:37.689
11 -	1:36.669	
6	Neil DAVIES	Lotus 61MX
1 -	1:52.377	6 - 1:41.055
2 -	1:40.664	7 - 1:41.612
3 -	1:41.525	8 - 1:41.164
4 -	1:41.171	9 - 1:40.560
5 -	1:41.740	10 - 1:40.932
11 -	1:40.944	12 - 1:42.879
		13 - 1:41.864
7	Amanda WHITAKER	Elden Mk8
1 -	1:43.439	6 - 1:36.797
2 -	1:37.442	7 - 1:36.173
3 -	1:36.447	8 - 1:36.582
4 -	1:36.991	9 - 1:36.480
5 -	1:37.102	10 - 1:38.819
11 -	1:36.348	12 - 1:35.864
		13 - 1:38.230
8	Andrew MANSELL	Merlyn Mk11A
1 -	1:57.848	6 - 1:42.605
2 -	1:43.593	7 - 1:44.367
3 -	1:43.482	8 - 1:43.925
4 -	1:43.568	9 - 1:43.645
5 -	1:42.283	10 - 1:42.426
11 -	1:42.021	12 - 1:42.439
		13 - 1:42.210
9	Adam SYKES	Merlyn Mk11A
1 -	1:57.133	6 - 1:42.230
2 -	1:43.407	7 - 1:42.355
3 -	1:49.470	8 - 1:44.134
4 -	1:42.143	
5 -	1:41.137	

Weather/Track: Cloudy /Dry

www.mstworld.com

Page 1 of 5

Cadwell Park
Circuit Length = 2.1870 miles.
Start: 13:41 End: 14:02

Printed - 14:12 Sunday, 19 April 2009

HSCC 'Grandstand Sports Tours' Formula Ford supported by Avon Tyres
RACE - LAP ANALYSIS - Cadwell Park - 19 April 2009
 (contd.)

11	Westie MITCHELL	Merlyn Mk20
1 - 1:44.621	6 - 1:36.428	11 - 1:35.868
2 - 1:37.215	7 - 1:36.658	12 - 1:44.991
3 - 1:38.182	8 - 1:36.982	13 - 1:39.985
4 - 1:36.965	9 - 1:35.845	
5 - 1:36.364	10 - 1:38.235	
27	Dick DIXON	Lotus 61
1 - 1:54.654	6 - 1:43.893	
2 - 1:43.733	7 - 1:44.589	
3 - 1:43.660	8 - 1:44.262	
4 - 1:43.473	9 - 1:43.622	
5 - 1:43.059		
28	Michael WALES	Merlyn Mk20
1 - 2:02.539	6 - 1:46.511	11 - 1:46.131
2 - 1:49.102	7 - 1:48.574	12 - 1:44.599
3 - 1:48.184	8 - 1:47.177	
4 - 1:46.376	9 - 1:47.539	
5 - 1:46.207	10 - 1:45.320	
31	Roy SIERGIEJEV	Merlyn Mk17
1 - 2:02.136	6 - 1:45.853	11 - 1:45.936
2 - 1:48.513	7 - 1:46.891	12 - 1:46.825
3 - 1:47.396	8 - 1:45.653	
4 - 1:47.051	9 - 1:47.610	
5 - 1:46.355	10 - 1:45.761	
32	Robert WAINWRIGHT	Elden Mk8
1 - 1:46.202	6 - 1:38.703	11 - 1:38.213
2 - 1:38.319	7 - 1:37.617	12 - 1:39.634
3 - 1:40.168	8 - 1:38.318	13 - 1:38.928
4 - 1:41.630	9 - 1:38.085	
5 - 1:38.922	10 - 1:37.808	
38	John HAYES-HARLOW	Elden Mk 8/10
1 - 1:47.210	6 - 1:38.598	11 - 1:37.568
2 - 1:38.204	7 - 1:38.422	12 - 1:41.558
3 - 1:39.345	8 - 1:37.444	13 - 1:41.470
4 - 1:44.451	9 - 1:38.480	
5 - 1:39.404	10 - 1:38.284	

Weather/Track: Cloudy /Dry

HSCC 'Grandstand Sports Tours' Formula Ford supported by Avon Tyres
RACE - LAP ANALYSIS - Cadwell Park - 19 April 2009
 (contd.)

39	David OWEN	Merlyn Mk20
1 - 2:03.894	6 - 1:44.635	11 - 1:43.336
2 - 1:47.976	7 - 1:56.528	12 - 1:45.563
3 - 1:47.043	8 - 1:44.017	
4 - 1:46.364	9 - 1:46.405	
5 - 1:44.399	10 - 1:44.907	
44	John BLADON	Merlyn Mk11A
1 - 1:53.141	6 - 1:41.534	11 - 1:40.368
2 - 1:41.433	7 - 1:41.746	12 - 1:40.005
3 - 1:41.984	8 - 1:44.549	13 - 1:41.370
4 - 1:41.731	9 - 1:40.600	
5 - 1:42.089	10 - 1:39.439	
55	Roger ARNOLD	Merlyn Mk20
1 - 1:55.674	6 - 1:44.771	11 - 1:42.914
2 - 1:43.208	7 - 1:43.719	12 - 1:44.174
3 - 1:51.610	8 - 1:42.841	
4 - 1:44.315	9 - 1:45.232	
5 - 1:44.800	10 - 1:43.526	
56	Alan FAIRBROTHER	Merlyn Mk20
1 - 1:55.591	6 - 1:43.890	11 - 1:42.071
2 - 1:43.939	7 - 1:44.165	12 - 1:42.090
3 - 1:44.883	8 - 1:43.089	13 - 1:42.361
4 - 1:42.361	9 - 1:43.693	
5 - 1:42.529	10 - 1:43.186	
57	David WILD	Lola T200
1 - 1:45.888	6 - 1:37.780	11 - 1:39.347
2 - 1:38.199	7 - 1:37.799	12 - 1:38.915
3 - 1:38.117	8 - 1:37.999	13 - 1:38.975
4 - 1:38.142	9 - 1:38.409	
5 - 1:38.170	10 - 1:37.833	
63	Matthew STURMER	Macon MR8
1 - 1:58.842	6 - 1:42.599	11 - 1:41.472
2 - 1:43.607	7 - 1:46.226	12 - 1:42.502
3 - 1:43.281	8 - 1:41.994	13 - 1:41.989
4 - 1:44.105	9 - 1:43.860	
5 - 1:42.871	10 - 1:42.006	

Weather/Track: Cloudy /Dry

HSCC 'Grandstand Sports Tours' Formula Ford supported by Avon Tyres
RACE - LAP ANALYSIS - Cadwell Park - 19 April 2009
 (contd.)

65	Terry FULLERTON	Merlyn 11A
1 - 2:07.464	6 - 2:03.295	11 - 1:56.536
2 - 1:57.559	7 - 1:59.820	
3 - 2:00.139	8 - 1:58.654	
4 - 1:59.307	9 - 2:00.297	
5 - 2:00.588	10 - 2:00.862	
67	Paul McMORRAN	Crossle 20F
1 - 1:50.074	6 - 1:39.058	11 - 1:40.379
2 - 1:40.093	7 - 1:38.771	12 - 1:49.922
3 - 1:39.051	8 - 1:38.588	13 - 1:44.901
4 - 1:40.513	9 - 1:46.059	
5 - 1:40.188	10 - 1:38.909	
69	Dave LOWE	Lotus 69
1 - 1:56.783	6 - 1:39.815	11 - 1:40.057
2 - 1:43.193	7 - 1:40.923	12 - 1:39.937
3 - 1:44.169	8 - 1:40.848	13 - 1:41.548
4 - 1:41.528	9 - 1:40.350	
5 - 1:40.414	10 - 1:39.703	
70	John HARRISON	Lola T200
1 - 1:49.165	6 - 1:40.306	11 - 1:39.922
2 - 1:39.102	7 - 1:40.283	12 - 1:39.803
3 - 1:39.111	8 - 1:38.640	13 - 1:40.331
4 - 1:41.183	9 - 1:39.925	
5 - 1:39.573	10 - 1:38.945	
77	Chris SHARPLES	Palliser WDF1
1 - 1:51.861	6 - 1:39.247	11 - 1:39.443
2 - 1:39.987	7 - 1:38.850	12 - 1:38.787
3 - 1:38.613	8 - 1:38.598	13 - 1:39.844
4 - 1:39.584	9 - 1:39.377	
5 - 1:41.930	10 - 1:40.017	
79	Diogo FERRAO	Merlyn Mk20
1 - 1:49.802	6 - 1:38.894	11 - 1:40.087
2 - 1:39.397	7 - 1:39.537	12 - 1:39.514
3 - 1:38.812	8 - 1:38.647	13 - 1:47.317
4 - 1:41.736	9 - 1:39.846	
5 - 1:40.935	10 - 1:39.517	

Weather/Track: Cloudy /Dry

www.mstworld.com

Page 4 of 5

Cadwell Park
 Circuit Length = 2.1870 miles.
 Start: 13:41 End: 14:02

Printed - 14:12 Sunday, 19 April 2009

HSCC 'Grandstand Sports Tours' Formula Ford supported by Avon Tyres
RACE - LAP ANALYSIS - Cadwell Park - 19 April 2009
 (contd.)

87	Paul STRINGER	Lotus 51
1 - 2:04.577	6 - 1:51.401	11 - 1:52.182
2 - 1:49.277	7 - 1:52.938	12 - 1:49.454
3 - 1:49.589	8 - 1:53.022	
4 - 1:51.034	9 - 1:54.389	
5 - 1:50.806	10 - 1:51.073	
92	Simon TOYNE	Lola T200
1 - 1:50.345	6 - 1:43.306	11 - 1:39.125
2 - 1:41.985	7 - 1:58.840	12 - 1:40.618
3 - 1:38.412	8 - 1:41.205	13 - 1:39.795
4 - 1:39.643	9 - 1:38.552	
5 - 1:40.214	10 - 1:38.379	

Weather/Track: Cloudy /Dry

www.mstworld.com

Page 5 of 5

Cadwell Park
 Circuit Length = 2.1870 miles.
 Start: 13:41 End: 14:02

Printed - 14:12 Sunday, 19 April 2009

HSCC 'Grandstand Sports Tours' Formula Ford supported by Avon Tyres
RACE - LAP CHART - Cadwell Park - 19 April 2009

Lap 1			Lap 2			Lap 3			Lap 4			Lap 5		
No	Behind	Laptime	No	Behind	Laptime	No	Behind	Laptime	No	Behind	Laptime	No	Behind	Laptime
7		1:43.439	7		1:37.442	7		1:36.447	7		1:36.991	7		1:37.102
11	1.182	1:44.621	11	0.955	1:37.215	11	2.690	1:38.182	11	2.664	1:36.965	11	1.926	1:36.364
57	2.449	1:45.888	57	3.206	1:38.199	57	4.876	1:38.117	57	6.027	1:38.142	57	7.095	1:38.170
32	2.763	1:46.202	32	3.640	1:38.319	32	7.361	1:40.168	32	12.000	1:41.630	32	13.820	1:38.922
38	3.771	1:47.210	38	4.533	1:38.204	38	7.431	1:39.345	70	14.242	1:41.183	70	16.713	1:39.573
70	5.726	1:49.165	70	7.386	1:39.102	70	10.050	1:39.111	38	14.891	1:44.451	38	17.193	1:39.404
79	6.363	1:49.802	79	8.318	1:39.397	79	10.683	1:38.812	67	15.412	1:40.513	67	18.498	1:40.188
67	6.635	1:50.074	67	9.286	1:40.093	67	11.890	1:39.051	79	15.428	1:41.736	92	19.178	1:40.214
92	6.906	1:50.345	77	10.967	1:39.987	77	13.133	1:38.613	77	15.726	1:39.584	79	19.261	1:40.935
77	8.422	1:51.861	92	11.449	1:41.985	92	13.414	1:38.412	92	16.066	1:39.643	77	20.554	1:41.930
6	8.938	1:52.377	6	12.160	1:40.664	6	17.238	1:41.525	6	21.418	1:41.171	6	26.056	1:41.740
44	9.702	1:53.141	44	13.693	1:41.433	44	19.230	1:41.984	44	23.970	1:41.731	44	28.957	1:42.089
4	10.226	1:53.665	4	14.115	1:41.331	4	19.567	1:41.899	4	24.202	1:41.626	5	29.144	1:41.610
27	11.215	1:54.654	27	17.506	1:43.733	5	22.616	1:40.334	5	24.636	1:39.011	4	29.566	1:42.466
56	12.152	1:55.591	55	18.001	1:43.208	27	24.719	1:43.660	27	31.201	1:43.473	69	34.666	1:40.414
55	12.235	1:55.674	56	18.649	1:43.939	69	26.817	1:44.169	69	31.354	1:41.528	27	37.158	1:43.059
5	12.847	1:56.286	5	18.729	1:43.324	56	27.085	1:44.883	56	32.455	1:42.361	56	37.882	1:42.529
69	13.344	1:56.783	69	19.095	1:43.193	8	27.595	1:43.482	8	34.172	1:43.568	8	39.353	1:42.283
9	13.694	1:57.133	9	19.659	1:43.407	63	28.402	1:43.281	63	35.516	1:44.105	63	41.285	1:42.871
8	14.409	1:57.848	8	20.560	1:43.593	9	32.682	1:49.470	9	37.834	1:42.143	9	41.869	1:41.137
63	15.403	1:58.842	63	21.568	1:43.607	55	33.164	1:51.610	55	40.488	1:44.315	55	48.186	1:44.800
31	18.697	2:02.136	31	29.768	1:48.513	31	40.717	1:47.396	31	50.777	1:47.051	39	58.255	1:44.399
28	19.100	2:02.539	28	30.760	1:49.102	39	41.585	1:47.043	39	50.958	1:46.364	31	1:00.030	1:46.355
39	20.455	2:03.894	39	30.989	1:47.976	28	42.497	1:48.184	28	51.882	1:46.376	28	1:00.987	1:46.207
87	21.138	2:04.577	87	32.973	1:49.277	87	46.115	1:49.589	87	1:00.158	1:51.034	87	1:13.862	1:50.806
65	24.025	2:07.464	65	44.142	1:57.559	65	1:07.834	2:00.139	65	1:30.150	1:59.307			

Weather/Track: Cloudy /Dry

HSCC 'Grandstand Sports Tours' Formula Ford supported by Avon Tyres
RACE - LAP CHART - Cadwell Park - 19 April 2009
 (contd.)

Lap 6			Lap 7			Lap 8			Lap 9			Lap 10		
No	Behind	Laptime	No	Behind	Laptime	No	Behind	Laptime	No	Behind	Laptime	No	Behind	Laptime
7		1:36.797	7		1:36.173	7		1:36.582	7		1:36.480	7		1:38.819
11	1.557	1:36.428	11	2.042	1:36.658	11	2.442	1:36.982	11	1.807	1:35.845	31	1 LAP	1:47.610
57	8.078	1:37.780	57	9.704	1:37.799	87	1 LAP	1:52.938	57	13.050	1:38.409	11	1.223	1:38.235
32	15.726	1:38.703	32	17.170	1:37.617	57	11.121	1:37.999	32	20.511	1:38.085	39	1 LAP	1:46.405
65	1 LAP	2:00.588	38	21.243	1:38.422	32	18.906	1:38.318	38	24.105	1:38.480	28	1 LAP	1:47.539
38	18.994	1:38.598	67	23.357	1:38.771	38	22.105	1:37.444	87	1 LAP	1:53.022	57	12.064	1:37.833
70	20.222	1:40.306	70	24.332	1:40.283	67	25.363	1:38.588	70	29.835	1:39.925	32	19.500	1:37.808
67	20.759	1:39.058	79	24.722	1:39.537	70	26.390	1:38.640	79	30.153	1:39.846	38	23.570	1:38.284
79	21.358	1:38.894	77	25.681	1:38.850	79	26.787	1:38.647	77	30.594	1:39.377	70	29.961	1:38.945
77	23.004	1:39.247	6	35.753	1:41.612	77	27.697	1:38.598	67	34.942	1:46.059	79	30.851	1:39.517
92	25.687	1:43.306	5	37.366	1:39.703	5	38.920	1:38.136	5	39.999	1:37.559	77	31.792	1:40.017
6	30.314	1:41.055	44	39.267	1:41.746	6	40.335	1:41.164	6	44.415	1:40.560	67	35.032	1:38.909
44	33.694	1:41.534	4	39.651	1:41.604	4	43.669	1:40.600	4	47.965	1:40.776	5	38.869	1:37.689
5	33.836	1:41.489	69	42.434	1:40.923	69	46.700	1:40.848	69	50.570	1:40.350	87	1 LAP	1:54.389
4	34.220	1:41.451	65	1 LAP	2:03.295	44	47.234	1:44.549	44	51.354	1:40.600	6	46.528	1:40.932
69	37.684	1:39.815	92	48.354	1:58.840	92	52.977	1:41.205	92	55.049	1:38.552	4	50.503	1:41.357
27	44.254	1:43.893	27	52.670	1:44.589	56	59.474	1:43.089	56	1:06.687	1:43.693	69	51.454	1:39.703
56	44.975	1:43.890	56	52.967	1:44.165	27	1:00.350	1:44.262	27	1:07.492	1:43.622	44	51.974	1:39.439
8	45.161	1:42.605	8	53.355	1:44.367	8	1:00.698	1:43.925	8	1:07.863	1:43.645	92	54.609	1:38.379
63	47.087	1:42.599	9	53.484	1:42.355	9	1:01.036	1:44.134	63	1:09.932	1:43.860	56	1:11.054	1:43.186
9	47.302	1:42.230	63	57.140	1:46.226	63	1:02.552	1:41.994	55	1:18.717	1:45.232	8	1:11.470	1:42.426
55	56.160	1:44.771	55	1:03.706	1:43.719	65	1 LAP	1:59.820	65	1 LAP	1:58.654	63	1:13.119	1:42.006
39	1:06.093	1:44.635	31	1:19.804	1:46.891	55	1:09.965	1:42.841				55	1:23.424	1:43.526
31	1:09.086	1:45.853	28	1:23.102	1:48.574	31	1:28.875	1:45.653						
28	1:10.701	1:46.511	39	1:26.448	1:56.528	28	1:33.697	1:47.177						
87	1:28.466	1:51.401				39	1:33.883	1:44.017						

Weather/Track: Cloudy /Dry

HSCC 'Grandstand Sports Tours' Formula Ford supported by Avon Tyres
RACE - LAP CHART - Cadwell Park - 19 April 2009
 (contd.)

Lap 11			Lap 12			Lap 13			Lap 14			Lap 15		
No	Behind	Laptime	No	Behind	Laptime	No	Behind	Laptime	No	Behind	Laptime	No	Behind	Laptime
7		1:36.348	7		1:35.864	7		1:38.230						
11	0.743	1:35.868	11	9.870	1:44.991	55	1 LAP	1:44.174						
31	1 LAP	1:45.761	57	18.114	1:38.915	11	11.625	1:39.985						
39	1 LAP	1:44.907	31	1 LAP	1:45.936	57	18.859	1:38.975						
65	2 LAPS	2:00.297	39	1 LAP	1:43.336	32	25.833	1:38.928						
28	1 LAP	1:45.320	32	25.135	1:39.634	39	1 LAP	1:45.563						
57	15.063	1:39.347	28	1 LAP	1:46.131	31	1 LAP	1:46.825						
32	21.365	1:38.213	38	30.484	1:41.558	28	1 LAP	1:44.599						
38	24.790	1:37.568	70	37.474	1:39.803	38	33.724	1:41.470						
70	33.535	1:39.922	77	37.810	1:38.787	77	39.424	1:39.844						
79	34.590	1:40.087	79	38.240	1:39.514	70	39.575	1:40.331						
77	34.887	1:39.443	65	2 LAPS	2:00.862	79	47.327	1:47.317						
67	39.063	1:40.379	67	53.121	1:49.922	65	2 LAPS	1:56.536						
5	39.190	1:36.669	6	58.139	1:42.879	67	59.792	1:44.901						
6	51.124	1:40.944	4	58.912	1:39.984	4	1:01.016	1:40.334						
4	54.792	1:40.637	69	59.236	1:39.937	6	1:01.773	1:41.864						
69	55.163	1:40.057	44	1:00.135	1:40.005	69	1:02.554	1:41.548						
87	1 LAP	1:51.073	92	1:02.140	1:40.618	44	1:03.275	1:41.370						
44	55.994	1:40.368	87	1 LAP	1:52.182	92	1:03.705	1:39.795						
92	57.386	1:39.125	56	1:23.003	1:42.090	87	1 LAP	1:49.454						
56	1:16.777	1:42.071	8	1:23.718	1:42.439	56	1:27.134	1:42.361						
8	1:17.143	1:42.021	63	1:24.881	1:42.502	8	1:27.698	1:42.210						
63	1:18.243	1:41.472				63	1:28.640	1:41.989						
55	1:29.990	1:42.914												

Weather/Track: Cloudy /Dry

**HSCC 'Grandstand Sports Tours' Formula Ford supported by Avon Tyres
GRID FOR RACE 9 - Cadwell Park - 19 April 2009**

ROW 13	9 SYKES	27 DIXON
ROW 12	5 SIMMS	65 FULLERTON
ROW 11	87 STRINGER	28 WALES
ROW 10	31 SIERGIEJEV	39 OWEN
ROW 9	55 ARNOLD	63 STURMER
ROW 8	8 MANSELL	56 FAIRBROTHER
ROW 7	92 TOYNE	44 BLADON
ROW 6	69 LOWE	6 DAVIES
ROW 5	4 SYKES	67 McMORRAN
ROW 4	79 FERRAO	70 HARRISON
ROW 3	77 SHARPLES	38 HAYES-HARLOW
ROW 2	32 WAINWRIGHT	57 WILD
ROW 1	11 MITCHELL	7 WHITAKER
		POLE

Weather/Track: Cloudy /Dry

These results are provisional until the conclusion of any judicial and technical matters.

Cadwell Park
Circuit Length = 2.1870 miles.
Start: 13:41 End: 14:02

Clerk of the Course:

Timekeeper:

HSCC 'Grandstand Sports Tours' Formula Ford supported by Avon Tyres
RACE 9 CLASSIFICATION - Cadwell Park - 19 April 2009

POS	NO	CL	DRIVER	NAT	CAR	TIME	LAPS	GAP	MPH	BEST
1	7		Amanda WHITAKER		Elden Mk8	21:22.470	13		79.80	1:36.475
2	11		Westie MITCHELL		Merlyn Mk20	21:29.435	13	6.965	79.37	1:36.460
3	57		David WILD		Lola T200	21:29.602	13	7.132	79.36	1:36.974
4	32		Robert WAINWRIGHT		Elden Mk8	21:49.168	13	26.698	78.18	1:37.180
5	70		John HARRISON		Lola T200	21:53.104	13	30.634	77.94	1:38.556
6	92	N	Simon TOYNE		Lola T200	21:53.352	13	30.882	77.93	1:38.438
7	67		Paul McMORRAN		Crossle 20F	21:54.347	13	31.877	77.87	1:38.694
8	77		Chris SHARPLES		Palliser WDF1	22:19.055	13	56.585	76.43	1:39.277
9	69		Dave LOWE		Lotus 69	22:36.827	13	1:14.357	75.43	1:40.306
10	9		Adam SYKES		Merlyn Mk11A	22:37.043	13	1:14.573	75.42	1:39.969
11	63		Matthew STURMER		Macon MR8	22:46.576	13	1:24.106	74.89	1:42.422
12	56		Alan FAIRBROTHER		Merlyn Mk20	22:47.234	13	1:24.764	74.86	1:43.053
13	8		Andrew MANSELL		Merlyn Mk11A	22:47.358	13	1:24.888	74.85	1:42.318
14	55		Roger ARNOLD		Merlyn Mk20	22:47.592	13	1:25.122	74.84	1:41.963
15	44		John BLADON		Merlyn Mk11A	21:28.256	12	1 LAP	73.33	1:42.589
16	6		Neil DAVIES		Lotus 61MX	21:28.409	12	1 LAP	73.33	1:41.917
17	28		Michael WALES		Merlyn Mk20	21:44.397	12	1 LAP	72.43	1:45.415
18	27		Dick DIXON		Lotus 61	21:44.631	12	1 LAP	72.41	1:44.474
19	39		David OWEN		Merlyn Mk20	22:20.302	12	1 LAP	70.49	1:46.169
20	15		Gareth PAUL		Merlyn Mk17A	22:27.222	12	1 LAP	70.12	1:47.860
21	87		Paul STRINGER		Lotus 51	23:09.183	12	1 LAP	68.01	1:51.756

NOT CLASSIFIED

79			Diogo FERRAO		Merlyn Mk20	15:31.607	9	D.N.F.	76.06	1:40.071
31			Roy SIERGIEJEW		Merlyn Mk17	14:37.332	8	D.N.F.	71.79	1:46.660
4			John SYKES		Merlyn Mk11A/20	12:20.890	7	D.N.F.	74.38	1:44.272
38			John HAYES-HARLOW		Elden Mk 8/10	1:45.713	1	D.N.F.	74.47	1:45.713

FASTEST LAP

11			Westie MITCHELL		Merlyn Mk20	1:36.460	9	81.62mph	131.35kph	
92	N		Simon TOYNE		Lola T200	1:38.438	13	79.98mph	128.71kph	

Weather/Track: Sun /Dry

These results are provisional until the conclusion of any judicial and technical matters.

Cadwell Park
 Circuit Length = 2.1870 miles.
 Start: 17:52 End: 18:13

Clerk of the Course:	Timekeeper:
----------------------	-------------

**HSCC 'Grandstand Sports Tours' Formula Ford supported by Avon Tyres
RACE - LAP ANALYSIS - Cadwell Park - 19 April 2009**

4	John SYKES	Merlyn Mk11A/20
1 -	1:52.647	6 - 1:44.543
2 -	1:44.842	7 - 1:45.164
3 -	1:45.040	
4 -	1:44.272	
5 -	1:44.382	
6	Neil DAVIES	Lotus 61MX
1 -	2:11.511	6 - 1:45.736
2 -	1:45.693	7 - 1:43.667
3 -	1:43.826	8 - 1:41.917
4 -	1:46.580	9 - 1:42.258
5 -	1:45.036	10 - 1:57.712
7	Amanda WHITAKER	Elden Mk8
1 -	1:43.951	6 - 1:36.608
2 -	1:37.984	7 - 1:37.492
3 -	1:37.885	8 - 1:37.529
4 -	1:37.820	9 - 1:36.475
5 -	1:36.966	10 - 1:38.371
8	Andrew MANSELL	Merlyn Mk11A
1 -	1:55.337	6 - 1:45.375
2 -	1:43.927	7 - 1:48.312
3 -	1:44.560	8 - 1:46.043
4 -	1:44.123	9 - 1:43.247
5 -	1:44.434	10 - 1:42.318
9	Adam SYKES	Merlyn Mk11A
1 -	2:05.315	6 - 1:42.961
2 -	1:47.306	7 - 1:45.356
3 -	1:42.871	8 - 1:44.579
4 -	1:40.313	9 - 1:40.884
5 -	1:41.077	10 - 1:41.269
11	Westie MITCHELL	Merlyn Mk20
1 -	1:44.793	6 - 1:36.637
2 -	1:37.707	7 - 1:37.055
3 -	1:37.864	8 - 1:37.549
4 -	1:37.776	9 - 1:36.460
5 -	1:37.261	10 - 1:48.719

Weather/Track: Sun /Dry

www.mstworld.com

Page 1 of 5

Cadwell Park
Circuit Length = 2.1870 miles.
Start: 17:52 End: 18:13

Printed - 18:17 Sunday, 19 April 2009

HSCC 'Grandstand Sports Tours' Formula Ford supported by Avon Tyres
RACE - LAP ANALYSIS - Cadwell Park - 19 April 2009
 (contd.)

15	Gareth PAUL	Merlyn Mk17A
1 - 2:11.902	6 - 1:49.632	11 - 1:50.492
2 - 1:53.438	7 - 1:50.926	12 - 1:47.860
3 - 1:51.608	8 - 1:50.369	
4 - 1:48.906	9 - 1:48.466	
5 - 1:48.427	10 - 1:55.196	
27	Dick DIXON	Lotus 61
1 - 2:02.006	6 - 1:48.927	11 - 1:44.732
2 - 1:46.764	7 - 1:46.342	12 - 1:44.474
3 - 1:45.447	8 - 1:45.543	
4 - 1:45.800	9 - 1:47.913	
5 - 1:57.744	10 - 1:48.939	
28	Michael WALES	Merlyn Mk20
1 - 2:03.712	6 - 1:46.828	11 - 1:46.244
2 - 1:48.928	7 - 1:46.939	12 - 1:45.415
3 - 1:48.088	8 - 1:45.904	
4 - 1:48.442	9 - 1:47.933	
5 - 1:48.286	10 - 1:47.678	
31	Roy SIERGIEJEV	Merlyn Mk17
1 - 2:01.296	6 - 1:46.912	
2 - 1:50.784	7 - 1:46.660	
3 - 1:48.209	8 - 1:46.721	
4 - 1:47.180		
5 - 1:49.570		
32	Robert WAINWRIGHT	Elden Mk8
1 - 1:53.792	6 - 1:40.466	11 - 1:39.818
2 - 1:44.080	7 - 1:39.252	12 - 1:38.092
3 - 1:39.445	8 - 1:40.272	13 - 1:37.180
4 - 1:39.907	9 - 1:39.617	
5 - 1:38.920	10 - 1:38.327	
38	John HAYES-HARLOW	Elden Mk 8/10
1 - 1:45.713		

Weather/Track: Sun /Dry

www.mstworld.com

Page 2 of 5

Cadwell Park
 Circuit Length = 2.1870 miles.
 Start: 17:52 End: 18:13

Printed - 18:17 Sunday, 19 April 2009

HSCC 'Grandstand Sports Tours' Formula Ford supported by Avon Tyres
RACE - LAP ANALYSIS - Cadwell Park - 19 April 2009
 (contd.)

39	David OWEN	Merlyn Mk20
1 - 2:16.278	6 - 1:46.225	11 - 1:49.773
2 - 1:49.302	7 - 1:46.678	12 - 1:47.471
3 - 1:49.770	8 - 1:59.857	
4 - 1:47.962	9 - 1:48.386	
5 - 1:46.169	10 - 1:52.431	
44	John BLADON	Merlyn Mk11A
1 - 2:11.175	6 - 1:54.561	11 - 1:43.552
2 - 1:45.400	7 - 1:44.615	12 - 1:42.589
3 - 1:44.219	8 - 1:43.839	
4 - 1:43.890	9 - 1:44.484	
5 - 1:43.224	10 - 1:46.708	
55	Roger ARNOLD	Merlyn Mk20
1 - 1:55.826	6 - 1:45.389	11 - 1:43.728
2 - 1:44.257	7 - 1:46.070	12 - 1:41.963
3 - 1:44.392	8 - 1:44.858	13 - 1:42.097
4 - 1:43.967	9 - 1:45.035	
5 - 1:44.670	10 - 1:45.340	
56	Alan FAIRBROTHER	Merlyn Mk20
1 - 1:54.590	6 - 1:44.540	11 - 1:45.249
2 - 1:44.499	7 - 1:44.989	12 - 1:43.053
3 - 1:44.257	8 - 1:45.610	13 - 1:44.934
4 - 1:44.265	9 - 1:43.626	
5 - 1:44.054	10 - 1:43.568	
57	David WILD	Lola T200
1 - 1:45.393	6 - 1:36.974	11 - 1:41.930
2 - 1:37.815	7 - 1:38.602	12 - 1:38.421
3 - 1:37.894	8 - 1:38.977	13 - 1:38.553
4 - 1:37.592	9 - 1:40.191	
5 - 1:37.249	10 - 1:40.011	
63	Matthew STURMER	Macon MR8
1 - 1:59.137	6 - 1:45.416	11 - 1:43.276
2 - 1:43.766	7 - 1:46.603	12 - 1:42.422
3 - 1:42.786	8 - 1:44.595	13 - 1:43.369
4 - 1:43.466	9 - 1:42.830	
5 - 1:44.881	10 - 1:44.029	

Weather/Track: Sun /Dry

www.mstworld.com

Page 3 of 5

Cadwell Park
 Circuit Length = 2.1870 miles.
 Start: 17:52 End: 18:13

Printed - 18:17 Sunday, 19 April 2009

HSCC 'Grandstand Sports Tours' Formula Ford supported by Avon Tyres
RACE - LAP ANALYSIS - Cadwell Park - 19 April 2009
 (contd.)

67	Paul McMORRAN	Crossle 20F
1 - 1:49.676	6 - 1:42.145	11 - 1:39.369
2 - 1:44.446	7 - 1:39.980	12 - 1:38.694
3 - 1:40.807	8 - 1:39.190	13 - 1:38.816
4 - 1:40.836	9 - 1:40.989	
5 - 1:39.760	10 - 1:39.639	
69	Dave LOWE	Lotus 69
1 - 1:53.674	6 - 1:45.333	11 - 1:43.139
2 - 1:44.781	7 - 1:44.636	12 - 1:41.875
3 - 1:44.361	8 - 1:45.178	13 - 1:40.306
4 - 1:44.266	9 - 1:42.086	
5 - 1:44.753	10 - 1:42.439	
70	John HARRISON	Lola T200
1 - 1:49.271	6 - 1:39.472	11 - 1:39.983
2 - 1:42.871	7 - 1:41.412	12 - 1:38.694
3 - 1:41.793	8 - 1:41.149	13 - 1:38.556
4 - 1:40.502	9 - 1:39.735	
5 - 1:39.480	10 - 1:40.186	
77	Chris SHARPLES	Palliser WDF1
1 - 1:48.996	6 - 1:39.277	11 - 1:41.048
2 - 1:43.207	7 - 1:40.533	12 - 1:58.074
3 - 1:41.675	8 - 1:42.119	13 - 1:42.842
4 - 1:41.507	9 - 1:40.413	
5 - 1:39.286	10 - 1:40.078	
79	Diogo FERRAO	Merlyn Mk20
1 - 1:50.312	6 - 1:55.881	
2 - 1:42.158	7 - 1:40.496	
3 - 1:41.917	8 - 1:40.071	
4 - 1:40.423	9 - 1:40.168	
5 - 1:40.181		
87	Paul STRINGER	Lotus 51
1 - 2:10.243	6 - 1:54.654	11 - 1:51.756
2 - 1:54.937	7 - 1:53.197	12 - 1:51.867
3 - 1:54.990	8 - 1:54.614	
4 - 1:53.772	9 - 1:55.244	
5 - 1:53.496	10 - 2:00.413	

Weather/Track: Sun /Dry

www.mstworld.com

Page 4 of 5

Cadwell Park
 Circuit Length = 2.1870 miles.
 Start: 17:52 End: 18:13

Printed - 18:17 Sunday, 19 April 2009

HSCC 'Grandstand Sports Tours' Formula Ford supported by Avon Tyres
RACE - LAP ANALYSIS - Cadwell Park - 19 April 2009
(contd.)

92	Simon TOYNE	Lola T200
1 - 1:53.734	6 - 1:40.692	11 - 1:39.966
2 - 1:43.837	7 - 1:39.884	12 - 1:38.754
3 - 1:39.560	8 - 1:40.163	13 - 1:38.438
4 - 1:39.992	9 - 1:40.301	
5 - 1:38.904	10 - 1:39.127	

HSCC 'Grandstand Sports Tours' Formula Ford supported by Avon Tyres
RACE - LAP CHART - Cadwell Park - 19 April 2009

Lap 1			Lap 2			Lap 3			Lap 4			Lap 5		
No	Behind	Laptime	No	Behind	Laptime	No	Behind	Laptime	No	Behind	Laptime	No	Behind	Laptime
7		1:43.951	7		1:37.984	7		1:37.885	7		1:37.820	7		1:36.966
11	0.842	1:44.793	11	0.565	1:37.707	11	0.544	1:37.864	11	0.500	1:37.776	11	0.795	1:37.261
57	1.442	1:45.393	57	1.273	1:37.815	57	1.282	1:37.894	57	1.054	1:37.592	57	1.337	1:37.249
38	1.762	1:45.713	70	10.207	1:42.871	77	14.058	1:41.675	70	16.797	1:40.502	70	19.311	1:39.480
77	5.045	1:48.996	77	10.268	1:43.207	70	14.115	1:41.793	79	17.170	1:40.423	77	20.065	1:39.286
70	5.320	1:49.271	79	10.535	1:42.158	79	14.567	1:41.917	77	17.745	1:41.507	79	20.385	1:40.181
67	5.725	1:49.676	67	12.187	1:44.446	67	15.109	1:40.807	67	18.125	1:40.836	67	20.919	1:39.760
79	6.361	1:50.312	4	15.554	1:44.842	92	17.311	1:39.560	92	19.483	1:39.992	92	21.421	1:38.904
4	8.696	1:52.647	92	15.636	1:43.837	32	17.497	1:39.445	32	19.584	1:39.907	32	21.538	1:38.920
69	9.723	1:53.674	32	15.937	1:44.080	4	22.709	1:45.040	4	29.161	1:44.272	4	36.577	1:44.382
92	9.783	1:53.734	69	16.520	1:44.781	69	22.996	1:44.361	69	29.442	1:44.266	56	37.059	1:44.054
32	9.841	1:53.792	56	17.154	1:44.499	56	23.526	1:44.257	56	29.971	1:44.265	69	37.229	1:44.753
56	10.639	1:54.590	8	17.329	1:43.927	8	24.004	1:44.560	8	30.307	1:44.123	8	37.775	1:44.434
8	11.386	1:55.337	55	18.148	1:44.257	55	24.655	1:44.392	55	30.802	1:43.967	55	38.506	1:44.670
55	11.875	1:55.826	63	20.968	1:43.766	63	25.869	1:42.786	63	31.515	1:43.466	63	39.430	1:44.881
63	15.186	1:59.137	27	26.835	1:46.764	27	34.397	1:45.447	9	38.165	1:40.313	9	42.276	1:41.077
31	17.345	2:01.296	31	30.145	1:50.784	9	35.672	1:42.871	27	42.377	1:45.800	44	53.302	1:43.224
27	18.055	2:02.006	9	30.686	1:47.306	31	40.469	1:48.209	44	47.044	1:43.890	6	58.040	1:45.036
28	19.761	2:03.712	28	30.705	1:48.928	28	40.908	1:48.088	31	49.829	1:47.180	31	1:02.433	1:49.570
9	21.364	2:05.315	44	34.640	1:45.400	44	40.974	1:44.219	6	49.970	1:46.580	28	1:02.850	1:48.286
87	26.292	2:10.243	6	35.269	1:45.693	6	41.210	1:43.826	28	51.530	1:48.442	27	1:03.155	1:57.744
44	27.224	2:11.175	87	43.245	1:54.937	39	55.530	1:49.770	39	1:05.672	1:47.962	39	1:14.875	1:46.169
6	27.560	2:11.511	15	43.405	1:53.438	15	57.128	1:51.608	15	1:08.214	1:48.906	15	1:19.675	1:48.427
15	27.951	2:11.902	39	43.645	1:49.302	87	1:00.350	1:54.990	87	1:16.302	1:53.772	87	1:32.832	1:53.496
39	32.327	2:16.278												

Weather/Track: Sun /Dry

www.mstworld.com

Page 1 of 3

Cadwell Park
 Circuit Length = 2.1870 miles.
 Start: 17:52 End: 18:13

Printed - 18:17 Sunday, 19 April 2009

HSCC 'Grandstand Sports Tours' Formula Ford supported by Avon Tyres
RACE - LAP CHART - Cadwell Park - 19 April 2009
 (contd.)

Lap 6			Lap 7			Lap 8			Lap 9			Lap 10		
No	Behind	Laptime	No	Behind	Laptime	No	Behind	Laptime	No	Behind	Laptime	No	Behind	Laptime
7		1:36.608	7		1:37.492	7		1:37.529	7		1:36.475	7		1:38.371
11	0.824	1:36.637	11	0.387	1:37.055	11	0.407	1:37.549	11	0.392	1:36.460	28	1 LAP	1:47.933
57	1.703	1:36.974	57	2.813	1:38.602	57	4.261	1:38.977	57	7.977	1:40.191	27	1 LAP	1:47.913
70	22.175	1:39.472	87	1 LAP	1:54.654	15	1 LAP	1:50.926	39	1 LAP	1:59.857	57	9.617	1:40.011
77	22.734	1:39.277	77	25.775	1:40.533	87	1 LAP	1:53.197	15	1 LAP	1:50.369	11	10.740	1:48.719
32	25.396	1:40.466	70	26.095	1:41.412	70	29.715	1:41.149	70	32.975	1:39.735	39	1 LAP	1:48.386
92	25.505	1:40.692	32	27.156	1:39.252	32	29.899	1:40.272	32	33.041	1:39.617	15	1 LAP	1:48.466
67	26.456	1:42.145	92	27.897	1:39.884	77	30.365	1:42.119	77	34.303	1:40.413	32	32.997	1:38.327
79	39.658	1:55.881	67	28.944	1:39.980	92	30.531	1:40.163	92	34.357	1:40.301	70	34.790	1:40.186
4	44.512	1:44.543	79	42.662	1:40.496	67	30.605	1:39.190	67	35.119	1:40.989	92	35.113	1:39.127
56	44.991	1:44.540	4	52.184	1:45.164	79	45.204	1:40.071	87	1 LAP	1:54.614	77	36.010	1:40.078
69	45.954	1:45.333	56	52.488	1:44.989	56	1:00.569	1:45.610	79	48.897	1:40.168	67	36.387	1:39.639
8	46.542	1:45.375	69	53.098	1:44.636	69	1:00.747	1:45.178	69	1:06.358	1:42.086	87	1 LAP	1:55.244
55	47.287	1:45.389	55	55.865	1:46.070	55	1:03.194	1:44.858	56	1:07.720	1:43.626	69	1:10.426	1:42.439
63	48.238	1:45.416	9	56.493	1:45.356	9	1:03.543	1:44.579	9	1:07.952	1:40.884	9	1:10.850	1:41.269
9	48.629	1:42.961	63	57.349	1:46.603	63	1:04.415	1:44.595	63	1:10.770	1:42.830	56	1:12.917	1:43.568
6	1:07.168	1:45.736	8	57.362	1:48.312	8	1:05.876	1:46.043	55	1:11.754	1:45.035	63	1:16.428	1:44.029
44	1:11.255	1:54.561	6	1:13.343	1:43.667	6	1:17.731	1:41.917	8	1:12.648	1:43.247	8	1:16.595	1:42.318
31	1:12.737	1:46.912	44	1:18.378	1:44.615	44	1:24.688	1:43.839	6	1:23.514	1:42.258	55	1:18.723	1:45.340
28	1:13.070	1:46.828	31	1:21.905	1:46.660	28	1:30.892	1:45.904	44	1:32.697	1:44.484			
27	1:15.474	1:48.927	28	1:22.517	1:46.939	31	1:31.097	1:46.721						
39	1:24.492	1:46.225	27	1:24.324	1:46.342	27	1:32.338	1:45.543						
15	1:32.699	1:49.632	39	1:33.678	1:46.678									

Weather/Track: Sun /Dry

www.mstworld.com

Cadwell Park
 Circuit Length = 2.1870 miles.
 Start: 17:52 End: 18:13

HSCC 'Grandstand Sports Tours' Formula Ford supported by Avon Tyres
RACE - LAP CHART - Cadwell Park - 19 April 2009
 (contd.)

Lap 11			Lap 12			Lap 13			Lap 14			Lap 15		
No	Behind	Laptime	No	Behind	Laptime	No	Behind	Laptime	No	Behind	Laptime	No	Behind	Laptime
7		1:40.838	7		1:40.342	7		1:40.209						
44	1 LAP	1:46.708	44	1 LAP	1:43.552	44	1 LAP	1:42.589						
6	1 LAP	1:57.712	6	1 LAP	1:41.930	6	1 LAP	1:42.543						
57	10.709	1:41.930	57	8.788	1:38.421	11	6.965	1:38.244						
28	1 LAP	1:47.678	11	8.930	1:38.444	57	7.132	1:38.553						
11	10.828	1:40.926	28	1 LAP	1:46.244	28	1 LAP	1:45.415						
27	1 LAP	1:48.939	27	1 LAP	1:44.732	27	1 LAP	1:44.474						
32	31.977	1:39.818	32	29.727	1:38.092	32	26.698	1:37.180						
70	33.935	1:39.983	70	32.287	1:38.694	70	30.634	1:38.556						
92	34.241	1:39.966	92	32.653	1:38.754	92	30.882	1:38.438						
67	34.918	1:39.369	67	33.270	1:38.694	67	31.877	1:38.816						
77	36.220	1:41.048	39	1 LAP	1:49.773	77	56.585	1:42.842						
39	1 LAP	1:52.431	77	53.952	1:58.074	39	1 LAP	1:47.471						
15	1 LAP	1:55.196	15	1 LAP	1:50.492	15	1 LAP	1:47.860						
69	1:12.727	1:43.139	69	1:14.260	1:41.875	69	1:14.357	1:40.306						
9	1:12.983	1:42.971	9	1:14.813	1:42.172	9	1:14.573	1:39.969						
56	1:17.328	1:45.249	56	1:20.039	1:43.053	63	1:24.106	1:43.369						
63	1:18.866	1:43.276	63	1:20.946	1:42.422	56	1:24.764	1:44.934						
8	1:18.904	1:43.147	8	1:21.516	1:42.954	8	1:24.888	1:43.581						
55	1:21.613	1:43.728	55	1:23.234	1:41.963	55	1:25.122	1:42.097						
87	1 LAP	2:00.413	87	1 LAP	1:51.756	87	1 LAP	1:51.867						

Weather/Track: Sun /Dry

**HSCC/FJHRA Millers Oils Historic Formula Junior Championship Race A
 QUALIFYING - RACE 3 - Cadwell Park - 19 April 2009**

POS	NO	CL	DRIVER	NAT	CAR	TIME	LAPS	GAP	MPH
1	12	B	Stuart ROACH		Alexis Mk2	1:45.175	9		74.85
2	15	B	Ian BANKHURST		Gemini Mk2	1:45.271	10	0.096	74.79
3	4	B	Derek WALKER		Terrier Mk IV	1:47.670	9	2.495	73.12
4	2	B	Jack WOODHOUSE		Elva 100	1:48.715	9	3.540	72.42
5	99	B	Peter St BARBE		Elva 100	1:56.355	9	11.180	67.66
6	6	B	Stephen BARLOW		BMC Mk1	1:57.308	9	12.133	67.11
7	13	B	Keith ROACH		Gemini Mk2	1:58.297	9	13.122	66.55
8	26	B	Roger DEXTER		Elva 100	1:58.418	8	13.243	66.48
9	17	B	Duncan RABAGLIATI		Alexis HF1	1:58.777	9	13.602	66.28
10	23	B	Justin FLEMING		Elva 100	2:01.376	8	16.201	64.86
11	20	B	Geoffrey O'NION		Elva 100	2:01.416	8	16.241	64.84
12	19	A	Jan BIEKENS		Stanguellini	2:12.916	7	27.741	59.23
13	28	B	David BISHOP		Elva 100	2:15.725	7	30.550	58.00
14	7	A	Tony PEARSON		Bandini	2:20.652	7	35.477	55.97

Weather/Track: Cloudy /Dry

These results are provisional until the conclusion of any judicial and technical matters.

Cadwell Park
 Circuit Length = 2.1870 miles.
 Start: 9:51 End: 10:06

Clerk of the Course:		Timekeeper:
----------------------	--	-------------

HSCC/FJHRA Millers Oils Historic Formula Junior Championship Race A QUALIFYING - LAP ANALYSIS - Cadwell Park - 19 April 2009

2	Jack WOODHOUSE	Elva 100
1 - X:00.000	6 - 1:48.715	
2 - 1:57.901	7 - 1:51.437	
3 - 1:51.297	8 - 1:52.630	
4 - 1:52.031	9 - 1:53.727	
5 - 1:51.265		
4	Derek WALKER	Terrier Mk IV
1 - X:00.000	6 - 1:48.177	
2 - 2:07.822	7 - 1:47.670	
3 - 1:52.367	8 - 1:53.333	
4 - 1:48.186	9 - 1:52.402	
5 - 1:51.527		
6	Stephen BARLOW	BMC Mk1
1 - X:00.000	6 - 1:57.308	
2 - 2:14.274	7 - 1:59.163	
3 - 2:03.153	8 - 1:57.577	
4 - 2:00.207	9 - 1:58.895	
5 - 1:59.477		
7	Tony PEARSON	Bandini
1 - X:00.000	6 - 2:25.754	
2 - 2:32.699	7 - 2:22.567	
3 - 2:20.652		
4 - 2:27.306		
5 - 2:20.700		
12	Stuart ROACH	Alexis Mk2
1 - X:00.000	6 - 1:45.211	
2 - 1:57.260	7 - 1:48.346	
3 - 1:48.187	8 - 1:46.306	
4 - 1:47.127	9 - 1:45.175	
5 - 1:47.346		
13	Keith ROACH	Gemini Mk2
1 - X:00.000	6 - 1:58.297	
2 - 2:10.150	7 - 2:00.628	
3 - 2:04.149	8 - 1:59.488	
4 - 2:02.316	9 - 2:00.142	
5 - 2:00.717		

Weather/Track: Cloudy /Dry

These results are provisional until the conclusion of any judicial and technical matters.

www.mstworld.com

Page 1 of 3

Cadwell Park
Circuit Length = 2.1870 miles.
Start: 9:51 End: 10:06

Printed - 10:09 Sunday, 19 April 2009

HSCC/FJHRA Millers Oils Historic Formula Junior Championship Race A

QUALIFYING - LAP ANALYSIS - Cadwell Park - 19 April 2009

(contd.)

15	Ian BANKHURST	Gemini Mk2
1 - X:00.000	6 - 1:46.939	
2 - 1:53.993	7 - 1:47.438	
3 - 1:48.542	8 - 1:46.863	
4 - 1:48.500	9 - 1:49.451	
5 - 1:46.823	10 - 1:45.271	
17	Duncan RABAGLIATI	Alexis HF1
1 - X:00.000	6 - 1:58.777	
2 - 2:12.023	7 - 2:00.759	
3 - 2:04.875	8 - 2:00.232	
4 - 2:01.851	9 - 1:59.362	
5 - 2:00.364		
19	Jan BIEKENS	Stanguellini
1 - X:00.000	6 - 2:21.514	
2 - 2:28.053	7 - 2:12.916	
3 - 2:27.485		
4 - 2:27.232		
5 - 2:24.002		
20	Geoffrey O'NION	Elva 100
1 - X:00.000	6 - 2:03.329	
2 - 2:15.222	7 - 2:02.956	
3 - 2:13.064	8 - 2:01.416	
4 - 2:07.278		
5 - 2:04.357		
23	Justin FLEMING	Elva 100
1 - X:00.000	6 - 2:06.159	
2 - 2:15.997	7 - 2:01.376	
3 - 2:10.186	8 - 2:07.334	
4 - 2:05.063		
5 - 2:02.714		
26	Roger DEXTER	Elva 100
1 - X:00.000	6 - 2:11.961	
2 - 2:16.687	7 - 2:04.389	
3 - 2:05.711	8 - 1:58.418	
4 - 2:08.664		
5 - 1:59.988		

Weather/Track: Cloudy /Dry

These results are provisional until the conclusion of any judicial and technical matters.

www.mstworld.com

Page 2 of 3

Cadwell Park

Circuit Length = 2.1870 miles.

Start: 9:51 End: 10:06

Printed - 10:09 Sunday, 19 April 2009

HSCC/FJHRA Millers Oils Historic Formula Junior Championship Race A
QUALIFYING - LAP ANALYSIS - Cadwell Park - 19 April 2009
 (contd.)

28	David BISHOP	Elva 100
1 - X:00.000	6 - 2:22.635	
2 - 2:35.984	7 - 2:15.725	
3 - 2:27.065		
4 - 2:24.691		
5 - 2:18.815		
99	Peter St BARBE	Elva 100
1 - X:00.000	6 - 1:58.461	
2 - 2:02.791	7 - 1:57.543	
3 - 2:00.580	8 - 1:56.859	
4 - 1:59.475	9 - 1:56.355	
5 - 1:58.477		

Weather/Track: Cloudy /Dry

These results are provisional until the conclusion of any judicial and technical matters.

www.mstworld.com

Page 3 of 3


Cadwell Park
 Circuit Length = 2.1870 miles.
 Start: 9:51 End: 10:06

Printed - 10:09 Sunday, 19 April 2009

HSCC/FJHRA Millers Oils Historic Formula Junior Championship Race A

GRID FOR RACE 3 - Cadwell Park - 19 April 2009

ROW 7	7 PEARSON	28 BISHOP
ROW 6	19 BIEKENS	20 O'NION
ROW 5	23 FLEMING	17 RABAGLIATI
ROW 4	26 DEXTER	13 ROACH
ROW 3	6 BARLOW	99 BARBE
ROW 2	2 WOODHOUSE	4 WALKER
ROW 1	15 BANKHURST	12 ROACH
		POLE



Weather/Track: Cloudy /Dry

These results are provisional until the conclusion of any judicial and technical matters.

Cadwell Park

Circuit Length = 2.1870 miles.

Start: 9:51 End: 10:06

Clerk of the Course:

Timekeeper:

HSCC/FJHRA Millers Oils Historic Formula Junior Championship Race A

RACE 3 CLASSIFICATION - Cadwell Park - 19 April 2009

POS	NO	CL	DRIVER	NAT	CAR	TIME	LAPS	GAP	MPH	BEST
1	12	B	Stuart ROACH		Alexis Mk2	21:08.535	12		74.47	1:43.834
2	15	B	Ian BANKHURST		Gemini Mk2	21:58.850	12	50.315	71.63	1:43.445
3	2	B	Jack WOODHOUSE		Elva 100	22:02.829	12	54.294	71.42	1:48.129
4	6	B	Stephen BARLOW		BMC Mk1	21:25.537	11	1 LAP	67.36	1:53.425
5	99	B	Peter St BARBE		Elva 100	21:29.042	11	1 LAP	67.18	1:55.097
6	23	B	Justin FLEMING		Elva 100	21:29.372	11	1 LAP	67.16	1:53.453
7	20	B	Geoffrey O'NION		Elva 100	21:32.633	11	1 LAP	66.99	1:54.196
8	13	B	Keith ROACH		Gemini Mk2	21:33.319	11	1 LAP	66.96	1:53.717
9	17	B	Duncan RABAGLIATI		Alexis HF1	21:56.522	11	1 LAP	65.78	1:57.063
10	19	A	Jan BIEKENS		Stanguellini	22:39.141	11	1 LAP	63.72	1:59.278
11	18	B	Stephen BULLING		Sadler	21:42.878	10	2 LAPS	60.42	2:05.857
12	28	B	David BISHOP		Elva 100	22:20.829	10	2 LAPS	58.71	2:11.655
13	7	A	Tony PEARSON		Bandini	22:28.147	10	2 LAPS	58.40	2:13.116

NOT CLASSIFIED

4	B	Derek WALKER		Terrier Mk IV	7:24.309	4	D.N.F.	70.88	1:48.768
26	B	Roger DEXTER		Elva 100	9:09.371	4	D.N.F.	57.32	1:59.125

FASTEST LAP

15	B	Ian BANKHURST		Gemini Mk2	1:43.445	4	76.11mph	122.48kph
19	A	Jan BIEKENS		Stanguellini	1:59.278	11	66.00mph	106.22kph

Weather/Track: Cloudy /Dry

These results are provisional until the conclusion of any judicial and technical matters.

Cadwell Park
Circuit Length = 2.1870 miles.
Start: 14:18 End: 14:39

Clerk of the Course:

Timekeeper:

HSCC/FJHRA Millers Oils Historic Formula Junior Championship Race A

RACE - LAP ANALYSIS - Cadwell Park - 19 April 2009

2	Jack WOODHOUSE	Elva 100
1 -	1:58.402	6 - 1:51.014
2 -	1:49.948	7 - 1:49.331
3 -	1:49.975	8 - 1:49.442
4 -	1:48.912	9 - 1:50.235
5 -	1:49.015	10 - 1:49.586
		11 - 1:48.840
		12 - 1:48.129
4	Derek WALKER	Terrier Mk IV
1 -	1:56.820	
2 -	1:49.545	
3 -	1:48.768	
4 -	1:49.176	
6	Stephen BARLOW	BMC Mk1
1 -	2:06.028	6 - 1:58.151
2 -	1:57.522	7 - 1:54.154
3 -	1:56.355	8 - 1:56.570
4 -	1:55.434	9 - 1:56.838
5 -	1:56.321	10 - 1:53.425
11 -	1:54.739	
7	Tony PEARSON	Bandini
1 -	2:21.374	6 - 2:14.556
2 -	2:13.187	7 - 2:13.371
3 -	2:13.116	8 - 2:14.669
4 -	2:15.446	9 - 2:13.763
5 -	2:14.674	10 - 2:13.991
12	Stuart ROACH	Alexis Mk2
1 -	1:52.953	6 - 1:43.915
2 -	1:44.751	7 - 1:44.104
3 -	1:43.834	8 - 1:43.952
4 -	1:44.076	9 - 1:45.581
5 -	1:44.614	10 - 1:48.505
11 -	1:46.189	
12 -	1:46.061	
13	Keith ROACH	Gemini Mk2
1 -	2:11.155	6 - 1:56.326
2 -	1:59.484	7 - 1:54.027
3 -	1:57.731	8 - 1:55.236
4 -	1:58.703	9 - 1:54.815
5 -	1:56.590	10 - 1:53.717
11 -	1:55.535	

Weather/Track: Cloudy /Dry

www.mstworld.com

Page 1 of 3

Cadwell Park
Circuit Length = 2.1870 miles.
Start: 14:18 End: 14:39

Printed - 14:42 Sunday, 19 April 2009

HSCC/FJHRA Millers Oils Historic Formula Junior Championship Race A
RACE - LAP ANALYSIS - Cadwell Park - 19 April 2009
 (contd.)

15	Ian BANKHURST	Gemini Mk2
1 - 1:53.457	6 - 1:44.521	11 - 2:03.077P
2 - 1:45.487	7 - 1:46.364	12 - 2:01.536
3 - 1:44.460	8 - 1:47.209	
4 - 1:43.445	9 - 1:50.967	
5 - 1:44.838	10 - 1:53.489	
17	Duncan RABAGLIATI	Alexis HF1
1 - 2:11.667	6 - 1:58.722	11 - 1:57.280
2 - 1:59.120	7 - 1:57.663	
3 - 1:58.013	8 - 1:57.680	
4 - 1:59.949	9 - 2:00.585	
5 - 1:57.063	10 - 1:58.780	
18	Stephen BULLING	Sadler
1 - 2:17.520	6 - 2:12.615	
2 - 2:06.059	7 - 2:05.857	
3 - 2:07.931	8 - 2:06.814	
4 - 2:08.337	9 - 2:08.212	
5 - 2:12.089	10 - 2:17.444	
19	Jan BIEKENS	Stanguellini
1 - 2:14.991	6 - 2:03.704	11 - 1:59.278
2 - 2:03.527	7 - 2:02.561	
3 - 2:02.531	8 - 2:02.902	
4 - 2:03.793	9 - 2:00.871	
5 - 2:03.997	10 - 2:00.986	
20	Geoffrey O'NION	Elva 100
1 - 2:09.434	6 - 1:55.601	11 - 1:55.657
2 - 1:57.434	7 - 1:54.681	
3 - 1:58.784	8 - 1:54.280	
4 - 1:58.610	9 - 1:55.608	
5 - 1:58.348	10 - 1:54.196	
23	Justin FLEMING	Elva 100
1 - 2:09.991	6 - 1:55.432	11 - 1:53.453
2 - 1:58.961	7 - 1:54.940	
3 - 1:57.840	8 - 1:54.373	
4 - 1:58.268	9 - 1:55.622	
5 - 1:56.542	10 - 1:53.950	

Weather/Track: Cloudy /Dry

HSCC/FJHRA Millers Oils Historic Formula Junior Championship Race A
RACE - LAP ANALYSIS - Cadwell Park - 19 April 2009
 (contd.)

26	Roger DEXTER	Elva 100
1 - 2:07.846 2 - 1:59.125 3 - 1:59.535 4 - 3:02.865P		
28	David BISHOP	Elva 100
1 - 2:24.168 6 - 2:11.685 2 - 2:15.146 7 - 2:11.655 3 - 2:14.651 8 - 2:11.970 4 - 2:15.028 9 - 2:12.153 5 - 2:12.208 10 - 2:12.165		
99	Peter St BARBE	Elva 100
1 - 2:04.560 6 - 1:56.558 11 - 1:56.253 2 - 1:56.431 7 - 1:55.831 3 - 1:56.755 8 - 1:58.246 4 - 1:56.578 9 - 1:55.900 5 - 1:56.833 10 - 1:55.097		

Weather/Track: Cloudy /Dry

www.mstworld.com

Page 3 of 3

Cadwell Park
 Circuit Length = 2.1870 miles.
 Start: 14:18 End: 14:39

Printed - 14:42 Sunday, 19 April 2009

HSCC/FJHRA Millers Oils Historic Formula Junior Championship Race A

RACE - LAP CHART - Cadwell Park - 19 April 2009

Lap 1			Lap 2			Lap 3			Lap 4			Lap 5		
No	Behind	Laptime	No	Behind	Laptime	No	Behind	Laptime	No	Behind	Laptime	No	Behind	Laptime
12		1:52.953	12		1:44.751	12		1:43.834	12		1:44.076	12		1:44.614
15	0.504	1:53.457	15	1.240	1:45.487	15	1.866	1:44.460	15	1.235	1:43.445	15	1.459	1:44.838
4	3.867	1:56.820	4	8.661	1:49.545	4	13.595	1:48.768	4	18.695	1:49.176	7	1 LAP	2:15.446
2	5.449	1:58.402	2	10.646	1:49.948	2	16.787	1:49.975	2	21.623	1:48.912	26	1 LAP	3:02.865P
99	11.607	2:04.560	99	23.287	1:56.431	99	36.208	1:56.755	99	48.710	1:56.578	28	1 LAP	2:15.028
6	13.075	2:06.028	6	25.846	1:57.522	6	38.367	1:56.355	6	49.725	1:55.434	2	26.024	1:49.015
26	14.893	2:07.846	20	29.164	1:57.434	20	44.114	1:58.784	20	58.648	1:58.610	99	1:00.929	1:56.833
20	16.481	2:09.434	26	29.267	1:59.125	26	44.968	1:59.535	23	59.446	1:58.268	6	1:01.432	1:56.321
23	17.038	2:09.991	23	31.248	1:58.961	23	45.254	1:57.840	13	1:01.459	1:58.703	23	1:11.374	1:56.542
13	18.202	2:11.155	13	32.935	1:59.484	13	46.832	1:57.731	17	1:03.135	1:59.949	20	1:12.382	1:58.348
17	18.714	2:11.667	17	33.083	1:59.120	17	47.262	1:58.013	19	1:19.228	2:03.793	13	1:13.435	1:56.590
19	22.038	2:14.991	19	40.814	2:03.527	19	59.511	2:02.531	18	1:34.233	2:08.337	17	1:15.584	1:57.063
18	24.567	2:17.520	18	45.875	2:06.059	18	1:09.972	2:07.931				19	1:38.611	2:03.997
7	28.421	2:21.374	7	56.857	2:13.187	7	1:26.139	2:13.116						
28	31.215	2:24.168	28	1:01.610	2:15.146	28	1:32.427	2:14.651						

Weather/Track: Cloudy /Dry

www.mstworld.com

Page 1 of 3

Cadwell Park
Circuit Length = 2.1870 miles.
Start: 14:18 End: 14:39

Printed - 14:42 Sunday, 19 April 2009

HSCC/FJHRA Millers Oils Historic Formula Junior Championship Race A
RACE - LAP CHART - Cadwell Park - 19 April 2009
 (contd.)

Lap 6			Lap 7			Lap 8			Lap 9			Lap 10		
No	Behind	Laptime	No	Behind	Laptime	No	Behind	Laptime	No	Behind	Laptime	No	Behind	Laptime
12		1:43.915	12		1:44.104	12		1:43.952	12		1:45.581	12		1:48.505
15	2.065	1:44.521	15	4.325	1:46.364	17	1 LAP	1:57.663	13	1 LAP	1:55.236	6	1 LAP	1:56.838
18	1 LAP	2:12.089	19	1 LAP	2:03.704	15	7.582	1:47.209	17	1 LAP	1:57.680	99	1 LAP	1:55.900
2	33.123	1:51.014	2	38.350	1:49.331	19	1 LAP	2:02.561	15	12.968	1:50.967	23	1 LAP	1:55.622
7	1 LAP	2:14.674	18	1 LAP	2:12.615	2	43.840	1:49.442	2	48.494	1:50.235	20	1 LAP	1:55.608
28	1 LAP	2:12.208	7	1 LAP	2:14.556	18	1 LAP	2:05.857	19	1 LAP	2:02.902	13	1 LAP	1:54.815
99	1:13.572	1:56.558	28	1 LAP	2:11.685	6	1:38.336	1:56.570	18	1 LAP	2:06.814	15	17.952	1:53.489
6	1:15.668	1:58.151	99	1:25.299	1:55.831	99	1:39.593	1:58.246				28	2 LAPS	2:11.970
23	1:22.891	1:55.432	6	1:25.718	1:54.154	28	1 LAP	2:11.655				7	2 LAPS	2:14.669
20	1:24.068	1:55.601	23	1:33.727	1:54.940	7	1 LAP	2:13.371				17	1 LAP	2:00.585
13	1:25.846	1:56.326	20	1:34.645	1:54.681	23	1:44.148	1:54.373				2	49.575	1:49.586
17	1:30.391	1:58.722	13	1:35.769	1:54.027	20	1:44.973	1:54.280				19	1 LAP	2:00.871

Weather/Track: Cloudy /Dry

HSCC/FJHRA Millers Oils Historic Formula Junior Championship Race A
RACE - LAP CHART - Cadwell Park - 19 April 2009
 (contd.)

Lap 11			Lap 12			Lap 13			Lap 14			Lap 15		
No	Behind	Laptime	No	Behind	Laptime	No	Behind	Laptime	No	Behind	Laptime	No	Behind	Laptime
12		1:46.189	12		1:46.061									
18	2 LAPS	2:08.212	6	1 LAP	1:54.739									
6	1 LAP	1:53.425	99	1 LAP	1:56.253									
99	1 LAP	1:55.097	23	1 LAP	1:53.453									
23	1 LAP	1:53.950	20	1 LAP	1:55.657									
20	1 LAP	1:54.196	13	1 LAP	1:55.535									
13	1 LAP	1:53.717	18	2 LAPS	2:17.444									
15	34.840	2:03.077P	17	1 LAP	1:57.280									
17	1 LAP	1:58.780	15	50.315	2:01.536									
28	2 LAPS	2:12.153	2	54.294	1:48.129									
7	2 LAPS	2:13.763	28	2 LAPS	2:12.165									
2	52.226	1:48.840	7	2 LAPS	2:13.991									
19	1 LAP	2:00.986	19	1 LAP	1:59.278									

Weather/Track: Cloudy /Dry

HSCC/HRSR 'ByBox' Historic Racing Saloons
QUALIFYING - RACE 4 - Cadwell Park - 19 April 2009

POS	NO	CL	DRIVER	NAT	CAR	TIME	LAPS	GAP	MPH
1	46	C	Dan COX		Ford Lotus Cortina	1:47.957	9		72.92
2	49	C	Peter HORE		Ford Lotus Cortina	1:49.898	9	1.941	71.64
3	80	D	Mike SMITH		Morris Mini Cooper S	1:50.068	9	2.111	71.53
4	32	B	Mark GARRITT		Alfa Romeo Guilia Sprint GT	1:50.098	9	2.141	71.51
5	85	D	Roger GODFREY		Austin Cooper S	1:50.187	9	2.230	71.45
6	33	B	James FULLER		Alfa Romeo Guilia Sprint GT	1:50.493	9	2.536	71.25
7	3	K1	Peter HALLFORD		Ford Mustang	1:51.030	5	3.073	70.91
8	87	E	Simon BENOY		Hillman Imp	1:52.986	9	5.029	69.68
9	95	E	Shaun HAZLEWOOD		Hillman Imp	1:56.394	9	8.437	67.64
10	61	C	Brian WEBB		Ford Anglia 105E	1:57.858	8	9.901	66.80
11	7	A	Tony PEARSON		Jaguar S Type	1:57.967	8	10.010	66.74
12	86	E	Andy JONES		Singer Chamois	1:58.773	4	10.816	66.28
13	14	A	Colin McKAY		Jaguar S Type	1:59.789	8	11.832	65.72
14	72	K4	Andy HARRISON		Austin Cooper S	1:59.948	8	11.991	65.63
15	30	C	Martyn CORFIELD		Alfa Romeo Guilia Sprint GT	2:03.165	8	15.208	63.92
16	91	E	Vince FROST		Hillman Imp	2:05.851	8	17.894	62.56
17	92	E	Colin GUNTON		Hillman Imp	2:08.616	5	20.659	61.21
18	39	K3	Paul HOPKINSON		Alfa Romeo Giulia Sprint GT	2:11.129	8	23.172	60.04

Weather/Track: Cloudy /Dry

These results are provisional until the conclusion of any judicial and technical matters.

Cadwell Park
 Circuit Length = 2.1870 miles.
 Start: 10:13 End: 10:28

Clerk of the Course:		Timekeeper:
----------------------	--	-------------

HSCC/HRSR 'ByBox' Historic Racing Saloons
QUALIFYING - LAP ANALYSIS - Cadwell Park - 19 April 2009

3	Peter HALLFORD	Ford Mustang
1 - 9:15.746 2 - 1:56.858 3 - 1:51.030 4 - 1:51.772 5 - 1:51.338		
7	Tony PEARSON	Jaguar S Type
1 - X:00.000 6 - 1:58.909 2 - 2:10.391 7 - 2:00.674 3 - 2:05.064 8 - 1:58.956 4 - 1:57.967 5 - 2:01.402		
14	Colin McKAY	Jaguar S Type
1 - 9:25.669 6 - 2:01.215 2 - 2:10.105 7 - 2:01.462 3 - 2:01.015 8 - 1:59.789 4 - 2:02.045 5 - 2:01.147		
30	Martyn CORFIELD	Alfa Romeo Guilias Sprint GT
1 - X:00.000 6 - 2:03.165 2 - 2:25.926 7 - 2:04.030 3 - 2:11.543 8 - 2:03.318 4 - 2:06.752 5 - 2:04.790		
32	Mark GARRITT	Alfa Romeo Guilias Sprint GT
1 - 9:03.348 6 - 1:52.242 2 - 2:04.311 7 - 1:51.924 3 - 1:53.062 8 - 1:51.739 4 - 1:52.597 9 - 1:50.098 5 - 1:51.894		
33	James FULLER	Alfa Romeo Guilias Sprint GT
1 - 9:21.319 6 - 1:53.173 2 - 2:00.411 7 - 1:55.035 3 - 1:53.689 8 - 1:50.493 4 - 1:52.786 9 - 1:50.629 5 - 1:54.108		

Weather/Track: Cloudy /Dry

These results are provisional until the conclusion of any judicial and technical matters.

www.mstworld.com

Page 1 of 3

Cadwell Park

Circuit Length = 2.1870 miles.

Start: 10:13 End: 10:28

Printed - 10:32 Sunday, 19 April 2009

HSCC/HRSR 'ByBox' Historic Racing Saloons
QUALIFYING - LAP ANALYSIS - Cadwell Park - 19 April 2009
 (contd.)

39	Paul HOPKINSON	Alfa Romeo Giulia Sprint GT
1 - 9:30.735	6 - 2:14.483	
2 - 2:22.465	7 - 2:11.129	
3 - 2:20.643	8 - 2:13.675	
4 - 2:17.060		
5 - 2:16.874		
46	Dan COX	Ford Lotus Cortina
1 - 9:16.545	6 - 1:48.419	
2 - 2:04.184	7 - 1:47.957	
3 - 1:50.988	8 - 1:49.244	
4 - 1:49.856	9 - 1:49.569	
5 - 1:48.438		
49	Peter HORE	Ford Lotus Cortina
1 - 9:08.288	6 - 1:57.523	
2 - 2:01.514	7 - 1:51.389	
3 - 1:53.612	8 - 1:50.928	
4 - 1:54.197	9 - 1:49.898	
5 - 1:51.810		
61	Brian WEBB	Ford Anglia 105E
1 - 9:45.722	6 - 1:59.765	
2 - 2:11.885	7 - 1:57.858	
3 - 2:04.975	8 - 1:59.004	
4 - 2:00.382		
5 - 2:00.659		
72	Andy HARRISON	Austin Cooper S
1 - 9:30.509	6 - 2:01.107	
2 - 2:07.407	7 - 2:01.241	
3 - 1:59.963	8 - 1:59.948	
4 - 2:01.618		
5 - 2:01.369		
80	Mike SMITH	Morris Mini Cooper S
1 - 9:20.482	6 - 1:51.049	
2 - 2:05.026	7 - 1:53.081	
3 - 1:56.128	8 - 1:50.068	
4 - 1:52.095	9 - 1:51.961	
5 - 1:51.690		

Weather/Track: Cloudy /Dry

These results are provisional until the conclusion of any judicial and technical matters.

www.mstworld.com

Page 2 of 3

Cadwell Park
 Circuit Length = 2.1870 miles.
 Start: 10:13 End: 10:28

Printed - 10:32 Sunday, 19 April 2009

HSCC/HRSR 'ByBox' Historic Racing Saloons
QUALIFYING - LAP ANALYSIS - Cadwell Park - 19 April 2009
 (contd.)

85	Roger GODFREY	Austin Cooper S
1 -	9:00.892	6 - 1:50.187
2 -	1:56.252	7 - 1:50.937
3 -	1:51.792	8 - 1:50.481
4 -	1:50.506	9 - 1:51.472
5 -	1:50.910	
86	Andy JONES	Singer Chamois
1 -	9:35.963	
2 -	2:17.532	
3 -	1:59.740	
4 -	1:58.773	
87	Simon BENOY	Hillman Imp
1 -	9:07.866	6 - 1:52.986
2 -	2:09.995	7 - 2:05.666
3 -	2:01.274	8 - 1:53.440
4 -	1:58.165	9 - 1:54.982
5 -	1:54.451	
91	Vince FROST	Hillman Imp
1 -	9:38.406	6 - 2:06.980
2 -	2:17.694	7 - 2:06.518
3 -	2:10.250	8 - 2:07.729
4 -	2:06.566	
5 -	2:05.851	
92	Colin GUNTON	Hillman Imp
1 -	9:19.841	
2 -	2:12.435	
3 -	2:08.616	
4 -	2:08.795	
5 -	2:21.582	
95	Shaun HAZLEWOOD	Hillman Imp
1 -	9:18.857	6 - 1:57.568
2 -	2:06.482	7 - 1:56.653
3 -	1:58.985	8 - 1:57.803
4 -	1:56.394	9 - 1:56.466
5 -	1:56.879	

Weather/Track: Cloudy /Dry

These results are provisional until the conclusion of any judicial and technical matters.

www.mstworld.com


Page 3 of 3

Cadwell Park
 Circuit Length = 2.1870 miles.
 Start: 10:13 End: 10:28

Printed - 10:32 Sunday, 19 April 2009

HSCC/HRSR 'ByBox' Historic Racing Saloons

GRID FOR RACE 4 - Cadwell Park - 19 April 2009

ROW 9	39 HOPKINSON	92 GUNTON
ROW 8	91 FROST	30 CORFIELD
ROW 7	72 HARRISON	14 McKAY
ROW 6	86 JONES	7 PEARSON
ROW 5	61 WEBB	95 HAZLEWOOD
ROW 4	87 BENOY	3 HALLFORD
ROW 3	33 FULLER	85 GODFREY
ROW 2	32 GARRITT	80 SMITH
ROW 1	49 HORE	46 COX
		POLE
		

Weather/Track: Cloudy /Dry

These results are provisional until the conclusion of any judicial and technical matters.

Cadwell Park
Circuit Length = 2.1870 miles.
Start: 10:13 End: 10:28

Clerk of the Course:

Timekeeper:

HSCC/HRSR 'ByBox' Historic Racing Saloons

RACE 4 CLASSIFICATION - Cadwell Park - 19 April 2009

POS	NO	CL	DRIVER	NAT	CAR	TIME	LAPS	GAP	MPH	BEST
1	46	C	Dan COX		Ford Lotus Cortina	20:20.535	11		70.95	1:48.994
2	49	C	Peter HORE		Ford Lotus Cortina	20:39.119	11	18.584	69.89	1:50.920
3	33	B	James FULLER		Alfa Romeo Guilia Sprint GT	20:39.397	11	18.862	69.87	1:50.283
4	85	D	Roger GODFREY		Austin Cooper S	20:41.473	11	20.938	69.76	1:49.931
5	80	D	Mike SMITH		Morris Mini Cooper S	20:42.021	11	21.486	69.72	1:49.978
6	32	B	Mark GARRITT		Alfa Romeo Guilia Sprint GT	20:55.256	11	34.721	68.99	1:51.516
7	86	E	Andy JONES		Singer Chamois	21:09.059	11	48.524	68.24	1:51.437
8	72	K4	Andy HARRISON		Austin Cooper S	21:30.242	11	1:09.707	67.12	1:54.954
9	87	E	Simon BENOY		Hillman Imp	21:45.976	11	1:25.441	66.31	1:51.663
10	95	E	Shaun HAZLEWOOD		Hillman Imp	21:47.013	11	1:26.478	66.26	1:53.677
11	7	A	Tony PEARSON		Jaguar S Type	21:54.676	11	1:34.141	65.87	1:55.142
12	14	A	Colin McKAY		Jaguar S Type	22:09.187	11	1:48.652	65.15	1:58.941
13	30	C	Martyn CORFIELD		Alfa Romeo Guilia Sprint GT	20:46.157	10	1 LAP	63.18	2:01.375
14	91	E	Vince FROST		Hillman Imp	20:49.870	10	1 LAP	62.99	2:01.286
15	92	E	Colin GUNTON		Hillman Imp	21:21.531	10	1 LAP	61.43	1:55.366
16	39	K3	Paul HOPKINSON		Alfa Romeo Giulia Sprint GT	22:04.774	10	1 LAP	59.43	2:07.329

NOT CLASSIFIED

61	C	Brian WEBB		Ford Anglia 105E	10:00.957	5	D.N.F.	65.50	1:55.217
----	---	------------	--	------------------	-----------	---	--------	-------	----------

FASTEST LAP

46	C	Dan COX		Ford Lotus Cortina	1:48.994	3	72.23mph	116.25kph
85	D	Roger GODFREY		Austin Cooper S	1:49.931	11	71.61mph	115.26kph
33	B	James FULLER		Alfa Romeo Guilia Sprint GT	1:50.283	10	71.39mph	114.89kph
86	E	Andy JONES		Singer Chamois	1:51.437	10	70.65mph	113.70kph
72	K4	Andy HARRISON		Austin Cooper S	1:54.954	9	68.49mph	110.22kph
7	A	Tony PEARSON		Jaguar S Type	1:55.142	3	68.37mph	110.04kph
39	K3	Paul HOPKINSON		Alfa Romeo Giulia Sprint GT	2:07.329	10	61.83mph	99.51kph

Weather/Track: Bright /Dry

These results are provisional until the conclusion of any judicial and technical matters.

Cadwell Park
Circuit Length = 2.1870 miles.
Start: 14:53 End: 15:13

Clerk of the Course:

Timekeeper:

HSCC/HRSR 'ByBox' Historic Racing Saloons
RACE - LAP ANALYSIS - Cadwell Park - 19 April 2009

7	Tony PEARSON	Jaguar S Type
1 - 2:06.165	6 - 2:00.865	11 - 1:57.807
2 - 1:57.366	7 - 1:59.267	
3 - 1:55.142	8 - 1:58.602	
4 - 1:56.846	9 - 1:58.748	
5 - 2:04.921	10 - 1:58.947	
14	Colin McKAY	Jaguar S Type
1 - 2:09.191	6 - 2:00.173	11 - 2:00.165
2 - 2:01.578	7 - 1:58.941	
3 - 1:59.457	8 - 1:59.696	
4 - 2:00.975	9 - 1:59.627	
5 - 1:59.668	10 - 1:59.716	
30	Martyn CORFIELD	Alfa Romeo Guilias Sprint GT
1 - 2:16.064	6 - 2:02.219	
2 - 2:03.288	7 - 2:01.375	
3 - 2:03.776	8 - 2:08.764	
4 - 2:03.457	9 - 2:01.801	
5 - 2:03.733	10 - 2:01.680	
32	Mark GARRITT	Alfa Romeo Guilias Sprint GT
1 - 1:59.463	6 - 1:54.313	11 - 1:52.083
2 - 1:51.811	7 - 1:51.516	
3 - 1:52.742	8 - 1:51.877	
4 - 1:52.317	9 - 1:51.625	
5 - 1:52.881	10 - 2:04.628	
33	James FULLER	Alfa Romeo Guilias Sprint GT
1 - 2:00.925	6 - 1:54.267	11 - 1:50.394
2 - 1:52.996	7 - 1:51.650	
3 - 1:51.040	8 - 1:51.943	
4 - 1:53.007	9 - 1:51.439	
5 - 1:51.453	10 - 1:50.283	
39	Paul HOPKINSON	Alfa Romeo Giulias Sprint GT
1 - 2:23.967	6 - 2:11.985	
2 - 2:14.265	7 - 2:11.835	
3 - 2:13.525	8 - 2:08.735	
4 - 2:11.340	9 - 2:10.785	
5 - 2:11.008	10 - 2:07.329	

Weather/Track: Bright /Dry

www.mstworld.com

Page 1 of 3

Cadwell Park
 Circuit Length = 2.1870 miles.
 Start: 14:53 End: 15:13

Printed - 15:17 Sunday, 19 April 2009

HSCC/HRSR 'ByBox' Historic Racing Saloons
RACE - LAP ANALYSIS - Cadwell Park - 19 April 2009
 (contd.)

46	Dan COX	Ford Lotus Cortina
1 - 1:56.632	6 - 1:52.196	11 - 1:50.260
2 - 1:49.584	7 - 1:50.624	
3 - 1:48.994	8 - 1:50.248	
4 - 1:49.628	9 - 1:51.889	
5 - 1:49.638	10 - 1:50.842	
49	Peter HORE	Ford Lotus Cortina
1 - 1:59.029	6 - 1:52.637	11 - 1:50.920
2 - 1:51.780	7 - 1:52.189	
3 - 1:52.683	8 - 1:51.257	
4 - 1:52.218	9 - 1:51.834	
5 - 1:53.019	10 - 1:51.553	
61	Brian WEBB	Ford Anglia 105E
1 - 2:10.316		
2 - 1:58.565		
3 - 1:58.497		
4 - 1:55.217		
5 - 1:58.362		
72	Andy HARRISON	Austin Cooper S
1 - 2:09.844	6 - 1:55.331	11 - 1:56.088
2 - 1:56.405	7 - 1:56.117	
3 - 1:55.496	8 - 1:55.631	
4 - 1:56.039	9 - 1:54.954	
5 - 1:56.821	10 - 1:57.516	
80	Mike SMITH	Morris Mini Cooper S
1 - 2:01.770	6 - 1:53.373	11 - 1:49.978
2 - 1:52.848	7 - 1:52.169	
3 - 1:52.010	8 - 1:51.246	
4 - 1:52.373	9 - 1:52.191	
5 - 1:52.348	10 - 1:51.715	
85	Roger GODFREY	Austin Cooper S
1 - 2:02.380	6 - 1:53.866	11 - 1:49.931
2 - 1:52.671	7 - 1:52.125	
3 - 1:50.892	8 - 1:50.979	
4 - 1:52.392	9 - 1:52.260	
5 - 1:51.863	10 - 1:52.114	

Weather/Track: Bright /Dry

www.mstworld.com

Page 2 of 3

Cadwell Park
 Circuit Length = 2.1870 miles.
 Start: 14:53 End: 15:13

Printed - 15:17 Sunday, 19 April 2009

HSCC/HRSR 'ByBox' Historic Racing Saloons
RACE - LAP ANALYSIS - Cadwell Park - 19 April 2009
 (contd.)

86	Andy JONES	Singer Chamois
1 - 2:10.292	6 - 1:52.673	11 - 1:53.548
2 - 1:59.386	7 - 1:52.471	
3 - 1:56.407	8 - 1:52.177	
4 - 1:52.963	9 - 1:51.637	
5 - 1:56.068	10 - 1:51.437	
87	Simon BENOY	Hillman Imp
1 - 2:03.558	6 - 1:53.662	11 - 2:08.825
2 - 1:52.717	7 - 1:52.191	
3 - 1:51.663	8 - 2:00.963	
4 - 1:52.214	9 - 2:14.146	
5 - 1:51.762	10 - 2:04.275	
91	Vince FROST	Hillman Imp
1 - 2:15.875	6 - 2:04.310	
2 - 2:05.714	7 - 2:03.855	
3 - 2:03.858	8 - 2:04.464	
4 - 2:03.136	9 - 2:02.759	
5 - 2:04.613	10 - 2:01.286	
92	Colin GUNTON	Hillman Imp
1 - 2:13.298	6 - 1:57.723	
2 - 1:58.542	7 - 1:55.366	
3 - 1:59.562	8 - 1:56.777	
4 - 2:00.557	9 - 1:59.923	
5 - 3:20.380	10 - 1:59.403	
95	Shaun HAZLEWOOD	Hillman Imp
1 - 2:04.181	6 - 1:56.721	11 - 2:07.880
2 - 1:53.677	7 - 1:57.138	
3 - 1:55.006	8 - 1:56.878	
4 - 1:55.878	9 - 1:56.376	
5 - 1:55.984	10 - 2:07.294	

Weather/Track: Bright /Dry

www.mstworld.com

Page 3 of 3

Cadwell Park
 Circuit Length = 2.1870 miles.
 Start: 14:53 End: 15:13

Printed - 15:17 Sunday, 19 April 2009

HSCC/HRSR 'ByBox' Historic Racing Saloons
RACE - LAP CHART - Cadwell Park - 19 April 2009

Lap 1			Lap 2			Lap 3			Lap 4			Lap 5		
No	Behind	Laptime	No	Behind	Laptime	No	Behind	Laptime	No	Behind	Laptime	No	Behind	Laptime
46		1:56.632	46		1:49.584	46		1:48.994	46		1:49.628	46		1:49.638
49	2.397	1:59.029	49	4.593	1:51.780	49	8.282	1:52.683	49	10.872	1:52.218	49	14.253	1:53.019
32	2.831	1:59.463	32	5.058	1:51.811	32	8.806	1:52.742	32	11.495	1:52.317	32	14.738	1:52.881
33	4.293	2:00.925	33	7.705	1:52.996	33	9.751	1:51.040	33	13.130	1:53.007	33	14.945	1:51.453
80	5.138	2:01.770	80	8.402	1:52.848	85	10.733	1:50.892	85	13.497	1:52.392	85	15.722	1:51.863
85	5.748	2:02.380	85	8.835	1:52.671	80	11.418	1:52.010	80	14.163	1:52.373	80	16.873	1:52.348
87	6.926	2:03.558	87	10.059	1:52.717	87	12.728	1:51.663	87	15.314	1:52.214	87	17.438	1:51.762
95	7.549	2:04.181	95	11.642	1:53.677	95	17.654	1:55.006	95	23.904	1:55.878	95	30.250	1:55.984
7	9.533	2:06.165	7	17.315	1:57.366	7	23.463	1:55.142	7	30.681	1:56.846	72	40.129	1:56.821
14	12.559	2:09.191	72	20.033	1:56.405	72	26.535	1:55.496	72	32.946	1:56.039	86	40.640	1:56.068
72	13.212	2:09.844	61	22.665	1:58.565	86	30.875	1:56.407	86	34.210	1:52.963	7	45.964	2:04.921
86	13.660	2:10.292	86	23.462	1:59.386	61	32.168	1:58.497	61	37.757	1:55.217	61	46.481	1:58.362
61	13.684	2:10.316	14	24.553	2:01.578	14	35.016	1:59.457	14	46.363	2:00.975	14	56.393	1:59.668
92	16.666	2:13.298	92	25.624	1:58.542	92	36.192	1:59.562	92	47.121	2:00.557	30	1:15.842	2:03.733
91	19.243	2:15.875	30	33.136	2:03.288	30	47.918	2:03.776	30	1:01.747	2:03.457	91	1:18.720	2:04.613
30	19.432	2:16.064	91	35.373	2:05.714	91	50.237	2:03.858	91	1:03.745	2:03.136			
39	27.335	2:23.967	39	52.016	2:14.265	39	1:16.547	2:13.525	39	1:38.259	2:11.340			

Weather/Track: Bright /Dry

HSCC/HRSR 'ByBox' Historic Racing Saloons
RACE - LAP CHART - Cadwell Park - 19 April 2009
 (contd.)

Lap 6			Lap 7			Lap 8			Lap 9			Lap 10		
No	Behind	Laptime	No	Behind	Laptime	No	Behind	Laptime	No	Behind	Laptime	No	Behind	Laptime
46		1:52.196	46		1:50.624	46		1:50.248	46		1:51.889	46		1:50.842
39	1 LAP	2:11.008	49	16.259	1:52.189	49	17.268	1:51.257	30	1 LAP	2:08.764	30	1 LAP	2:01.801
49	14.694	1:52.637	32	17.747	1:51.516	32	19.376	1:51.877	91	1 LAP	2:04.464	49	17.924	1:51.553
32	16.855	1:54.313	33	18.042	1:51.650	85	19.624	1:50.979	49	17.213	1:51.834	91	1 LAP	2:02.759
33	17.016	1:54.267	85	18.893	1:52.125	33	19.737	1:51.943	32	19.112	1:51.625	33	18.728	1:50.283
85	17.392	1:53.866	80	19.595	1:52.169	80	20.593	1:51.246	33	19.287	1:51.439	85	21.267	1:52.114
80	18.050	1:53.373	87	20.471	1:52.191	87	31.186	2:00.963	85	19.995	1:52.260	80	21.768	1:51.715
87	18.904	1:53.662	39	1 LAP	2:11.985	92	1 LAP	1:55.366	80	20.895	1:52.191	32	32.898	2:04.628
92	1 LAP	3:20.380	92	1 LAP	1:57.723	86	44.893	1:52.177	92	1 LAP	1:56.777	86	45.236	1:51.437
95	34.775	1:56.721	95	41.289	1:57.138	95	47.919	1:56.878	86	44.641	1:51.637	92	1 LAP	1:59.923
86	41.117	1:52.673	86	42.964	1:52.471	39	1 LAP	2:11.835	95	52.406	1:56.376	72	1:03.879	1:57.516
72	43.264	1:55.331	72	48.757	1:56.117	72	54.140	1:55.631	87	53.443	2:14.146	87	1:06.876	2:04.275
7	54.633	2:00.865	7	1:03.276	1:59.267	7	1:11.630	1:58.602	72	57.205	1:54.954	95	1:08.858	2:07.294
14	1:04.370	2:00.173	14	1:12.687	1:58.941	14	1:22.135	1:59.696	39	1 LAP	2:08.735	7	1:26.594	1:58.947
30	1:25.865	2:02.219	30	1:36.616	2:01.375				7	1:18.489	1:58.748	39	1 LAP	2:10.785
91	1:30.834	2:04.310	91	1:44.065	2:03.855				14	1:29.873	1:59.627	14	1:38.747	1:59.716

Weather/Track: Bright /Dry

HSCC/HRSR 'ByBox' Historic Racing Saloons
RACE - LAP CHART - Cadwell Park - 19 April 2009
 (contd.)

Lap 11			Lap 12			Lap 13			Lap 14			Lap 15		
No	Behind	Laptime	No	Behind	Laptime	No	Behind	Laptime	No	Behind	Laptime	No	Behind	Laptime
46		1:50.260												
49	18.584	1:50.920												
33	18.862	1:50.394												
85	20.938	1:49.931												
80	21.486	1:49.978												
30	1 LAP	2:01.680												
91	1 LAP	2:01.286												
32	34.721	1:52.083												
86	48.524	1:53.548												
92	1 LAP	1:59.403												
72	1:09.707	1:56.088												
87	1:25.441	2:08.825												
95	1:26.478	2:07.880												
7	1:34.141	1:57.807												
39	1 LAP	2:07.329												
14	1:48.652	2:00.165												

Weather/Track: Bright /Dry

HSCC Classic Racing Cars supported by Chartland Properties Ltd.
QUALIFYING - RACE 5 - Cadwell Park - 19 April 2009

POS	NO	CL	DRIVER	NAT	CAR	TIME	LAPS	GAP	MPH
1	88	C	Michael SCOTT		Brabham BT30	1:37.819	10		80.48
2	1	G	Ian GRAY		Brabham BT16	1:38.490	10	0.671	79.93
3	16	G	Grant CLEARWATER		Brabham BT16	1:40.300	10	2.481	78.49
4	77	A	Will SCHRYVER		Lotus 27	1:41.490	10	3.671	77.57
5	23	D	Paul McMORRAN		Crossle 17F	1:42.718	9	4.899	76.64
6	79	E	Michael HIBBERD		Lotus 22	1:43.571	9	5.752	76.01
7	71	D	Chris HOLLAND		Brabham BT21	1:44.715	9	6.896	75.18
8	74	G	Jon WAGGITT		Brabham BT18	1:45.337	9	7.518	74.74
9	45	C	Ronnie HAINES		Cooper T82	1:47.288	9	9.469	73.38
10	56	G	Cliff GIDDENS		Brabham BT16	1:48.529	3	10.710	72.54
11	81	D	Stephen WILKINSON	TR	Brabham BT21	1:48.903	9	11.084	72.29
12	15	F	Gareth PAUL		Merlyn Mk17A	1:52.455	9	14.636	70.01
13	27	D	Peter WILLIAMS		Brabham BT15	1:57.692	8	19.873	66.89
14	65	F	Terry FULLERTON		Merlyn 11A	2:00.050	8	22.231	65.58

TR = Transponder Not Working

Weather/Track: Cloudy /Dry

These results are provisional until the conclusion of any judicial and technical matters.

Cadwell Park

Circuit Length = 2.1870 miles.

Start: 10:35 End: 10:50

Clerk of the Course:		Timekeeper:
----------------------	--	-------------

HSCC Classic Racing Cars supported by Chartland Properties Ltd.
QUALIFYING - LAP ANALYSIS - Cadwell Park - 19 April 2009

1	Ian GRAY	Brabham BT16
1 -	6:09.405	6 - 1:38.992
2 -	1:48.414	7 - 1:38.715
3 -	1:44.533	8 - 1:38.663
4 -	1:39.393	9 - 1:38.490
5 -	1:39.468	10 - 1:38.751
15	Gareth PAUL	Merlyn Mk17A
1 -	6:22.329	6 - 1:52.735
2 -	2:06.475	7 - 1:53.123
3 -	1:57.791	8 - 1:52.749
4 -	1:57.815	9 - 1:52.455
5 -	1:54.314	
16	Grant CLEARWATER	Brabham BT16
1 -	6:10.229	6 - 1:45.475
2 -	1:50.642	7 - 1:42.818
3 -	1:45.490	8 - 1:43.882
4 -	1:49.251	9 - 1:41.015
5 -	1:44.699	10 - 1:40.300
23	Paul McMORRAN	Crossle 17F
1 -	6:27.592	6 - 1:43.356
2 -	1:53.822	7 - 1:46.539
3 -	1:49.997	8 - 1:42.718
4 -	1:46.273	9 - 1:43.170
5 -	1:46.949	
27	Peter WILLIAMS	Brabham BT15
1 -	6:34.444	6 - 2:02.732
2 -	2:21.811	7 - 2:01.041
3 -	2:07.323	8 - 1:57.692
4 -	2:08.068	
5 -	2:06.432	
45	Ronnie HAINES	Cooper T82
1 -	6:36.737	6 - 1:48.473
2 -	2:06.770	7 - 1:48.903
3 -	1:50.686	8 - 1:47.288
4 -	1:59.149	9 - 1:48.637
5 -	1:51.160	

TR = Transponder Not Working

Weather/Track: Cloudy /Dry

These results are provisional until the conclusion of any judicial and technical matters.

www.mstworld.com

Page 1 of 3

Cadwell Park

Circuit Length = 2.1870 miles.

Start: 10:35 End: 10:50

Printed - 10:53 Sunday, 19 April 2009

HSCC Classic Racing Cars supported by Chartland Properties Ltd.

QUALIFYING - LAP ANALYSIS - Cadwell Park - 19 April 2009

(contd.)

56	Cliff GIDDENS	Brabham BT16
1 -	6:16.057	
2 -	1:57.052	
3 -	1:48.529	
65	Terry FULLERTON	Merlyn 11A
1 -	6:18.474	6 - 2:02.893
2 -	2:00.231	7 - 2:01.880
3 -	2:00.050	8 - 2:02.270
4 -	2:09.133	
5 -	2:01.729	
71	Chris HOLLAND	Brabham BT21
1 -	6:33.291	6 - 1:44.932
2 -	1:59.281	7 - 1:44.715
3 -	1:51.462	8 - 1:47.916
4 -	1:53.025	9 - 1:45.989
5 -	1:46.736	
74	Jon WAGGITT	Brabham BT18
1 -	6:19.049	6 - 1:45.458
2 -	2:00.147	7 - 1:46.492
3 -	1:50.723	8 - 1:47.006
4 -	1:56.423	9 - 1:45.337
5 -	1:47.013	
77	Will SCHRYVER	Lotus 27
1 -	6:05.520	6 - 1:45.203
2 -	1:54.077	7 - 1:43.290
3 -	1:45.502	8 - 1:41.696
4 -	2:00.367	9 - 1:44.142
5 -	1:44.645	10 - 1:41.490
79	Michael HIBBERD	Lotus 22
1 -	6:16.691	6 - 1:43.758
2 -	1:57.759	7 - 1:44.104
3 -	1:48.005	8 - 1:43.571
4 -	1:47.497	9 - 1:47.112
5 -	1:44.725	

TR = Transponder Not Working

Weather/Track: Cloudy /Dry

These results are provisional until the conclusion of any judicial and technical matters.

www.mstworld.com

Page 2 of 3

Cadwell Park

Circuit Length = 2.1870 miles.

Start: 10:35 End: 10:50

Printed - 10:53 Sunday, 19 April 2009

HSCC Classic Racing Cars supported by Chartland Properties Ltd.
QUALIFYING - LAP ANALYSIS - Cadwell Park - 19 April 2009
 (contd.)

81	Stephen WILKINSON	TR	Brabham BT21
1 - 6:36.108	6 - 1:50.813		
2 - 2:04.795	7 - 1:48.903		
3 - 1:52.461	8 - 1:50.261		
4 - 1:54.062	9 - 1:50.907		
5 - 1:49.864			
88	Michael SCOTT		Brabham BT30
1 - 6:15.538	6 - 1:51.066		
2 - 1:53.419	7 - 1:38.835		
3 - 1:45.073	8 - 1:45.478		
4 - 1:44.102	9 - 1:44.138		
5 - 1:42.880	10 - 1:37.819		

TR = Transponder Not Working

Weather/Track: Cloudy /Dry

These results are provisional until the conclusion of any judicial and technical matters.

www.mstworld.com

Page 3 of 3

Cadwell Park


Circuit Length = 2.1870 miles.

Start: 10:35 End: 10:50

Printed - 10:53 Sunday, 19 April 2009

**HSCC Classic Racing Cars supported by Chartland Properties Ltd.
GRID FOR RACE 5 - Cadwell Park - 19 April 2009**

ROW 7	65 FULLERTON	27 WILLIAMS
ROW 6	15 PAUL	81 WILKINSON
ROW 5	56 GIDDENS	45 HAINES
ROW 4	74 WAGGITT	71 HOLLAND
ROW 3	79 HIBBERD	23 McMORRAN
ROW 2	77 SCHRYVER	16 CLEARWATER
ROW 1	1 GRAY	88 SCOTT
		POLE



TR = Transponder Not Working

Weather/Track: Cloudy /Dry

These results are provisional until the conclusion of any judicial and technical matters.

Cadwell Park

Circuit Length = 2.1870 miles.

Start: 10:35 End: 10:50

Clerk of the Course:

Timekeeper:

HSCC Classic Racing Cars supported by Chartland Properties Ltd.
RACE 5 CLASSIFICATION - Cadwell Park - 19 April 2009

POS	NO	CL	DRIVER	NAT	CAR	TIME	LAPS	GAP	MPH	BEST
1	1	G	Ian GRAY		Brabham BT16	21:25.542	13		79.61	1:36.916
2	88	C	Michael SCOTT		Brabham BT30	21:25.719	13	0.177	79.60	1:36.899
3	16	G	Grant CLEARWATER		Brabham BT16	22:13.105	13	47.563	76.77	1:39.259
4	23	D	Paul McMORRAN		Crossle 17F	22:20.628	13	55.086	76.34	1:40.440
5	77	A	Will SCHRYVER		Lotus 27	22:21.392	13	55.850	76.30	1:40.668
6	71	D	Chris HOLLAND		Brabham BT21	22:45.864	13	1:20.322	74.93	1:42.251
7	79	E	Michael HIBBERD		Lotus 22	23:11.374	13	1:45.832	73.56	1:42.506
8	45	C	Ronnie HAINES		Cooper T82	21:33.523	12	1 LAP	73.04	1:45.121
9	15	F	Gareth PAUL		Merlyn Mk17A	22:13.824	12	1 LAP	70.83	1:47.240
10	27	D	Peter WILLIAMS		Brabham BT15	22:04.857	11	2 LAPS	65.36	1:56.131
11	65	F	Terry FULLERTON		Merlyn 11A	22:06.199	11	2 LAPS	65.30	1:55.388

NOT CLASSIFIED

74	G	Jon WAGGITT		Brabham BT18	10:25.258	6	D.N.F.	75.55	1:41.115
56	G	Cliff GIDDENS		Brabham BT16	7:20.487	4	D.N.F.	71.49	1:46.498

FASTEST LAP

88	C	Michael SCOTT		Brabham BT30	1:36.899	13	81.25mph	130.76kph
1	G	Ian GRAY		Brabham BT16	1:36.916	12	81.23mph	130.73kph
23	D	Paul McMORRAN		Crossle 17F	1:40.440	10	78.38mph	126.15kph
77	A	Will SCHRYVER		Lotus 27	1:40.668	3	78.21mph	125.86kph
79	E	Michael HIBBERD		Lotus 22	1:42.506	4	76.80mph	123.60kph
15	F	Gareth PAUL		Merlyn Mk17A	1:47.240	11	73.41mph	118.15kph

Weather/Track: Bright /Dry

These results are provisional until the conclusion of any judicial and technical matters.

Cadwell Park
 Circuit Length = 2.1870 miles.
 Start: 15:25 End: 15:47

Clerk of the Course:		Timekeeper:
----------------------	--	-------------

HSCC Classic Racing Cars supported by Chartland Properties Ltd.
RACE - LAP ANALYSIS - Cadwell Park - 19 April 2009

1	Ian GRAY	Brabham BT16
1 - 1:47.701	6 - 1:39.491	11 - 1:38.006
2 - 1:40.003	7 - 1:37.752	12 - 1:36.916
3 - 1:39.362	8 - 1:37.762	13 - 1:37.223
4 - 1:38.108	9 - 1:37.230	
5 - 1:38.674	10 - 1:37.314	
15	Gareth PAUL	Merlyn Mk17A
1 - 2:01.840	6 - 1:50.553	11 - 1:47.240
2 - 1:50.965	7 - 1:51.783	12 - 1:52.832
3 - 1:50.253	8 - 1:49.914	
4 - 1:50.078	9 - 1:49.945	
5 - 1:50.278	10 - 1:48.143	
16	Grant CLEARWATER	Brabham BT16
1 - 1:48.582	6 - 1:58.543	11 - 1:41.137
2 - 1:39.921	7 - 1:44.023	12 - 1:40.598
3 - 1:39.303	8 - 1:40.253	13 - 1:41.432
4 - 1:39.259	9 - 1:40.089	
5 - 1:39.502	10 - 1:40.463	
23	Paul McMORRAN	Crossle 17F
1 - 1:52.980	6 - 1:42.397	11 - 1:41.585
2 - 1:43.789	7 - 1:46.230	12 - 1:40.956
3 - 1:42.554	8 - 1:41.038	13 - 1:42.016
4 - 1:42.869	9 - 1:42.138	
5 - 1:41.636	10 - 1:40.440	
27	Peter WILLIAMS	Brabham BT15
1 - 2:11.541	6 - 2:01.789	11 - 1:57.032
2 - 2:01.057	7 - 1:58.919	
3 - 2:00.688	8 - 1:56.987	
4 - 2:00.327	9 - 1:57.025	
5 - 2:03.361	10 - 1:56.131	
45	Ronnie HAINES	Cooper T82
1 - 1:58.358	6 - 1:47.113	11 - 1:45.562
2 - 1:46.677	7 - 1:47.769	12 - 1:47.742
3 - 1:46.794	8 - 1:46.439	
4 - 1:48.225	9 - 1:47.071	
5 - 1:46.652	10 - 1:45.121	

Weather/Track: Bright /Dry

www.mstworld.com

Page 1 of 3

Cadwell Park
 Circuit Length = 2.1870 miles.
 Start: 15:25 End: 15:47

Printed - 15:51 Sunday, 19 April 2009

HSCC Classic Racing Cars supported by Chartland Properties Ltd.

RACE - LAP ANALYSIS - Cadwell Park - 19 April 2009

(contd.)

56	Cliff GIDDENS	Brabham BT16
1 - 1:58.943 2 - 1:46.509 3 - 1:46.498 4 - 1:48.537		
65	Terry FULLERTON	Merlyn 11A
1 - 2:12.011 6 - 2:00.800 11 - 1:57.850 2 - 2:01.225 7 - 1:58.840 3 - 2:00.542 8 - 1:57.293 4 - 2:00.415 9 - 1:57.336 5 - 2:04.499 10 - 1:55.388		
71	Chris HOLLAND	Brabham BT21
1 - 1:53.955 6 - 1:43.941 11 - 1:44.859 2 - 1:43.660 7 - 1:46.409 12 - 1:44.424 3 - 1:42.956 8 - 1:44.856 13 - 1:45.359 4 - 1:43.527 9 - 1:45.807 5 - 1:42.251 10 - 1:43.860		
74	Jon WAGGITT	Brabham BT18
1 - 1:50.948 6 - 1:43.379 2 - 1:44.705 3 - 1:42.693 4 - 1:42.418 5 - 1:41.115		
77	Will SCHRYVER	Lotus 27
1 - 1:49.148 6 - 1:43.830 11 - 1:46.659 2 - 1:40.972 7 - 1:41.919 12 - 1:45.044 3 - 1:40.668 8 - 1:41.881 13 - 1:43.686 4 - 1:41.158 9 - 1:42.525 5 - 1:40.925 10 - 1:42.977		
79	Michael HIBBERD	Lotus 22
1 - 1:54.491 6 - 1:46.134 11 - 1:48.628 2 - 1:43.914 7 - 1:45.587 12 - 1:50.201 3 - 1:43.743 8 - 1:46.972 13 - 1:52.170 4 - 1:42.506 9 - 1:44.109 5 - 1:44.641 10 - 1:48.278		

Weather/Track: Bright /Dry

www.mstworld.com

Page 2 of 3

Cadwell Park
 Circuit Length = 2.1870 miles.
 Start: 15:25 End: 15:47

Printed - 15:51 Sunday, 19 April 2009

HSCC Classic Racing Cars supported by Chartland Properties Ltd.
RACE - LAP ANALYSIS - Cadwell Park - 19 April 2009
(contd.)

88	Michael SCOTT	Brabham BT30		
1 - 1:46.701	6 - 1:39.840	11 - 1:37.158		
2 - 1:40.384	7 - 1:38.871	12 - 1:37.074		
3 - 1:39.312	8 - 1:37.787	13 - 1:36.899		
4 - 1:38.517	9 - 1:37.545			
5 - 1:38.395	10 - 1:37.236			

Weather/Track: Bright /Dry

www.mstworld.com

Page 3 of 3

Cadwell Park
Circuit Length = 2.1870 miles.
Start: 15:25 End: 15:47
Printed - 15:51 Sunday, 19 April 2009

HSCC Classic Racing Cars supported by Chartland Properties Ltd.
RACE - LAP CHART - Cadwell Park - 19 April 2009

Lap 1			Lap 2			Lap 3			Lap 4			Lap 5		
No	Behind	Laptime	No	Behind	Laptime	No	Behind	Laptime	No	Behind	Laptime	No	Behind	Laptime
88		1:46.701	88		1:40.384	88		1:39.312	88		1:38.517	88		1:38.395
1	1.000	1:47.701	1	0.619	1:40.003	1	0.669	1:39.362	1	0.260	1:38.108	1	0.539	1:38.674
16	1.881	1:48.582	16	1.418	1:39.921	16	1.409	1:39.303	16	2.151	1:39.259	16	3.258	1:39.502
77	2.447	1:49.148	77	3.035	1:40.972	77	4.391	1:40.668	77	7.032	1:41.158	77	9.562	1:40.925
74	4.247	1:50.948	74	8.568	1:44.705	74	11.949	1:42.693	74	15.850	1:42.418	74	18.570	1:41.115
23	6.279	1:52.980	23	9.684	1:43.789	23	12.926	1:42.554	23	17.278	1:42.869	23	20.519	1:41.636
71	7.254	1:53.955	71	10.530	1:43.660	71	14.174	1:42.956	71	19.184	1:43.527	71	23.040	1:42.251
79	7.790	1:54.491	79	11.320	1:43.914	79	15.751	1:43.743	79	19.740	1:42.506	79	25.986	1:44.641
45	11.657	1:58.358	45	17.950	1:46.677	45	25.432	1:46.794	45	35.140	1:48.225	45	43.397	1:46.652
56	12.242	1:58.943	56	18.367	1:46.509	56	25.553	1:46.498	56	35.573	1:48.537	15	1:00.105	1:50.278
15	15.139	2:01.840	15	25.720	1:50.965	15	36.661	1:50.253	15	48.222	1:50.078			
27	24.840	2:11.541	27	45.513	2:01.057	27	1:06.889	2:00.688	27	1:28.699	2:00.327			
65	25.310	2:12.011	65	46.151	2:01.225	65	1:07.381	2:00.542	65	1:29.279	2:00.415			

Weather/Track: Bright /Dry

www.mstworld.com

Cadwell Park
 Circuit Length = 2.1870 miles.
 Start: 15:25 End: 15:47

HSCC Classic Racing Cars supported by Chartland Properties Ltd.

RACE - LAP CHART - Cadwell Park - 19 April 2009

(contd.)

Lap 6			Lap 7			Lap 8			Lap 9			Lap 10		
No	Behind	Laptime	No	Behind	Laptime	No	Behind	Laptime	No	Behind	Laptime	No	Behind	Laptime
88		1:39.840	1		1:37.752	1		1:37.762	1		1:37.230	1		1:37.314
1	0.190	1:39.491	88	0.929	1:38.871	88	0.954	1:37.787	88	1.269	1:37.545	88	1.191	1:37.236
77	13.552	1:43.830	77	17.529	1:41.919	77	21.648	1:41.881	77	26.943	1:42.525	15	1 LAP	1:49.945
27	1 LAP	2:03.361	16	28.042	1:44.023	16	30.533	1:40.253	16	33.392	1:40.089	77	32.606	1:42.977
65	1 LAP	2:04.499	23	31.364	1:46.230	23	34.640	1:41.038	23	39.548	1:42.138	16	36.541	1:40.463
16	21.961	1:58.543	71	35.608	1:46.409	71	42.702	1:44.856	71	51.279	1:45.807	23	42.674	1:40.440
74	22.109	1:43.379	27	1 LAP	2:01.789	79	49.135	1:46.972	79	56.014	1:44.109	71	57.825	1:43.860
23	23.076	1:42.397	65	1 LAP	2:00.800	27	1 LAP	1:58.919	27	1 LAP	1:56.987	79	1:06.978	1:48.278
71	27.141	1:43.941	79	39.925	1:45.587	65	1 LAP	1:58.840	45	1:19.015	1:47.071	45	1:26.822	1:45.121
79	32.280	1:46.134	45	1:00.497	1:47.769	45	1:09.174	1:46.439	65	1 LAP	1:57.293			
45	50.670	1:47.113	15	1:24.659	1:51.783	15	1:36.811	1:49.914						
15	1:10.818	1:50.553												

Weather/Track: Bright /Dry

www.mstworld.com

Page 2 of 3

Cadwell Park
Circuit Length = 2.1870 miles.
Start: 15:25 End: 15:47

Printed - 15:51 Sunday, 19 April 2009

HSCC Classic Racing Cars supported by Chartland Properties Ltd.
RACE - LAP CHART - Cadwell Park - 19 April 2009
 (contd.)

Lap 11			Lap 12			Lap 13			Lap 14			Lap 15		
No	Behind	Laptime	No	Behind	Laptime	No	Behind	Laptime	No	Behind	Laptime	No	Behind	Laptime
1		1:38.006	1		1:36.916	1		1:37.223						
27	2 LAPS	1:57.025	88	0.501	1:37.074	88	0.177	1:36.899						
88	0.343	1:37.158	27	2 LAPS	1:56.131	45	1 LAP	1:47.742						
65	2 LAPS	1:57.336	65	2 LAPS	1:55.388	27	2 LAPS	1:57.032						
15	1 LAP	1:48.143	15	1 LAP	1:47.240	65	2 LAPS	1:57.850						
16	39.672	1:41.137	16	43.354	1:40.598	16	47.563	1:41.432						
77	41.259	1:46.659	77	49.387	1:45.044	15	1 LAP	1:52.832						
23	46.253	1:41.585	23	50.293	1:40.956	23	55.086	1:42.016						
71	1:04.678	1:44.859	71	1:12.186	1:44.424	77	55.850	1:43.686						
79	1:17.600	1:48.628	79	1:30.885	1:50.201	71	1:20.322	1:45.359						
45	1:34.378	1:45.562				79	1:45.832	1:52.170						

Weather/Track: Bright /Dry

www.mstworld.com

Cadwell Park
 Circuit Length = 2.1870 miles.
 Start: 15:25 End: 15:47

Printed - 15:51 Sunday, 19 April 2009

HSCC Historic Formula Ford 2000
QUALIFYING - RACE 6 - Cadwell Park - 19 April 2009

POS	NO	CL	DRIVER	NAT	CAR	TIME	LAPS	GAP	MPH
1	12	A	Wil ARIF	TR	Royale RP30	1:33.229	10		84.45
2	19	A	Scott TEMPLE		Reynard SF79	1:33.357	9	0.128	84.33
3	15	A	James MURRAY		Reynard SF77	1:33.813	10	0.584	83.92
4	75	A	Colin WRIGHT		Reynard SF79	1:34.262	10	1.033	83.52
5	25	B	Antony RAINE		Merlyn MK28	1:34.910	10	1.681	82.95
6	4	A	Steve GARDINER		Reynard SF80	1:35.741	10	2.512	82.23
7	71	A	Andy STORER		Royale RP27	1:36.048	10	2.819	81.97
8	27	A	Jonny DIMSDALE		Van Diemen RF78	1:36.449	10	3.220	81.63
9	41	A	Mark PIERCE		Sparton SF80	1:37.491	10	4.262	80.75
10	11	A	Stuart BOYER		Reynard SF77	1:38.160	10	4.931	80.20
11	36	A	James LEDAMUN		Crossle 51F	1:38.757	9	5.528	79.72
12	98	A	Neil FOWLER		Reynard SF79	1:40.097	2	6.868	78.65
13	57	A	David WILD	TR	Reynard SF79	1:40.590	3	7.361	78.27
14	72	A	John TAYLOR		Royale RP27	1:44.728	7	11.499	75.17
15	10	A	Derek SMITH		Delta T80	1:44.880	6	11.651	75.06
16	46	C	John BOWLES		Royale RP9	1:46.501	10	13.272	73.92
17	42	B	David CLARK		Dulon MP21	1:55.789	3	22.560	67.99
18	73	A	John WILSON		Royale RP26	2:10.064	4	36.835	60.53

TR = Transponder Not Working

Weather/Track: Cloudy /Dry

These results are provisional until the conclusion of any judicial and technical matters.

Cadwell Park

Circuit Length = 2.1870 miles.

Start: 10:58 End: 11:22

Clerk of the Course:		Timekeeper:
----------------------	--	-------------

HSCC Historic Formula Ford 2000
QUALIFYING - LAP ANALYSIS - Cadwell Park - 19 April 2009

4	Steve GARDINER		Reynard SF80
1 -	9:25.643	6 -	1:48.503
2 -	1:46.595	7 -	1:38.122
3 -	1:38.705	8 -	1:36.205
4 -	1:38.898	9 -	1:35.741
5 -	9:42.889	10 -	1:35.821
10	Derek SMITH		Delta T80
1 -	9:24.147	6 -	1:55.330
2 -	1:55.174		
3 -	1:46.225		
4 -	1:44.880		
5 -	9:22.995		
11	Stuart BOYER		Reynard SF77
1 -	9:38.233	6 -	1:48.718
2 -	1:43.802	7 -	1:44.609
3 -	1:38.868	8 -	1:38.160
4 -	1:38.181	9 -	1:39.585
5 -	9:33.290	10 -	1:38.367
12	Wil ARIF	TR	Royale RP30
1 -	9:30.071	6 -	1:39.278
2 -	1:44.557	7 -	1:33.474
3 -	1:36.616	8 -	1:33.520
4 -	1:35.352	9 -	1:33.229
5 -	9:42.892	10 -	1:49.706
15	James MURRAY		Reynard SF77
1 -	9:27.232	6 -	1:44.007
2 -	1:47.346	7 -	1:35.014
3 -	1:41.054	8 -	1:34.171
4 -	1:36.160	9 -	1:33.813
5 -	9:37.696	10 -	1:34.039
19	Scott TEMPLE		Reynard SF79
1 -	X:00.000	6 -	1:35.875
2 -	1:47.968	7 -	1:34.996
3 -	1:39.181	8 -	1:35.224
4 -	9:20.909	9 -	1:33.357
5 -	1:47.070		

TR = Transponder Not Working

Weather/Track: Cloudy /Dry

These results are provisional until the conclusion of any judicial and technical matters.

www.mstworld.com

Page 1 of 3

Cadwell Park

Circuit Length = 2.1870 miles.

Start: 10:58 End: 11:22

Printed - 11:24 Sunday, 19 April 2009

HSCC Historic Formula Ford 2000
QUALIFYING - LAP ANALYSIS - Cadwell Park - 19 April 2009
 (contd.)

25	Antony RAINE	Merlyn MK28
1 - 9:19.999	6 - 1:39.904	
2 - 1:44.574	7 - 1:35.311	
3 - 1:40.004	8 - 1:34.910	
4 - 1:36.929	9 - 1:35.085	
5 - 9:47.802	10 - 1:35.292	
27	Jonny DIMSDALE	Van Diemen RF78
1 - 9:26.833	6 - 1:47.748	
2 - 1:47.341	7 - 1:38.179	
3 - 1:41.269	8 - 1:36.449	
4 - 1:39.305	9 - 1:36.906	
5 - 9:38.940	10 - 1:38.513	
36	James LEDAMUN	Crossle 51F
1 - X:00.000	6 - 1:44.230	
2 - 1:58.680	7 - 1:39.766	
3 - 1:47.989	8 - 1:39.340	
4 - X:00.000	9 - 1:38.757	
5 - 1:54.208		
41	Mark PIERCE	Sparton SF80
1 - 9:37.856	6 - 1:47.424	
2 - 1:50.007	7 - 1:40.251	
3 - 1:45.375	8 - 1:37.701	
4 - 1:41.799	9 - 1:38.596	
5 - 9:19.615	10 - 1:37.491	
42	David CLARK	Dulon MP21
1 - 9:43.202		
2 - 2:00.079		
3 - 1:55.789		
46	John BOWLES	Royale RP9
1 - 9:44.426	6 - 1:57.338	
2 - 1:59.790	7 - 1:50.441	
3 - 1:56.045	8 - 1:47.914	
4 - 1:53.572	9 - 1:46.656	
5 - 8:44.356	10 - 1:46.501	

TR = Transponder Not Working

Weather/Track: Cloudy /Dry

These results are provisional until the conclusion of any judicial and technical matters.

www.mstworld.com

Page 2 of 3

Cadwell Park

Circuit Length = 2.1870 miles.

Start: 10:58 End: 11:22

Printed - 11:24 Sunday, 19 April 2009

HSCC Historic Formula Ford 2000

QUALIFYING - LAP ANALYSIS - Cadwell Park - 19 April 2009

(contd.)

57	David WILD	TR	Reynard SF79
1 - 9:29.947 2 - 1:45.714 3 - 1:40.590			
71	Andy STORER		Royale RP27
1 - 9:25.456 6 - 1:51.313 2 - 1:42.003 7 - 1:44.851 3 - 1:36.700 8 - 1:38.237 4 - 1:37.946 9 - 1:36.048 5 - 9:47.803 10 - 1:36.474			
72	John TAYLOR		Royale RP27
1 - 9:32.888 6 - 1:57.596 2 - 1:53.313 7 - 1:44.728 3 - 1:50.378 4 - 1:47.377 5 - 9:11.313			
73	John WILSON		Royale RP26
1 - X:00.000 2 - X:00.000 3 - 2:14.236 4 - 2:10.064			
75	Colin WRIGHT		Reynard SF79
1 - 9:19.541 6 - 1:50.849 2 - 1:42.499 7 - 1:37.470 3 - 1:36.091 8 - 1:35.734 4 - 1:35.271 9 - 1:34.548 5 - X:00.000 10 - 1:34.262			
98	Neil FOWLER		Reynard SF79
1 - 9:27.620 2 - 1:40.097			

TR = Transponder Not Working

Weather/Track: Cloudy /Dry

These results are provisional until the conclusion of any judicial and technical matters.

www.mstworld.com

Page 3 of 3

Cadwell Park


Circuit Length = 2.1870 miles.

Start: 10:58 End: 11:22

Printed - 11:24 Sunday, 19 April 2009

HSCC Historic Formula Ford 2000
GRID FOR RACE 6 - Cadwell Park - 19 April 2009

ROW 9	73 WILSON	42 CLARK
ROW 8	46 BOWLES	10 SMITH
ROW 7	72 TAYLOR	57 WILD
ROW 6	98 FOWLER	36 LEDAMUN
ROW 5	11 BOYER	41 PIERCE
ROW 4	27 DIMSDALE	71 STORER
ROW 3	4 GARDINER	25 RAINE
ROW 2	75 WRIGHT	15 MURRAY
ROW 1	19 TEMPLE	12 ARIF
		POLE



TR = Transponder Not Working

Weather/Track: Cloudy /Dry

These results are provisional until the conclusion of any judicial and technical matters.

Cadwell Park

Circuit Length = 2.1870 miles.

Start: 10:58 End: 11:22

Clerk of the Course:		Timekeeper:
----------------------	--	-------------

HSCC Historic Formula Ford 2000
RACE 6 CLASSIFICATION - Cadwell Park - 19 April 2009

POS	NO	CL	DRIVER	NAT	CAR	TIME	LAPS	GAP	MPH	BEST
1	98	A	Neil FOWLER		Reynard SF79	20:26.779	13		83.43	1:31.783
2	19	A	Scott TEMPLE		Reynard SF79	20:30.353	13	3.574	83.18	1:33.276
3	71	A	Andy STORER		Royale RP27	20:39.594	13	12.815	82.56	1:33.241
4	25	B	Antony RAINE		Merlyn MK28	20:40.885	13	14.106	82.48	1:33.241
5	75	A	Colin WRIGHT		Reynard SF79	20:41.891	13	15.112	82.41	1:33.278
6	12	A	Wil ARIF		Royale RP30	21:08.385	13	41.606	80.69	1:34.234
7	27	A	Jonny DIMSDALE		Van Diemen RF78	21:10.683	13	43.904	80.54	1:35.352
8	11	A	Stuart BOYER		Reynard SF77	21:20.701	13	53.922	79.91	1:35.957
9	41	A	Mark PIERCE		Sparton SF80	21:28.886	13	1:02.107	79.41	1:37.277
10	36	A	James LEDAMUN		Crossle 51F	21:59.284	13	1:32.505	77.58	1:36.415
11	10	A	Derek SMITH		Delta T80	21:11.790	12	1 LAP	74.28	1:41.113
12	73	A	John WILSON		Royale RP26	21:20.342	12	1 LAP	73.79	1:42.872
13	46	C	John BOWLES		Royale RP9	21:39.657	12	1 LAP	72.69	1:45.393

NOT CLASSIFIED

15	A	James MURRAY		Reynard SF77	19:03.698	12	D.N.F.	82.60	1:33.245
4	A	Steve GARDINER		Reynard SF80	19:04.331	12	D.N.F.	82.56	1:33.341
72	A	John TAYLOR		Royale RP27	10:41.261	6	D.N.F.	73.66	1:43.828

FASTEST LAP

98	A	Neil FOWLER		Reynard SF79	1:31.783	4	85.78mph	138.05kph
25	B	Antony RAINE		Merlyn MK28	1:33.241	11	84.43mph	135.89kph
46	C	John BOWLES		Royale RP9	1:45.393	9	74.70mph	120.22kph

Weather/Track: Bright /Dry

These results are provisional until the conclusion of any judicial and technical matters.

Cadwell Park
 Circuit Length = 2.1870 miles.
 Start: 16:00 End: 16:21

Clerk of the Course:	Timekeeper:
----------------------	-------------

HSCC Historic Formula Ford 2000

RACE - LAP ANALYSIS - Cadwell Park - 19 April 2009

4	Steve GARDINER	Reynard SF80
1 - 1:44.403	6 - 1:34.308	11 - 1:34.184
2 - 1:36.450	7 - 1:33.577	12 - 1:34.649
3 - 1:34.400	8 - 1:33.576	
4 - 1:35.114	9 - 1:36.093	
5 - 1:34.236	10 - 1:33.341	
10	Derek SMITH	Delta T80
1 - 2:00.810	6 - 1:45.425	11 - 1:41.694
2 - 1:46.570	7 - 1:44.066	12 - 1:43.748
3 - 1:47.915	8 - 1:42.856	
4 - 1:47.845	9 - 1:41.113	
5 - 1:46.820	10 - 1:42.928	
11	Stuart BOYER	Reynard SF77
1 - 1:48.788	6 - 1:37.083	11 - 1:38.519
2 - 1:35.957	7 - 1:37.609	12 - 1:38.289
3 - 1:36.758	8 - 1:37.664	13 - 1:39.312
4 - 1:37.265	9 - 1:38.485	
5 - 1:36.630	10 - 1:38.342	
12	Wil ARIF	Royale RP30
1 - 1:58.320	6 - 1:35.344	11 - 1:35.227
2 - 1:36.111	7 - 1:35.458	12 - 1:36.346
3 - 1:35.362	8 - 1:35.170	13 - 1:36.248
4 - 1:35.649	9 - 1:37.779	
5 - 1:37.137	10 - 1:34.234	
15	James MURRAY	Reynard SF77
1 - 1:43.104	6 - 1:34.239	11 - 1:35.006
2 - 1:35.386	7 - 1:33.774	12 - 1:34.619
3 - 1:35.534	8 - 1:33.245	
4 - 1:34.777	9 - 1:35.316	
5 - 1:34.567	10 - 1:34.131	
19	Scott TEMPLE	Reynard SF79
1 - 1:42.262	6 - 1:33.763	11 - 1:33.298
2 - 1:34.516	7 - 1:33.460	12 - 1:33.409
3 - 1:33.867	8 - 1:34.427	13 - 1:34.210
4 - 1:33.393	9 - 1:36.315	
5 - 1:34.157	10 - 1:33.276	

Weather/Track: Bright /Dry

www.mstworld.com

Page 1 of 3

Cadwell Park
Circuit Length = 2.1870 miles.
Start: 16:00 End: 16:21

Printed - 16:24 Sunday, 19 April 2009

HSCC Historic Formula Ford 2000
RACE - LAP ANALYSIS - Cadwell Park - 19 April 2009
 (contd.)

25	Antony RAINE	Merlyn MK28
1 - 1:45.795	6 - 1:33.666	11 - 1:33.241
2 - 1:36.187	7 - 1:33.682	12 - 1:33.391
3 - 1:35.894	8 - 1:33.925	13 - 1:35.313
4 - 1:34.578	9 - 1:35.578	
5 - 1:34.479	10 - 1:35.156	
27	Jonny DIMSDALE	Van Diemen RF78
1 - 1:49.318	6 - 1:36.461	11 - 1:35.352
2 - 1:37.639	7 - 1:35.951	12 - 1:36.355
3 - 1:38.453	8 - 1:36.716	13 - 1:38.867
4 - 1:36.427	9 - 1:36.007	
5 - 1:37.091	10 - 1:36.046	
36	James LEDAMUN	Crossle 51F
1 - 1:50.188	6 - 1:38.603	11 - 1:37.530
2 - 2:03.351	7 - 1:37.812	12 - 1:36.415
3 - 1:42.374	8 - 1:38.809	13 - 1:37.091
4 - 1:42.706	9 - 1:37.778	
5 - 1:38.531	10 - 1:38.096	
41	Mark PIERCE	Sparton SF80
1 - 1:48.264	6 - 1:38.761	11 - 1:37.451
2 - 1:38.020	7 - 1:38.167	12 - 1:38.601
3 - 1:38.587	8 - 1:37.277	13 - 1:39.105
4 - 1:39.083	9 - 1:37.937	
5 - 1:40.341	10 - 1:37.292	
46	John BOWLES	Royale RP9
1 - 1:59.430	6 - 1:45.457	11 - 1:46.241
2 - 1:47.687	7 - 1:49.100	12 - 1:46.103
3 - 1:48.008	8 - 1:50.449	
4 - 1:47.822	9 - 1:45.393	
5 - 1:46.859	10 - 1:47.108	
71	Andy STORER	Royale RP27
1 - 1:47.126	6 - 1:34.093	11 - 1:35.055
2 - 1:34.993	7 - 1:33.742	12 - 1:34.223
3 - 1:34.164	8 - 1:33.272	13 - 1:34.614
4 - 1:34.591	9 - 1:36.219	
5 - 1:34.261	10 - 1:33.241	

Weather/Track: Bright /Dry

www.mstworld.com

Page 2 of 3

Cadwell Park
 Circuit Length = 2.1870 miles.
 Start: 16:00 End: 16:21

Printed - 16:24 Sunday, 19 April 2009

HSCC Historic Formula Ford 2000
RACE - LAP ANALYSIS - Cadwell Park - 19 April 2009
 (contd.)

72	John TAYLOR	Royale RP27
1 - 1:53.593	6 - 1:49.606	
2 - 1:44.907		
3 - 1:45.451		
4 - 1:43.876		
5 - 1:43.828		
73	John WILSON	Royale RP26
1 - 2:04.328	6 - 1:44.413	11 - 1:43.236
2 - 1:48.972	7 - 1:44.355	12 - 1:42.872
3 - 1:48.113	8 - 1:44.507	
4 - 1:47.480	9 - 1:43.010	
5 - 1:45.990	10 - 1:43.066	
75	Colin WRIGHT	Reynard SF79
1 - 1:44.900	6 - 1:33.967	11 - 1:33.278
2 - 1:36.327	7 - 1:33.670	12 - 1:33.439
3 - 1:34.567	8 - 1:33.772	13 - 1:35.392
4 - 1:35.740	9 - 1:36.174	
5 - 1:34.326	10 - 1:36.339	
98	Neil FOWLER	Reynard SF79
1 - 1:45.822	6 - 1:32.306	11 - 1:34.082
2 - 1:34.032	7 - 1:32.767	12 - 1:34.528
3 - 1:32.762	8 - 1:34.594	13 - 1:34.424
4 - 1:31.783	9 - 1:33.477	
5 - 1:32.338	10 - 1:33.864	

Weather/Track: Bright /Dry

www.mstworld.com

Page 3 of 3

Cadwell Park
 Circuit Length = 2.1870 miles.
 Start: 16:00 End: 16:21

Printed - 16:24 Sunday, 19 April 2009

HSCC Historic Formula Ford 2000
RACE - LAP CHART - Cadwell Park - 19 April 2009

Lap 1			Lap 2			Lap 3			Lap 4			Lap 5		
No	Behind	Laptime	No	Behind	Laptime	No	Behind	Laptime	No	Behind	Laptime	No	Behind	Laptime
19		1:42.262	19		1:34.516	19		1:33.867	19		1:33.393	98		1:32.338
15	0.842	1:43.104	15	1.712	1:35.386	98	1.971	1:32.762	98	0.361	1:31.783	19	1.458	1:34.157
4	2.141	1:44.403	98	3.076	1:34.032	15	3.379	1:35.534	15	4.763	1:34.777	15	6.631	1:34.567
75	2.638	1:44.900	4	4.075	1:36.450	4	4.608	1:34.400	4	6.329	1:35.114	4	7.866	1:34.236
25	3.533	1:45.795	75	4.449	1:36.327	75	5.149	1:34.567	71	6.836	1:34.591	71	8.398	1:34.261
98	3.560	1:45.822	25	5.204	1:36.187	71	5.638	1:34.164	75	7.496	1:35.740	75	9.123	1:34.326
71	4.864	1:47.126	71	5.341	1:34.993	25	7.231	1:35.894	25	8.416	1:34.578	25	10.196	1:34.479
41	6.002	1:48.264	11	7.967	1:35.957	11	10.858	1:36.758	11	14.730	1:37.265	11	18.661	1:36.630
11	6.526	1:48.788	41	9.506	1:38.020	41	14.226	1:38.587	27	17.799	1:36.427	27	22.191	1:37.091
27	7.056	1:49.318	27	10.179	1:37.639	27	14.765	1:38.453	41	19.916	1:39.083	12	25.842	1:37.137
36	7.926	1:50.188	12	17.653	1:36.111	12	19.148	1:35.362	12	21.404	1:35.649	41	27.558	1:40.341
72	11.331	1:53.593	72	21.722	1:44.907	72	33.306	1:45.451	72	43.789	1:43.876	72	54.918	1:43.828
12	16.058	1:58.320	46	30.339	1:47.687	46	44.480	1:48.008	36	54.581	1:42.706	36	1:00.413	1:38.531
46	17.168	1:59.430	10	30.602	1:46.570	10	44.650	1:47.915	46	58.909	1:47.822	46	1:13.069	1:46.859
10	18.548	2:00.810	73	36.522	1:48.972	36	45.268	1:42.374	10	59.102	1:47.845	10	1:13.223	1:46.820
73	22.066	2:04.328	36	36.761	2:03.351	73	50.768	1:48.113	73	1:04.855	1:47.480	73	1:18.146	1:45.990

Weather/Track: Bright /Dry

www.mstworld.com

Cadwell Park
Circuit Length = 2.1870 miles.
Start: 16:00 End: 16:21

HSCC Historic Formula Ford 2000
RACE - LAP CHART - Cadwell Park - 19 April 2009
 (contd.)

Lap 6			Lap 7			Lap 8			Lap 9			Lap 10		
No	Behind	Laptime	No	Behind	Laptime	No	Behind	Laptime	No	Behind	Laptime	No	Behind	Laptime
98		1:32.306	98		1:32.767	98		1:34.594	98		1:33.477	98		1:33.864
19	2.915	1:33.763	19	3.608	1:33.460	10	1 LAP	1:44.066	19	6.279	1:36.315	19	5.691	1:33.276
15	8.564	1:34.239	15	9.571	1:33.774	19	3.441	1:34.427	15	10.061	1:35.316	15	10.328	1:34.131
4	9.868	1:34.308	4	10.678	1:33.577	73	1 LAP	1:44.355	4	12.276	1:36.093	4	11.753	1:33.341
71	10.185	1:34.093	71	11.160	1:33.742	46	1 LAP	1:49.100	10	1 LAP	1:42.856	71	11.957	1:33.241
75	10.784	1:33.967	75	11.687	1:33.670	15	8.222	1:33.245	71	12.580	1:36.219	25	15.195	1:35.156
25	11.556	1:33.666	25	12.471	1:33.682	4	9.660	1:33.576	75	13.562	1:36.174	75	16.037	1:36.339
11	23.438	1:37.083	11	28.280	1:37.609	71	9.838	1:33.272	25	13.903	1:35.578	10	1 LAP	1:41.113
27	26.346	1:36.461	27	29.530	1:35.951	75	10.865	1:33.772	73	1 LAP	1:44.507	73	1 LAP	1:43.010
12	28.880	1:35.344	12	31.571	1:35.458	25	11.802	1:33.925	46	1 LAP	1:50.449	27	36.364	1:36.046
41	34.013	1:38.761	41	39.413	1:38.167	11	31.350	1:37.664	27	34.182	1:36.007	46	1 LAP	1:45.393
36	1:06.710	1:38.603	36	1:11.755	1:37.812	27	31.652	1:36.716	11	36.358	1:38.485	12	36.819	1:34.234
72	1:12.218	1:49.606				12	32.147	1:35.170	12	36.449	1:37.779	11	40.836	1:38.342
46	1:26.220	1:45.457				41	42.096	1:37.277	41	46.556	1:37.937	41	49.984	1:37.292
10	1:26.342	1:45.425				36	1:15.970	1:38.809	36	1:20.271	1:37.778	36	1:24.503	1:38.096
73	1:30.253	1:44.413												

Weather/Track: Bright /Dry

HSCC Historic Formula Ford 2000
RACE - LAP CHART - Cadwell Park - 19 April 2009
 (contd.)

Lap 11			Lap 12			Lap 13			Lap 14			Lap 15		
No	Behind	Laptime	No	Behind	Laptime	No	Behind	Laptime	No	Behind	Laptime	No	Behind	Laptime
98		1:34.082	98		1:34.528	98		1:34.424						
19	4.907	1:33.298	19	3.788	1:33.409	19	3.574	1:34.210						
15	11.252	1:35.006	15	11.343	1:34.619	71	12.815	1:34.614						
4	11.855	1:34.184	4	11.976	1:34.649	25	14.106	1:35.313						
71	12.930	1:35.055	71	12.625	1:34.223	75	15.112	1:35.392						
25	14.354	1:33.241	25	13.217	1:33.391	12	41.606	1:36.248						
75	15.233	1:33.278	75	14.144	1:33.439	27	43.904	1:38.867						
10	1 LAP	1:42.928	10	1 LAP	1:41.694	10	1 LAP	1:43.748						
73	1 LAP	1:43.066	27	39.461	1:36.355	73	1 LAP	1:42.872						
27	37.634	1:35.352	12	39.782	1:36.346	11	53.922	1:39.312						
12	37.964	1:35.227	73	1 LAP	1:43.236	41	1:02.107	1:39.105						
11	45.273	1:38.519	11	49.034	1:38.289	46	1 LAP	1:46.103						
46	1 LAP	1:47.108	41	57.426	1:38.601	36	1:32.505	1:37.091						
41	53.353	1:37.451	46	1 LAP	1:46.241									
36	1:27.951	1:37.530	36	1:29.838	1:36.415									

Weather/Track: Bright /Dry

HSCC/FJHRA Millers Oils Historic Formula Junior Championship Race B
QUALIFYING - RACE 7 - Cadwell Park - 19 April 2009

POS	NO	CL	DRIVER	NAT	CAR	TIME	LAPS	GAP	MPH
1	1	E	Jon MILICEVIC		Cooper T59	1:38.870	6		79.63
2	52	E	James CLARIDGE		Lola Mk5A	1:40.932	10	2.062	78.00
3	79	E	Michael HIBBERD		Lotus 22	1:41.670	10	2.800	77.43
4	57	E	Denis WELCH		Merlyn FJ	1:42.120	10	3.250	77.09
5	84	E	Mark WOODHOUSE		Lotus 20/22	1:43.075	10	4.205	76.38
6	78	E	Paul SMEETH		Lotus 22	1:45.157	9	6.287	74.87
7	53	D	Christopher DRAKE		Elva 300	1:46.615	9	7.745	73.84
8	73	E	Peter ANSTISS		Lotus 20/22	1:48.075	9	9.205	72.84
9	44	C	Andrew ROBERTSON		Crossle 4F	1:50.341	8	11.471	71.35
10	88	D	John BOYES		Lotus 20	1:50.601	9	11.731	71.18
11	31	C	Kevin MUSSON		Lotus 18	1:51.210	9	12.340	70.79
12	59	D	David HALL		BMC Huffaker Mk2	1:51.347	9	12.477	70.70
13	81	D	Stephen FUTTER		Lotus 20	1:54.061	9	15.191	69.02
14	32	C	John DOWSON		Elva 200	1:57.172	4	18.302	67.19
15	41	C	John HUTCHISON		Lotus 18	1:58.062	8	19.192	66.68
16	58	E	Sam WILSON		CooperT59	2:00.105	2	21.235	65.55
17	47	C	Martyn CRUMP		Elva 200	2:06.499	8	27.629	62.23

Weather/Track: Cloudy /Dry

These results are provisional until the conclusion of any judicial and technical matters.

Cadwell Park

Circuit Length = 2.1870 miles.

Start: 11:33 End: 11:48

Clerk of the Course:

Timekeeper:

HSCC/FJHRA Millers Oils Historic Formula Junior Championship Race B

QUALIFYING - LAP ANALYSIS - Cadwell Park - 19 April 2009

1	Jon MILICEVIC	Cooper T59
1 - X:00.000	6 - 1:39.237	
2 - 1:42.287		
3 - 1:39.792		
4 - 1:40.734		
5 - 1:38.870		
31	Kevin MUSSON	Lotus 18
1 - X:00.000	6 - 1:52.296	
2 - 2:04.220	7 - 1:55.466	
3 - 1:55.691	8 - 1:53.999	
4 - 1:54.964	9 - 1:51.210	
5 - 1:52.648		
32	John DOWSON	Elva 200
1 - X:00.000		
2 - 2:05.270		
3 - 1:57.172		
4 - 1:58.003		
41	John HUTCHISON	Lotus 18
1 - X:00.000	6 - 2:03.734	
2 - 2:09.484	7 - 1:58.765	
3 - 2:00.347	8 - 1:58.554	
4 - 1:58.198		
5 - 1:58.062		
44	Andrew ROBERTSON	Crossle 4F
1 - X:00.000	6 - 1:50.478	
2 - 2:01.123	7 - 1:50.341	
3 - 1:53.142	8 - 1:51.711	
4 - 1:51.820		
5 - 1:51.332		
47	Martyn CRUMP	Elva 200
1 - X:00.000	6 - 2:11.701	
2 - 2:26.231	7 - 2:09.580	
3 - 2:17.351	8 - 2:06.499	
4 - 2:18.358		
5 - 2:09.879		

Weather/Track: Cloudy /Dry

These results are provisional until the conclusion of any judicial and technical matters.

www.mstworld.com

Page 1 of 3

Cadwell Park

Circuit Length = 2.1870 miles.

Start: 11:33 End: 11:48

Printed - 11:51 Sunday, 19 April 2009

HSCC/FJHRA Millers Oils Historic Formula Junior Championship Race B

QUALIFYING - LAP ANALYSIS - Cadwell Park - 19 April 2009

(contd.)

52	James CLARIDGE	Lola Mk5A
1 - X:00.000	6 - 1:46.320	
2 - 1:44.599	7 - 1:40.932	
3 - 1:42.833	8 - 1:43.311	
4 - 1:43.059	9 - 1:46.042	
5 - 1:43.303	10 - 1:46.209	
53	Christopher DRAKE	Elva 300
1 - X:00.000	6 - 1:46.655	
2 - 2:02.039	7 - 1:46.615	
3 - 1:52.860	8 - 1:58.375	
4 - 1:50.804	9 - 1:46.819	
5 - 1:47.545		
57	Denis WELCH	Merlyn FJ
1 - X:00.000	6 - 1:45.226	
2 - 1:50.550	7 - 1:43.140	
3 - 1:46.204	8 - 1:42.791	
4 - 1:48.987	9 - 1:42.120	
5 - 1:46.204	10 - 1:43.660	
58	Sam WILSON	CooperT59
1 - X:00.000		
2 - 2:00.105		
59	David HALL	BMC Huffaker Mk2
1 - X:00.000	6 - 1:51.347	
2 - 2:01.031	7 - 1:52.967	
3 - 1:56.942	8 - 1:53.995	
4 - 1:52.822	9 - 1:57.105	
5 - 1:52.631		
73	Peter ANSTISS	Lotus 20/22
1 - X:00.000	6 - 1:49.418	
2 - 2:07.103	7 - 1:55.260	
3 - 1:55.841	8 - 1:51.170	
4 - 1:51.502	9 - 1:48.075	
5 - 1:50.177		

Weather/Track: Cloudy /Dry

These results are provisional until the conclusion of any judicial and technical matters.

www.mstworld.com

Page 2 of 3

Cadwell Park

Circuit Length = 2.1870 miles.

Start: 11:33 End: 11:48

Printed - 11:51 Sunday, 19 April 2009

HSCC/FJHRA Millers Oils Historic Formula Junior Championship Race B

QUALIFYING - LAP ANALYSIS - Cadwell Park - 19 April 2009

(contd.)

78	Paul SMEETH	Lotus 22
1 - X:00.000	6 - 1:45.157	
2 - 1:53.362	7 - 1:46.415	
3 - 1:47.533	8 - 1:46.775	
4 - 1:47.217	9 - 1:47.566	
5 - 1:47.785		
79	Michael HIBBERD	Lotus 22
1 - X:00.000	6 - 1:41.670	
2 - 1:47.012	7 - 1:42.627	
3 - 1:43.975	8 - 1:42.172	
4 - 1:43.782	9 - 1:50.397	
5 - 1:43.176	10 - 1:45.875	
81	Stephen FUTTER	Lotus 20
1 - X:00.000	6 - 1:54.526	
2 - 2:07.968	7 - 1:54.904	
3 - 1:54.395	8 - 1:54.919	
4 - 1:54.061	9 - 1:57.423	
5 - 1:55.683		
84	Mark WOODHOUSE	Lotus 20/22
1 - X:00.000	6 - 1:43.316	
2 - 1:51.369	7 - 1:43.075	
3 - 1:44.683	8 - 1:43.261	
4 - 1:44.330	9 - 1:43.932	
5 - 1:43.515	10 - 1:44.098	
88	John BOYES	Lotus 20
1 - X:00.000	6 - 1:50.601	
2 - 2:05.702	7 - 1:50.862	
3 - 1:56.093	8 - 1:53.016	
4 - 1:53.229	9 - 1:56.543	
5 - 1:51.932		
18T	TBD	
1 - X:00.000	6 - 2:21.876	
2 - 2:17.880	7 - 2:16.940	
3 - 2:16.445	8 - 2:10.670	
4 - 2:15.219		
5 - 2:08.995		

Weather/Track: Cloudy /Dry

These results are provisional until the conclusion of any judicial and technical matters.

www.mstworld.com

Page 3 of 3

Cadwell Park


Circuit Length = 2.1870 miles.

Start: 11:33 End: 11:48

Printed - 11:51 Sunday, 19 April 2009

HSCC/FJHRA Millers Oils Historic Formula Junior Championship Race B

GRID FOR RACE 7 - Cadwell Park - 19 April 2009

ROW 9		47	CRUMP	
ROW 8	58	WILSON	41	HUTCHISON
ROW 7	32	DOWSON	81	FUTTER
ROW 6	59	HALL	31	MUSSON
ROW 5	88	BOYES	44	ROBERTSON
ROW 4	73	ANSTISS	53	DRAKE
ROW 3	78	SMEETH	84	WOODHOUSE
ROW 2	57	WELCH	79	HIBBERD
ROW 1	52	CLARIDGE	1	MILICEVIC
POLE				
				

Weather/Track: Cloudy /Dry

These results are provisional until the conclusion of any judicial and technical matters.

Cadwell Park
Circuit Length = 2.1870 miles.
Start: 11:33 End: 11:48

Clerk of the Course:

Timekeeper:

HSCC/FJHRA Millers Oils Historic Formula Junior Championship Race B

RACE 7 CLASSIFICATION - Cadwell Park - 19 April 2009

POS	NO	CL	DRIVER	NAT	CAR	TIME	LAPS	GAP	MPH	BEST
1	57	E	Denis WELCH		Merlyn FJ	20:25.148	12		77.11	1:40.423
2	52	E	James CLARIDGE		Lola Mk5A	20:28.238	12	3.090	76.92	1:40.460
3	79	E	Michael HIBBERD		Lotus 22	20:46.971	12	21.823	75.76	1:41.703
4	84	E	Mark WOODHOUSE		Lotus 20/22	20:47.147	12	21.999	75.75	1:42.145
5	78	E	Paul SMEETH		Lotus 22	21:14.299	12	49.151	74.14	1:44.742
6	53	D	Christopher DRAKE		Elva 300	21:19.109	12	53.961	73.86	1:44.724
7	73	E	Peter ANSTISS		Lotus 20/22	22:00.522	12	1:35.374	71.54	1:47.482
8	88	D	John BOYES		Lotus 20	20:30.089	11	1 LAP	70.40	1:49.700
9	59	D	David HALL		BMC Huffaker Mk2	20:30.762	11	1 LAP	70.36	1:50.046
10	44	C	Andrew ROBERTSON		Crossle 4F	20:50.334	11	1 LAP	69.26	1:50.697
11	31	C	Kevin MUSSON		Lotus 18	20:54.333	11	1 LAP	69.04	1:50.412
12	81	D	Stephen FUTTER		Lotus 20	21:04.742	11	1 LAP	68.47	1:51.983
13	41	C	John HUTCHISON		Lotus 18	21:25.436	11	1 LAP	67.37	1:54.032
14	32	C	John DOWSON		Elva 200	21:26.239	11	1 LAP	67.33	1:55.136
15	47	C	Martyn CRUMP		Elva 200	20:57.543	10	2 LAPS	62.60	2:01.830

FASTEST LAP

57	E	Denis WELCH	Merlyn FJ	1:40.423	7	78.40mph	126.17kph
53	D	Christopher DRAKE	Elva 300	1:44.724	8	75.18mph	120.99kph
31	C	Kevin MUSSON	Lotus 18	1:50.412	11	71.30mph	114.75kph

Weather/Track: Sun /Dry

These results are provisional until the conclusion of any judicial and technical matters.

Cadwell Park
Circuit Length = 2.1870 miles.
Start: 16:38 End: 16:59

Clerk of the Course:	Timekeeper:
----------------------	-------------

HSCC/FJHRA Millers Oils Historic Formula Junior Championship Race B

RACE - LAP ANALYSIS - Cadwell Park - 19 April 2009

31	Kevin MUSSON	Lotus 18
1 - 2:09.422	6 - 1:50.981	11 - 1:50.412
2 - 1:53.637	7 - 1:52.145	
3 - 1:51.056	8 - 1:51.200	
4 - 2:02.605	9 - 1:50.819	
5 - 1:50.856	10 - 1:51.200	
32	John DOWSON	Elva 200
1 - 2:07.310	6 - 1:55.963	11 - 1:55.136
2 - 1:55.471	7 - 1:55.506	
3 - 1:56.546	8 - 1:55.999	
4 - 1:57.175	9 - 1:55.145	
5 - 1:56.559	10 - 1:55.429	
41	John HUTCHISON	Lotus 18
1 - 2:08.920	6 - 1:55.450	11 - 1:54.974
2 - 1:55.326	7 - 1:56.402	
3 - 1:56.067	8 - 1:56.001	
4 - 1:57.610	9 - 1:54.386	
5 - 1:54.032	10 - 1:56.268	
44	Andrew ROBERTSON	Crossle 4F
1 - 2:04.647	6 - 1:51.717	11 - 1:56.303
2 - 1:52.359	7 - 1:51.709	
3 - 1:51.624	8 - 1:51.362	
4 - 1:50.697	9 - 1:53.649	
5 - 1:51.698	10 - 1:54.569	
47	Martyn CRUMP	Elva 200
1 - 2:19.335	6 - 2:02.822	
2 - 2:08.308	7 - 2:04.066	
3 - 2:05.528	8 - 2:03.580	
4 - 2:04.476	9 - 2:03.927	
5 - 2:03.671	10 - 2:01.830	
52	James CLARIDGE	Lola Mk5A
1 - 1:49.765	6 - 1:41.156	11 - 1:41.627
2 - 1:42.529	7 - 1:40.460	12 - 1:42.418
3 - 1:42.273	8 - 1:41.017	
4 - 1:41.876	9 - 1:41.656	
5 - 1:42.163	10 - 1:41.298	

Weather/Track: Sun /Dry

www.mstworld.com

Page 1 of 3

Cadwell Park
Circuit Length = 2.1870 miles.
Start: 16:38 End: 16:59

Printed - 17:02 Sunday, 19 April 2009

HSCC/FJHRA Millers Oils Historic Formula Junior Championship Race B
RACE - LAP ANALYSIS - Cadwell Park - 19 April 2009
 (contd.)

53	Christopher DRAKE	Elva 300
1 -	1:53.784	6 - 1:45.672
2 -	1:45.563	7 - 1:45.503
3 -	1:45.583	8 - 1:44.724
4 -	1:45.223	9 - 1:46.209
5 -	1:45.051	10 - 1:44.791
57	Denis WELCH	Merlyn FJ
1 -	1:49.008	6 - 1:41.106
2 -	1:42.651	7 - 1:40.423
3 -	1:42.391	8 - 1:41.093
4 -	1:41.962	9 - 1:41.097
5 -	1:41.895	10 - 1:40.851
59	David HALL	BMC Huffaker Mk2
1 -	2:01.484	6 - 1:51.144
2 -	1:50.698	7 - 1:51.208
3 -	1:50.654	8 - 1:50.802
4 -	1:50.277	9 - 1:51.451
5 -	1:50.046	10 - 1:50.245
73	Peter ANSTISS	Lotus 20/22
1 -	1:59.776	6 - 1:49.308
2 -	1:50.662	7 - 1:48.979
3 -	1:49.259	8 - 1:49.761
4 -	1:50.665	9 - 1:48.804
5 -	1:48.949	10 - 1:47.858
78	Paul SMEETH	Lotus 22
1 -	1:55.212	6 - 1:45.728
2 -	1:45.243	7 - 1:45.407
3 -	1:45.056	8 - 1:44.742
4 -	1:45.093	9 - 1:46.177
5 -	1:44.986	10 - 1:44.854
79	Michael HIBBERD	Lotus 22
1 -	1:50.287	6 - 1:42.128
2 -	1:42.967	7 - 1:42.164
3 -	1:42.050	8 - 1:43.517
4 -	1:41.703	9 - 1:46.372
5 -	1:42.008	10 - 1:45.197

Weather/Track: Sun /Dry

www.mstworld.com

Page 2 of 3

Cadwell Park
 Circuit Length = 2.1870 miles.
 Start: 16:38 End: 16:59

Printed - 17:02 Sunday, 19 April 2009

HSCC/FJHRA Millers Oils Historic Formula Junior Championship Race B
RACE - LAP ANALYSIS - Cadwell Park - 19 April 2009
 (contd.)

81	Stephen FUTTER	Lotus 20
1 -	2:09.487	6 - 1:52.410
2 -	1:54.977	7 - 1:54.132
3 -	1:55.877	8 - 1:52.429
4 -	1:52.948	9 - 1:52.442
5 -	1:51.983	10 - 1:54.750
84	Mark WOODHOUSE	Lotus 20/22
1 -	1:51.545	6 - 1:43.220
2 -	1:43.355	7 - 1:42.332
3 -	1:43.642	8 - 1:42.979
4 -	1:42.855	9 - 1:43.300
5 -	1:43.257	10 - 1:42.145
88	John BOYES	Lotus 20
1 -	1:58.821	6 - 1:50.765
2 -	1:51.460	7 - 1:50.638
3 -	1:51.529	8 - 1:49.700
4 -	1:50.409	9 - 1:51.820
5 -	1:50.632	10 - 1:50.648

Weather/Track: Sun /Dry

www.mstworld.com

Page 3 of 3

Cadwell Park
 Circuit Length = 2.1870 miles.
 Start: 16:38 End: 16:59

Printed - 17:02 Sunday, 19 April 2009

HSCC/FJHRA Millers Oils Historic Formula Junior Championship Race B
RACE - LAP CHART - Cadwell Park - 19 April 2009

Lap 1			Lap 2			Lap 3			Lap 4			Lap 5		
No	Behind	Laptime	No	Behind	Laptime	No	Behind	Laptime	No	Behind	Laptime	No	Behind	Laptime
57		1:49.008	57		1:42.651	57		1:42.391	57		1:41.962	57		1:41.895
52	0.757	1:49.765	52	0.635	1:42.529	52	0.517	1:42.273	52	0.431	1:41.876	52	0.699	1:42.163
79	1.279	1:50.287	79	1.595	1:42.967	79	1.254	1:42.050	79	0.995	1:41.703	79	1.108	1:42.008
84	2.537	1:51.545	84	3.241	1:43.355	84	4.492	1:43.642	84	5.385	1:42.855	84	6.747	1:43.257
53	4.776	1:53.784	53	7.688	1:45.563	53	10.880	1:45.583	53	14.141	1:45.223	53	17.297	1:45.051
78	6.204	1:55.212	78	8.796	1:45.243	78	11.461	1:45.056	78	14.592	1:45.093	78	17.683	1:44.986
88	9.813	1:58.821	88	18.622	1:51.460	73	25.647	1:49.259	73	34.350	1:50.665	73	41.404	1:48.949
73	10.768	1:59.776	73	18.779	1:50.662	88	27.760	1:51.529	88	36.207	1:50.409	88	44.944	1:50.632
59	12.476	2:01.484	59	20.523	1:50.698	59	28.786	1:50.654	59	37.101	1:50.277	59	45.252	1:50.046
44	15.639	2:04.647	44	25.347	1:52.359	44	34.580	1:51.624	44	43.315	1:50.697	44	53.118	1:51.698
32	18.302	2:07.310	32	31.122	1:55.471	31	40.065	1:51.056	81	57.277	1:52.948	81	1:07.365	1:51.983
41	19.912	2:08.920	31	31.400	1:53.637	32	45.277	1:56.546	32	1:00.490	1:57.175	31	1:09.669	1:50.856
31	20.414	2:09.422	41	32.587	1:55.326	41	46.263	1:56.067	31	1:00.708	2:02.605	41	1:14.048	1:54.032
81	20.479	2:09.487	81	32.805	1:54.977	81	46.291	1:55.877	41	1:01.911	1:57.610	32	1:15.154	1:56.559
47	30.327	2:19.335	47	55.984	2:08.308	47	1:19.121	2:05.528	47	1:41.635	2:04.476			

Weather/Track: Sun /Dry

www.mstworld.com

Cadwell Park
 Circuit Length = 2.1870 miles.
 Start: 16:38 End: 16:59

HSCC/FJHRA Millers Oils Historic Formula Junior Championship Race B
RACE - LAP CHART - Cadwell Park - 19 April 2009
 (contd.)

Lap 6			Lap 7			Lap 8			Lap 9			Lap 10		
No	Behind	Laptime	No	Behind	Laptime	No	Behind	Laptime	No	Behind	Laptime	No	Behind	Laptime
57		1:41.106	57		1:40.423	57		1:41.093	57		1:41.097	57		1:40.851
52	0.749	1:41.156	52	0.786	1:40.460	52	0.710	1:41.017	31	1 LAP	1:51.200	52	1.716	1:41.298
79	2.130	1:42.128	79	3.871	1:42.164	41	1 LAP	1:56.402	52	1.269	1:41.656	31	1 LAP	1:50.819
84	8.861	1:43.220	84	10.770	1:42.332	32	1 LAP	1:55.506	81	1 LAP	1:52.429	81	1 LAP	1:52.442
53	21.863	1:45.672	53	26.943	1:45.503	79	6.295	1:43.517	79	11.570	1:46.372	79	15.916	1:45.197
47	1 LAP	2:03.671	78	27.289	1:45.407	84	12.656	1:42.979	84	14.859	1:43.300	84	16.153	1:42.145
78	22.305	1:45.728	47	1 LAP	2:02.822	53	30.574	1:44.724	41	1 LAP	1:56.001	41	1 LAP	1:54.386
73	49.606	1:49.308	73	58.162	1:48.979	78	30.938	1:44.742	32	1 LAP	1:55.999	32	1 LAP	1:55.145
88	54.603	1:50.765	88	1:04.818	1:50.638	73	1:06.830	1:49.761	53	35.686	1:46.209	53	39.626	1:44.791
59	55.290	1:51.144	59	1:06.075	1:51.208	47	1 LAP	2:04.066	78	36.018	1:46.177	78	40.021	1:44.854
44	1:03.729	1:51.717	44	1:15.015	1:51.709	88	1:13.425	1:49.700	73	1:14.537	1:48.804	73	1:21.544	1:47.858
81	1:18.669	1:52.410	31	1:31.266	1:52.145	59	1:15.784	1:50.802	88	1:24.148	1:51.820	88	1:33.945	1:50.648
31	1:19.544	1:50.981	81	1:32.378	1:54.132	44	1:25.284	1:51.362	59	1:26.138	1:51.451	59	1:35.532	1:50.245
41	1:28.392	1:55.450							47	1 LAP	2:03.580			
32	1:30.011	1:55.963							44	1:37.836	1:53.649			

Weather/Track: Sun /Dry

www.mstworld.com

Cadwell Park
 Circuit Length = 2.1870 miles.
 Start: 16:38 End: 16:59

Printed - 17:02 Sunday, 19 April 2009

HSCC/FJHRA Millers Oils Historic Formula Junior Championship Race B
RACE - LAP CHART - Cadwell Park - 19 April 2009
 (contd.)

Lap 11			Lap 12			Lap 13			Lap 14			Lap 15		
No	Behind	Laptime	No	Behind	Laptime	No	Behind	Laptime	No	Behind	Laptime	No	Behind	Laptime
57		1:41.609	57		1:41.062									
52	1.734	1:41.627	52	3.090	1:42.418									
44	1 LAP	1:54.569	88	1 LAP	1:53.667									
47	2 LAPS	2:03.927	59	1 LAP	1:52.753									
79	18.697	1:44.390	79	21.823	1:44.188									
84	19.577	1:45.033	84	21.999	1:43.484									
31	1 LAP	1:51.200	44	1 LAP	1:56.303									
81	1 LAP	1:54.750	31	1 LAP	1:50.412									
53	43.562	1:45.545	47	2 LAPS	2:01.830									
78	43.935	1:45.523	81	1 LAP	1:53.307									
41	1 LAP	1:56.268	78	49.151	1:46.278									
32	1 LAP	1:55.429	53	53.961	1:51.461									
73	1:28.954	1:49.019	41	1 LAP	1:54.974									
			32	1 LAP	1:55.136									
			73	1:35.374	1:47.482									

Weather/Track: Sun /Dry

www.mstworld.com

Cadwell Park
 Circuit Length = 2.1870 miles.
 Start: 16:38 End: 16:59
 Printed - 17:02 Sunday, 19 April 2009

HSCC 70's Road Sports Championship

RACE 8 CLASSIFICATION - Cadwell Park - 19 April 2009

POS	NO	CL	DRIVER	NAT	CAR	TIME	LAPS	GAP	MPH	BEST
1	9	B	Julian BARTER		TVR 3000M	21:34.940	12		72.96	1:45.534
2	24	B	Charles BARTER		Datsun 240Z	21:41.344	12	6.404	72.60	1:46.319
3	34	B	Rory STOCKBRIDGE		TVR Tuscan	22:08.024	12	33.084	71.14	1:48.446
4	44	C	Alan HARPER		Lotus Elan S4	22:08.767	12	33.827	71.10	1:48.385
5	65	C	Steve COOKE		Lotus 7 S4	22:09.413	12	34.473	71.06	1:47.636
6	1	D2	Ian JACOBS		Jensen Healey	22:13.092	12	38.152	70.87	1:48.859
7	37	B	Josh SADLER		Porsche 911	22:16.080	12	41.140	70.71	1:48.864
8	42	C	Bill BRAITHWAITE		Lotus Europa	22:19.346	12	44.406	70.54	1:49.068
9	31	A	Mark BENNETT		MGB GTV8	22:29.943	12	55.003	69.98	1:48.659
10	26	B	Paul STAFFORD		Datsun 240Z	23:06.854	12	1:31.914	68.12	1:50.898
11	88	B	Mark BOWN		TVR 3000M	23:07.137	12	1:32.197	68.11	1:52.328
12	23	D2	Will MORTON		Alfa Romeo 2000 GTV	23:27.899	12	1:52.959	67.10	1:55.411
13	47	B	Paul ASLETT		Porsche 911E	23:28.881	12	1:53.941	67.05	1:55.518
14	80	D2	David LANE		Jensen Healey	23:30.076	12	1:55.136	67.00	1:55.282
15	81	D2	John DOBSON		Alfa Romeo 2000 GTV	22:24.330	11	1 LAP	64.42	1:58.828
16	82	D1	Alex CHILDS		Lancia Fulvia Sport	22:28.100	11	1 LAP	64.24	1:58.838
17	76	D2	David ERWIN		Alfa Romeo 2000 GTV	22:44.846	11	1 LAP	63.45	1:58.806
18	4	D1	Ken RORRISON		Lancia Fulvia	22:58.192	11	1 LAP	62.84	1:59.924
19	6	D2	Elizabeth HEAD		MGB	23:15.286	11	1 LAP	62.07	2:02.651
20	84	E	Carl OLDFIELD		Lancia Fulvia	23:34.201	10	2 LAPS	55.67	2:17.738

NOT CLASSIFIED

58	D1	Robert BARTER		Alfa Romeo GT 1600 Junior	10:38.931	5	D.N.F.	61.61	2:02.808
29	A	Phil BRIGGS		Porsche 928	7:36.013	4	D.N.F.	69.06	1:49.970
61	D2	Luke CLARK-BAGNALL		Triumph GT6 Mk3		0	D.N.F.	N/A	

FASTEST LAP

9	B	Julian BARTER		TVR 3000M	1:45.534	2	74.60mph	120.06kph
65	C	Steve COOKE		Lotus 7 S4	1:47.636	12	73.14mph	117.71kph
31	A	Mark BENNETT		MGB GTV8	1:48.659	9	72.45mph	116.60kph
1	D2	Ian JACOBS		Jensen Healey	1:48.859	4	72.32mph	116.39kph
82	D1	Alex CHILDS		Lancia Fulvia Sport	1:58.838	6	66.25mph	106.62kph
84	E	Carl OLDFIELD		Lancia Fulvia	2:17.738	3	57.16mph	91.99kph

Weather/Track: Sun /Dry

These results are provisional until the conclusion of any judicial and technical matters.

Cadwell Park
Circuit Length = 2.1870 miles.
Start: 17:12 End: 17:33

Clerk of the Course:	Timekeeper:
----------------------	-------------

HSCC 70's Road Sports Championship

RACE - LAP ANALYSIS - Cadwell Park - 19 April 2009

1	Ian JACOBS	Jensen Healey
1 - 2:00.284	6 - 1:50.127	11 - 1:50.315
2 - 1:49.892	7 - 1:50.599	12 - 1:49.821
3 - 1:49.874	8 - 1:49.342	
4 - 1:48.859	9 - 1:50.560	
5 - 1:52.009	10 - 1:51.410	
4	Ken RORRISON	Lancia Fulvia
1 - 2:16.411	6 - 1:59.924	11 - 2:19.471
2 - 2:00.958	7 - 2:02.344	
3 - 2:01.071	8 - 2:03.014	
4 - 2:00.942	9 - 2:04.000	
5 - 2:01.439	10 - 2:08.618	
6	Elizabeth HEAD	MGB
1 - 2:21.208	6 - 2:06.652	11 - 2:04.072
2 - 2:06.086	7 - 2:07.126	
3 - 2:04.516	8 - 2:09.435	
4 - 2:03.311	9 - 2:05.140	
5 - 2:02.651	10 - 2:05.089	
9	Julian BARTER	TVR 3000M
1 - 1:52.091	6 - 1:47.151	11 - 1:47.387
2 - 1:45.534	7 - 1:47.136	12 - 1:52.810
3 - 1:45.753	8 - 1:49.057	
4 - 1:45.958	9 - 1:47.744	
5 - 1:46.463	10 - 1:47.856	
23	Will MORTON	Alfa Romeo 2000 GTV
1 - 2:09.109	6 - 1:55.464	11 - 1:55.757
2 - 1:57.000	7 - 1:57.292	12 - 1:55.411
3 - 1:56.520	8 - 1:56.567	
4 - 1:56.619	9 - 1:56.072	
5 - 1:55.772	10 - 1:56.316	
24	Charles BARTER	Datsun 240Z
1 - 1:54.219	6 - 1:46.774	11 - 1:47.711
2 - 1:47.027	7 - 1:49.469	12 - 1:48.905
3 - 1:46.319	8 - 1:49.762	
4 - 1:46.826	9 - 1:48.977	
5 - 1:46.695	10 - 1:48.660	

Weather/Track: Sun /Dry

www.mstworld.com

Page 1 of 4

Cadwell Park
Circuit Length = 2.1870 miles.
Start: 17:12 End: 17:33

Printed - 17:38 Sunday, 19 April 2009

HSCC 70's Road Sports Championship
RACE - LAP ANALYSIS - Cadwell Park - 19 April 2009
 (contd.)

26	Paul STAFFORD	Datsun 240Z
1 - 2:04.671	6 - 1:54.832	11 - 1:54.067
2 - 1:52.480	7 - 1:59.594	12 - 1:52.575
3 - 1:51.224	8 - 1:58.654	
4 - 1:50.898	9 - 1:57.019	
5 - 1:55.910	10 - 1:54.930	
29	Phil BRIGGS	Porsche 928
1 - 2:03.039		
2 - 1:52.803		
3 - 1:50.201		
4 - 1:49.970		
31	Mark BENNETT	MGB GTV8
1 - 2:02.578	6 - 1:50.672	11 - 1:49.655
2 - 1:50.169	7 - 1:52.239	12 - 2:04.106
3 - 1:50.052	8 - 1:49.584	
4 - 1:51.164	9 - 1:48.659	
5 - 1:50.365	10 - 1:50.700	
34	Rory STOCKBRIDGE	TVR Tuscan
1 - 1:59.121	6 - 1:50.828	11 - 1:48.446
2 - 1:50.613	7 - 1:50.992	12 - 1:48.502
3 - 1:49.660	8 - 1:49.058	
4 - 1:49.786	9 - 1:48.737	
5 - 1:51.980	10 - 1:50.301	
37	Josh SADLER	Porsche 911
1 - 2:01.174	6 - 1:51.186	11 - 1:49.212
2 - 1:50.922	7 - 1:51.632	12 - 1:52.017
3 - 1:49.906	8 - 1:48.864	
4 - 1:49.110	9 - 1:49.072	
5 - 1:52.129	10 - 1:50.856	
42	Bill BRAITHWAITE	Lotus Europa
1 - 2:00.066	6 - 1:51.706	11 - 1:49.535
2 - 1:51.288	7 - 1:52.636	12 - 1:54.484
3 - 1:49.647	8 - 1:49.068	
4 - 1:49.308	9 - 1:49.099	
5 - 1:51.831	10 - 1:50.678	

Weather/Track: Sun /Dry

www.mstworld.com

Page 2 of 4

Cadwell Park
 Circuit Length = 2.1870 miles.
 Start: 17:12 End: 17:33

Printed - 17:38 Sunday, 19 April 2009

HSCC 70's Road Sports Championship
RACE - LAP ANALYSIS - Cadwell Park - 19 April 2009
 (contd.)

44	Alan HARPER	Lotus Elan S4
1 -	2:03.325	6 - 1:50.035
2 -	1:50.359	7 - 1:50.948
3 -	1:49.055	8 - 1:49.106
4 -	1:48.675	9 - 1:49.267
5 -	1:50.777	10 - 1:49.772
		11 - 1:48.385
		12 - 1:49.063
47	Paul ASLETT	Porsche 911E
1 -	2:07.337	6 - 1:56.040
2 -	1:56.028	7 - 1:56.688
3 -	1:56.339	8 - 1:56.736
4 -	1:56.827	9 - 1:56.334
5 -	1:57.103	10 - 1:56.355
		11 - 1:57.576
		12 - 1:55.518
58	Robert BARTER	Alfa Romeo GT 1600 Junior
1 -	2:22.289	
2 -	2:06.217	
3 -	2:04.427	
4 -	2:03.190	
5 -	2:02.808	
61	Luke CLARK-BAGNALL	Triumph GT6 Mk3
65	Steve COOKE	Lotus 7 S4
1 -	2:01.992	6 - 1:49.738
2 -	1:51.226	7 - 1:51.141
3 -	1:50.468	8 - 1:49.374
4 -	1:50.235	9 - 1:48.737
5 -	1:49.390	10 - 1:50.933
		11 - 1:48.543
		12 - 1:47.636
76	David ERWIN	Alfa Romeo 2000 GTV
1 -	2:14.981	6 - 1:58.806
2 -	2:00.503	7 - 2:03.149
3 -	2:01.095	8 - 2:00.616
4 -	2:00.828	9 - 2:18.000
5 -	2:01.632	10 - 2:01.385
		11 - 2:03.851

Weather/Track: Sun /Dry

www.mstworld.com

Page 3 of 4

Cadwell Park
 Circuit Length = 2.1870 miles.
 Start: 17:12 End: 17:33

Printed - 17:38 Sunday, 19 April 2009

HSCC 70's Road Sports Championship
RACE - LAP ANALYSIS - Cadwell Park - 19 April 2009
 (contd.)

80	David LANE	Jensen Healey
1 - 2:10.609	6 - 1:56.461	11 - 1:56.746
2 - 1:56.862	7 - 1:57.521	12 - 1:55.986
3 - 1:57.032	8 - 1:56.048	
4 - 1:55.285	9 - 1:55.282	
5 - 1:56.672	10 - 1:55.572	
81	John DOBSON	Alfa Romeo 2000 GTV
1 - 2:12.976	6 - 1:58.828	11 - 2:04.934
2 - 2:00.916	7 - 2:01.724	
3 - 2:01.078	8 - 2:02.189	
4 - 2:01.291	9 - 1:59.593	
5 - 2:01.724	10 - 1:59.077	
82	Alex CHILDS	Lancia Fulvia Sport
1 - 2:15.419	6 - 1:58.838	11 - 2:10.672
2 - 2:00.674	7 - 2:00.848	
3 - 2:01.168	8 - 2:00.066	
4 - 2:00.799	9 - 1:58.868	
5 - 2:01.531	10 - 1:59.217	
84	Carl OLDFIELD	Lancia Fulvia
1 - 2:38.593	6 - 2:18.857	
2 - 2:18.392	7 - 2:21.281	
3 - 2:17.738	8 - 2:22.552	
4 - 2:21.828	9 - 2:17.754	
5 - 2:17.892	10 - 2:19.314	
88	Mark BOWN	TVR 3000M
1 - 2:06.533	6 - 1:52.621	11 - 1:53.763
2 - 1:55.979	7 - 1:57.375	12 - 1:52.328
3 - 1:54.887	8 - 1:57.566	
4 - 1:53.903	9 - 1:55.254	
5 - 1:53.347	10 - 1:53.581	

Weather/Track: Sun /Dry

www.mstworld.com

Page 4 of 4

Cadwell Park
 Circuit Length = 2.1870 miles.
 Start: 17:12 End: 17:33

Printed - 17:38 Sunday, 19 April 2009

HSCC 70's Road Sports Championship

RACE - LAP CHART - Cadwell Park - 19 April 2009

Lap 1			Lap 2			Lap 3			Lap 4			Lap 5		
No	Behind	Laptime	No	Behind	Laptime	No	Behind	Laptime	No	Behind	Laptime	No	Behind	Laptime
9		1:52.091	9		1:45.534	9		1:45.753	9		1:45.958	9		1:46.463
24	2.128	1:54.219	24	3.621	1:47.027	24	4.187	1:46.319	24	5.055	1:46.826	24	5.287	1:46.695
34	7.030	1:59.121	34	12.109	1:50.613	34	16.016	1:49.660	84	1 LAP	2:17.738	1	25.119	1:52.009
42	7.975	2:00.066	1	12.551	1:49.892	1	16.672	1:49.874	1	19.573	1:48.859	34	25.361	1:51.980
1	8.193	2:00.284	42	13.729	1:51.288	42	17.623	1:49.647	34	19.844	1:49.786	42	26.341	1:51.831
37	9.083	2:01.174	37	14.471	1:50.922	37	18.624	1:49.906	42	20.973	1:49.308	44	26.392	1:50.777
65	9.901	2:01.992	31	15.122	1:50.169	44	19.361	1:49.055	37	21.776	1:49.110	37	27.442	1:52.129
31	10.487	2:02.578	65	15.593	1:51.226	31	19.421	1:50.052	44	22.078	1:48.675	65	27.512	1:49.390
29	10.948	2:03.039	44	16.059	1:50.359	65	20.308	1:50.468	65	24.585	1:50.235	31	28.529	1:50.365
44	11.234	2:03.325	29	18.217	1:52.803	29	22.665	1:50.201	31	24.627	1:51.164	26	39.384	1:55.910
26	12.580	2:04.671	26	19.526	1:52.480	26	24.997	1:51.224	29	26.677	1:49.970	84	1 LAP	2:21.828
88	14.442	2:06.533	88	24.887	1:55.979	88	34.021	1:54.887	26	29.937	1:50.898	88	48.850	1:53.347
47	15.246	2:07.337	47	25.740	1:56.028	47	36.326	1:56.339	88	41.966	1:53.903	47	57.835	1:57.103
23	17.018	2:09.109	23	28.484	1:57.000	23	39.251	1:56.520	47	47.195	1:56.827	23	59.221	1:55.772
80	18.518	2:10.609	80	29.846	1:56.862	80	41.125	1:57.032	23	49.912	1:56.619	80	1:00.661	1:56.672
81	20.885	2:12.976	81	36.267	2:00.916	81	51.592	2:01.078	80	50.452	1:55.285	81	1:22.186	2:01.724
76	22.890	2:14.981	76	37.859	2:00.503	76	53.201	2:01.095	81	1:06.925	2:01.291	76	1:23.240	2:01.632
82	23.328	2:15.419	82	38.468	2:00.674	82	53.883	2:01.168	76	1:08.071	2:00.828	82	1:23.792	2:01.531
4	24.320	2:16.411	4	39.744	2:00.958	4	55.062	2:01.071	82	1:08.724	2:00.799	4	1:25.022	2:01.439
6	29.117	2:21.208	6	49.669	2:06.086	6	1:08.432	2:04.516	4	1:10.046	2:00.942	6	1:41.973	2:02.651
58	30.198	2:22.289	58	50.881	2:06.217	58	1:09.555	2:04.427	6	1:25.785	2:03.311	58	1:43.132	2:02.808
84	46.502	2:38.593	84	1:19.360	2:18.392				58	1:26.787	2:03.190			

Weather/Track: Sun /Dry

www.mstworld.com

Page 1 of 3

Cadwell Park
Circuit Length = 2.1870 miles.
Start: 17:12 End: 17:33

Printed - 17:38 Sunday, 19 April 2009

HSCC 70's Road Sports Championship
RACE - LAP CHART - Cadwell Park - 19 April 2009
 (contd.)

Lap 6			Lap 7			Lap 8			Lap 9			Lap 10		
No	Behind	Laptime	No	Behind	Laptime	No	Behind	Laptime	No	Behind	Laptime	No	Behind	Laptime
9		1:47.151	9		1:47.136	9		1:49.057	9		1:47.744	9		1:47.856
24	4.910	1:46.774	24	7.243	1:49.469	82	1 LAP	2:00.848	24	9.181	1:48.977	24	9.985	1:48.660
1	28.095	1:50.127	6	1 LAP	2:06.652	76	1 LAP	2:03.149	82	1 LAP	2:00.066	82	1 LAP	1:58.868
34	29.038	1:50.828	1	31.558	1:50.599	4	1 LAP	2:02.344	81	1 LAP	2:02.189	81	1 LAP	1:59.593
44	29.276	1:50.035	34	32.894	1:50.992	24	7.948	1:49.762	76	1 LAP	2:00.616	4	1 LAP	2:04.000
65	30.099	1:49.738	44	33.088	1:50.948	1	31.843	1:49.342	4	1 LAP	2:03.014	34	36.333	1:50.301
42	30.896	1:51.706	65	34.104	1:51.141	6	1 LAP	2:07.126	84	2 LAPS	2:21.281	44	36.576	1:49.772
37	31.477	1:51.186	37	35.973	1:51.632	34	32.895	1:49.058	34	33.888	1:48.737	1	38.213	1:51.410
31	32.050	1:50.672	42	36.396	1:52.636	44	33.137	1:49.106	44	34.660	1:49.267	65	38.491	1:50.933
26	47.065	1:54.832	31	37.153	1:52.239	65	34.421	1:49.374	1	34.659	1:50.560	37	40.108	1:50.856
88	54.320	1:52.621	26	59.523	1:59.594	37	35.780	1:48.864	65	35.414	1:48.737	42	40.584	1:50.678
47	1:06.724	1:56.040	88	1:04.559	1:57.375	42	36.407	1:49.068	37	37.108	1:49.072	31	41.439	1:50.700
23	1:07.534	1:55.464	47	1:16.276	1:56.688	31	37.680	1:49.584	42	37.762	1:49.099	76	1 LAP	2:18.000
80	1:09.971	1:56.461	23	1:17.690	1:57.292	26	1:09.120	1:58.654	31	38.595	1:48.659	84	2 LAPS	2:22.552
84	1 LAP	2:17.892	80	1:20.356	1:57.521	88	1:13.068	1:57.566	6	1 LAP	2:09.435	6	1 LAP	2:05.140
81	1:33.863	1:58.828	84	1 LAP	2:18.857	47	1:23.955	1:56.736	26	1:18.395	1:57.019	26	1:25.469	1:54.930
76	1:34.895	1:58.806	81	1:48.451	2:01.724	23	1:25.200	1:56.567	88	1:20.578	1:55.254	88	1:26.303	1:53.581
82	1:35.479	1:58.838				80	1:27.347	1:56.048	47	1:32.545	1:56.334	47	1:41.044	1:56.355
4	1:37.795	1:59.924							23	1:33.528	1:56.072	23	1:41.988	1:56.316
									80	1:34.885	1:55.282	80	1:42.601	1:55.572

Weather/Track: Sun /Dry

www.mstworld.com

Cadwell Park
 Circuit Length = 2.1870 miles.
 Start: 17:12 End: 17:33

HSCC 70's Road Sports Championship
RACE - LAP CHART - Cadwell Park - 19 April 2009
 (contd.)

Lap 11			Lap 12			Lap 13			Lap 14			Lap 15		
No	Behind	Laptime	No	Behind	Laptime	No	Behind	Laptime	No	Behind	Laptime	No	Behind	Laptime
9		1:47.387	9		1:52.810									
24	10.309	1:47.711	24	6.404	1:48.905									
82	1 LAP	1:59.217	34	33.084	1:48.502									
81	1 LAP	1:59.077	44	33.827	1:49.063									
34	37.392	1:48.446	65	34.473	1:47.636									
44	37.574	1:48.385	1	38.152	1:49.821									
65	39.647	1:48.543	37	41.140	1:52.017									
1	41.141	1:50.315	42	44.406	1:54.484									
37	41.933	1:49.212	81	1 LAP	2:04.934									
42	42.732	1:49.535	82	1 LAP	2:10.672									
31	43.707	1:49.655	31	55.003	2:04.106									
4	1 LAP	2:08.618	76	1 LAP	2:03.851									
76	1 LAP	2:01.385	4	1 LAP	2:19.471									
6	1 LAP	2:05.089	26	1:31.914	1:52.575									
26	1:32.149	1:54.067	88	1:32.197	1:52.328									
88	1:32.679	1:53.763	6	1 LAP	2:04.072									
84	2 LAPS	2:17.754	23	1:52.959	1:55.411									
23	1:50.358	1:55.757	47	1:53.941	1:55.518									
47	1:51.233	1:57.576	80	1:55.136	1:55.986									
80	1:51.960	1:56.746	84	2 LAPS	2:19.314									

Weather/Track: Sun /Dry

HSCC 70's Road Sports Championship

QUALIFYING - RACE 8 - Cadwell Park - 19 April 2009

POS	NO	CL	DRIVER	NAT	CAR	TIME	LAPS	GAP	MPH
1	9	B	Julian BARTER		TVR 3000M	1:45.532	9		74.60
2	24	B	Charles BARTER		Datsun 240Z	1:46.694	9	1.162	73.79
3	34	B	Rory STOCKBRIDGE		TVR Tuscan	1:48.655	9	3.123	72.46
4	42	C	Bill BRAITHWAITE		Lotus Europa	1:48.741	9	3.209	72.40
5	31	A	Mark BENNETT		MGB GTV8	1:50.112	9	4.580	71.50
6	37	B	Josh SADLER		Porsche 911	1:50.273	8	4.741	71.39
7	1	D2	Ian JACOBS		Jensen Healey	1:50.474	5	4.942	71.26
8	61	D2	Luke CLARK-BAGNALL		Triumph GT6 Mk3	1:50.516	8	4.984	71.24
9	65	C	Steve COOKE		Lotus 7 S4	1:50.597	9	5.065	71.18
10	29	A	Phil BRIGGS		Porsche 928	1:50.848	9	5.316	71.02
11	26	B	Paul STAFFORD		Datsun 240Z	1:51.425	9	5.893	70.65
12	88	B	Mark BOWN		TVR 3000M	1:54.186	8	8.654	68.95
13	57	D1	Mark OLDFIELD		Alfa Romeo Sprint Veloce	1:55.985	6	10.453	67.88
14	23	D2	Will MORTON		Alfa Romeo 2000 GTV	1:56.101	8	10.569	67.81
15	47	B	Paul ASLETT		Porsche 911E	1:56.679	9	11.147	67.47
16	44	C	Alan HARPER		Lotus Elan S4	1:57.135	2	11.603	67.21
17	80	D2	David LANE		Jensen Healey	1:59.854	8	14.322	65.69
18	81	D2	John DOBSON		Alfa Romeo 2000 GTV	2:00.151	8	14.619	65.52
19	76	D2	David ERWIN		Alfa Romeo 2000 GTV	2:02.540	8	17.008	64.25
20	82	D1	Alex CHILDS		Lancia Fulvia Sport	2:03.060	8	17.528	63.97
21	4	D1	Ken RORRISON		Lancia Fulvia	2:03.062	8	17.530	63.97
22	58	D1	Robert BARTER	TR	Alfa Romeo GT 1600 Junior	2:06.025	8	20.493	62.47
23	6	D2	Elizabeth HEAD		MGB	2:06.573	7	21.041	62.20
24	84	E	Carl OLDFIELD		Lancia Fulvia	2:18.190	7	32.658	56.97

TR = Transponder Not Working

Weather/Track: Cloudy /Dry

These results are provisional until the conclusion of any judicial and technical matters.

Cadwell Park

Circuit Length = 2.1870 miles.

Start: 11:55 End: 12:10

Clerk of the Course:		Timekeeper:
----------------------	--	-------------

HSCC 70's Road Sports Championship
QUALIFYING - LAP ANALYSIS - Cadwell Park - 19 April 2009

1	Ian JACOBS	Jensen Healey
1 - X:00.000 2 - 2:05.060 3 - 1:53.245 4 - 1:51.462 5 - 1:50.474		
4	Ken RORRISON	Lancia Fulvia
1 - X:00.000 6 - 2:03.737 2 - 2:22.368 7 - 2:04.970 3 - 2:08.062 8 - 2:08.156 4 - 2:05.582 5 - 2:03.062		
6	Elizabeth HEAD	MGB
1 - X:00.000 6 - 2:06.573 2 - 2:38.290 7 - 2:07.873 3 - 2:14.531 4 - 2:12.727 5 - 2:12.348		
9	Julian BARTER	TVR 3000M
1 - X:00.000 6 - 1:48.667 2 - 1:57.981 7 - 1:45.532 3 - 1:49.336 8 - 1:51.615 4 - 1:45.979 9 - 1:50.791 5 - 1:46.585		
23	Will MORTON	Alfa Romeo 2000 GTV
1 - X:00.000 6 - 1:56.321 2 - 2:12.898 7 - 1:56.101 3 - 1:59.811 8 - 1:56.396 4 - 2:03.032 5 - 1:56.626		
24	Charles BARTER	Datsun 240Z
1 - X:00.000 6 - 1:58.341 2 - 1:55.183 7 - 1:48.813 3 - 1:48.609 8 - 1:48.351 4 - 1:47.764 9 - 1:46.694 5 - 1:49.093		

TR = Transponder Not Working

Weather/Track: Cloudy /Dry

These results are provisional until the conclusion of any judicial and technical matters.

www.mstworld.com

Page 1 of 4

Cadwell Park

Circuit Length = 2.1870 miles.

Start: 11:55 End: 12:10

Printed - 12:14 Sunday, 19 April 2009

HSCC 70's Road Sports Championship
QUALIFYING - LAP ANALYSIS - Cadwell Park - 19 April 2009
 (contd.)

26	Paul STAFFORD	Datsun 240Z
1 - X:00.000	6 - 1:52.142	
2 - 2:06.564	7 - 1:55.669	
3 - 1:54.895	8 - 1:54.286	
4 - 1:51.838	9 - 1:54.643	
5 - 1:51.425		
29	Phil BRIGGS	Porsche 928
1 - X:00.000	6 - 1:53.106	
2 - 2:01.625	7 - 1:51.805	
3 - 1:53.700	8 - 1:55.615	
4 - 1:50.848	9 - 1:55.592	
5 - 1:51.458		
31	Mark BENNETT	MGB GTV8
1 - X:00.000	6 - 1:56.270	
2 - 2:04.996	7 - 1:50.112	
3 - 1:53.741	8 - 2:00.391	
4 - 1:50.964	9 - 1:58.895	
5 - 1:50.525		
34	Rory STOCKBRIDGE	TVR Tuscan
1 - X:00.000	6 - 1:53.767	
2 - 1:59.771	7 - 1:53.066	
3 - 1:54.778	8 - 1:48.655	
4 - 1:51.392	9 - 1:49.685	
5 - 1:51.943		
37	Josh SADLER	Porsche 911
1 - X:00.000	6 - 1:54.201	
2 - 2:08.619	7 - 1:50.352	
3 - 1:59.831	8 - 1:50.273	
4 - 1:56.775		
5 - 1:51.862		
42	Bill BRAITHWAITE	Lotus Europa
1 - X:00.000	6 - 1:48.741	
2 - 2:02.643	7 - 1:51.819	
3 - 1:54.632	8 - 1:58.555	
4 - 1:50.355	9 - 1:51.157	
5 - 1:51.683		

TR = Transponder Not Working

Weather/Track: Cloudy /Dry

These results are provisional until the conclusion of any judicial and technical matters.

www.mstworld.com

Page 2 of 4

Cadwell Park

Circuit Length = 2.1870 miles.

Start: 11:55 End: 12:10

Printed - 12:14 Sunday, 19 April 2009

HSCC 70's Road Sports Championship
QUALIFYING - LAP ANALYSIS - Cadwell Park - 19 April 2009
 (contd.)

44	Alan HARPER		Lotus Elan S4
	1 - X:00.000		
	2 - 1:57.135		
47	Paul ASLETT		Porsche 911E
	1 - X:00.000	6 - 1:57.271	
	2 - 2:05.573	7 - 1:57.137	
	3 - 2:01.500	8 - 1:57.419	
	4 - 1:58.786	9 - 1:56.926	
	5 - 1:56.679		
57	Mark OLDFIELD		Alfa Romeo Sprint Veloce
	1 - X:00.000	6 - 1:55.985	
	2 - 2:12.664		
	3 - 2:00.235		
	4 - 2:03.594		
	5 - 1:56.739		
58	Robert BARTER	TR	Alfa Romeo GT 1600 Junior
	1 - X:00.000	6 - 2:06.090	
	2 - 2:20.995	7 - 2:07.941	
	3 - 2:10.177	8 - 2:08.604	
	4 - 2:13.353		
	5 - 2:06.025		
61	Luke CLARK-BAGNALL		Triumph GT6 Mk3
	1 - X:00.000	6 - 1:57.896	
	2 - 2:05.708	7 - 2:09.182	
	3 - 1:55.151	8 - 1:50.516	
	4 - 1:52.660		
	5 - 1:50.647		
65	Steve COOKE		Lotus 7 S4
	1 - X:00.000	6 - 1:50.597	
	2 - 2:03.446	7 - 1:54.356	
	3 - 1:56.235	8 - 2:09.703	
	4 - 1:55.105	9 - 2:07.973	
	5 - 1:50.886		

TR = Transponder Not Working

Weather/Track: Cloudy /Dry

These results are provisional until the conclusion of any judicial and technical matters.

www.mstworld.com

Page 3 of 4

Cadwell Park

Circuit Length = 2.1870 miles.

Start: 11:55 End: 12:10

Printed - 12:14 Sunday, 19 April 2009

HSCC 70's Road Sports Championship
QUALIFYING - LAP ANALYSIS - Cadwell Park - 19 April 2009
 (contd.)

76	David ERWIN	Alfa Romeo 2000 GTV
1 -	X:00.000	6 - 2:08.073
2 -	2:14.821	7 - 2:05.543
3 -	2:10.275	8 - 2:04.024
4 -	2:02.540	
5 -	2:02.921	
80	David LANE	Jensen Healey
1 -	X:00.000	6 - 2:01.503
2 -	2:20.432	7 - 1:59.854
3 -	2:03.366	8 - 2:02.217
4 -	2:01.850	
5 -	2:00.856	
81	John DOBSON	Alfa Romeo 2000 GTV
1 -	X:00.000	6 - 2:04.727
2 -	2:15.621	7 - 2:05.140
3 -	2:04.933	8 - 2:06.366
4 -	2:00.796	
5 -	2:00.151	
82	Alex CHILDS	Lancia Fulvia Sport
1 -	X:00.000	6 - 2:04.821
2 -	2:18.632	7 - 2:04.954
3 -	2:09.450	8 - 2:07.268
4 -	2:04.570	
5 -	2:03.060	
84	Carl OLDFIELD	Lancia Fulvia
1 -	X:00.000	6 - 2:18.190
2 -	2:26.773	7 - 2:23.662
3 -	2:23.580	
4 -	2:23.282	
5 -	2:28.362	
88	Mark BOWN	TVR 3000M
1 -	X:00.000	6 - 1:54.403
2 -	2:14.628	7 - 1:54.186
3 -	1:59.405	8 - 1:55.121
4 -	1:58.107	
5 -	1:54.944	

TR = Transponder Not Working

Weather/Track: Cloudy /Dry

These results are provisional until the conclusion of any judicial and technical matters.

www.mstworld.com

Page 4 of 4

Cadwell Park


Circuit Length = 2.1870 miles.

Start: 11:55 End: 12:10

Printed - 12:14 Sunday, 19 April 2009

HSCC 70's Road Sports Championship

GRID FOR RACE 8 - Cadwell Park - 19 April 2009

ROW 12	84	OLDFIELD	6	HEAD
ROW 11	58	BARTER	4	RORRISON
ROW 10	82	CHILDS	76	ERWIN
ROW 9	81	DOBSON	80	LANE
ROW 8	44	HARPER	47	ASLETT
ROW 7	23	MORTON	57	OLDFIELD
ROW 6	88	BOWN	26	STAFFORD
ROW 5	29	BRIGGS	65	COOKE
ROW 4	61	CLARK-BAGNALL	1	JACOBS
ROW 3	37	SADLER	31	BENNETT
ROW 2	42	BRAITHWAITE	34	STOCKBRIDGE
ROW 1	24	BARTER	9	BARTER
POLE				
				

TR = Transponder Not Working

Weather/Track: Cloudy /Dry

These results are provisional until the conclusion of any judicial and technical matters.

Cadwell Park

Circuit Length = 2.1870 miles.

Start: 11:55 End: 12:10

Clerk of the Course:

Timekeeper: