



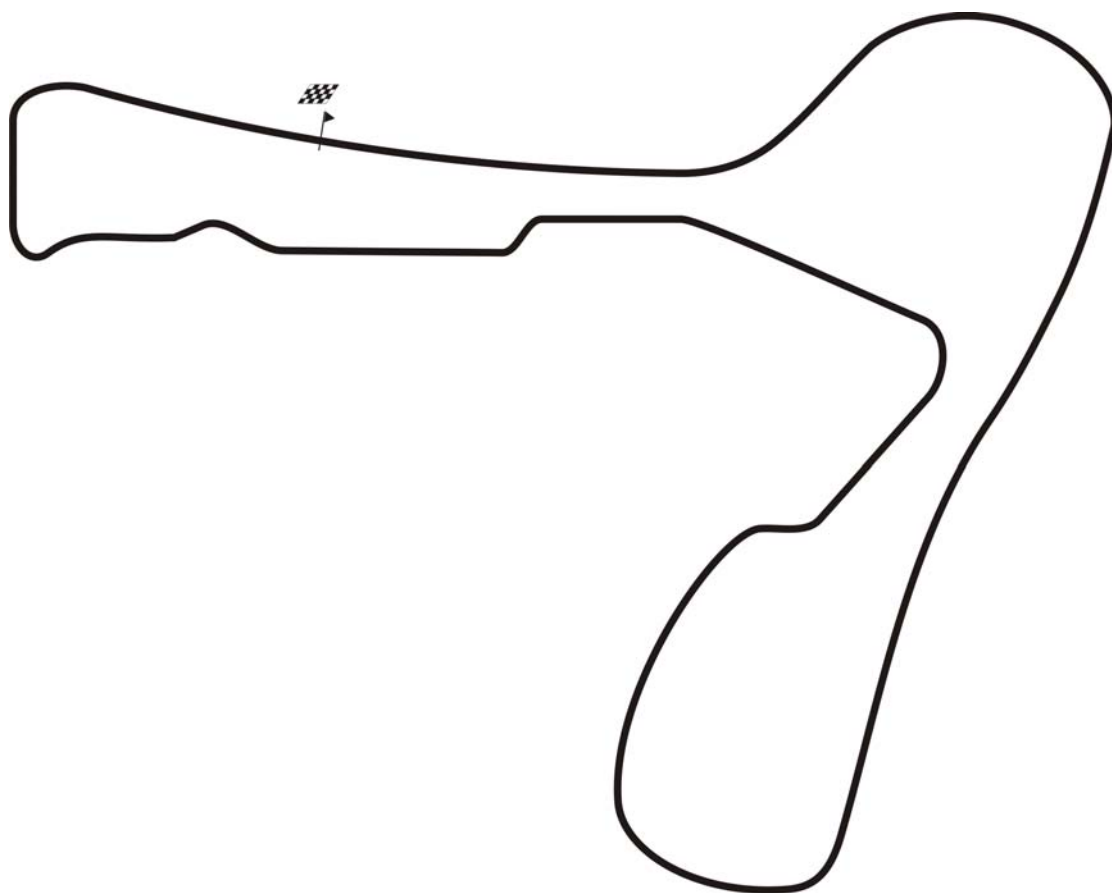
Historic Race Meeting

Cadwell Park
11 April 2010



Timing and Results by MST SYSTEMS Ltd
www.mstworld.com

CADWELL PARK



CIRCUIT LENGTH 2.187 Miles / 3.519 Kilometres



HSCC ByBox Historic Touring Car Championship

QUALIFYING - RACE 1 - Cadwell Park - 11 April 2010

POS	NO	CL	DRIVER	NAT	CAR	TIME	LAPS	GAP	MPH
1	49	C	Peter HORE		Ford Lotus Cortina	1:49.849	9		71.67
2	80	D	Mike SMITH		Morris Mini Cooper	1:50.562	9	0.713	71.21
3	85	D	Roger GODFREY		Austin Mini Cooper S	1:50.828	9	0.979	71.04
4	86	E	Andy JONES		Singer Chamois	1:51.579	8	1.730	70.56
5	33	B	James FULLER		Alfa Romeo Guilias Sprint GT	1:51.751	9	1.902	70.45
6	87	E	Simon BENOY		Hillman Imp	1:52.115	9	2.266	70.22
7	38	C	Steve SHUTTLEWORTH		Ford Lotus Cortina	1:52.169	9	2.320	70.19
8	53	C	Andy YOOL		Ford Anglia 105 E	1:53.635	8	3.786	69.28
9	79	C	Mark JONES		Ford Lotus Cortina	1:54.024	8	4.175	69.04
10	60	K6	Tom SECKEL	TR?	Morris Mini Cooper S	1:54.066	8	4.217	69.02
11	94	E	Steve PLATTS		Singer Chamois	1:54.685	8	4.836	68.65
12	7	A	Tony PEARSON		Jaguar S-Type	1:55.857	8	6.008	67.95
13	61	C	Brian WEBB		Ford Anglia 105 E	1:57.156	9	7.307	67.20
14	14	A	Colin McKAY	TR?	Jaguar S-Type	1:57.633	9	7.784	66.93
15	95	E	Shaun HAZLEWOOD		Hillman Imp	1:57.817	7	7.968	66.82
16	88	E	Martin BRAMWELL		Hillman Imp	1:57.845	8	7.996	66.81
17	23	B	Roger COPE		BMW 1800	1:58.038	3	8.189	66.70
18	76	K6	David BRAND		Austin Mini Cooper S	2:01.252	8	11.403	64.93
19	73	D	Robyn SLATER		Ford Anglia	2:01.764	8	11.915	64.66
20	36	B	Richard CROSS		Triumph 2000 Mk1	2:03.764	8	13.915	63.61
21	39	K5	Paul HOPKINSON		Alfa Romeo Guilias Sprint GT	2:07.209	8	17.360	61.89
22	99	E	Ian GUNTON		Hillman Imp	2:07.294	8	17.445	61.85
23	91	E	Vince FROST		Hillman Imp	2:08.267	8	18.418	61.38
24	92	E	Colin GUNTON		Hillman Imp	2:19.085	2	29.236	56.60

TR? Cars 14 & 60 have no working transponder.

Weather/Track: Sun /Dry

These results are provisional until the conclusion of any judicial and technical matters.

Cadwell Park

Circuit Length = 2.1870 miles.

Start: 09:00 End: 09:15

Clerk of the Course:		Timekeeper:
----------------------	--	-------------

HSCC ByBox Historic Touring Car Championship

QUALIFYING - LAP ANALYSIS - Cadwell Park - 11 April 2010

7	Tony PEARSON	Jaguar S-Type
1 - X:00.000	6 - 1:55.857	
2 - 2:10.520	7 - 1:55.987	
3 - 2:02.251	8 - 1:58.007	
4 - 2:06.606		
5 - 2:00.671		
14	Colin McKAY	TR? Jaguar S-Type
1 - X:00.000	6 - 2:04.877	
2 - 2:07.550	7 - 1:57.633	
3 - 1:59.572	8 - 2:00.283	
4 - 1:58.880	9 - 1:58.139	
5 - 1:57.964		
23	Roger COPE	BMW 1800
1 - X:00.000		
2 - 2:08.287		
3 - 1:58.038		
33	James FULLER	Alfa Romeo Guilia Sprint GT
1 - X:00.000	6 - 1:52.078	
2 - 2:03.644	7 - 1:53.322	
3 - 1:55.342	8 - 1:52.922	
4 - 1:53.560	9 - 1:51.751	
5 - 1:52.447		
36	Richard CROSS	Triumph 2000 Mk1
1 - X:00.000	6 - 2:04.705	
2 - 2:15.586	7 - 2:03.764	
3 - 2:05.039	8 - 2:08.764	
4 - 2:05.101		
5 - 2:03.941		
38	Steve SHUTTLEWORTH	Ford Lotus Cortina
1 - X:00.000	6 - 1:54.815	
2 - 2:21.944	7 - 1:52.904	
3 - 1:57.810	8 - 1:52.169	
4 - 1:55.118	9 - 1:52.763	
5 - 1:55.869		

TR? Cars 14 & 60 have no working transponder.
Weather/Track: Sun /Dry

HSCC ByBox Historic Touring Car Championship
QUALIFYING - LAP ANALYSIS - Cadwell Park - 11 April 2010
 (contd.)

39	Paul HOPKINSON		Alfa Romeo Guilia Sprint GT
1 -	X:00.000	6 -	2:07.209
2 -	2:22.723	7 -	2:23.310
3 -	2:13.826	8 -	2:08.858
4 -	2:13.156		
5 -	2:07.981		
49	Peter HORE		Ford Lotus Cortina
1 -	X:00.000	6 -	1:51.120
2 -	1:59.276	7 -	1:54.550
3 -	1:53.860	8 -	1:52.922
4 -	1:51.374	9 -	1:49.849
5 -	1:52.509		
53	Andy YOOL		Ford Anglia 105 E
1 -	X:00.000	6 -	1:56.889
2 -	2:27.663	7 -	1:53.635
3 -	2:14.199	8 -	1:54.951
4 -	2:09.197		
5 -	1:59.088		
60	Tom SECKEL	TR?	Morris Mini Cooper S
1 -	X:00.000	6 -	1:55.595
2 -	2:14.540	7 -	1:54.066
3 -	2:05.327	8 -	1:59.743
4 -	2:06.867		
5 -	2:05.515		
61	Brian WEBB		Ford Anglia 105 E
1 -	X:00.000	6 -	1:57.156
2 -	2:08.334	7 -	1:57.390
3 -	2:01.535	8 -	1:58.891
4 -	2:00.594	9 -	1:59.316
5 -	1:58.832		
73	Robyn SLATER		Ford Anglia
1 -	X:00.000	6 -	2:05.535
2 -	2:24.940	7 -	2:03.395
3 -	2:14.755	8 -	2:01.764
4 -	2:12.736		
5 -	2:09.096		

TR? Cars 14 & 60 have no working transponder.
 Weather/Track: Sun /Dry

HSCC ByBox Historic Touring Car Championship
QUALIFYING - LAP ANALYSIS - Cadwell Park - 11 April 2010
 (contd.)

76	David BRAND	Austin Mini Cooper S
1 - X:00.000	6 - 2:05.395	
2 - 2:18.863	7 - 2:04.047	
3 - 2:08.953	8 - 2:01.252	
4 - 2:13.906		
5 - 2:05.236		
79	Mark JONES	Ford Lotus Cortina
1 - X:00.000	6 - 1:54.790	
2 - 2:11.947	7 - 1:54.024	
3 - 2:04.319	8 - 1:55.494	
4 - 2:04.258		
5 - 2:03.886		
80	Mike SMITH	Morris Mini Cooper
1 - X:00.000	6 - 1:50.973	
2 - 2:15.012	7 - 1:54.598	
3 - 1:57.830	8 - 1:58.214	
4 - 1:52.856	9 - 1:52.660	
5 - 1:50.562		
85	Roger GODFREY	Austin Mini Cooper S
1 - X:00.000	6 - 1:50.868	
2 - 2:00.893	7 - 1:51.594	
3 - 1:52.633	8 - 1:51.658	
4 - 1:51.860	9 - 1:52.663	
5 - 1:50.828		
86	Andy JONES	Singer Chamois
1 - X:00.000	6 - 1:53.400	
2 - 2:24.134	7 - 1:51.579	
3 - 2:07.191	8 - 1:57.924	
4 - 1:57.083		
5 - 1:59.965		
87	Simon BENOY	Hillman Imp
1 - X:00.000	6 - 1:52.226	
2 - 2:03.289	7 - 1:55.572	
3 - 1:54.987	8 - 2:31.207	
4 - 1:53.072	9 - 1:52.115	
5 - 1:52.358		

TR? Cars 14 & 60 have no working transponder.
 Weather/Track: Sun /Dry

HSCC ByBox Historic Touring Car Championship
QUALIFYING - LAP ANALYSIS - Cadwell Park - 11 April 2010
 (contd.)


88	Martin BRAMWELL	Hillman Imp
1 - X:00.000	6 - 1:58.223	
2 - 2:19.358	7 - 1:57.845	
3 - 2:06.967	8 - 2:01.634	
4 - 2:04.129		
5 - 2:01.149		
91	Vince FROST	Hillman Imp
1 - X:00.000	6 - 2:08.267	
2 - 2:22.648	7 - 2:08.922	
3 - 2:13.381	8 - 2:08.675	
4 - 2:10.670		
5 - 2:09.509		
92	Colin GUNTON	Hillman Imp
1 - X:00.000		
2 - 2:19.085		
94	Steve PLATTS	Singer Chamois
1 - X:00.000	6 - 1:54.685	
2 - 2:05.334	7 - 1:54.830	
3 - 2:01.575	8 - 1:56.004	
4 - 1:56.419		
5 - 1:55.331		
95	Shaun HAZLEWOOD	Hillman Imp
1 - X:00.000	6 - 1:58.624	
2 - 2:19.751	7 - 1:58.119	
3 - 2:06.042		
4 - 1:58.424		
5 - 1:57.817		
99	Ian GUNTON	Hillman Imp
1 - X:00.000	6 - 2:10.514	
2 - 2:20.704	7 - 2:09.730	
3 - 2:16.453	8 - 2:07.294	
4 - 2:12.431		
5 - 2:10.439		

TR? Cars 14 & 60 have no working transponder.
 Weather/Track: Sun /Dry

HSCC ByBox Historic Touring Car Championship

GRID FOR RACE 1 - Cadwell Park - 11 April 2010

ROW 12	92 GUNTON	91 FROST
ROW 11	99 GUNTON	39 HOPKINSON
ROW 10	36 CROSS	73 SLATER
ROW 9	76 BRAND	23 COPE
ROW 8	88 BRAMWELL	95 HAZLEWOOD
ROW 7	14 McKAY	61 WEBB
ROW 6	7 PEARSON	94 PLATTS
ROW 5	60 SECKEL	79 JONES
ROW 4	53 YOOL	38 SHUTTLEWORTH
ROW 3	87 BENOY	33 FULLER
ROW 2	86 JONES	85 GODFREY
ROW 1	80 SMITH	49 HORE
	POLE	



TR? Cars 14 & 60 have no working transponder.

Weather/Track: Sun /Dry

These results are provisional until the conclusion of any judicial and technical matters.

Cadwell Park

Circuit Length = 1.4810 miles.

Start: 09:00 End: 09:15

Clerk of the Course:

Timekeeper:

HSCC ByBox Historic Touring Car Championship

RACE 1 - CLASSIFICATION - Cadwell Park - 11 April 2010

POS	NO	CL	DRIVER	NAT	CAR	TIME	LAPS	GAP	MPH	BEST
1	49	C	Peter HORE		Ford Lotus Cortina	15:10.444	8		69.18	1:51.648
2	79	C	Mark JONES		Ford Lotus Cortina	15:11.109	8	0.665	69.13	1:51.091
3	85	D	Roger GODFREY		Austin Mini Cooper S	15:14.430	8	3.986	68.88	1:51.918
4	86	E	Andy JONES		Singer Chamois	15:15.097	8	4.653	68.82	1:51.816
5	33	B	James FULLER		Alfa Romeo Guilia Sprint GT	15:15.482	8	5.038	68.80	1:51.398
6	53	C	Andy YOOL		Ford Anglia 105 E	15:20.597	8	10.153	68.41	1:52.070
7	87	E	Simon BENOY		Hillman Imp	15:21.230	8	10.786	68.37	1:52.749
8	23	B	Roger COPE		BMW 1800	15:26.136	8	15.692	68.00	1:50.975
9	60	K6	Tom SECKEL		Morris Mini Cooper S	15:29.516	8	19.072	67.76	1:53.379
10	14	A	Colin McKAY		Jaguar S-Type	16:25.850	8	1:15.406	63.89	2:00.045
11	7	A	Tony PEARSON		Jaguar S-Type	16:25.876	8	1:15.432	63.88	2:00.010
12	88	E	Martin BRAMWELL		Hillman Imp	16:27.067	8	1:16.623	63.81	2:00.019
13	61	C	Brian WEBB		Ford Anglia 105 E	16:37.971	8	1:27.527	63.11	1:58.316
14	73	D	Robyn SLATER		Ford Anglia	16:39.001	8	1:28.557	63.04	2:00.083
15	76	K6	David BRAND		Austin Mini Cooper S	16:39.337	8	1:28.893	63.02	2:01.015
16	36	B	Richard CROSS		Triumph 2000 Mk1	16:45.810	8	1:35.366	62.62	2:02.164
17	91	E	Vince FROST		Hillman Imp	16:56.271	8	1:45.827	61.97	2:01.384
18	39	K5	Paul HOPKINSON		Alfa Romeo Guilia Sprint GT	15:27.658	7	1 LAP	59.41	2:08.254
19	95	E	Shaun HAZLEWOOD		Hillman Imp	15:47.662	7	1 LAP	58.15	1:58.660
20	99	E	Ian GUNTON		Hillman Imp	12:49.260	6	2 LAPS	61.40	2:03.257

NOT CLASSIFIED

80	D	Mike SMITH	Morris Mini Cooper	9:37.859	5	D.N.F.	68.12	1:52.685
38	C	Steve SHUTTLEWORTH	Ford Lotus Cortina	7:45.614	4	D.N.F.	67.63	1:51.510
94	E	Steve PLATTS	Singer Chamois	2:09.144	1	D.N.F.	60.96	2:09.144
92	E	Colin GUNTON	Hillman Imp		0	D.N.F.	N/A	

FASTEST LAP

23	B	Roger COPE	BMW 1800	1:50.975	5	70.94mph	114.17kph
79	C	Mark JONES	Ford Lotus Cortina	1:51.091	8	70.87mph	114.05kph
86	E	Andy JONES	Singer Chamois	1:51.816	8	70.41mph	113.31kph
85	D	Roger GODFREY	Austin Mini Cooper S	1:51.918	5	70.34mph	113.21kph
60	K6	Tom SECKEL	Morris Mini Cooper S	1:53.379	4	69.44mph	111.75kph
7	A	Tony PEARSON	Jaguar S-Type	2:00.010	6	65.60mph	105.58kph
39	K5	Paul HOPKINSON	Alfa Romeo Guilia Sprint GT	2:08.254	2	61.38mph	98.79kph

Weather/Track: Sun/Dry

These results are provisional until the conclusion of any judicial and technical matters.

Cadwell Park
Circuit Length = 2.1870 miles.
Start: 13:04 End: 13:19

Clerk of the Course:	Timekeeper:
----------------------	-------------

HSCC ByBox Historic Touring Car Championship

RACE 1 - LAP ANALYSIS - Cadwell Park - 11 April 2010

7	Tony PEARSON	Jaguar S-Type
1 - 2:18.199	6 - 2:00.010	
2 - 2:02.603	7 - 2:01.065	
3 - 2:01.408	8 - 2:01.838	
4 - 2:00.082		
5 - 2:00.671		
14	Colin McKAY	Jaguar S-Type
1 - 2:18.597	6 - 2:00.323	
2 - 2:03.003	7 - 2:00.799	
3 - 2:01.008	8 - 2:01.674	
4 - 2:00.045		
5 - 2:00.401		
23	Roger COPE	BMW 1800
1 - 2:18.813	6 - 1:51.462	
2 - 1:54.649	7 - 1:51.529	
3 - 1:55.708	8 - 1:51.524	
4 - 1:51.476		
5 - 1:50.975		
33	James FULLER	Alfa Romeo Guilia Sprint GT
1 - 2:04.227	6 - 1:52.501	
2 - 1:53.954	7 - 1:52.564	
3 - 1:55.008	8 - 1:51.398	
4 - 1:53.280		
5 - 1:52.550		
36	Richard CROSS	Triumph 2000 Mk1
1 - 2:22.005	6 - 2:03.636	
2 - 2:04.183	7 - 2:02.164	
3 - 2:03.517	8 - 2:04.170	
4 - 2:02.284		
5 - 2:03.851		
38	Steve SHUTTLEWORTH	Ford Lotus Cortina
1 - 2:06.596		
2 - 1:52.494		
3 - 1:55.014		
4 - 1:51.510		

Weather/Track: Sun/Dry

www.mstworld.com

Page 1 of 4

Cadwell Park
Circuit Length = 2.1870 miles.
Start: 13:04 End: 13:19

Printed - 13:22 Sunday, 11 April 2010

HSCC ByBox Historic Touring Car Championship
RACE 1 - LAP ANALYSIS - Cadwell Park - 11 April 2010
 (contd.)

39	Paul HOPKINSON	Alfa Romeo Guilina Sprint GT
1 -	2:29.050	6 - 2:10.350
2 -	2:08.254	7 - 2:10.214
3 -	2:09.288	
4 -	2:08.623	
5 -	2:11.879	
49	Peter HORE	Ford Lotus Cortina
1 -	2:01.011	6 - 1:52.003
2 -	1:53.990	7 - 1:51.648
3 -	1:54.039	8 - 1:52.173
4 -	1:52.780	
5 -	1:52.800	
53	Andy YOOL	Ford Anglia 105 E
1 -	2:07.629	6 - 1:52.878
2 -	1:54.437	7 - 1:53.328
3 -	1:53.653	8 - 1:53.481
4 -	1:52.070	
5 -	1:53.121	
60	Tom SECKEL	Morris Mini Cooper S
1 -	2:08.153	6 - 1:54.081
2 -	1:55.072	7 - 1:53.855
3 -	1:53.721	8 - 1:55.029
4 -	1:53.379	
5 -	1:56.226	
61	Brian WEBB	Ford Anglia 105 E
1 -	2:25.192	6 - 1:58.731
2 -	2:02.705	7 - 2:06.960
3 -	2:00.442	8 - 2:06.896
4 -	1:58.316	
5 -	1:58.729	
73	Robyn SLATER	Ford Anglia
1 -	2:23.008	6 - 2:01.802
2 -	2:05.727	7 - 2:00.083
3 -	2:04.286	8 - 2:00.773
4 -	2:02.852	
5 -	2:00.470	

Weather/Track: Sun/Dry

www.mstworld.com

Page 2 of 4

Cadwell Park
 Circuit Length = 2.1870 miles.
 Start: 13:04 End: 13:19
 Printed - 13:22 Sunday, 11 April 2010

HSCC ByBox Historic Touring Car Championship
RACE 1 - LAP ANALYSIS - Cadwell Park - 11 April 2010
 (contd.)

76	David BRAND	Austin Mini Cooper S
1 -	2:21.441	6 - 2:01.996
2 -	2:02.666	7 - 2:01.015
3 -	2:04.096	8 - 2:01.447
4 -	2:03.381	
5 -	2:03.295	
79	Mark JONES	Ford Lotus Cortina
1 -	2:05.600	6 - 1:51.626
2 -	1:52.873	7 - 1:52.108
3 -	1:53.017	8 - 1:51.091
4 -	1:52.138	
5 -	1:52.656	
80	Mike SMITH	Morris Mini Cooper
1 -	2:01.625	
2 -	1:54.069	
3 -	1:56.425	
4 -	1:53.055	
5 -	1:52.685	
85	Roger GODFREY	Austin Mini Cooper S
1 -	2:02.316	6 - 1:52.438
2 -	1:53.590	7 - 1:52.287
3 -	1:53.818	8 - 1:54.343
4 -	1:53.720	
5 -	1:51.918	
86	Andy JONES	Singer Chamois
1 -	2:03.559	6 - 1:52.696
2 -	1:53.272	7 - 1:54.175
3 -	1:53.345	8 - 1:51.816
4 -	1:52.941	
5 -	1:53.293	
87	Simon BENOY	Hillman Imp
1 -	2:05.896	6 - 1:52.749
2 -	1:54.592	7 - 1:53.136
3 -	1:53.617	8 - 1:53.704
4 -	1:53.227	
5 -	1:54.309	

Weather/Track: Sun/Dry

www.mstworld.com

Page 3 of 4

Cadwell Park
 Circuit Length = 2.1870 miles.
 Start: 13:04 End: 13:19

Printed - 13:22 Sunday, 11 April 2010

HSCC ByBox Historic Touring Car Championship
RACE 1 - LAP ANALYSIS - Cadwell Park - 11 April 2010
 (contd.)

88	Martin BRAMWELL	Hillman Imp
1 - 2:19.904	6 - 2:00.848	
2 - 2:02.915	7 - 2:00.019	
3 - 2:00.468	8 - 2:01.639	
4 - 2:00.446		
5 - 2:00.828		
91	Vince FROST	Hillman Imp
1 - 2:26.813	6 - 2:03.260	
2 - 2:06.062	7 - 2:04.773	
3 - 2:06.460	8 - 2:01.384	
4 - 2:04.135		
5 - 2:03.384		
92	Colin GUNTON	Hillman Imp
94	Steve PLATTS	Singer Chamois
1 - 2:09.144		
95	Shaun HAZLEWOOD	Hillman Imp
1 - 3:42.929	6 - 1:59.772	
2 - 1:59.798	7 - 2:01.571	
3 - 1:58.660		
4 - 2:04.907		
5 - 2:00.025		
99	Ian GUNTON	Hillman Imp
1 - 2:25.550	6 - 2:03.363	
2 - 2:06.237		
3 - 2:06.534		
4 - 2:04.319		
5 - 2:03.257		

Weather/Track: Sun/Dry

www.mstworld.com

Page 4 of 4

Cadwell Park
 Circuit Length = 2.1870 miles.
 Start: 13:04 End: 13:19
 Printed - 13:22 Sunday, 11 April 2010

HSCC ByBox Historic Touring Car Championship

RACE 1 - LAP CHART - Cadwell Park - 11 April 2010

Lap 1			Lap 2			Lap 3			Lap 4			Lap 5		
No	Behind	Laptime	No	Behind	Laptime	No	Behind	Laptime	No	Behind	Laptime	No	Behind	Laptime
49		2:01.011	49		1:53.990	49		1:54.039	49		1:52.780	49		1:52.800
80	0.614	2:01.625	80	0.693	1:54.069	85	0.684	1:53.818	86	1.297	1:52.941	85	0.742	1:51.918
85	1.305	2:02.316	85	0.905	1:53.590	86	1.136	1:53.345	85	1.624	1:53.720	79	1.664	1:52.656
86	2.548	2:03.559	86	1.830	1:53.272	79	2.450	1:53.017	79	1.808	1:52.138	86	1.790	1:53.293
33	3.216	2:04.227	33	3.180	1:53.954	80	3.079	1:56.425	80	3.354	1:53.055	80	3.239	1:52.685
79	4.589	2:05.600	79	3.472	1:52.873	33	4.149	1:55.008	38	3.794	1:51.510	33	4.399	1:52.550
87	4.885	2:05.896	38	4.089	1:52.494	87	5.065	1:53.617	33	4.649	1:53.280	53	6.290	1:53.121
38	5.585	2:06.596	87	5.487	1:54.592	38	5.064	1:55.014	87	5.512	1:53.227	87	7.021	1:54.309
53	6.618	2:07.629	53	7.065	1:54.437	53	6.679	1:53.653	53	5.969	1:52.070	95	1 LAP	2:04.907
60	7.142	2:08.153	60	8.224	1:55.072	60	7.906	1:53.721	60	8.505	1:53.379	60	11.931	1:56.226
94	8.133	2:09.144	23	18.461	1:54.649	23	20.130	1:55.708	23	18.826	1:51.476	23	17.001	1:50.975
7	17.188	2:18.199	7	25.801	2:02.603	7	33.170	2:01.408	7	40.472	2:00.082	7	48.343	2:00.671
14	17.586	2:18.597	14	26.599	2:03.003	14	33.568	2:01.008	14	40.833	2:00.045	14	48.434	2:00.401
23	17.802	2:18.813	88	27.818	2:02.915	88	34.247	2:00.468	88	41.913	2:00.446	88	49.941	2:00.828
88	18.893	2:19.904	76	29.106	2:02.666	76	39.163	2:04.096	61	44.835	1:58.316	61	50.764	1:58.729
76	20.430	2:21.441	36	31.187	2:04.183	61	39.299	2:00.442	76	49.764	2:03.381	76	1:00.259	2:03.295
36	20.994	2:22.005	61	32.896	2:02.705	36	40.665	2:03.517	36	50.169	2:02.284	36	1:01.220	2:03.851
73	21.997	2:23.008	73	33.734	2:05.727	73	43.981	2:04.286	73	54.053	2:02.852	73	1:01.723	2:00.470
61	24.181	2:25.192	99	36.786	2:06.237	99	49.281	2:06.534	99	1:00.820	2:04.319	99	1:11.277	2:03.257
99	24.539	2:25.550	91	37.874	2:06.062	91	50.295	2:06.460	91	1:01.650	2:04.135	91	1:12.234	2:03.384
91	25.802	2:26.813	39	42.303	2:08.254	39	57.552	2:09.288	39	1:13.395	2:08.623	39	1:32.474	2:11.879
39	28.039	2:29.050	95	1:47.726	1:59.798	95	1:52.347	1:58.660						
95	1:41.918	3:42.929												

Weather/Track: Sun/Dry

www.mstworld.com

Page 1 of 2

Cadwell Park
Circuit Length = 2.1870 miles.
Start: 13:04 End: 13:19

Printed - 13:22 Sunday, 11 April 2010

HSCC ByBox Historic Touring Car Championship
RACE 1 - LAP CHART - Cadwell Park - 11 April 2010
 (contd.)

Lap 6			Lap 7			Lap 8			Lap 9			Lap 10		
No	Behind	Laptime	No	Behind	Laptime	No	Behind	Laptime	No	Behind	Laptime	No	Behind	Laptime
49		1:52.003	49		1:51.648	49		1:52.173						
85	1.177	1:52.438	79	1.747	1:52.108	79	0.665	1:51.091						
79	1.287	1:51.626	85	1.816	1:52.287	85	3.986	1:54.343						
86	2.483	1:52.696	86	5.010	1:54.175	86	4.653	1:51.816						
33	4.897	1:52.501	33	5.813	1:52.564	33	5.038	1:51.398						
53	7.165	1:52.878	53	8.845	1:53.328	53	10.153	1:53.481						
87	7.767	1:52.749	87	9.255	1:53.136	87	10.786	1:53.704						
60	14.009	1:54.081	60	16.216	1:53.855	23	15.692	1:51.524						
23	16.460	1:51.462	23	16.341	1:51.529	39	1 LAP	2:10.214						
95	1 LAP	2:00.025	95	1 LAP	1:59.772	60	19.072	1:55.029						
7	56.350	2:00.010	7	1:05.767	2:01.065	95	1 LAP	2:01.571						
14	56.754	2:00.323	14	1:05.905	2:00.799	14	1:15.406	2:01.674						
61	57.492	1:58.731	88	1:07.157	2:00.019	7	1:15.432	2:01.838						
88	58.786	2:00.848	61	1:12.804	2:06.960	88	1:16.623	2:01.639						
76	1:10.252	2:01.996	76	1:19.619	2:01.015	61	1:27.527	2:06.896						
73	1:11.522	2:01.802	73	1:19.957	2:00.083	73	1:28.557	2:00.773						
36	1:12.853	2:03.636	36	1:23.369	2:02.164	76	1:28.893	2:01.447						
99	1:22.637	2:03.363	91	1:36.616	2:04.773	36	1:35.366	2:04.170						
91	1:23.491	2:03.260				91	1:45.827	2:01.384						
39	1:50.821	2:10.350												

Weather/Track: Sun/Dry


www.mstworld.com

Cadwell Park
 Circuit Length = 2.1870 miles.
 Start: 13:04 End: 13:19

Printed - 13:22 Sunday, 11 April 2010

HSCC ByBox Historic Touring Car Championship

GRID FOR RACE 9 - Cadwell Park - 11 April 2010

ROW 12	92 GUNTON	94 PLATTS
ROW 11	38 SHUTTLEWORTH	80 SMITH
ROW 10	99 GUNTON	95 HAZLEWOOD
ROW 9	39 HOPKINSON	91 FROST
ROW 8	36 CROSS	76 BRAND
ROW 7	73 SLATER	61 WEBB
ROW 6	88 BRAMWELL	7 PEARSON
ROW 5	14 McKAY	60 SECKEL
ROW 4	23 COPE	87 BENOY
ROW 3	53 YOOL	33 FULLER
ROW 2	86 JONES	85 GODFREY
ROW 1	79 JONES	49 HORE
	POLE	
		

Weather/Track: Sun/Dry

These results are provisional until the conclusion of any judicial and technical matters.

Cadwell Park
Circuit Length = 2.1870 miles.
Start: 13:04 End: 13:19

Clerk of the Course:

Timekeeper:

HSCC ByBox Historic Touring Car Championship

RACE 9 - CLASSIFICATION - Cadwell Park - 11 April 2010

POS	NO	CL	DRIVER	NAT	CAR	TIME	LAPS	GAP	MPH	BEST
1	23	B	Roger COPE		BMW 1800	15:00.627	8		69.93	1:50.807
2	49	C	Peter HORE		Ford Lotus Cortina	15:00.987	8	0.360	69.90	1:51.372
3	79	C	Mark JONES		Ford Lotus Cortina	15:02.834	8	2.207	69.76	1:51.472
4	85	D	Roger GODFREY		Austin Mini Cooper S	15:05.261	8	4.634	69.57	1:51.452
5	86	E	Andy JONES		Singer Chamois	15:05.953	8	5.326	69.52	1:51.126
6	33	B	James FULLER		Alfa Romeo Guilia Sprint GT	15:09.259	8	8.632	69.27	1:51.598
7	87	E	Simon BENOY		Hillman Imp	15:10.660	8	10.033	69.16	1:51.760
8	53	C	Andy YOOL		Ford Anglia 105 E	15:11.382	8	10.755	69.11	1:51.219
9	60	K6	Tom SECKEL		Morris Mini Cooper S	15:22.409	8	21.782	68.28	1:52.882
10	94	E	Steve PLATTS		Singer Chamois	15:49.024	8	48.397	66.36	1:54.008
11	88	E	Martin BRAMWELL		Hillman Imp	15:52.091	8	51.464	66.15	1:54.741
12	14	A	Colin MCKAY		Jaguar S-Type	15:56.288	8	55.661	65.86	1:56.107
13	92	E	Colin GUNTON		Hillman Imp	15:56.785	8	56.158	65.83	1:54.779
14	61	C	Brian WEBB		Ford Anglia 105 E	16:02.155	8	1:01.528	65.46	1:56.110
15	95	E	Shaun HAZLEWOOD		Hillman Imp	16:10.376	8	1:09.749	64.90	1:57.016
16	76	K6	David BRAND		Austin Mini Cooper S	16:41.563	8	1:40.936	62.88	2:01.713
17	36	B	Richard CROSS		Triumph 2000 Mk1	16:43.034	8	1:42.407	62.79	2:02.163
18	91	E	Vince FROST		Hillman Imp	16:43.547	8	1:42.920	62.76	2:01.463
19	99	E	Ian GUNTON		Hillman Imp	15:08.606	7	1 LAP	60.65	2:05.763
20	39	K5	Paul HOPKINSON		Alfa Romeo Guilia Sprint GT	15:09.610	7	1 LAP	60.58	2:06.230
21	7	A	Mike PEARSON		Jaguar S-Type	15:28.462	7	1 LAP	59.35	2:05.070

NOT CLASSIFIED

73	D	Robyn SLATER		Ford Anglia	10:38.479	5	D.N.F.	61.65	2:01.909
----	---	--------------	--	-------------	-----------	---	--------	-------	----------

FASTEST LAP

23	B	Roger COPE		BMW 1800	1:50.807	8	71.05mph	114.34kph
86	E	Andy JONES		Singer Chamois	1:51.126	6	70.84mph	114.02kph
53	C	Andy YOOL		Ford Anglia 105 E	1:51.219	7	70.79mph	113.92kph
85	D	Roger GODFREY		Austin Mini Cooper S	1:51.452	6	70.64mph	113.68kph
60	K6	Tom SECKEL		Morris Mini Cooper S	1:52.882	5	69.74mph	112.24kph
14	A	Colin MCKAY		Jaguar S-Type	1:56.107	7	67.81mph	109.12kph
39	K5	Paul HOPKINSON		Alfa Romeo Guilia Sprint GT	2:06.230	6	62.37mph	100.37kph

Weather/Track: Sun/Dry

These results are provisional until the conclusion of any judicial and technical matters.

Cadwell Park
Circuit Length = 2.1870 miles.
Start: 17:41 End: 17:56

Clerk of the Course:

Timekeeper:

HSCC ByBox Historic Touring Car Championship

RACE 9 - LAP ANALYSIS - Cadwell Park - 11 April 2010

7	Mike PEARSON	Jaguar S-Type
1 - 2:13.090	6 - 2:09.541	
2 - 2:38.740	7 - 2:05.070	
3 - 2:09.051		
4 - 2:06.340		
5 - 2:06.630		
14	Colin McKAY	Jaguar S-Type
1 - 2:08.222	6 - 1:59.667	
2 - 1:59.180	7 - 1:56.107	
3 - 1:59.388	8 - 1:57.030	
4 - 1:57.766		
5 - 1:58.928		
23	Roger COPE	BMW 1800
1 - 2:02.317	6 - 1:51.603	
2 - 1:51.405	7 - 1:51.381	
3 - 1:51.369	8 - 1:50.807	
4 - 1:50.929		
5 - 1:50.816		
33	James FULLER	Alfa Romeo Guilia Sprint GT
1 - 2:01.809	6 - 1:51.598	
2 - 1:53.016	7 - 1:52.879	
3 - 1:53.065	8 - 1:52.334	
4 - 1:52.687		
5 - 1:51.871		
36	Richard CROSS	Triumph 2000 Mk1
1 - 2:18.069	6 - 2:03.935	
2 - 2:04.820	7 - 2:02.163	
3 - 2:03.074	8 - 2:02.413	
4 - 2:03.122		
5 - 2:05.438		
39	Paul HOPKINSON	Alfa Romeo Guilia Sprint GT
1 - 2:22.098	6 - 2:06.230	
2 - 2:09.161	7 - 2:10.806	
3 - 2:07.521		
4 - 2:06.750		
5 - 2:07.044		

Weather/Track: Sun/Dry

www.mstworld.com

Page 1 of 4

Cadwell Park
Circuit Length = 2.1870 miles.
Start: 17:41 End: 17:56

Printed - 17:59 Sunday, 11 April 2010

HSCC ByBox Historic Touring Car Championship
RACE 9 - LAP ANALYSIS - Cadwell Park - 11 April 2010
 (contd.)

49	Peter HORE	Ford Lotus Cortina
1 - 1:58.518	6 - 1:51.524	
2 - 1:52.391	7 - 1:51.372	
3 - 1:52.168	8 - 1:51.657	
4 - 1:51.872		
5 - 1:51.485		
53	Andy YOOL	Ford Anglia 105 E
1 - 2:05.127	6 - 1:51.589	
2 - 1:52.849	7 - 1:51.219	
3 - 1:53.135	8 - 1:52.789	
4 - 1:51.970		
5 - 1:52.704		
60	Tom SECKEL	Morris Mini Cooper S
1 - 2:05.920	6 - 1:52.956	
2 - 1:54.103	7 - 1:54.009	
3 - 1:53.968	8 - 1:55.299	
4 - 1:53.272		
5 - 1:52.882		
61	Brian WEBB	Ford Anglia 105 E
1 - 2:14.304	6 - 1:56.110	
2 - 2:06.227	7 - 1:56.267	
3 - 1:57.166	8 - 1:56.554	
4 - 1:58.297		
5 - 1:57.230		
73	Robyn SLATER	Ford Anglia
1 - 2:15.487		
2 - 2:06.467		
3 - 2:01.909		
4 - 2:03.141		
5 - 2:11.475		
76	David BRAND	Austin Mini Cooper S
1 - 2:20.840	6 - 2:02.898	
2 - 2:04.719	7 - 2:01.713	
3 - 2:02.736	8 - 2:02.265	
4 - 2:03.158		
5 - 2:03.234		

Weather/Track: Sun/Dry

www.mstworld.com

Page 2 of 4

Cadwell Park
 Circuit Length = 2.1870 miles.
 Start: 17:41 End: 17:56
 Printed - 17:59 Sunday, 11 April 2010

HSCC ByBox Historic Touring Car Championship
RACE 9 - LAP ANALYSIS - Cadwell Park - 11 April 2010
 (contd.)

79	Mark JONES	Ford Lotus Cortina
1 - 1:58.988	6 - 1:51.472	
2 - 1:52.071	7 - 1:51.548	
3 - 1:52.199	8 - 1:52.577	
4 - 1:52.196		
5 - 1:51.783		
85	Roger GODFREY	Austin Mini Cooper S
1 - 2:00.290	6 - 1:51.452	
2 - 1:51.712	7 - 1:52.341	
3 - 1:52.555	8 - 1:52.317	
4 - 1:53.022		
5 - 1:51.572		
86	Andy JONES	Singer Chamois
1 - 2:01.287	6 - 1:51.126	
2 - 1:51.537	7 - 1:52.713	
3 - 1:53.255	8 - 1:52.038	
4 - 1:52.292		
5 - 1:51.705		
87	Simon BENOY	Hillman Imp
1 - 2:03.404	6 - 1:51.760	
2 - 1:52.973	7 - 1:52.448	
3 - 1:52.331	8 - 1:52.975	
4 - 1:52.656		
5 - 1:52.113		
88	Martin BRAMWELL	Hillman Imp
1 - 2:14.687	6 - 1:56.280	
2 - 1:59.789	7 - 1:55.007	
3 - 1:56.560	8 - 1:55.661	
4 - 1:54.741		
5 - 1:59.366		
91	Vince FROST	Hillman Imp
1 - 2:19.136	6 - 2:04.027	
2 - 2:04.918	7 - 2:02.347	
3 - 2:03.143	8 - 2:01.463	
4 - 2:03.510		
5 - 2:05.003		

Weather/Track: Sun/Dry

www.mstworld.com

Page 3 of 4

Cadwell Park
 Circuit Length = 2.1870 miles.
 Start: 17:41 End: 17:56
 Printed - 17:59 Sunday, 11 April 2010

HSCC ByBox Historic Touring Car Championship
RACE 9 - LAP ANALYSIS - Cadwell Park - 11 April 2010
 (contd.)

92	Colin GUNTON	Hillman Imp
1 - 2:15.990	6 - 1:54.779	
2 - 2:02.304	7 - 2:00.358	
3 - 1:55.316	8 - 1:56.661	
4 - 1:55.124		
5 - 1:56.253		
94	Steve PLATTS	Singer Chamois
1 - 2:17.008	6 - 1:55.620	
2 - 1:58.528	7 - 1:54.008	
3 - 1:55.170	8 - 1:55.325	
4 - 1:54.780		
5 - 1:58.585		
95	Shaun HAZLEWOOD	Hillman Imp
1 - 2:18.286	6 - 1:57.543	
2 - 2:03.216	7 - 1:57.931	
3 - 1:57.016	8 - 2:01.053	
4 - 1:57.755		
5 - 1:57.576		
99	Ian GUNTON	Hillman Imp
1 - 2:22.413	6 - 2:07.220	
2 - 2:11.102	7 - 2:07.976	
3 - 2:06.625		
4 - 2:07.507		
5 - 2:05.763		

Weather/Track: Sun/Dry

www.mstworld.com

Page 4 of 4

Cadwell Park
 Circuit Length = 2.1870 miles.
 Start: 17:41 End: 17:56
 Printed - 17:59 Sunday, 11 April 2010

HSCC ByBox Historic Touring Car Championship

RACE 9 - LAP CHART - Cadwell Park - 11 April 2010

Lap 1			Lap 2			Lap 3			Lap 4			Lap 5		
No	Behind	Laptime	No	Behind	Laptime	No	Behind	Laptime	No	Behind	Laptime	No	Behind	Laptime
49		1:58.518	49		1:52.391	49		1:52.168	49		1:51.872	49		1:51.485
79	0.470	1:58.988	79	0.150	1:52.071	79	0.181	1:52.199	79	0.505	1:52.196	23	0.402	1:50.816
85	1.772	2:00.290	85	1.093	1:51.712	85	1.480	1:52.555	23	1.071	1:50.929	79	0.803	1:51.783
86	2.769	2:01.287	86	1.915	1:51.537	23	2.014	1:51.369	85	2.630	1:53.022	85	2.717	1:51.572
33	3.291	2:01.809	23	2.813	1:51.405	86	3.002	1:53.255	86	3.422	1:52.292	86	3.642	1:51.705
23	3.799	2:02.317	33	3.916	1:53.016	33	4.813	1:53.065	33	5.628	1:52.687	33	6.014	1:51.871
87	4.886	2:03.404	87	5.468	1:52.973	87	5.631	1:52.331	87	6.415	1:52.656	87	7.043	1:52.113
53	6.609	2:05.127	53	7.067	1:52.849	53	8.034	1:53.135	53	8.132	1:51.970	53	9.351	1:52.704
60	7.402	2:05.920	60	9.114	1:54.103	60	10.914	1:53.968	60	12.314	1:53.272	60	13.711	1:52.882
14	9.704	2:08.222	14	16.493	1:59.180	14	23.713	1:59.388	14	29.607	1:57.766	14	37.050	1:58.928
7	14.572	2:13.090	88	23.567	1:59.789	94	27.629	1:55.170	94	30.537	1:54.780	94	37.637	1:58.585
61	15.786	2:14.304	94	24.627	1:58.528	88	27.959	1:56.560	88	30.828	1:54.741	92	38.553	1:56.253
88	16.169	2:14.687	92	27.385	2:02.304	92	30.533	1:55.316	92	33.785	1:55.124	88	38.709	1:59.366
73	16.969	2:15.487	61	29.622	2:06.227	61	34.620	1:57.166	61	41.045	1:58.297	61	46.790	1:57.230
92	17.472	2:15.990	95	30.593	2:03.216	95	35.441	1:57.016	95	41.324	1:57.755	95	47.415	1:57.576
94	18.490	2:17.008	73	31.045	2:06.467	73	40.786	2:01.909	73	52.055	2:03.141	36	1:08.089	2:05.438
36	19.551	2:18.069	36	31.980	2:04.820	36	42.886	2:03.074	36	54.136	2:03.122	76	1:08.253	2:03.234
95	19.768	2:18.286	91	33.145	2:04.918	91	44.120	2:03.143	91	55.758	2:03.510	91	1:09.276	2:05.003
91	20.618	2:19.136	76	34.650	2:04.719	76	45.218	2:02.736	76	56.504	2:03.158	73	1:12.045	2:11.475
76	22.322	2:20.840	39	40.350	2:09.161	39	55.703	2:07.521	39	1:10.581	2:06.750	39	1:26.140	2:07.044
39	23.580	2:22.098	99	42.606	2:11.102	99	57.063	2:06.625	99	1:12.698	2:07.507	99	1:26.976	2:05.763
99	23.895	2:22.413	7	1:00.921	2:38.740	7	1:17.804	2:09.051	7	1:32.272	2:06.340	7	1:47.417	2:06.630

Weather/Track: Sun/Dry

www.mstworld.com

Page 1 of 2

Cadwell Park
Circuit Length = 2.1870 miles.
Start: 17:41 End: 17:56

Printed - 18:00 Sunday, 11 April 2010

HSCC ByBox Historic Touring Car Championship
RACE 9 - LAP CHART - Cadwell Park - 11 April 2010
 (contd.)

Lap 6			Lap 7			Lap 8			Lap 9			Lap 10		
No	Behind	Laptime	No	Behind	Laptime	No	Behind	Laptime	No	Behind	Laptime	No	Behind	Laptime
49		1:51.524	49		1:51.372	23		1:50.807						
23	0.481	1:51.603	23	0.490	1:51.381	49	0.360	1:51.657						
79	0.751	1:51.472	79	0.927	1:51.548	79	2.207	1:52.577						
85	2.645	1:51.452	85	3.614	1:52.341	85	4.634	1:52.317						
86	3.244	1:51.126	86	4.585	1:52.713	86	5.326	1:52.038						
33	6.088	1:51.598	33	7.595	1:52.879	99	1 LAP	2:07.976						
87	7.279	1:51.760	87	8.355	1:52.448	33	8.632	1:52.334						
53	9.416	1:51.589	53	9.263	1:51.219	39	1 LAP	2:10.806						
60	15.143	1:52.956	7	1 LAP	2:09.541	87	10.033	1:52.975						
94	41.733	1:55.620	60	17.780	1:54.009	53	10.755	1:52.789						
92	41.808	1:54.779	94	44.369	1:54.008	60	21.782	1:55.299						
88	43.465	1:56.280	88	47.100	1:55.007	7	1 LAP	2:05.070						
14	45.193	1:59.667	14	49.928	1:56.107	94	48.397	1:55.325						
61	51.376	1:56.110	92	50.794	2:00.358	88	51.464	1:55.661						
95	53.434	1:57.543	61	56.271	1:56.267	14	55.661	1:57.030						
76	1:19.627	2:02.898	95	59.993	1:57.931	92	56.158	1:56.661						
36	1:20.500	2:03.935	76	1:29.968	2:01.713	61	1:01.528	1:56.554						
91	1:21.779	2:04.027	36	1:31.291	2:02.163	95	1:09.749	2:01.053						
39	1:40.846	2:06.230	91	1:32.754	2:02.347	76	1:40.936	2:02.265						
99	1:42.672	2:07.220				36	1:42.407	2:02.413						
						91	1:42.920	2:01.463						

Weather/Track: Sun/Dry

www.mstworld.com

Page 2 of 2

Cadwell Park
 Circuit Length = 2.1870 miles.
 Start: 17:41 End: 17:56

Printed - 18:00 Sunday, 11 April 2010

HSCC Classic Racing Cars Championship by Chartland Properties Ltd.
QUALIFYING - RACE 2 - Cadwell Park - 11 April 2010

POS	NO	CL	DRIVER	NAT	CAR	TIME	LAPS	GAP	MPH
1	2	G	Ian GRAY		Brabham BT16	1:37.006	10		81.16
2	88	C	Michael SCOTT		Brabham BT30	1:38.342	10	1.336	80.05
3	63	E	Jon MILICEVIC		Cooper T59	1:39.639	10	2.633	79.01
4	13	G	Chris ALFORD		Palliser WDF2	1:42.492	9	5.486	76.81
5	36	G	Tony KEELE		Palliser WDB3	1:42.766	9	5.760	76.61
6	69	G	Antony ROSS		Lotus 59	1:43.029	7	6.023	76.41
7	74	G	Jon WAGGITT		Brabham BT18	1:43.320	9	6.314	76.20
8	56	G	Cliff GIDDENS		Brabham BT16	1:45.411	9	8.405	74.69
9	45	G	Ronnie HAINES		Cooper T82	1:45.990	9	8.984	74.28
10	33	F	Andy WILLIS		Lola T200	1:46.279	7	9.273	74.08
11	86	F	Alan FAIRBROTHER		Merlyn Mk20	1:49.176	9	12.170	72.11
12	66	F	Greg THORNTON		Titan Mk4	1:51.554	9	14.548	70.57
13	55	F	Roger ARNOLD		Merlyn Mk20	1:53.242	8	16.236	69.52
14	6	D	Leif BOSSON		Brabham BT28	1:55.359	9	18.353	68.25
15	81	D	Stephen WILKINSON		Brabham BT21	1:56.251	8	19.245	67.72
16	37	E	James OWEN		Elva 200	1:56.543	8	19.537	67.55
17	3	C	Lincoln SMALL		Brabham BT30	2:04.719	5	27.713	63.12
18	27	D	Peter WILLIAMS		Brabham BT15	2:06.118	6	29.112	62.42
19	21	D	Andrew THORPE		March 703	10:04.742	1	8:27.736	13.01

Car 21 added to back of grid

Weather/Track: Sun /Dry

These results are provisional until the conclusion of any judicial and technical matters.

Cadwell Park

Circuit Length = 2.1870 miles.

Start: 09:23 End: 09:38

Clerk of the Course:		Timekeeper:
----------------------	--	-------------

HSCC Classic Racing Cars Championship by Chartland Properties Ltd.
QUALIFYING - LAP ANALYSIS - Cadwell Park - 11 April 2010

2	Ian GRAY	Brabham BT16
1 -	9:44.829	6 - 1:40.889
2 -	1:55.348	7 - 1:38.509
3 -	1:42.584	8 - 1:37.006
4 -	1:39.846	9 - 1:41.098
5 -	1:39.054	10 - 1:47.220
3	Lincoln SMALL	Brabham BT30
1 -	X:00.000	
2 -	2:27.823	
3 -	2:10.112	
4 -	2:11.200	
5 -	2:04.719	
6	Leif BOSSON	Brabham BT28
1 -	9:48.088	6 - 1:57.917
2 -	2:08.473	7 - 1:58.920
3 -	1:56.157	8 - 1:57.414
4 -	1:56.713	9 - 1:55.359
5 -	1:58.828	
13	Chris ALFORD	Palliser WDF2
1 -	9:59.767	6 - 1:43.398
2 -	1:55.350	7 - 1:43.032
3 -	1:48.151	8 - 1:46.868
4 -	1:44.128	9 - 1:42.492
5 -	1:43.352	
21	Andrew THORPE	March 703
1 -	X:00.000	
27	Peter WILLIAMS	Brabham BT15
1 -	9:59.806	6 - 2:09.915
2 -	2:30.132	
3 -	2:20.642	
4 -	2:11.120	
5 -	2:06.118	

Weather/Track: Sun /Dry

www.mstworld.com

Page 1 of 4

Cadwell Park
Circuit Length = 1.4810 miles.
Start: 09:23 End: 09:38

Printed - 09:41 Sunday, 11 April 2010

HSCC Classic Racing Cars Championship by Chartland Properties Ltd.
QUALIFYING - LAP ANALYSIS - Cadwell Park - 11 April 2010
 (contd.)

33	Andy WILLIS	Lola T200
1 -	X:00.000P	6 - 1:46.924
2 -	1:58.830	7 - 1:46.279
3 -	1:51.723	
4 -	1:50.202	
5 -	1:47.457	
36	Tony KEELE	Palliser WDB3
1 -	9:37.406	6 - 1:46.806
2 -	1:50.072	7 - 1:43.570
3 -	1:47.990	8 - 1:43.857
4 -	1:46.157	9 - 1:48.176
5 -	1:42.766	
37	James OWEN	Elva 200
1 -	9:38.858	6 - 1:56.543
2 -	2:16.222	7 - 1:57.631
3 -	2:04.762	8 - 1:57.050
4 -	2:01.041	
5 -	1:57.647	
45	Ronnie HAINES	Cooper T82
1 -	9:44.155	6 - 1:47.155
2 -	2:10.253	7 - 1:45.990
3 -	1:52.791	8 - 1:55.917
4 -	1:46.470	9 - 1:46.092
5 -	1:47.315	
55	Roger ARNOLD	Merlyn Mk20
1 -	9:59.142	6 - 1:53.842
2 -	2:06.656	7 - 1:54.875
3 -	1:58.225	8 - 1:53.242
4 -	2:15.181	
5 -	1:59.712	
56	Cliff GIDDENS	Brabham BT16
1 -	9:24.886	6 - 1:47.037
2 -	1:58.122	7 - 1:46.270
3 -	1:50.579	8 - 1:45.411
4 -	1:51.527	9 - 1:45.680
5 -	1:47.300	

Weather/Track: Sun /Dry

www.mstworld.com

Page 2 of 4

Cadwell Park
 Circuit Length = 1.4810 miles.
 Start: 09:23 End: 09:38

Printed - 09:41 Sunday, 11 April 2010

HSCC Classic Racing Cars Championship by Chartland Properties Ltd.
QUALIFYING - LAP ANALYSIS - Cadwell Park - 11 April 2010
 (contd.)

63	Jon MILICEVIC	Cooper T59
1 -	9:28.869	6 - 1:39.819
2 -	1:43.891	7 - 1:39.639
3 -	1:39.700	8 - 1:42.374
4 -	1:40.605	9 - 1:41.905
5 -	1:41.949	10 - 1:39.835
66	Greg THORNTON	Titan Mk4
1 -	9:46.362	6 - 1:51.834
2 -	2:05.171	7 - 1:51.791
3 -	1:57.800	8 - 1:53.150
4 -	1:53.230	9 - 1:58.840
5 -	1:51.554	
69	Antony ROSS	Lotus 59
1 -	9:43.539	6 - 1:53.965
2 -	1:58.226	7 - 1:44.304
3 -	1:46.538	
4 -	1:43.029	
5 -	1:44.317	
74	Jon WAGGITT	Brabham BT18
1 -	9:29.217	6 - 1:45.428
2 -	1:57.176	7 - 1:43.320
3 -	1:48.272	8 - 1:43.636
4 -	1:47.833	9 - 1:47.153
5 -	1:44.730	
81	Stephen WILKINSON	Brabham BT21
1 -	X:00.000	6 - 2:01.554
2 -	2:16.756	7 - 2:01.943
3 -	2:03.482	8 - 1:56.251
4 -	2:02.347	
5 -	2:01.243	
86	Alan FAIRBROTHER	Merlyn Mk20
1 -	X:00.000	6 - 1:50.326
2 -	2:06.563	7 - 1:49.176
3 -	1:56.473	8 - 1:51.475
4 -	1:49.346	9 - 1:49.373
5 -	1:55.705	

Weather/Track: Sun /Dry

www.mstworld.com

Page 3 of 4

Cadwell Park
 Circuit Length = 1.4810 miles.
 Start: 09:23 End: 09:38

Printed - 09:41 Sunday, 11 April 2010

HSCC Classic Racing Cars Championship by Chartland Properties Ltd.
QUALIFYING - LAP ANALYSIS - Cadwell Park - 11 April 2010
(contd.)

88	Michael SCOTT	Brabham BT30
1 - 9:31.996	6 - 1:47.279	
2 - 1:50.865	7 - 1:41.592	
3 - 1:43.311	8 - 1:39.750	
4 - 1:40.795	9 - 1:44.493	
5 - 1:38.342	10 - 1:48.741	


Weather/Track: Sun /Dry

www.mstworld.com

Page 4 of 4

Cadwell Park
Circuit Length = 1.4810 miles.
Start: 09:23 End: 09:38
Printed - 09:41 Sunday, 11 April 2010

**HSCC Classic Racing Cars Championship by Chartland Properties Ltd.
 GRID FOR RACE 2 - Cadwell Park - 11 April 2010**

ROW 10		21 THORPE
ROW 9	27 WILLIAMS	3 SMALL
ROW 8	37 OWEN	81 WILKINSON
ROW 7	6 BOSSON	55 ARNOLD
ROW 6	66 THORNTON	86 FAIRBROTHER
ROW 5	33 WILLIS	45 HAINES
ROW 4	56 GIDDENS	74 WAGGITT
ROW 3	69 ROSS	36 KEELE
ROW 2	13 ALFORD	63 MILICEVIC
ROW 1	88 SCOTT	2 GRAY
POLE		
		

Car 21 added to back of grid

Weather/Track: Sun /Dry

These results are provisional until the conclusion of any judicial and technical matters.

Cadwell Park

Circuit Length = 1.4810 miles.

Start: 09:23 End: 09:38

Clerk of the Course:		Timekeeper:
----------------------	--	-------------

HSCC Classic Racing Cars Championship by Chartland Properties Ltd.
RACE 2 - CLASSIFICATION - Cadwell Park - 11 April 2010

POS	NO	CL	DRIVER	NAT	CAR	TIME	LAPS	GAP	MPH	BEST
1	2	G	Ian GRAY		Brabham BT16	16:33.881	10		79.21	1:37.310
2	63	E	Jon MILICEVIC		Cooper T59	16:35.164	10	1.283	79.11	1:37.133
3	88	C	Michael SCOTT		Brabham BT30	16:35.664	10	1.783	79.07	1:37.399
4	74	G	Jon WAGGITT		Brabham BT18	17:13.655	10	39.774	76.16	1:41.417
5	69	G	Antony ROSS		Lotus 59	17:15.303	10	41.422	76.04	1:41.285
6	13	G	Chris ALFORD		Palliser WDF2	17:17.624	10	43.743	75.87	1:41.489
7	36	G	Tony KEELE		Palliser WDB3	17:29.734	10	55.853	75.00	1:40.090
8	33	F	Andy WILLIS		Lola T200	17:47.731	10	1:13.850	73.73	1:44.161
9	45	G	Ronnie HAINES		Cooper T82	18:07.318	10	1:33.437	72.40	1:45.033
10	56	G	Cliff GIDDENS		Brabham BT16	18:09.490	10	1:35.609	72.26	1:46.569
11	86	F	Alan FAIRBROTHER		Merlyn Mk20	18:16.701	10	1:42.820	71.79	1:47.555
12	66	F	Greg THORNTON		Titan Mk4	16:53.031	9	1 LAP	69.94	1:47.974
13	55	F	Roger ARNOLD		Merlyn Mk20	16:53.162	9	1 LAP	69.93	1:46.703
14	6	D	Leif BOSSON		Brabham BT28	17:22.950	9	1 LAP	67.94	1:52.752
15	81	D	Stephen WILKINSON		Brabham BT21	17:37.007	9	1 LAP	67.03	1:48.100
16	3	C	Lincoln SMALL		Brabham BT30	17:42.860	9	1 LAP	66.66	1:55.389
17	37	E	James OWEN		Elva 200	18:02.141	9	1 LAP	65.48	1:57.493
18	27	D	Peter WILLIAMS		Brabham BT15	16:44.753	8	2 LAPS	62.68	2:00.795

FASTEST LAP

63	E	Jon MILICEVIC	Cooper T59	1:37.133	7	81.05mph	130.44kph
2	G	Ian GRAY	Brabham BT16	1:37.310	7	80.90mph	130.20kph
88	C	Michael SCOTT	Brabham BT30	1:37.399	5	80.83mph	130.09kph
33	F	Andy WILLIS	Lola T200	1:44.161	8	75.58mph	121.64kph
81	D	Stephen WILKINSON	Brabham BT21	1:48.100	7	72.83mph	117.21kph

Weather/Track: Sun /Dry

These results are provisional until the conclusion of any judicial and technical matters.

Cadwell Park
 Circuit Length = 2.1870 miles.
 Start: 13:33 End: 13:49

Clerk of the Course:	Timekeeper:
----------------------	-------------

HSCC Classic Racing Cars Championship by Chartland Properties Ltd.
RACE 2 - LAP ANALYSIS - Cadwell Park - 11 April 2010

2	Ian GRAY	Brabham BT16
1 -	1:46.086	6 - 1:37.707
2 -	1:40.061	7 - 1:37.310
3 -	1:39.831	8 - 1:37.652
4 -	1:39.504	9 - 1:39.826
5 -	1:37.875	10 - 1:38.029
3	Lincoln SMALL	Brabham BT30
1 -	2:08.087	6 - 1:58.695
2 -	1:58.190	7 - 1:55.389
3 -	1:56.945	8 - 1:57.447
4 -	1:56.284	9 - 1:56.002
5 -	1:55.821	
6	Leif BOSSON	Brabham BT28
1 -	2:03.703	6 - 1:52.752
2 -	1:54.822	7 - 1:55.526
3 -	1:55.920	8 - 1:53.844
4 -	1:54.337	9 - 1:58.712
5 -	1:53.334	
13	Chris ALFORD	Palliser WDF2
1 -	1:51.789	6 - 1:42.661
2 -	1:41.549	7 - 1:42.606
3 -	1:43.599	8 - 1:41.489
4 -	1:42.765	9 - 1:44.108
5 -	1:44.240	10 - 1:42.818
27	Peter WILLIAMS	Brabham BT15
1 -	2:20.535	6 - 2:02.608
2 -	2:06.526	7 - 2:04.005
3 -	2:03.130	8 - 2:00.795
4 -	2:04.033	
5 -	2:03.121	
33	Andy WILLIS	Lola T200
1 -	1:58.203	6 - 1:45.652
2 -	1:46.483	7 - 1:45.915
3 -	1:45.749	8 - 1:44.161
4 -	1:44.823	9 - 1:46.060
5 -	1:45.485	10 - 1:45.200

Weather/Track: Sun /Dry

www.mstworld.com

Page 1 of 3

Cadwell Park
 Circuit Length = 2.1870 miles.
 Start: 13:33 End: 13:49

Printed - 13:53 Sunday, 11 April 2010

HSCC Classic Racing Cars Championship by Chartland Properties Ltd.

RACE 2 - LAP ANALYSIS - Cadwell Park - 11 April 2010

(contd.)

36	Tony KEELE	Palliser WDB3
1 - 1:50.127	6 - 1:42.295	
2 - 1:40.090	7 - 1:41.104	
3 - 2:04.220	8 - 1:41.609	
4 - 1:40.669	9 - 1:42.437	
5 - 1:44.751	10 - 1:42.432	
37	James OWEN	Elva 200
1 - 2:11.296	6 - 1:58.850	
2 - 1:59.224	7 - 1:57.493	
3 - 1:58.161	8 - 2:00.595	
4 - 1:58.033	9 - 1:57.746	
5 - 2:00.743		
45	Ronnie HAINES	Cooper T82
1 - 1:54.657	6 - 1:46.005	
2 - 1:45.033	7 - 1:45.891	
3 - 1:47.169	8 - 1:48.132	
4 - 1:46.166	9 - 1:53.271	
5 - 1:46.736	10 - 1:54.258	
55	Roger ARNOLD	Merlyn Mk20
1 - 2:00.632	6 - 2:05.539	
2 - 1:50.654	7 - 1:50.333	
3 - 1:50.626	8 - 1:50.060	
4 - 1:49.648	9 - 1:46.703	
5 - 1:48.967		
56	Cliff GIDDENS	Brabham BT16
1 - 1:57.541	6 - 1:47.871	
2 - 1:50.024	7 - 1:46.902	
3 - 1:49.345	8 - 1:48.032	
4 - 1:48.337	9 - 1:47.074	
5 - 1:47.795	10 - 1:46.569	
63	Jon MILICEVIC	Cooper T59
1 - 1:47.523	6 - 1:38.044	
2 - 1:39.534	7 - 1:37.133	
3 - 1:39.752	8 - 1:37.993	
4 - 1:39.432	9 - 1:39.530	
5 - 1:38.491	10 - 1:37.732	

Weather/Track: Sun /Dry

www.mstworld.com

Page 2 of 3

Cadwell Park
Circuit Length = 2.1870 miles.
Start: 13:33 End: 13:49

Printed - 13:53 Sunday, 11 April 2010

HSCC Classic Racing Cars Championship by Chartland Properties Ltd.

RACE 2 - LAP ANALYSIS - Cadwell Park - 11 April 2010

(contd.)

66	Greg THORNTON	Titan Mk4
1 - 2:04.219	6 - 1:51.259	
2 - 1:54.588	7 - 1:47.974	
3 - 1:56.381	8 - 1:50.991	
4 - 1:51.039	9 - 1:48.395	
5 - 1:48.185		
69	Antony ROSS	Lotus 59
1 - 1:50.802	6 - 1:43.500	
2 - 1:41.440	7 - 1:42.855	
3 - 1:42.205	8 - 1:42.854	
4 - 1:41.285	9 - 1:41.822	
5 - 1:43.382	10 - 1:45.158	
74	Jon WAGGITT	Brabham BT18
1 - 1:52.617	6 - 1:43.119	
2 - 1:41.944	7 - 1:41.533	
3 - 1:43.150	8 - 1:42.005	
4 - 1:42.691	9 - 1:41.417	
5 - 1:41.687	10 - 1:43.492	
81	Stephen WILKINSON	Brabham BT21
1 - 2:05.174	6 - 1:51.736	
2 - 1:54.281	7 - 1:48.100	
3 - 1:55.043	8 - 2:21.265	
4 - 1:50.171	9 - 2:00.467	
5 - 1:50.770		
86	Alan FAIRBROTHER	Merlyn Mk20
1 - 1:58.848	6 - 1:47.882	
2 - 1:49.596	7 - 1:48.424	
3 - 1:49.468	8 - 1:50.194	
4 - 1:48.449	9 - 1:47.793	
5 - 1:47.555	10 - 1:48.492	
88	Michael SCOTT	Brabham BT30
1 - 1:46.599	6 - 1:37.778	
2 - 1:40.335	7 - 1:37.553	
3 - 1:40.220	8 - 1:39.183	
4 - 1:39.080	9 - 1:39.581	
5 - 1:37.399	10 - 1:37.936	

Weather/Track: Sun /Dry

www.mstworld.com

Page 3 of 3

Cadwell Park
Circuit Length = 2.1870 miles.
Start: 13:33 End: 13:49

Printed - 13:53 Sunday, 11 April 2010

HSCC Classic Racing Cars Championship by Chartland Properties Ltd.
RACE 2 - LAP CHART - Cadwell Park - 11 April 2010

Lap 1			Lap 2			Lap 3			Lap 4			Lap 5		
No	Behind	Laptime	No	Behind	Laptime	No	Behind	Laptime	No	Behind	Laptime	No	Behind	Laptime
2		1:46.086	2		1:40.061	2		1:39.831	2		1:39.504	2		1:37.875
88	0.513	1:46.599	88	0.787	1:40.335	63	0.831	1:39.752	88	0.752	1:39.080	88	0.276	1:37.399
63	1.437	1:47.523	63	0.910	1:39.534	88	1.176	1:40.220	63	0.759	1:39.432	63	1.375	1:38.491
36	4.041	1:50.127	36	4.070	1:40.090	69	8.469	1:42.205	69	10.250	1:41.285	27	1 LAP	2:04.033
69	4.716	1:50.802	69	6.095	1:41.440	13	10.959	1:43.599	13	14.220	1:42.765	69	15.757	1:43.382
13	5.703	1:51.789	13	7.191	1:41.549	74	11.733	1:43.150	74	14.920	1:42.691	74	18.732	1:41.687
74	6.531	1:52.617	74	8.414	1:41.944	45	20.881	1:47.169	45	27.543	1:46.166	13	20.585	1:44.240
45	8.571	1:54.657	45	13.543	1:45.033	33	24.457	1:45.749	36	29.624	1:40.669	45	36.404	1:46.736
56	11.455	1:57.541	33	18.539	1:46.483	36	28.459	2:04.220	33	29.776	1:44.823	36	36.500	1:44.751
33	12.117	1:58.203	56	21.418	1:50.024	56	30.932	1:49.345	56	39.765	1:48.337	33	37.386	1:45.485
86	12.762	1:58.848	86	22.297	1:49.596	86	31.934	1:49.468	86	40.879	1:48.449	56	49.685	1:47.795
55	14.546	2:00.632	55	25.139	1:50.654	55	35.934	1:50.626	55	46.078	1:49.648	86	50.559	1:47.555
6	17.617	2:03.703	6	32.378	1:54.822	6	48.467	1:55.920	81	59.187	1:50.171	55	57.170	1:48.967
66	18.133	2:04.219	66	32.660	1:54.588	81	48.520	1:55.043	66	1:00.745	1:51.039	66	1:11.055	1:48.185
81	19.088	2:05.174	81	33.308	1:54.281	66	49.210	1:56.381	6	1:03.300	1:54.337	81	1:12.082	1:50.770
3	22.001	2:08.087	3	40.130	1:58.190	3	57.244	1:56.945	3	1:14.024	1:56.284	6	1:18.759	1:53.334
37	25.210	2:11.296	37	44.373	1:59.224	37	1:02.703	1:58.161	37	1:21.232	1:58.033	3	1:31.970	1:55.821
27	34.449	2:20.535	27	1:00.914	2:06.526	27	1:24.213	2:03.130						

Weather/Track: Sun /Dry

www.mstworld.com

Page 1 of 2

Cadwell Park
Circuit Length = 2.1870 miles.
Start: 13:33 End: 13:49

Printed - 13:52 Sunday, 11 April 2010

HSCC Classic Racing Cars Championship by Chartland Properties Ltd.

RACE 2 - LAP CHART - Cadwell Park - 11 April 2010

(contd.)

Lap 6			Lap 7			Lap 8			Lap 9			Lap 10		
No	Behind	Laptime	No	Behind	Laptime	No	Behind	Laptime	No	Behind	Laptime	No	Behind	Laptime
2		1:37.707	2		1:37.310	2		1:37.652	2		1:39.826	2		1:38.029
88	0.347	1:37.778	88	0.590	1:37.553	55	1 LAP	1:50.333	63	1.580	1:39.530	63	1.283	1:37.732
63	1.712	1:38.044	63	1.535	1:37.133	63	1.876	1:37.993	88	1.876	1:39.581	88	1.783	1:37.936
37	1 LAP	2:00.743	3	1 LAP	1:58.695	88	2.121	1:39.183	66	1 LAP	1:50.991	27	2 LAPS	2:00.795
69	21.550	1:43.500	69	27.095	1:42.855	6	1 LAP	1:55.526	55	1 LAP	1:50.060	66	1 LAP	1:48.395
74	24.144	1:43.119	37	1 LAP	1:58.850	69	32.297	1:42.854	6	1 LAP	1:53.844	55	1 LAP	1:46.703
13	25.539	1:42.661	74	28.367	1:41.533	74	32.720	1:42.005	69	34.293	1:41.822	74	39.774	1:43.492
27	1 LAP	2:03.121	13	30.835	1:42.606	3	1 LAP	1:55.389	74	34.311	1:41.417	69	41.422	1:45.158
36	41.088	1:42.295	36	44.882	1:41.104	13	34.672	1:41.489	13	38.954	1:44.108	13	43.743	1:42.818
45	44.702	1:46.005	45	53.283	1:45.891	37	1 LAP	1:57.493	81	1 LAP	2:21.265	6	1 LAP	1:58.712
33	45.331	1:45.652	33	53.936	1:45.915	36	48.839	1:41.609	3	1 LAP	1:57.447	36	55.853	1:42.432
56	59.849	1:47.871	27	1 LAP	2:02.608	33	1:00.445	1:44.161	36	51.450	1:42.437	81	1 LAP	2:00.467
86	1:00.734	1:47.882	56	1:09.441	1:46.902	45	1:03.763	1:48.132	33	1:06.679	1:46.060	3	1 LAP	1:56.002
66	1:24.607	1:51.259	86	1:11.848	1:48.424	56	1:19.821	1:48.032	37	1 LAP	2:00.595	33	1:13.850	1:45.200
55	1:25.002	2:05.539	66	1:35.271	1:47.974	86	1:24.390	1:50.194	45	1:17.208	1:53.271	37	1 LAP	1:57.746
81	1:26.111	1:51.736	81	1:36.901	1:48.100	27	1 LAP	2:04.005	56	1:27.069	1:47.074	45	1:33.437	1:54.258
6	1:33.804	1:52.752							86	1:32.357	1:47.793	56	1:35.609	1:46.569
												86	1:42.820	1:48.492

Weather/Track: Sun /Dry

www.mstworld.com


Page 2 of 2

Cadwell Park
Circuit Length = 2.1870 miles.
Start: 13:33 End: 13:49

Printed - 13:52 Sunday, 11 April 2010

**HSCC Classic Racing Cars Championship by Chartland Properties Ltd.
 GRID FOR RACE 10 - Cadwell Park - 11 April 2010**

ROW 9	27 WILLIAMS	37 OWEN
ROW 8	3 SMALL	81 WILKINSON
ROW 7	6 BOSSON	55 ARNOLD
ROW 6	66 THORNTON	86 FAIRBROTHER
ROW 5	56 GIDDENS	45 HAINES
ROW 4	33 WILLIS	36 KEELE
ROW 3	13 ALFORD	69 ROSS
ROW 2	74 WAGGITT	88 SCOTT
ROW 1	63 MILICEVIC	2 GRAY
		POLE



Weather/Track: Sun /Dry

These results are provisional until the conclusion of any judicial and technical matters.

Cadwell Park
 Circuit Length = 2.1870 miles.
 Start: 13:33 End: 13:49

Clerk of the Course:		Timekeeper:
----------------------	--	-------------

HSCC Classic Racing Cars Championship by Chartland Properties Ltd.
RACE 10 - CLASSIFICATION - Cadwell Park - 11 April 2010

POS	NO	CL	DRIVER	NAT	CAR	TIME	LAPS	GAP	MPH	BEST
1	2	G	Ian GRAY		Brabham BT16	14:49.642	9		79.64	1:36.732
2	88	C	Michael SCOTT		Brabham BT30	14:50.140	9	0.498	79.60	1:36.734
3	74	G	Jon WAGGITT		Brabham BT18	15:20.798	9	31.156	76.95	1:39.936
4	69	G	Antony ROSS		Lotus 59	15:21.296	9	31.654	76.91	1:39.822
5	33	F	Andy WILLIS		Lola T200	15:51.186	9	1:01.544	74.49	1:43.510
6	45	G	Ronnie HAINES		Cooper T82	16:18.973	9	1:29.331	72.38	1:44.996
7	56	G	Cliff GIDDENS		Brabham BT16	16:19.632	9	1:29.990	72.33	1:45.381
8	86	F	Alan FAIRBROTHER		Merlyn Mk20	16:37.646	9	1:48.004	71.02	1:48.477
9	55	F	Roger ARNOLD		Merlyn Mk20	14:54.445	8	1 LAP	70.41	1:48.666
10	81	D	Stephen WILKINSON		Brabham BT21	15:16.845	8	1 LAP	68.69	1:51.091
11	6	D	Leif BOSSON		Brabham BT28	15:30.526	8	1 LAP	67.68	1:51.916

NOT CLASSIFIED

27	D	Peter WILLIAMS		Brabham BT15	8:43.108	4	D.N.F.	60.20	2:06.716
36	G	Tony KEELE		Palliser WDB3		0	D.N.F.	N/A	

FASTEST LAP

2	G	Ian GRAY		Brabham BT16	1:36.732	6	81.39mph	130.98kph
88	C	Michael SCOTT		Brabham BT30	1:36.734	7	81.39mph	130.98kph
33	F	Andy WILLIS		Lola T200	1:43.510	8	76.06mph	122.41kph
81	D	Stephen WILKINSON		Brabham BT21	1:51.091	6	70.87mph	114.05kph

Weather/Track: Sun/Dry

These results are provisional until the conclusion of any judicial and technical matters.

Cadwell Park
 Circuit Length = 2.1870 miles.
 Start: 18:08 End: 18:23

Clerk of the Course:

Timekeeper:

HSCC Classic Racing Cars Championship by Chartland Properties Ltd.
RACE 10 - LAP ANALYSIS - Cadwell Park - 11 April 2010

2	Ian GRAY	Brabham BT16
1 -	1:45.143	6 - 1:36.732
2 -	1:38.915	7 - 1:37.418
3 -	1:38.880	8 - 1:38.094
4 -	1:38.681	9 - 1:37.390
5 -	1:38.389	
6	Leif BOSSON	Brabham BT28
1 -	2:06.867	6 - 1:51.916
2 -	1:54.402	7 - 1:57.132
3 -	1:53.717	8 - 2:00.358
4 -	1:52.689	
5 -	1:53.445	
27	Peter WILLIAMS	Brabham BT15
1 -	2:22.291	
2 -	2:07.249	
3 -	2:06.716	
4 -	2:06.852	
33	Andy WILLIS	Lola T200
1 -	1:55.600	6 - 1:44.324
2 -	1:45.247	7 - 1:43.532
3 -	1:44.925	8 - 1:43.510
4 -	1:44.590	9 - 1:45.556
5 -	1:43.902	
36	Tony KEELE	Palliser WDB3
45	Ronnie HAINES	Cooper T82
1 -	2:00.281	6 - 1:46.685
2 -	1:48.862	7 - 1:46.903
3 -	1:49.362	8 - 1:44.996
4 -	1:48.667	9 - 1:45.672
5 -	1:47.545	

Weather/Track: Sun/Dry

www.mstworld.com

Page 1 of 3

Cadwell Park
 Circuit Length = 2.1870 miles.
 Start: 18:08 End: 18:23

Printed - 18:26 Sunday, 11 April 2010

HSCC Classic Racing Cars Championship by Chartland Properties Ltd.
RACE 10 - LAP ANALYSIS - Cadwell Park - 11 April 2010
 (contd.)

55	Roger ARNOLD	Merlyn Mk20
1 - 2:02.238	6 - 1:49.565	
2 - 1:50.976	7 - 1:48.666	
3 - 1:51.049	8 - 1:51.026	
4 - 1:50.715		
5 - 1:50.210		
56	Cliff GIDDENS	Brabham BT16
1 - 2:02.393	6 - 1:46.365	
2 - 1:49.490	7 - 1:46.872	
3 - 1:48.275	8 - 1:45.608	
4 - 1:48.239	9 - 1:45.381	
5 - 1:47.009		
69	Antony ROSS	Lotus 59
1 - 1:49.719	6 - 1:40.446	
2 - 1:43.058	7 - 1:40.238	
3 - 1:42.940	8 - 1:39.822	
4 - 1:42.455	9 - 1:40.422	
5 - 1:42.196		
74	Jon WAGGITT	Brabham BT18
1 - 1:48.964	6 - 1:40.292	
2 - 1:42.439	7 - 1:40.508	
3 - 1:43.356	8 - 1:39.936	
4 - 1:41.367	9 - 1:40.541	
5 - 1:43.395		
81	Stephen WILKINSON	Brabham BT21
1 - 2:05.387	6 - 1:51.091	
2 - 1:54.116	7 - 1:52.189	
3 - 1:55.396	8 - 1:53.049	
4 - 1:53.770		
5 - 1:51.847		
86	Alan FAIRBROTHER	Merlyn Mk20
1 - 2:00.870	6 - 1:50.499	
2 - 1:49.034	7 - 1:48.477	
3 - 1:49.287	8 - 1:49.206	
4 - 1:49.050	9 - 1:51.801	
5 - 1:49.422		

Weather/Track: Sun/Dry

www.mstworld.com

Page 2 of 3

Cadwell Park
 Circuit Length = 2.1870 miles.
 Start: 18:08 End: 18:23

Printed - 18:26 Sunday, 11 April 2010

HSCC Classic Racing Cars Championship by Chartland Properties Ltd.
RACE 10 - LAP ANALYSIS - Cadwell Park - 11 April 2010
(contd.)

88	Michael SCOTT	Brabham BT30
1 - 1:45.869	6 - 1:37.463	
2 - 1:38.701	7 - 1:36.734	
3 - 1:38.577	8 - 1:37.921	
4 - 1:38.667	9 - 1:37.651	
5 - 1:38.557		

HSCC Classic Racing Cars Championship by Chartland Properties Ltd.
RACE 10 - LAP CHART - Cadwell Park - 11 April 2010

Lap 1			Lap 2			Lap 3			Lap 4			Lap 5		
No	Behind	Laptime	No	Behind	Laptime	No	Behind	Laptime	No	Behind	Laptime	No	Behind	Laptime
2		1:45.143	2		1:38.915	2		1:38.880	2		1:38.681	2		1:38.389
88	0.726	1:45.869	88	0.512	1:38.701	88	0.209	1:38.577	88	0.195	1:38.667	88	0.363	1:38.557
74	3.821	1:48.964	74	7.345	1:42.439	74	11.821	1:43.356	74	14.507	1:41.367	74	19.513	1:43.395
69	4.576	1:49.719	69	8.719	1:43.058	69	12.779	1:42.940	69	16.553	1:42.455	69	20.360	1:42.196
33	10.457	1:55.600	33	16.789	1:45.247	33	22.834	1:44.925	33	28.743	1:44.590	27	1 LAP	2:06.852
45	15.138	2:00.281	45	25.085	1:48.862	45	35.567	1:49.362	45	45.553	1:48.667	33	34.256	1:43.902
86	15.727	2:00.870	86	25.846	1:49.034	86	36.253	1:49.287	86	46.622	1:49.050	45	54.709	1:47.545
55	17.095	2:02.238	56	27.825	1:49.490	56	37.220	1:48.275	56	46.778	1:48.239	56	55.398	1:47.009
56	17.250	2:02.393	55	29.156	1:50.976	55	41.325	1:51.049	55	53.359	1:50.715	86	57.655	1:49.422
81	20.244	2:05.387	81	35.445	1:54.116	81	51.961	1:55.396	6	1:06.056	1:52.689	55	1:05.180	1:50.210
6	21.724	2:06.867	6	37.211	1:54.402	6	52.048	1:53.717	81	1:07.050	1:53.770	81	1:20.508	1:51.847
27	37.148	2:22.291	27	1:05.482	2:07.249	27	1:33.318	2:06.716				6	1:21.112	1:53.445

Weather/Track: Sun/Dry

www.mstworld.com

Cadwell Park
Circuit Length = 2.1870 miles.
Start: 18:08 End: 18:23

HSCC Classic Racing Cars Championship by Chartland Properties Ltd.
RACE 10 - LAP CHART - Cadwell Park - 11 April 2010
 (contd.)

Lap 6			Lap 7			Lap 8			Lap 9			Lap 10		
No	Behind	Laptime	No	Behind	Laptime	No	Behind	Laptime	No	Behind	Laptime	No	Behind	Laptime
2		1:36.732	2		1:37.418	2		1:38.094	2		1:37.390			
88	1.094	1:37.463	88	0.410	1:36.734	88	0.237	1:37.921	88	0.498	1:37.651			
74	23.073	1:40.292	74	26.163	1:40.508	81	1 LAP	1:52.189	55	1 LAP	1:51.026			
69	24.074	1:40.446	69	26.894	1:40.238	6	1 LAP	1:57.132	81	1 LAP	1:53.049			
33	41.848	1:44.324	33	47.962	1:43.532	74	28.005	1:39.936	74	31.156	1:40.541			
45	1:04.662	1:46.685	45	1:14.147	1:46.903	69	28.622	1:39.822	69	31.654	1:40.422			
56	1:05.031	1:46.365	56	1:14.485	1:46.872	33	53.378	1:43.510	6	1 LAP	2:00.358			
86	1:11.422	1:50.499	86	1:22.481	1:48.477	45	1:21.049	1:44.996	33	1:01.544	1:45.556			
55	1:18.013	1:49.565	55	1:29.261	1:48.666	56	1:21.999	1:45.608	45	1:29.331	1:45.672			
81	1:34.867	1:51.091				86	1:33.593	1:49.206	56	1:29.990	1:45.381			
6	1:36.296	1:51.916							86	1:48.004	1:51.801			

Weather/Track: Sun/Dry

www.mstworld.com

Page 2 of 2

Cadwell Park
 Circuit Length = 2.1870 miles.
 Start: 18:08 End: 18:23

Printed - 18:26 Sunday, 11 April 2010

HSCC Historic Road Sports Supported by Zircotec
QUALIFYING - RACE 3 - Cadwell Park - 11 April 2010

POS	NO	CL	DRIVER	NAT	CAR	TIME	LAPS	GAP	MPH
1	5	C	Dave RANDALL		Ginetta G4	1:42.223	9		77.02
2	46	C	Paul TOOMS		Lotus Elan S1	1:43.685	9	1.462	75.93
3	69	C	Andy SHEPHERD		Lotus Seven	1:45.495	8	3.272	74.63
4	25	C	Jim GRANT		Lotus Elan	1:49.009	9	6.786	72.22
5	15	B	Mike EAGLES		Milano GT Mk1	1:49.580	9	7.357	71.84
6	71	E	Dick COFFEY		Turner Mk1	1:49.818	9	7.595	71.69
7	87	C	Bill SMITH		Marcos 1600GT	1:51.610	9	9.387	70.54
8	32	E	Patrick WARD-BOOTH		Ginetta G4	1:53.949	9	11.726	69.09
9	13	D	Dean FORWARD		Alfa Romeo Guilia Sport GT	1:55.232	8	13.009	68.32
10	72	C	Jim GATHERCOLE		Lotus Elan +2	1:57.579	8	15.356	66.96
11	10	E	Peter BORNHAUSER		Ginetta G15	2:00.195	8	17.972	65.50
12	68	D	Steven BEE		Volvo 1800S	2:01.315	8	19.092	64.89
13	33	C	Brian COWAN		Lotus Elan	2:01.846	8	19.623	64.61
14	93	D	Glynn EVANS		Porsche 911	2:02.524	8	20.301	64.25
15	91	F	Richard OWEN		Triumph TR2	2:03.239	8	21.016	63.88

Weather/Track: Sun /Dry

These results are provisional until the conclusion of any judicial and technical matters.

Cadwell Park
 Circuit Length = 2.1870 miles.
 Start: 09:49 End: 10:04

Clerk of the Course:		Timekeeper:
----------------------	--	-------------

HSCC Historic Road Sports Supported by Zircotec
QUALIFYING - LAP ANALYSIS - Cadwell Park - 11 April 2010

5	Dave RANDALL	Ginetta G4
1 - X:00.000	6 - 1:45.095	
2 - 2:02.810	7 - 1:42.223	
3 - 1:47.461	8 - 1:50.840	
4 - 1:45.770	9 - 1:44.693	
5 - 1:46.649		
10	Peter BORNHAUSER	Ginetta G15
1 - X:00.000	6 - 2:00.195	
2 - 2:19.819	7 - 2:01.448	
3 - 2:08.402	8 - 2:00.704	
4 - 2:03.627		
5 - 2:02.277		
13	Dean FORWARD	Alfa Romeo Guilina Sport GT
1 - X:00.000	6 - 1:57.672	
2 - 2:18.513	7 - 1:55.232	
3 - 2:03.859	8 - 1:55.301	
4 - 2:01.012		
5 - 1:59.522		
15	Mike EAGLES	Milano GT Mk1
1 - X:00.000	6 - 1:51.006	
2 - 2:13.577	7 - 2:03.636	
3 - 1:53.568	8 - 1:50.749	
4 - 1:49.580	9 - 1:51.427	
5 - 1:50.449		
25	Jim GRANT	Lotus Elan
1 - X:00.000	6 - 1:49.553	
2 - 2:13.173	7 - 1:49.888	
3 - 1:55.510	8 - 1:58.932	
4 - 1:51.562	9 - 1:49.009	
5 - 1:50.184		
32	Patrick WARD-BOOTH	Ginetta G4
1 - X:00.000	6 - 1:55.131	
2 - 2:13.948	7 - 1:55.665	
3 - 1:57.638	8 - 1:54.946	
4 - 1:56.640	9 - 1:53.949	
5 - 1:54.881		

Weather/Track: Sun /Dry

www.mstworld.com

Page 1 of 3

Cadwell Park
Circuit Length = 1.4810 miles.
Start: 09:49 End: 10:04

Printed - 10:07 Sunday, 11 April 2010

HSCC Historic Road Sports Supported by Zircotec
QUALIFYING - LAP ANALYSIS - Cadwell Park - 11 April 2010
 (contd.)

33	Brian COWAN	Lotus Elan
1 - X:00.000	6 - 2:02.584	
2 - 2:23.676	7 - 2:03.597	
3 - 2:14.738	8 - 2:01.846	
4 - 2:11.294		
5 - 2:07.242		
46	Paul TOOMS	Lotus Elan S1
1 - X:00.000	6 - 1:47.005	
2 - 1:59.333	7 - 1:43.875	
3 - 1:46.072	8 - 1:44.269	
4 - 1:44.343	9 - 1:47.798	
5 - 1:43.685		
68	Steven BEE	Volvo 1800S
1 - X:00.000	6 - 2:01.315	
2 - 2:12.955	7 - 2:01.800	
3 - 2:10.609	8 - 2:03.016	
4 - 2:02.979		
5 - 2:02.508		
69	Andy SHEPHERD	Lotus Seven
1 - X:00.000	6 - 1:47.218	
2 - 2:00.660	7 - 1:45.495	
3 - 1:49.730	8 - 1:49.740	
4 - 1:49.068		
5 - 1:46.610		
71	Dick COFFEY	Turner Mk1
1 - X:00.000	6 - 1:53.706	
2 - 2:05.594	7 - 1:50.950	
3 - 1:59.007	8 - 1:49.818	
4 - 1:52.724	9 - 1:51.272	
5 - 1:55.057		
72	Jim GATHERCOLE	Lotus Elan +2
1 - X:00.000	6 - 2:02.850	
2 - 2:12.224	7 - 1:57.579	
3 - 2:03.071	8 - 1:57.694	
4 - 2:01.930		
5 - 2:01.310		

Weather/Track: Sun /Dry

www.mstworld.com

Page 2 of 3


Cadwell Park
 Circuit Length = 1.4810 miles.
 Start: 09:49 End: 10:04

Printed - 10:07 Sunday, 11 April 2010

HSCC Historic Road Sports Supported by Zircotec
QUALIFYING - LAP ANALYSIS - Cadwell Park - 11 April 2010
 (contd.)

87	Bill SMITH	Marcos 1600GT
1 - X:00.000	6 - 1:51.610	
2 - 2:04.999	7 - 1:54.150	
3 - 1:57.393	8 - 1:53.482	
4 - 1:53.190	9 - 1:53.987	
5 - 1:53.832		
91	Richard OWEN	Triumph TR2
1 - X:00.000	6 - 2:03.239	
2 - 2:19.088	7 - 2:04.005	
3 - 2:13.559	8 - 2:05.008	
4 - 2:10.612		
5 - 2:07.953		
93	Glynn EVANS	Porsche 911
1 - X:00.000	6 - 2:04.021	
2 - 2:21.229	7 - 2:09.546	
3 - 2:14.010	8 - 2:02.524	
4 - 2:07.835		
5 - 2:05.841		

HSCC Historic Road Sports Supported by Zircotec
GRID FOR RACE 3 - Cadwell Park - 11 April 2010

ROW 8		91 OWEN
ROW 7	93 EVANS	33 COWAN
ROW 6	68 BEE	10 BORNHAUSER
ROW 5	72 GATHERCOLE	13 FORWARD
ROW 4	32 WARD-BOOTH	87 SMITH
ROW 3	71 COFFEY	15 EAGLES
ROW 2	25 GRANT	69 SHEPHERD
ROW 1	46 TOOMS	5 RANDALL
POLE		
		

Weather/Track: Sun /Dry
These results are provisional until the conclusion of any judicial and technical matters.

Cadwell Park
 Circuit Length = 1.4810 miles.
 Start: 09:49 End: 10:04

Clerk of the Course:		Timekeeper:
----------------------	--	-------------

HSCC Historic Road Sports Supported by Zircotec
RACE 3 - CLASSIFICATION - Cadwell Park - 11 April 2010

POS	NO	CL	DRIVER	NAT	CAR	TIME	LAPS	GAP	MPH	BEST
1	5	C	Dave RANDALL		Ginetta G4	20:58.314	12		75.08	1:42.999
2	46	C	Paul TOOMS		Lotus Elan S1	21:11.318	12	13.004	74.31	1:43.219
3	69	C	Andy SHEPHERD		Lotus Seven	21:28.978	12	30.664	73.29	1:45.852
4	25	C	Jim GRANT		Lotus Elan	22:10.696	12	1:12.382	70.99	1:47.797
5	71	E	Dick COFFEY		Turner Mk1	22:21.511	12	1:23.197	70.42	1:49.220
6	87	C	Bill SMITH		Marcos 1600GT	22:36.691	12	1:38.377	69.63	1:50.711
7	32	E	Patrick WARD-BOOTH		Ginetta G4	22:52.470	12	1:54.156	68.83	1:50.806
8	13	D	Dean FORWARD		Alfa Romeo Guilia Sport GT	21:06.479	11	1 LAP	68.38	1:52.804
9	10	E	Peter BORNHAUSER		Ginetta G15	21:58.621	11	1 LAP	65.67	1:56.639
10	93	D	Glynn EVANS		Porsche 911	22:23.073	11	1 LAP	64.48	1:59.706
11	68	D	Steven BEE		Volvo 1800S	22:23.796	11	1 LAP	64.44	1:58.921
12	91	F	Richard OWEN		Triumph TR2	22:54.330	11	1 LAP	63.01	2:00.765
13	33	C	Brian COWAN		Lotus Elan	23:18.662	11	1 LAP	61.92	1:57.152
14	15	B	Mike EAGLES		Milano GT Mk1	16:38.861	9	3 LAPS	70.94	1:49.005

NOT CLASSIFIED

72	C	David GATHERCOLE		Lotus Elan +2	7:31.582	4	D.N.F.	69.73	1:49.867
----	---	------------------	--	---------------	----------	---	--------	-------	----------

FASTEST LAP

5	C	Dave RANDALL		Ginetta G4	1:42.999	4	76.44mph	123.01kph
15	B	Mike EAGLES		Milano GT Mk1	1:49.005	8	72.22mph	116.23kph
71	E	Dick COFFEY		Turner Mk1	1:49.220	6	72.08mph	116.01kph
13	D	Dean FORWARD		Alfa Romeo Guilia Sport GT	1:52.804	5	69.79mph	112.32kph
91	F	Richard OWEN		Triumph TR2	2:00.765	10	65.19mph	104.92kph

Weather/Track: Bright/Dry

These results are provisional until the conclusion of any judicial and technical matters.

Cadwell Park
 Circuit Length = 2.1870 miles.
 Start: 14:00 End: 14:21

Clerk of the Course:

Timekeeper:

HSCC Historic Road Sports Supported by Zircotec
RACE 3 - LAP ANALYSIS - Cadwell Park - 11 April 2010

5	Dave RANDALL	Ginetta G4
1 - 1:51.215	6 - 1:43.652	11 - 1:44.678
2 - 1:45.522	7 - 1:44.767	12 - 1:46.172
3 - 1:44.207	8 - 1:43.670	
4 - 1:42.999	9 - 1:44.505	
5 - 1:43.662	10 - 1:43.265	
10	Peter BORNHAUSER	Ginetta G15
1 - 2:10.866	6 - 1:57.659	11 - 2:00.083
2 - 1:58.857	7 - 1:57.796	
3 - 1:58.451	8 - 2:00.401	
4 - 1:57.872	9 - 2:00.622	
5 - 1:56.639	10 - 1:59.375	
13	Dean FORWARD	Alfa Romeo Guilias Sport GT
1 - 2:06.138	6 - 1:52.990	11 - 1:57.503
2 - 1:55.341	7 - 1:53.345	
3 - 1:53.974	8 - 1:53.943	
4 - 1:53.942	9 - 1:53.588	
5 - 1:52.804	10 - 1:52.911	
15	Mike EAGLES	Milano GT Mk1
1 - 1:57.885	6 - 1:49.673	
2 - 1:50.586	7 - 1:49.031	
3 - 1:50.035	8 - 1:49.005	
4 - 1:49.586	9 - 1:53.398	
5 - 1:49.662		
25	Jim GRANT	Lotus Elan
1 - 1:59.013	6 - 1:49.377	11 - 1:54.572
2 - 1:50.620	7 - 1:48.863	12 - 1:51.734
3 - 1:50.162	8 - 1:49.348	
4 - 1:49.738	9 - 1:47.797	
5 - 1:49.066	10 - 1:50.406	
32	Patrick WARD-BOOTH	Ginetta G4
1 - 2:00.470	6 - 1:51.939	11 - 1:51.287
2 - 1:51.599	7 - 1:51.649	12 - 1:55.010
3 - 1:52.934	8 - 1:50.806	
4 - 1:53.589	9 - 2:07.439	
5 - 1:53.170	10 - 1:52.578	

Weather/Track: Bright/Dry

www.mstworld.com

Page 1 of 3

Cadwell Park
 Circuit Length = 2.1870 miles.
 Start: 14:00 End: 14:21

Printed - 14:24 Sunday, 11 April 2010

HSCC Historic Road Sports Supported by Zircotec
RACE 3 - LAP ANALYSIS - Cadwell Park - 11 April 2010
 (contd.)

33	Brian COWAN	Lotus Elan
1 - 2:13.336	6 - 1:57.449	11 - 2:24.554
2 - 1:59.017	7 - 2:10.720	
3 - 1:58.315	8 - 2:12.333	
4 - 1:57.667	9 - 2:12.009	
5 - 1:57.152	10 - 2:16.110	
46	Paul TOOMS	Lotus Elan S1
1 - 1:51.845	6 - 1:43.480	11 - 1:43.979
2 - 1:45.653	7 - 1:44.540	12 - 1:58.869
3 - 1:44.067	8 - 1:43.728	
4 - 1:43.468	9 - 1:44.502	
5 - 1:43.219	10 - 1:43.968	
68	Steven BEE	Volvo 1800S
1 - 2:11.775	6 - 2:02.093	11 - 2:02.416
2 - 2:00.344	7 - 1:58.921	
3 - 2:04.468	8 - 2:02.471	
4 - 2:00.289	9 - 1:59.622	
5 - 2:00.441	10 - 2:00.956	
69	Andy SHEPHERD	Lotus Seven
1 - 1:54.763	6 - 1:45.886	11 - 1:45.852
2 - 1:46.519	7 - 1:45.920	12 - 1:47.509
3 - 1:46.139	8 - 1:47.007	
4 - 1:48.598	9 - 1:47.554	
5 - 1:46.588	10 - 1:46.643	
71	Dick COFFEY	Turner Mk1
1 - 2:01.122	6 - 1:49.220	11 - 1:49.263
2 - 1:59.278	7 - 1:49.486	12 - 1:54.290
3 - 1:49.990	8 - 1:50.053	
4 - 1:49.580	9 - 1:50.576	
5 - 1:49.265	10 - 1:49.388	
72	David GATHERCOLE	Lotus Elan +2
1 - 1:59.527		
2 - 1:51.584		
3 - 1:49.867		
4 - 1:50.604		

Weather/Track: Bright/Dry

www.mstworld.com

Page 2 of 3

Cadwell Park
 Circuit Length = 2.1870 miles.
 Start: 14:00 End: 14:21
 Printed - 14:24 Sunday, 11 April 2010

HSCC Historic Road Sports Supported by Zircotec
RACE 3 - LAP ANALYSIS - Cadwell Park - 11 April 2010
 (contd.)

87	Bill SMITH	Marcos 1600GT			
1 -	2:02.490	6 -	1:51.001	11 -	1:52.827
2 -	1:54.689	7 -	1:51.563	12 -	1:53.744
3 -	1:52.433	8 -	1:50.711		
4 -	1:52.251	9 -	1:51.452		
5 -	1:51.411	10 -	1:52.119		
91	Richard OWEN	Triumph TR2			
1 -	2:16.493	6 -	2:04.205	11 -	2:00.817
2 -	2:05.006	7 -	2:05.718		
3 -	2:06.554	8 -	2:02.502		
4 -	2:04.084	9 -	2:01.089		
5 -	2:07.097	10 -	2:00.765		
93	Glynn EVANS	Porsche 911			
1 -	2:13.589	6 -	2:00.375	11 -	2:02.280
2 -	2:00.845	7 -	2:00.482		
3 -	2:01.173	8 -	2:01.926		
4 -	2:00.099	9 -	1:59.706		
5 -	2:00.546	10 -	2:02.052		

HSCC Historic Road Sports Supported by Zircotec
RACE 3 - LAP CHART - Cadwell Park - 11 April 2010

Lap 1			Lap 2			Lap 3			Lap 4			Lap 5		
No	Behind	Laptime	No	Behind	Laptime	No	Behind	Laptime	No	Behind	Laptime	No	Behind	Laptime
5		1:51.215	5		1:45.522	5		1:44.207	5		1:42.999	5		1:43.662
46	0.630	1:51.845	46	0.761	1:45.653	46	0.621	1:44.067	46	1.090	1:43.468	46	0.647	1:43.219
69	3.548	1:54.763	69	4.545	1:46.519	69	6.477	1:46.139	69	12.076	1:48.598	69	15.002	1:46.588
15	6.670	1:57.885	15	11.734	1:50.586	15	17.562	1:50.035	15	24.149	1:49.586	15	30.149	1:49.662
25	7.798	1:59.013	25	12.896	1:50.620	25	18.851	1:50.162	25	25.590	1:49.738	25	30.994	1:49.066
72	8.312	1:59.527	72	14.374	1:51.584	72	20.034	1:49.867	72	27.639	1:50.604	71	41.630	1:49.265
32	9.255	2:00.470	32	15.332	1:51.599	32	24.059	1:52.934	32	34.649	1:53.589	32	44.157	1:53.170
71	9.907	2:01.122	87	20.442	1:54.689	87	28.668	1:52.433	71	36.027	1:49.580	87	45.669	1:51.411
87	11.275	2:02.490	71	23.663	1:59.278	71	29.446	1:49.990	87	37.920	1:52.251	13	54.594	1:52.804
13	14.923	2:06.138	13	24.742	1:55.341	13	34.509	1:53.974	13	45.452	1:53.942	10	1:15.080	1:56.639
10	19.651	2:10.866	10	32.986	1:58.857	10	47.230	1:58.451	10	1:02.103	1:57.872	33	1:17.882	1:57.152
68	20.560	2:11.775	68	35.382	2:00.344	33	49.724	1:58.315	33	1:04.392	1:57.667	93	1:28.647	2:00.546
33	22.121	2:13.336	33	35.616	1:59.017	93	54.663	2:01.173	93	1:11.763	2:00.099	68	1:29.712	2:00.441
93	22.374	2:13.589	93	37.697	2:00.845	68	55.643	2:04.468	68	1:12.933	2:00.289			
91	25.278	2:16.493	91	44.762	2:05.006	91	1:07.109	2:06.554	91	1:28.194	2:04.084			

Weather/Track: Bright/Dry

www.mstworld.com

Cadwell Park
 Circuit Length = 2.1870 miles.
 Start: 14:00 End: 14:21

Printed - 14:24 Sunday, 11 April 2010

HSCC Historic Road Sports Supported by Zircotec
RACE 3 - LAP CHART - Cadwell Park - 11 April 2010
 (contd.)

Lap 6			Lap 7			Lap 8			Lap 9			Lap 10		
No	Behind	Laptime	No	Behind	Laptime	No	Behind	Laptime	No	Behind	Laptime	No	Behind	Laptime
5		1:43.652	5		1:44.767	5		1:43.670	5		1:44.505	5		1:43.265
46	0.475	1:43.480	46	0.248	1:44.540	46	0.306	1:43.728	46	0.303	1:44.502	46	1.006	1:43.968
91	1 LAP	2:07.097	93	1 LAP	2:00.375	33	1 LAP	2:10.720	10	1 LAP	2:00.401	69	28.153	1:46.643
69	17.236	1:45.886	68	1 LAP	2:02.093	93	1 LAP	2:00.482	69	24.775	1:47.554	10	1 LAP	2:00.622
15	36.170	1:49.673	69	18.389	1:45.920	68	1 LAP	1:58.921	93	1 LAP	2:01.926	93	1 LAP	1:59.706
25	36.719	1:49.377	91	1 LAP	2:04.205	69	21.726	1:47.007	68	1 LAP	2:02.471	68	1 LAP	1:59.622
71	47.198	1:49.220	15	40.434	1:49.031	15	45.769	1:49.005	33	1 LAP	2:12.333	25	56.926	1:50.406
32	52.444	1:51.939	25	40.815	1:48.863	25	46.493	1:49.348	25	49.785	1:47.797	71	1:10.494	1:49.388
87	53.018	1:51.001	71	51.917	1:49.486	91	1 LAP	2:05.718	15	54.662	1:53.398	33	1 LAP	2:12.009
13	1:03.932	1:52.990	32	59.326	1:51.649	71	58.300	1:50.053	71	1:04.371	1:50.576	87	1:22.656	1:52.119
10	1:29.087	1:57.659	87	59.814	1:51.563	32	1:06.462	1:50.806	91	1 LAP	2:02.502	91	1 LAP	2:01.089
33	1:31.679	1:57.449	13	1:12.510	1:53.345	87	1:06.855	1:50.711	87	1:13.802	1:51.452	32	1:38.709	1:52.578
			10	1:42.116	1:57.796	13	1:22.783	1:53.943	32	1:29.396	2:07.439	13	1:41.512	1:52.911
									13	1:31.866	1:53.588			

Weather/Track: Bright/Dry

www.mstworld.com

Cadwell Park
 Circuit Length = 2.1870 miles.
 Start: 14:00 End: 14:21

Printed - 14:24 Sunday, 11 April 2010

HSCC Historic Road Sports Supported by Zircotec
RACE 3 - LAP CHART - Cadwell Park - 11 April 2010
 (contd.)

Lap 11			Lap 12			Lap 13			Lap 14			Lap 15		
No	Behind	Laptime	No	Behind	Laptime	No	Behind	Laptime	No	Behind	Laptime	No	Behind	Laptime
5		1:44.678	5		1:46.172									
46	0.307	1:43.979	13	1 LAP	1:57.503									
69	29.327	1:45.852	46	13.004	1:58.869									
10	1 LAP	1:59.375	69	30.664	1:47.509									
25	1:06.820	1:54.572	10	1 LAP	2:00.083									
93	1 LAP	2:02.052	25	1:12.382	1:51.734									
68	1 LAP	2:00.956	71	1:23.197	1:54.290									
71	1:15.079	1:49.263	93	1 LAP	2:02.280									
87	1:30.805	1:52.827	68	1 LAP	2:02.416									
91	1 LAP	2:00.765	87	1:38.377	1:53.744									
33	1 LAP	2:16.110	32	1:54.156	1:55.010									
32	1:45.318	1:51.287	91	1 LAP	2:00.817									
			33	1 LAP	2:24.554									

Weather/Track: Bright/Dry

www.mstworld.com

Cadwell Park
 Circuit Length = 2.1870 miles.
 Start: 14:00 End: 14:21
 Printed - 14:24 Sunday, 11 April 2010

HSCC/FJHRA Miller Oils Historic Formula Junior Race A
QUALIFYING - RACE 4 - Cadwell Park - 11 April 2010

POS	NO	CL	DRIVER	NAT	CAR	TIME	LAPS	GAP	MPH
1	2	B	Jack WOODHOUSE		Elva 100	1:44.642	9		75.23
2	4	B	Derek WALKER		Terrier Mk IV	1:46.008	9	1.366	74.27
3	11	B	Brian MITCHAM		Mallock U2	1:48.661	9	4.019	72.45
4	25	B	Andrew TART		Bond FJ	1:49.473	7	4.831	71.91
5	29	B	William GRIMSHAW		Moorland Mk1	1:50.965	9	6.323	70.95
6	6	B	Stephen BARLOW		BMC Mk1	1:51.456	9	6.814	70.64
7	15	B	David HALL		BMC Mk1	1:52.450	9	7.808	70.01
8	99	B	Peter StBARBE		Elva 100	1:55.090	9	10.448	68.40
9	22	B	Justin FLEMING		Elva 100	1:55.592	8	10.950	68.11
10	26	B	Roger DEXTER		Elva 100	1:57.580	8	12.938	66.96
11	8	B	Gordon RUSSELL		Gemini Mk11	1:58.029	8	13.387	66.70
12	12	A	Tony PEARSON		Bandini	2:05.048	4	20.406	62.96
13	17	B	Vernon WILLIAMSON		Scorpion	2:05.510	8	20.868	62.73
14	18	B	Stephen BULLING		Sadler	2:05.679	8	21.037	62.64

Weather/Track: Sun /Dry

These results are provisional until the conclusion of any judicial and technical matters.

Cadwell Park
 Circuit Length = 2.1870 miles.
 Start: 10:11 End: 10:26

Clerk of the Course:		Timekeeper:
----------------------	--	-------------

**HSCC/FJHRA Miller Oils Historic Formula Junior Race A
QUALIFYING - LAP ANALYSIS - Cadwell Park - 11 April 2010**

2	Jack WOODHOUSE	Elva 100
1 -	7:30.513	6 - 1:45.234
2 -	1:55.867	7 - 1:46.147
3 -	1:47.904	8 - 1:44.642
4 -	1:46.209	9 - 1:46.541
5 -	1:46.276	
4	Derek WALKER	Terrier Mk IV
1 -	7:33.297	6 - 1:46.008
2 -	1:59.293	7 - 1:46.918
3 -	1:49.719	8 - 1:48.045
4 -	1:48.937	9 - 1:49.012
5 -	1:48.377	
6	Stephen BARLOW	BMC Mk1
1 -	7:27.456	6 - 2:00.563
2 -	2:16.636	7 - 1:52.268
3 -	1:57.344	8 - 1:53.201
4 -	1:52.964	9 - 1:51.456
5 -	1:52.541	
8	Gordon RUSSELL	Gemini Mk11
1 -	7:31.146	6 - 1:58.029
2 -	2:03.714	7 - 1:58.960
3 -	2:00.928	8 - 2:03.262
4 -	2:01.270	
5 -	1:59.340	
11	Brian MITCHAM	Mallock U2
1 -	7:18.160	6 - 1:48.661
2 -	1:51.648	7 - 1:50.173
3 -	1:49.107	8 - 1:50.570
4 -	1:48.841	9 - 1:50.250
5 -	1:48.992	
12	Tony PEARSON	Bandini
1 -	X:00.000	
2 -	2:11.503	
3 -	2:10.719	
4 -	2:05.048	

Weather/Track: Sun /Dry

www.mstworld.com

Page 1 of 3

Cadwell Park
Circuit Length = 1.4810 miles.
Start: 10:11 End: 10:26

Printed - 10:29 Sunday, 11 April 2010

HSCC/FJHRA Miller Oils Historic Formula Junior Race A
QUALIFYING - LAP ANALYSIS - Cadwell Park - 11 April 2010
 (contd.)

15	David HALL	BMC Mk1
1 -	7:31.029	6 - 1:53.201
2 -	1:56.840	7 - 1:54.576
3 -	1:52.450	8 - 1:54.029
4 -	1:53.039	9 - 1:55.535
5 -	1:52.584	
17	Vernon WILLIAMSON	Scorpion
1 -	7:44.433	6 - 2:07.470
2 -	2:14.678	7 - 2:06.429
3 -	2:08.827	8 - 2:05.510
4 -	2:08.865	
5 -	2:07.603	
18	Stephen BULLING	Sadler
1 -	7:47.184	6 - 2:09.575
2 -	2:16.888	7 - 2:07.952
3 -	2:08.067	8 - 2:07.017
4 -	2:05.679	
5 -	2:08.589	
22	Justin FLEMING	Elva 100
1 -	7:40.182	6 - 1:56.562
2 -	2:13.012	7 - 1:55.592
3 -	2:01.983	8 - 1:57.164
4 -	1:57.065	
5 -	1:56.264	
25	Andrew TART	Bond FJ
1 -	7:20.673	6 - 1:49.473
2 -	1:55.995	7 - 1:54.269
3 -	1:51.710	
4 -	1:50.084	
5 -	1:51.162	
26	Roger DEXTER	Elva 100
1 -	7:42.923	6 - 1:57.604
2 -	2:12.666	7 - 1:57.580
3 -	2:02.656	8 - 2:10.707
4 -	1:59.786	
5 -	1:58.636	

Weather/Track: Sun /Dry

www.mstworld.com

Page 2 of 3

Cadwell Park
 Circuit Length = 1.4810 miles.
 Start: 10:11 End: 10:26

Printed - 10:29 Sunday, 11 April 2010


HSCC/FJHRA Miller Oils Historic Formula Junior Race A
QUALIFYING - LAP ANALYSIS - Cadwell Park - 11 April 2010
(contd.)

29	William GRIMSHAW	Moorland Mk1
1 - 7:40.070	6 - 1:53.292	
2 - 2:05.572	7 - 1:51.282	
3 - 1:59.745	8 - 1:59.315	
4 - 1:56.586	9 - 1:50.965	
5 - 1:54.523		
99	Peter StBARBE	Elva 100
1 - 7:26.329	6 - 1:55.878	
2 - 2:00.859	7 - 1:55.935	
3 - 1:58.047	8 - 1:56.749	
4 - 1:55.616	9 - 1:55.090	
5 - 1:56.574		

HSCC/FJHRA Miller Oils Historic Formula Junior Race A

AMENDED GRID FOR RACE 4 - Cadwell Park - 11 April 2010

ROW 7		18 BULLING
	17 WILLIAMSON	
ROW 6		12 PEARSON
	8 RUSSELL	
ROW 5		26 DEXTER
	22 FLEMING	
ROW 4		99 SIBARBE
	15 HALL	
ROW 3		6 BARLOW
	29 GRIMSHAW	
ROW 2		11 MITCHAM
	4 WALKER	
ROW 1		2 WOODHOUSE
		POLE



Car 25 withdrawn.

Weather/Track: Sun /Dry

These results are provisional until the conclusion of any judicial and technical matters.

Cadwell Park

Circuit Length = 2.1870 miles.

Start: 10:11 End: 10:26

Clerk of the Course:

Timekeeper:

HSCC/FJHRA Miller Oils Historic Formula Junior Race A

RACE 4 - CLASSIFICATION - Cadwell Park - 11 April 2010

POS	NO	CL	DRIVER	NAT	CAR	TIME	LAPS	GAP	MPH	BEST
1	2	B	Jack WOODHOUSE		Elva 100	21:17.744	12		73.94	1:44.892
2	4	B	Derek WALKER		Terrier Mk IV	21:34.788	12	17.044	72.96	1:45.937
3	15	B	David HALL		BMC Mk1	22:36.959	12	1:19.215	69.62	1:50.201
4	99	B	Peter StBARBE		Elva 100	22:39.094	12	1:21.350	69.51	1:51.120
5	6	B	Stephen BARLOW		BMC Mk1	22:40.082	12	1:22.338	69.46	1:51.384
6	29	B	William GRIMSHAW		Moorland Mk1	22:40.737	12	1:22.993	69.43	1:51.295
7	22	B	Justin FLEMING		Elva 100	21:18.493	11	1 LAP	67.74	1:53.999
8	26	B	Roger DEXTER		Elva 100	22:04.488	11	1 LAP	65.38	1:57.870
9	17	B	Vernon WILLIAMSON		Scorpion	22:27.170	11	1 LAP	64.28	1:59.428
10	18	B	Stephen BULLING		Sadler	23:08.869	11	1 LAP	62.35	2:01.084
NOT CLASSIFIED										
11	B	Brian MITCHAM		Mallock U2	12:37.607	7	D.N.F.	72.74	1:45.916	
8	B	Gordon RUSSELL		Gemini Mk11	4:16.468	2	D.N.F.	61.39	2:03.316	
12	A	Tony PEARSON		Bandini	4:19.751	2	D.N.F.	60.62	2:04.585	
FASTEST LAP										
2	B	Jack WOODHOUSE		Elva 100	1:44.892	10	75.06mph	120.79kph		
12	A	Tony PEARSON		Bandini	2:04.585	2	63.19mph	101.70kph		

Weather/Track: Bright/Dry

These results are provisional until the conclusion of any judicial and technical matters.

Cadwell Park
Circuit Length = 2.1870 miles.
Start: 14:33 End: 14:54

Clerk of the Course:

Timekeeper:

HSCC/FJHRA Miller Oils Historic Formula Junior Race A
RACE 4 - LAP ANALYSIS - Cadwell Park - 11 April 2010

2	Jack WOODHOUSE	Elva 100
1 - 1:54.754	6 - 1:45.190	11 - 1:45.336
2 - 1:46.174	7 - 1:46.749	12 - 1:47.353
3 - 1:45.316	8 - 1:46.565	
4 - 1:44.944	9 - 1:45.190	
5 - 1:45.281	10 - 1:44.892	
4	Derek WALKER	Terrier Mk IV
1 - 1:54.456	6 - 1:46.354	11 - 1:48.083
2 - 1:48.153	7 - 1:47.327	12 - 1:49.318
3 - 1:45.937	8 - 1:47.845	
4 - 1:46.203	9 - 1:47.031	
5 - 1:46.264	10 - 1:47.817	
6	Stephen BARLOW	BMC Mk1
1 - 2:02.261	6 - 1:51.748	11 - 1:51.926
2 - 1:52.833	7 - 1:52.223	12 - 1:52.554
3 - 1:54.264	8 - 1:51.384	
4 - 1:53.530	9 - 1:51.426	
5 - 1:53.953	10 - 1:51.980	
8	Gordon RUSSELL	Gemini Mk11
1 - 2:13.152		
2 - 2:03.316		
11	Brian MITCHAM	Mallock U2
1 - 1:55.049	6 - 1:46.484	
2 - 1:48.559	7 - 1:46.983	
3 - 1:47.071		
4 - 1:47.545		
5 - 1:45.916		
12	Tony PEARSON	Bandini
1 - 2:15.166		
2 - 2:04.585		

Weather/Track: Bright/Dry

www.mstworld.com

Page 1 of 3

Cadwell Park
 Circuit Length = 2.1870 miles.
 Start: 14:33 End: 14:54
 Printed - 14:57 Sunday, 11 April 2010

HSCC/FJHRA Miller Oils Historic Formula Junior Race A

RACE 4 - LAP ANALYSIS - Cadwell Park - 11 April 2010

(contd.)

15	David HALL	BMC Mk1
1 - 2:02.544	6 - 1:51.798	11 - 1:51.074
2 - 1:52.963	7 - 1:52.164	12 - 1:50.201
3 - 1:54.060	8 - 1:51.560	
4 - 1:53.655	9 - 1:51.198	
5 - 1:53.787	10 - 1:51.955	
17	Vernon WILLIAMSON	Scorpion
1 - 2:12.441	6 - 2:02.594	11 - 2:01.357
2 - 2:03.324	7 - 2:02.102	
3 - 2:01.339	8 - 2:01.623	
4 - 2:00.816	9 - 1:59.928	
5 - 2:02.218	10 - 1:59.428	
18	Stephen BULLING	Sadler
1 - 2:15.333	6 - 2:09.428	11 - 2:09.517
2 - 2:02.162	7 - 2:06.626	
3 - 2:01.084	8 - 2:04.040	
4 - 2:02.853	9 - 2:05.648	
5 - 2:04.503	10 - 2:07.675	
22	Justin FLEMING	Elva 100
1 - 2:04.328	6 - 1:54.387	11 - 1:56.319
2 - 1:57.349	7 - 1:54.735	
3 - 1:56.515	8 - 1:54.935	
4 - 1:55.781	9 - 1:55.374	
5 - 1:54.771	10 - 1:53.999	
26	Roger DEXTER	Elva 100
1 - 2:13.313	6 - 1:58.559	11 - 1:58.255
2 - 2:00.784	7 - 2:00.304	
3 - 1:59.905	8 - 1:58.410	
4 - 1:59.339	9 - 1:57.870	
5 - 1:58.874	10 - 1:58.875	
29	William GRIMSHAW	Moorland Mk1
1 - 2:00.214	6 - 1:54.517	11 - 1:51.619
2 - 1:53.785	7 - 1:51.392	12 - 1:52.063
3 - 1:53.352	8 - 1:51.295	
4 - 1:54.633	9 - 1:51.561	
5 - 1:54.183	10 - 1:52.123	

Weather/Track: Bright/Dry

www.mstworld.com

Page 2 of 3

Cadwell Park
Circuit Length = 2.1870 miles.
Start: 14:33 End: 14:54

Printed - 14:57 Sunday, 11 April 2010

HSCC/FJHRA Miller Oils Historic Formula Junior Race A
RACE 4 - LAP ANALYSIS - Cadwell Park - 11 April 2010
(contd.)

99	Peter StBARBE	Elva 100
1 - 2:01.240	6 - 1:52.681	11 - 1:52.360
2 - 1:53.007	7 - 1:52.122	12 - 1:52.331
3 - 1:54.260	8 - 1:51.484	
4 - 1:54.021	9 - 1:51.120	
5 - 1:52.467	10 - 1:52.001	

Weather/Track: Bright/Dry

www.mstworld.com

Page 3 of 3

Cadwell Park
Circuit Length = 2.1870 miles.
Start: 14:33 End: 14:54
Printed - 14:57 Sunday, 11 April 2010

HSCC/FJHRA Miller Oils Historic Formula Junior Race A
RACE 4 - LAP CHART - Cadwell Park - 11 April 2010

Lap 1			Lap 2			Lap 3			Lap 4			Lap 5		
No	Behind	Laptime	No	Behind	Laptime	No	Behind	Laptime	No	Behind	Laptime	No	Behind	Laptime
4		1:54.456	2		1:46.174	2		1:45.316	2		1:44.944	2		1:45.281
2	0.298	1:54.754	4	1.681	1:48.153	4	2.302	1:45.937	4	3.561	1:46.203	4	4.544	1:46.264
11	0.593	1:55.049	11	2.680	1:48.559	11	4.435	1:47.071	11	7.036	1:47.545	11	7.671	1:45.916
29	5.758	2:00.214	29	13.071	1:53.785	29	21.107	1:53.352	29	30.796	1:54.633	99	38.526	1:52.467
99	6.784	2:01.240	99	13.319	1:53.007	99	22.263	1:54.260	99	31.340	1:54.021	29	39.698	1:54.183
6	7.805	2:02.261	6	14.166	1:52.833	6	23.114	1:54.264	6	31.700	1:53.530	6	40.372	1:53.953
15	8.088	2:02.544	15	14.579	1:52.963	15	23.323	1:54.060	15	32.034	1:53.655	15	40.540	1:53.787
22	9.872	2:04.328	22	20.749	1:57.349	22	31.948	1:56.515	22	42.785	1:55.781	22	52.275	1:54.771
17	17.985	2:12.441	26	33.169	2:00.784	26	47.758	1:59.905	26	1:02.153	1:59.339	26	1:15.746	1:58.874
8	18.696	2:13.152	17	34.837	2:03.324	17	50.860	2:01.339	17	1:06.732	2:00.816	17	1:23.669	2:02.218
26	18.857	2:13.313	8	35.540	2:03.316	18	52.335	2:01.084	18	1:10.244	2:02.853	18	1:29.466	2:04.503
12	20.710	2:15.166	18	36.567	2:02.162									
18	20.877	2:15.333	12	38.823	2:04.585									

Weather/Track: Bright/Dry

HSCC/FJHRA Miller Oils Historic Formula Junior Race A
RACE 4 - LAP CHART - Cadwell Park - 11 April 2010
 (contd.)

Lap 6			Lap 7			Lap 8			Lap 9			Lap 10		
No	Behind	Laptime	No	Behind	Laptime	No	Behind	Laptime	No	Behind	Laptime	No	Behind	Laptime
2		1:45.190	2		1:46.749	2		1:46.565	2		1:45.190	2		1:44.892
4	5.708	1:46.354	4	6.286	1:47.327	4	7.566	1:47.845	26	1 LAP	1:58.410	4	12.332	1:47.817
11	8.965	1:46.484	18	1 LAP	2:09.428	17	1 LAP	2:02.102	4	9.407	1:47.031	26	1 LAP	1:57.870
99	46.017	1:52.681	11	9.199	1:46.983	18	1 LAP	2:06.626	17	1 LAP	2:01.623	17	1 LAP	1:59.928
6	46.930	1:51.748	99	51.390	1:52.122	99	56.309	1:51.484	18	1 LAP	2:04.040	18	1 LAP	2:05.648
15	47.148	1:51.798	6	52.404	1:52.223	6	57.223	1:51.384	99	1:02.239	1:51.120	99	1:09.348	1:52.001
29	49.025	1:54.517	15	52.563	1:52.164	15	57.558	1:51.560	6	1:03.459	1:51.426	6	1:10.547	1:51.980
22	1:01.472	1:54.387	29	53.668	1:51.392	29	58.398	1:51.295	15	1:03.566	1:51.198	15	1:10.629	1:51.955
26	1:29.115	1:58.559	22	1:09.458	1:54.735	22	1:17.828	1:54.935	29	1:04.769	1:51.561	29	1:12.000	1:52.123
17	1:41.073	2:02.594	26	1:42.670	2:00.304				22	1:28.012	1:55.374	22	1:37.119	1:53.999

Weather/Track: Bright/Dry

www.mstworld.com

Cadwell Park
 Circuit Length = 2.1870 miles.
 Start: 14:33 End: 14:54

Printed - 14:57 Sunday, 11 April 2010

HSCC/FJHRA Miller Oils Historic Formula Junior Race A
RACE 4 - LAP CHART - Cadwell Park - 11 April 2010
 (contd.)

Lap 11			Lap 12			Lap 13			Lap 14			Lap 15		
No	Behind	Laptime	No	Behind	Laptime	No	Behind	Laptime	No	Behind	Laptime	No	Behind	Laptime
2		1:45.336	2		1:47.353									
4	15.079	1:48.083	22	1 LAP	1:56.319									
26	1 LAP	1:58.875	4	17.044	1:49.318									
17	1 LAP	1:59.428	26	1 LAP	1:58.255									
15	1:16.367	1:51.074	17	1 LAP	2:01.357									
99	1:16.372	1:52.360	15	1:19.215	1:50.201									
6	1:17.137	1:51.926	99	1:21.350	1:52.331									
29	1:18.283	1:51.619	6	1:22.338	1:52.554									
18	1 LAP	2:07.675	29	1:22.993	1:52.063									
			18	1 LAP	2:09.517									

Weather/Track: Bright/Dry

HSCC 70s Road Sports
QUALIFYING - RACE 5 - Cadwell Park - 11 April 2010

POS	NO	CL	DRIVER	NAT	CAR	TIME	LAPS	GAP	MPH
1	1	B	Julian BARTER		TVR 3000M	1:46.628	9		73.83
2	24	B	Charles BARTER		Datsun 240Z	1:47.687	9	1.059	73.11
3	7	B	Peter SHAW		TVR Tuscan	1:47.689	9	1.061	73.11
4	86	B	Christina TOTTY		TVR 3000M	1:49.202	8	2.574	72.09
5	65	C	Steve COOKE		Lotus 7 S4	1:49.270	9	2.642	72.05
6	41	C	Howard BENTHAM		Lotus Elan	1:50.816	8	4.188	71.04
7	88	B	Mark BOWN		TVR 3000M	1:52.154	8	5.526	70.20
8	31	B	Mark BENNETT		Renault Alpine A310	1:52.217	8	5.589	70.16
9	26	B	Paul STAFFORD		Datsun 240Z	1:53.071	8	6.443	69.63
10	72	C	Stewart RICHARDSON		Lotus Europa TC	1:54.135	2	7.507	68.98
11	98	D2	Bob TROTTER		Jensen Healey	1:54.690	8	8.062	68.64
12	23	D2	Will MORTON		Alfa Romeo 2000GTV	1:55.622	8	8.994	68.09
13	80	D2	David LANE		Jensen Healey	1:58.186	8	11.558	66.61
14	81	D2	John DOBSON		Alfa Romeo 2000 GTV	2:02.549	8	15.921	64.24
15	58	D2	Robert BARTER		Jensen Healey	2:03.820	7	17.192	63.58
16	32	E	James BAILEY		Fiat 128 3P Berlinetta	2:04.016	6	17.388	63.48
17	12	B	Anthony St.JOHN-HART		Triumph Stag	2:07.812	8	21.184	61.60
18	62	D1	Dave CASTLEDINE		Triumph Spitfire	2:16.495	7	29.867	57.68

Weather/Track: Sun /Dry

These results are provisional until the conclusion of any judicial and technical matters.

Cadwell Park
 Circuit Length = 2.1870 miles.
 Start: 10:34 End: 11:08

Clerk of the Course:		Timekeeper:
----------------------	--	-------------

HSCC 70s Road Sports

QUALIFYING - LAP ANALYSIS - Cadwell Park - 11 April 2010

1	Julian BARTER	TVR 3000M
1 - X:00.000	6 - 1:46.628	
2 - 2:02.728	7 - 1:48.155	
3 - X:00.000P	8 - 1:50.273	
4 - 2:03.139	9 - 1:52.112	
5 - 1:49.026		
7	Peter SHAW	TVR Tuscan
1 - 9:34.522	6 - 1:47.689	
2 - 1:54.239	7 - 1:55.364	
3 - X:00.000P	8 - 1:52.715	
4 - 2:11.199	9 - 1:48.010	
5 - 1:50.831		
12	Anthony St.JOHN-HART	Triumph Stag
1 - X:00.000	6 - 2:10.530	
2 - 2:25.940	7 - 2:07.812	
3 - X:00.000P	8 - 2:07.956	
4 - 2:25.971		
5 - 2:12.239		
23	Will MORTON	Alfa Romeo 2000GTV
1 - X:00.000	6 - 1:56.239	
2 - 2:23.742	7 - 1:56.143	
3 - X:00.000P	8 - 1:55.622	
4 - 2:18.536		
5 - 1:57.856		
24	Charles BARTER	Datsun 240Z
1 - 9:55.376	6 - 1:47.687	
2 - 2:08.616	7 - 1:50.678	
3 - X:00.000P	8 - 1:48.073	
4 - 2:09.679	9 - 1:49.211	
5 - 1:49.738		
26	Paul STAFFORD	Datsun 240Z
1 - 9:53.426	6 - 1:54.480	
2 - 2:09.280	7 - 1:53.224	
3 - X:00.000P	8 - 1:53.071	
4 - 2:21.623		
5 - 1:56.652		

Weather/Track: Sun /Dry

www.mstworld.com

Page 1 of 3

Cadwell Park
Circuit Length = 2.1870 miles.
Start: 10:34 End: 11:08

Printed - 11:11 Sunday, 11 April 2010

HSCC 70s Road Sports

QUALIFYING - LAP ANALYSIS - Cadwell Park - 11 April 2010

(contd.)

31	Mark BENNETT	Renault Alpine A310
1 - X:00.000	6 - 1:52.217	
2 - 2:12.227	7 - 1:52.236	
3 - X:00.000P	8 - 1:56.502	
4 - 2:12.488		
5 - 1:55.371		
32	James BAILEY	Fiat 128 3P Berlinetta
1 - 9:54.360	6 - 2:36.814	
2 - 2:13.651		
3 - X:00.000P		
4 - 2:14.431		
5 - 2:04.016		
41	Howard BENTHAM	Lotus Elan
1 - X:00.000	6 - 1:51.885	
2 - 2:09.661	7 - 1:50.816	
3 - X:00.000P	8 - 1:52.888	
4 - 2:08.344		
5 - 1:53.069		
58	Robert BARTER	Jensen Healey
1 - X:00.000	6 - 2:07.487	
2 - 2:23.033	7 - 2:03.820	
3 - X:00.000P		
4 - 2:26.507		
5 - 2:09.960		
62	Dave CASTLEDINE	Triumph Spitfire
1 - X:00.000	6 - 2:22.424	
2 - 2:32.187	7 - 2:16.495	
3 - X:00.000P		
4 - 2:33.571		
5 - 2:20.008		
65	Steve COOKE	Lotus 7 S4
1 - 9:46.606	6 - 1:50.603	
2 - 2:07.624	7 - 1:50.521	
3 - X:00.000P	8 - 1:50.133	
4 - 2:12.465	9 - 1:49.270	
5 - 1:54.927		

Weather/Track: Sun /Dry

www.mstworld.com

Page 2 of 3

Cadwell Park
Circuit Length = 2.1870 miles.
Start: 10:34 End: 11:08

Printed - 11:11 Sunday, 11 April 2010

HSCC 70s Road Sports

QUALIFYING - LAP ANALYSIS - Cadwell Park - 11 April 2010

(contd.)

72	Stewart RICHARDSON	Lotus Europa TC
1 - 9:40.833		
2 - 1:54.135		
80	David LANE	Jensen Healey
1 - 9:57.556	6 - 2:00.466	
2 - 2:13.039	7 - 1:58.932	
3 - X:00.000P	8 - 1:58.186	
4 - 2:20.077		
5 - 2:01.365		
81	John DOBSON	Alfa Romeo 2000 GTV
1 - X:00.000	6 - 2:02.987	
2 - 2:27.555	7 - 2:05.723	
3 - X:00.000P	8 - 2:02.549	
4 - 2:25.932		
5 - 2:06.554		
86	Christina TOTTY	TVR 3000M
1 - X:00.000	6 - 1:52.879	
2 - 2:12.716	7 - 1:50.466	
3 - X:00.000P	8 - 1:49.202	
4 - 2:11.518		
5 - 1:54.342		
88	Mark BOWN	TVR 3000M
1 - X:00.000	6 - 1:53.059	
2 - 2:10.398	7 - 1:52.154	
3 - X:00.000P	8 - 1:54.905	
4 - 2:10.783		
5 - 1:56.137		
98	Bob TROTTER	Jensen Healey
1 - 9:56.567	6 - 1:54.690	
2 - 2:09.217	7 - 1:55.250	
3 - X:00.000P	8 - 1:56.895	
4 - 2:09.337		
5 - 1:54.868		

Weather/Track: Sun /Dry

www.mstworld.com


Page 3 of 3

Cadwell Park
Circuit Length = 2.1870 miles.
Start: 10:34 End: 11:08

Printed - 11:11 Sunday, 11 April 2010

HSCC 70s Road Sports
AMENDED GRID FOR RACE 5 - Cadwell Park - 11 April 2010

ROW 9		88 BOWN
ROW 8	62 CASTLEDINE	12 St.JOHN-HART
ROW 7	32 BAILEY	58 BARTER
ROW 6	81 DOBSON	80 LANE
ROW 5	23 MORTON	98 TROTTER
ROW 4	26 STAFFORD	31 BENNETT
ROW 3	41 BENTHAM	65 COOKE
ROW 2	86 TOTTY	7 SHAW
ROW 1	24 BARTER	1 BARTER
		POLE



Car 72 withdrawn. Car 88 to back of grid, all times disallowed.

Weather/Track: Sun /Dry

These results are provisional until the conclusion of any judicial and technical matters.

Cadwell Park

Circuit Length = 2.1870 miles.

Start: 10:34 End: 11:08

Clerk of the Course:

Timekeeper:

HSCC 70s Road Sports

RACE 5 - CLASSIFICATION - Cadwell Park - 11 April 2010

POS	NO	CL	DRIVER	NAT	CAR	TIME	LAPS	GAP	MPH	BEST
1	1	B	Julian BARTER		TVR 3000M	21:25.094	12		73.51	1:45.130
2	7	B	Peter SHAW		TVR Tuscan	21:34.863	12	9.769	72.96	1:46.246
3	24	B	Charles BARTER		Datsun 240Z	21:41.192	12	16.098	72.60	1:46.851
4	86	B	Christina TOTTY		TVR 3000M	21:54.585	12	29.491	71.86	1:47.264
5	65	C	Steve COOKE		Lotus 7 S4	21:55.544	12	30.450	71.81	1:47.333
6	41	C	Howard BENTHAM		Lotus Elan	21:56.134	12	31.040	71.78	1:46.583
7	26	B	Paul STAFFORD		Datsun 240Z	22:52.160	12	1:27.066	68.85	1:52.478
8	98	D2	Bob TROTTER		Jensen Healey	22:53.356	12	1:28.262	68.79	1:52.643
9	88	B	Mark BOWN		TVR 3000M	22:53.612	12	1:28.518	68.78	1:50.563
10	31	B	Mark BENNETT		Renault Alpine A310	22:54.636	12	1:29.542	68.73	1:52.002
11	23	D2	Will MORTON		Alfa Romeo 2000GTV	22:55.294	12	1:30.200	68.69	1:52.458
12	80	D2	David LANE		Jensen Healey	23:15.947	12	1:50.853	67.68	1:54.180
13	81	D2	John DOBSON		Alfa Romeo 2000 GTV	22:17.127	11	1 LAP	64.77	1:58.366
14	32	E	James BAILEY		Fiat 128 3P Berlinetta	22:18.036	11	1 LAP	64.72	1:58.442
15	58	D2	Robert BARTER		Jensen Healey	22:52.651	11	1 LAP	63.09	1:55.361
16	12	B	Anthony St.JOHN-HART		Triumph Stag	21:27.028	10	2 LAPS	61.17	2:03.447
17	62	D1	Dave CASTLEDINE		Triumph Spitfire	21:29.188	10	2 LAPS	61.07	2:03.994

FASTEST LAP

1	B	Julian BARTER	TVR 3000M	1:45.130	3	74.89mph	120.52kph
41	C	Howard BENTHAM	Lotus Elan	1:46.583	12	73.86mph	118.88kph
23	D2	Will MORTON	Alfa Romeo 2000GTV	1:52.458	10	70.01mph	112.67kph
32	E	James BAILEY	Fiat 128 3P Berlinetta	1:58.442	11	66.47mph	106.97kph
62	D1	Dave CASTLEDINE	Triumph Spitfire	2:03.994	10	63.49mph	102.18kph

Weather/Track: Bright/Dry

These results are provisional until the conclusion of any judicial and technical matters.

Cadwell Park

Circuit Length = 2.1870 miles.

Start: 15:08 End: 15:29

Clerk of the Course:

Timekeeper:

HSCC 70s Road Sports

RACE 5 - LAP ANALYSIS - Cadwell Park - 11 April 2010

1	Julian BARTER	TVR 3000M
1 - 1:53.452	6 - 1:46.336	11 - 1:46.553
2 - 1:45.526	7 - 1:46.589	12 - 1:48.201
3 - 1:45.130	8 - 1:48.417	
4 - 1:45.702	9 - 1:46.668	
5 - 1:45.808	10 - 1:46.712	
7	Peter SHAW	TVR Tuscan
1 - 1:56.387	6 - 1:46.573	11 - 1:47.181
2 - 1:46.246	7 - 1:46.663	12 - 1:47.696
3 - 1:46.709	8 - 1:46.688	
4 - 1:46.706	9 - 1:47.832	
5 - 1:48.808	10 - 1:47.374	
12	Anthony St.JOHN-HART	Triumph Stag
1 - 2:19.958	6 - 2:13.069	
2 - 2:09.047	7 - 2:05.867	
3 - 2:05.754	8 - 2:10.487	
4 - 2:07.713	9 - 2:03.447	
5 - 2:06.209	10 - 2:05.477	
23	Will MORTON	Alfa Romeo 2000GTV
1 - 2:04.031	6 - 1:52.732	11 - 1:53.789
2 - 1:54.622	7 - 1:55.522	12 - 1:53.395
3 - 1:53.610	8 - 1:55.700	
4 - 1:52.666	9 - 1:53.736	
5 - 1:53.033	10 - 1:52.458	
24	Charles BARTER	Datsun 240Z
1 - 1:54.768	6 - 1:48.434	11 - 1:47.820
2 - 1:46.851	7 - 1:48.004	12 - 1:47.453
3 - 1:46.939	8 - 1:48.075	
4 - 1:47.319	9 - 1:49.026	
5 - 1:48.675	10 - 1:47.828	
26	Paul STAFFORD	Datsun 240Z
1 - 2:05.221	6 - 1:52.698	11 - 1:52.478
2 - 1:52.532	7 - 1:55.493	12 - 1:53.336
3 - 1:53.258	8 - 1:55.732	
4 - 1:52.631	9 - 1:52.716	
5 - 1:53.531	10 - 1:52.534	

Weather/Track: Bright/Dry

www.mstworld.com

Page 1 of 3

Cadwell Park
Circuit Length = 2.1870 miles.
Start: 15:08 End: 15:29

Printed - 15:32 Sunday, 11 April 2010

HSCC 70s Road Sports

RACE 5 - LAP ANALYSIS - Cadwell Park - 11 April 2010

(contd.)

31	Mark BENNETT	Renault Alpine A310
1 - 2:02.162	6 - 1:53.945	11 - 1:52.239
2 - 1:53.477	7 - 1:55.410	12 - 1:53.685
3 - 1:52.824	8 - 1:58.312	
4 - 1:52.921	9 - 1:54.032	
5 - 1:53.627	10 - 1:52.002	
32	James BAILEY	Fiat 128 3P Berlinetta
1 - 2:12.403	6 - 2:00.946	11 - 1:58.442
2 - 2:00.455	7 - 2:02.490	
3 - 2:00.550	8 - 2:01.090	
4 - 2:01.422	9 - 1:59.113	
5 - 2:01.543	10 - 1:59.582	
41	Howard BENTHAM	Lotus Elan
1 - 2:00.104	6 - 1:48.290	11 - 1:48.048
2 - 1:51.063	7 - 1:50.154	12 - 1:46.583
3 - 1:49.114	8 - 1:48.868	
4 - 1:48.795	9 - 1:48.254	
5 - 1:49.564	10 - 1:47.297	
58	Robert BARTER	Jensen Healey
1 - 2:26.822	6 - 2:10.660	11 - 1:55.361
2 - 2:02.094	7 - 2:00.713	
3 - 1:58.526	8 - 2:07.462	
4 - 2:16.225	9 - 2:00.706	
5 - 1:57.207	10 - 1:56.875	
62	Dave CASTLEDINE	Triumph Spitfire
1 - 2:26.100	6 - 2:08.483	
2 - 2:10.137	7 - 2:04.311	
3 - 2:07.991	8 - 2:08.858	
4 - 2:05.796	9 - 2:04.823	
5 - 2:08.695	10 - 2:03.994	
65	Steve COOKE	Lotus 7 S4
1 - 1:56.011	6 - 1:48.454	11 - 1:47.788
2 - 1:49.747	7 - 1:49.948	12 - 1:47.382
3 - 1:50.063	8 - 1:48.916	
4 - 1:51.981	9 - 1:47.333	
5 - 1:50.185	10 - 1:47.736	

Weather/Track: Bright/Dry

www.mstworld.com

Page 2 of 3

Cadwell Park
Circuit Length = 2.1870 miles.
Start: 15:08 End: 15:29

Printed - 15:32 Sunday, 11 April 2010

HSCC 70s Road Sports

RACE 5 - LAP ANALYSIS - Cadwell Park - 11 April 2010

(contd.)

80	David LANE	Jensen Healey
1 - 2:06.096	6 - 1:55.935	11 - 1:56.183
2 - 1:54.180	7 - 1:54.990	12 - 1:55.240
3 - 1:54.719	8 - 1:54.652	
4 - 1:55.413	9 - 1:57.331	
5 - 1:55.502	10 - 1:55.706	
81	John DOBSON	Alfa Romeo 2000 GTV
1 - 2:13.850	6 - 1:59.874	11 - 1:58.800
2 - 2:01.903	7 - 2:00.823	
3 - 2:01.954	8 - 2:00.209	
4 - 2:00.715	9 - 1:58.366	
5 - 2:00.756	10 - 1:59.877	
86	Christina TOTTY	TVR 3000M
1 - 1:59.744	6 - 1:48.617	11 - 1:47.272
2 - 1:50.783	7 - 1:50.179	12 - 1:47.264
3 - 1:48.961	8 - 1:48.445	
4 - 1:48.959	9 - 1:47.568	
5 - 1:48.650	10 - 1:48.143	
88	Mark BOWN	TVR 3000M
1 - 2:16.963	6 - 1:51.635	11 - 1:53.138
2 - 1:53.748	7 - 1:50.563	12 - 1:53.148
3 - 1:52.549	8 - 1:54.054	
4 - 1:51.555	9 - 1:51.260	
5 - 1:51.813	10 - 1:53.186	
98	Bob TROTTER	Jensen Healey
1 - 2:03.197	6 - 1:53.599	11 - 1:52.900
2 - 1:52.643	7 - 1:55.421	12 - 1:53.651
3 - 1:53.152	8 - 1:53.522	
4 - 1:53.217	9 - 1:54.147	
5 - 1:53.338	10 - 1:54.569	

Weather/Track: Bright/Dry

www.mstworld.com

Page 3 of 3

Cadwell Park
Circuit Length = 2.1870 miles.
Start: 15:08 End: 15:29

Printed - 15:32 Sunday, 11 April 2010

HSCC 70s Road Sports

RACE 5 - LAP CHART - Cadwell Park - 11 April 2010

Lap 1			Lap 2			Lap 3			Lap 4			Lap 5		
No	Behind	Laptime	No	Behind	Laptime	No	Behind	Laptime	No	Behind	Laptime	No	Behind	Laptime
1		1:53.452	1		1:45.526	1		1:45.130	1		1:45.702	1		1:45.808
24	1.316	1:54.768	24	2.641	1:46.851	24	4.450	1:46.939	24	6.067	1:47.319	24	8.934	1:48.675
65	2.559	1:56.011	7	3.655	1:46.246	7	5.234	1:46.709	7	6.238	1:46.706	7	9.238	1:48.808
7	2.935	1:56.387	65	6.780	1:49.747	65	11.713	1:50.063	65	17.992	1:51.981	86	21.479	1:48.650
86	6.292	1:59.744	86	11.549	1:50.783	86	15.380	1:48.961	86	18.637	1:48.959	65	22.369	1:50.185
41	6.652	2:00.104	41	12.189	1:51.063	41	16.173	1:49.114	41	19.266	1:48.795	41	23.022	1:49.564
31	8.710	2:02.162	31	16.661	1:53.477	31	24.355	1:52.824	31	31.574	1:52.921	31	39.393	1:53.627
98	9.745	2:03.197	98	16.862	1:52.643	98	24.884	1:53.152	98	32.399	1:53.217	98	39.929	1:53.338
23	10.579	2:04.031	26	18.775	1:52.532	26	26.903	1:53.258	26	33.832	1:52.631	26	41.555	1:53.531
26	11.769	2:05.221	23	19.675	1:54.622	23	28.155	1:53.610	23	35.119	1:52.666	23	42.344	1:53.033
80	12.644	2:06.096	80	21.298	1:54.180	80	30.887	1:54.719	80	40.598	1:55.413	80	50.292	1:55.502
32	18.951	2:12.403	88	31.733	1:53.748	88	39.152	1:52.549	88	45.005	1:51.555	88	51.010	1:51.813
81	20.398	2:13.850	32	33.880	2:00.455	32	49.300	2:00.550	32	1:05.020	2:01.422	32	1:20.755	2:01.543
88	23.511	2:16.963	81	36.775	2:01.903	81	53.599	2:01.954	81	1:08.612	2:00.715	81	1:23.560	2:00.756
12	26.506	2:19.958	58	49.938	2:02.094	58	1:03.334	1:58.526	12	1:32.662	2:07.713	58	1:45.256	1:57.207
62	32.648	2:26.100	12	50.027	2:09.047	12	1:10.651	2:05.754	58	1:33.857	2:16.225			
58	33.370	2:26.822	62	57.259	2:10.137	62	1:20.120	2:07.991	62	1:40.214	2:05.796			

Weather/Track: Bright/Dry

www.mstworld.com

Page 1 of 3

Cadwell Park
Circuit Length = 2.1870 miles.
Start: 15:08 End: 15:29

Printed - 15:32 Sunday, 11 April 2010

HSCC 70s Road Sports

RACE 5 - LAP CHART - Cadwell Park - 11 April 2010

(contd.)

Lap 6			Lap 7			Lap 8			Lap 9			Lap 10		
No	Behind	Laptime	No	Behind	Laptime	No	Behind	Laptime	No	Behind	Laptime	No	Behind	Laptime
1		1:46.336	1		1:46.589	1		1:48.417	1		1:46.668	1		1:46.712
12	1 LAP	2:06.209	7	9.549	1:46.663	32	1 LAP	2:02.490	7	8.984	1:47.832	7	9.646	1:47.374
7	9.475	1:46.573	24	12.447	1:48.004	81	1 LAP	2:00.823	24	14.463	1:49.026	24	15.579	1:47.828
24	11.032	1:48.434	58	1 LAP	2:10.660	7	7.820	1:46.688	81	1 LAP	2:00.209	81	1 LAP	1:58.366
62	1 LAP	2:08.695	86	27.350	1:50.179	24	12.105	1:48.075	32	1 LAP	2:01.090	32	1 LAP	1:59.113
86	23.760	1:48.617	65	27.846	1:49.948	86	27.378	1:48.445	86	28.278	1:47.568	86	29.709	1:48.143
65	24.487	1:48.454	41	28.541	1:50.154	65	28.345	1:48.916	65	29.010	1:47.333	65	30.034	1:47.736
41	24.976	1:48.290	12	1 LAP	2:13.069	41	28.992	1:48.868	41	30.578	1:48.254	41	31.163	1:47.297
31	47.002	1:53.945	62	1 LAP	2:08.483	58	1 LAP	2:00.713	58	1 LAP	2:07.462	58	1 LAP	2:00.706
98	47.192	1:53.599	31	55.823	1:55.410	12	1 LAP	2:05.867	98	1:08.608	1:54.147	26	1:16.006	1:52.534
26	47.917	1:52.698	98	56.024	1:55.421	62	1 LAP	2:04.311	26	1:10.184	1:52.716	98	1:16.465	1:54.569
23	48.740	1:52.732	26	56.821	1:55.493	98	1:01.129	1:53.522	88	1:10.512	1:51.260	88	1:16.986	1:53.186
88	56.309	1:51.635	23	57.673	1:55.522	26	1:04.136	1:55.732	23	1:12.024	1:53.736	23	1:17.770	1:52.458
80	59.891	1:55.935	88	1:00.283	1:50.563	23	1:04.956	1:55.700	31	1:13.082	1:54.032	31	1:18.372	1:52.002
32	1:35.365	2:00.946	80	1:08.292	1:54.990	31	1:05.718	1:58.312	12	1 LAP	2:10.487	12	1 LAP	2:03.447
81	1:37.098	1:59.874				88	1:05.920	1:54.054	62	1 LAP	2:08.858	80	1:34.184	1:55.706
						80	1:14.527	1:54.652	80	1:25.190	1:57.331	62	1 LAP	2:04.823

Weather/Track: Bright/Dry

www.mstworld.com

Page 2 of 3

Cadwell Park
Circuit Length = 2.1870 miles.
Start: 15:08 End: 15:29

Printed - 15:32 Sunday, 11 April 2010

HSCC 70s Road Sports

RACE 5 - LAP CHART - Cadwell Park - 11 April 2010

(contd.)

Lap 11			Lap 12			Lap 13			Lap 14			Lap 15		
No	Behind	Laptime	No	Behind	Laptime	No	Behind	Laptime	No	Behind	Laptime	No	Behind	Laptime
1		1:46.553	1		1:48.201									
7	10.274	1:47.181	12	2 LAPS	2:05.477									
24	16.846	1:47.820	62	2 LAPS	2:03.994									
86	30.428	1:47.272	7	9.769	1:47.696									
65	31.269	1:47.788	24	16.098	1:47.453									
41	32.658	1:48.048	86	29.491	1:47.264									
81	1 LAP	1:59.877	65	30.450	1:47.382									
32	1 LAP	1:59.582	41	31.040	1:46.583									
58	1 LAP	1:56.875	81	1 LAP	1:58.800									
26	1:21.931	1:52.478	32	1 LAP	1:58.442									
98	1:22.812	1:52.900	26	1:27.066	1:53.336									
88	1:23.571	1:53.138	58	1 LAP	1:55.361									
31	1:24.058	1:52.239	98	1:28.262	1:53.651									
23	1:25.006	1:53.789	88	1:28.518	1:53.148									
80	1:43.814	1:56.183	31	1:29.542	1:53.685									
			23	1:30.200	1:53.395									
			80	1:50.853	1:55.240									

Weather/Track: Bright/Dry

www.mstworld.com

Page 3 of 3

Cadwell Park
Circuit Length = 2.1870 miles.
Start: 15:08 End: 15:29

Printed - 15:32 Sunday, 11 April 2010

**The Packing Partnership Historic Formula Ford 2000
QUALIFYING - RACE 6 - Cadwell Park - 11 April 2010**

POS	NO	CL	DRIVER	NAT	CAR	TIME	LAPS	GAP	MPH
1	48	A	Oliver THORPE		Royale RP27	1:34.565	4		83.25
2	98	A	Scott TEMPLE		Reynard SF79	1:35.136	6	0.571	82.75
3	25	B	Antony RAINE		Merlyn Mk28	1:35.457	6	0.892	82.47
4	16	A	Simon TOYNE		Reynard SF79	1:35.994	6	1.429	82.01
5	77	B	Amanda WHITAKER		Tiga SF78	1:36.571	6	2.006	81.52
6	34	A	Dale SPRUCE		Reynard SF79	1:37.310	6	2.745	80.90
7	11	A	Stuart BOYER		Reynard SF77	1:37.520	6	2.955	80.73
8	88	A	Paul DUKES		Reynard SF79	1:38.027	6	3.462	80.31
9	56	A	Simon GREEN		Reynard SF79	1:38.178	6	3.613	80.19
10	60	A	Nigel GRANT		Delta T78	1:38.622	6	4.057	79.83
11	6	A	Jeremy MAIN		Reynard SF79	1:39.123	6	4.558	79.42
12	27	B	Jonny DIMSDALE		Van Diemen RF78	1:39.243	6	4.678	79.33
13	57	A	David WILD		Reynard SF79	1:39.505	6	4.940	79.12
14	9	A	Adam ORMANDY		Reynard SF78	1:39.539	6	4.974	79.09
15	4	A	Steve GARDINER		Reynard SF80	1:39.633	6	5.068	79.02
16	72	A	Andrew STORER		Royale RP27	1:40.106	6	5.541	78.64
17	5	A	George LAMBTON		Reynard SF79	1:40.634	6	6.069	78.23
18	31	A	Derek WATLING		Royale RP27	1:40.904	5	6.339	78.02
19	42	B	David CLARK		Dulon MP21	1:43.184	6	8.619	76.30
20	41	A	Mark PIERCE		Sparton SF80	1:44.413	5	9.848	75.40
21	43	A	Jan LANGDON		Reynard SF78	1:47.536	5	12.971	73.21
22	46	C	John BOWLES		Royale RP9	1:49.004	5	14.439	72.22
23	99	B	Paul POSSAMAI		Lola T580	1:49.847	5	15.282	71.67
24	47	C	Jon RANDALL		Lola Supervee	1:51.795	5	17.230	70.42
25	10	A	Derek SMITH		Delta T80	6:17.682	1	4:43.117	20.84
26	75	A	Colin WRIGHT		Reynard SF79	6:18.608	1	4:44.043	20.79

Weather/Track: Cloud /Dry

These results are provisional until the conclusion of any judicial and technical matters.

Cadwell Park

Circuit Length = 2.1870 miles.

Start: 11:15 End: 11:25

Clerk of the Course:		Timekeeper:
----------------------	--	-------------

**The Packing Partnership Historic Formula Ford 2000
 QUALIFYING - LAP ANALYSIS - Cadwell Park - 11 April 2010**

4	Steve GARDINER	Reynard SF80
1 -	6:41.748	6 - 1:39.648
2 -	1:52.858	
3 -	1:41.252	
4 -	1:39.633	
5 -	1:40.875	
5	George LAMBTON	Reynard SF79
1 -	6:41.051	6 - 1:40.634
2 -	1:53.848	
3 -	1:45.762	
4 -	1:44.527	
5 -	1:43.968	
6	Jeremy MAIN	Reynard SF79
1 -	6:19.913	6 - 1:39.123
2 -	1:48.473	
3 -	1:48.554	
4 -	1:41.250	
5 -	1:39.989	
9	Adam ORMANDY	Reynard SF78
1 -	6:31.800	6 - 1:42.763
2 -	1:48.228	
3 -	1:43.641	
4 -	1:39.539	
5 -	1:48.349	
10	Derek SMITH	Delta T80
1 -	6:17.682	
11	Stuart BOYER	Reynard SF77
1 -	6:42.219	6 - 1:45.694
2 -	1:42.293	
3 -	1:49.658	
4 -	1:37.520	
5 -	1:43.405	

Weather/Track: Cloud /Dry

www.mstworld.com

Page 1 of 5

Cadwell Park
 Circuit Length = 2.1870 miles.
 Start: 11:15 End: 11:25

Printed - 11:27 Sunday, 11 April 2010

The Packing Partnership Historic Formula Ford 2000
QUALIFYING - LAP ANALYSIS - Cadwell Park - 11 April 2010
 (contd.)

16	Simon TOYNE	Reynard SF79
1 -	6:53.803	6 - 1:35.994
2 -	1:56.910	
3 -	1:45.610	
4 -	1:47.792	
5 -	1:40.231	
25	Antony RAINE	Merlyn Mk28
1 -	6:25.315	6 - 1:35.457
2 -	1:43.531	
3 -	1:44.790	
4 -	1:36.791	
5 -	1:36.572	
27	Jonny DIMSDALE	Van Diemen RF78
1 -	6:23.944	6 - 1:39.243
2 -	1:48.477	
3 -	1:50.124	
4 -	1:39.682	
5 -	1:44.938	
31	Derek WATLING	Royale RP27
1 -	6:48.956	
2 -	2:01.858	
3 -	1:54.006	
4 -	1:47.541	
5 -	1:40.904	
34	Dale SPRUCE	Reynard SF79
1 -	6:12.773	6 - 1:37.503
2 -	1:44.869	
3 -	1:40.051	
4 -	1:38.369	
5 -	1:37.310	
41	Mark PIERCE	Sparton SF80
1 -	6:16.781	
2 -	1:50.476	
3 -	1:48.686	
4 -	1:44.413	
5 -	1:46.684	

Weather/Track: Cloud /Dry

The Packing Partnership Historic Formula Ford 2000
QUALIFYING - LAP ANALYSIS - Cadwell Park - 11 April 2010
 (contd.)

42	David CLARK	Dulon MP21
1 -	6:17.112	6 - 1:44.170
2 -	1:50.448	
3 -	1:49.181	
4 -	1:43.914	
5 -	1:43.184	
43	Jan LANGDON	Reynard SF78
1 -	6:47.018	
2 -	1:59.040	
3 -	1:47.819	
4 -	1:50.036	
5 -	1:47.536	
46	John BOWLES	Royale RP9
1 -	6:56.908	
2 -	1:55.503	
3 -	1:50.773	
4 -	1:49.004	
5 -	1:49.494	
47	Jon RANDALL	Lola Supervee
1 -	6:50.651	
2 -	1:59.637	
3 -	1:52.499	
4 -	1:52.356	
5 -	1:51.795	
48	Oliver THORPE	Royale RP27
1 -	6:20.034	
2 -	1:49.930	
3 -	1:42.825	
4 -	1:34.565	
56	Simon GREEN	Reynard SF79
1 -	6:43.006	6 - 1:38.674
2 -	1:45.524	
3 -	1:40.382	
4 -	1:38.178	
5 -	1:44.629	

Weather/Track: Cloud /Dry

www.mstworld.com

Page 3 of 5

Cadwell Park
 Circuit Length = 2.1870 miles.
 Start: 11:15 End: 11:25
 Printed - 11:27 Sunday, 11 April 2010

The Packing Partnership Historic Formula Ford 2000
QUALIFYING - LAP ANALYSIS - Cadwell Park - 11 April 2010
 (contd.)

57	David WILD	Reynard SF79
1 -	6:33.938	6 - 1:39.792
2 -	1:46.464	
3 -	1:43.621	
4 -	1:39.505	
5 -	2:24.303P	
60	Nigel GRANT	Delta T78
1 -	6:23.264	6 - 1:38.622
2 -	1:48.851	
3 -	1:48.541	
4 -	1:40.682	
5 -	1:48.442	
72	Andrew STORER	Royale RP27
1 -	6:37.162	6 - 1:41.197
2 -	1:44.361	
3 -	1:44.081	
4 -	1:40.106	
5 -	1:45.851	
75	Colin WRIGHT	Reynard SF79
1 -	6:18.608	
77	Amanda WHITAKER	Tiga SF78
1 -	6:58.652	6 - 1:36.571
2 -	1:49.682	
3 -	1:41.729	
4 -	1:37.705	
5 -	1:37.221	
88	Paul DUKES	Reynard SF79
1 -	6:29.038	6 - 1:39.159
2 -	1:44.039	
3 -	1:49.501	
4 -	1:57.644	
5 -	1:38.027	

Weather/Track: Cloud /Dry

www.mstworld.com


Page 4 of 5

Cadwell Park
 Circuit Length = 2.1870 miles.
 Start: 11:15 End: 11:25
 Printed - 11:27 Sunday, 11 April 2010

The Packing Partnership Historic Formula Ford 2000
QUALIFYING - LAP ANALYSIS - Cadwell Park - 11 April 2010
(contd.)

98	Scott TEMPLE	Reynard SF79
1 -	6:58.284	6 - 1:38.267
2 -	1:47.880	
3 -	1:36.168	
4 -	1:35.136	
5 -	1:37.876	
99	Paul POSSAMAI	Lola T580
1 -	6:51.122	
2 -	1:58.271	
3 -	1:50.652	
4 -	1:49.847	
5 -	1:51.086	

**The Packing Partnership Historic Formula Ford 2000
GRID FOR RACE 6 - Cadwell Park - 11 April 2010**

ROW 13	75	WRIGHT	10	SMITH
ROW 12	47	RANDALL	99	POSSAMAI
ROW 11	46	BOWLES	43	LANGDON
ROW 10	41	PIERCE	42	CLARK
ROW 9	31	WATLING	5	LAMBTON
ROW 8	72	STORER	4	GARDINER
ROW 7	9	ORMANDY	57	WILD
ROW 6	27	DIMSDALE	6	MAIN
ROW 5	60	GRANT	56	GREEN
ROW 4	88	DUKES	11	BOYER
ROW 3	34	SPRUCE	77	WHITAKER
ROW 2	16	TOYNE	25	RAINE
ROW 1	98	TEMPLE	48	THORPE
POLE				
				

Cars 10 & 75 added to grid.

Weather/Track: Cloud /Dry

These results are provisional until the conclusion of any judicial and technical matters.

Cadwell Park

Circuit Length = 2.1870 miles.

Start: 11:15 End: 11:25

Clerk of the Course:

Timekeeper:

The Packing Partnership Historic Formula Ford 2000
RACE 6 - CLASSIFICATION - Cadwell Park - 11 April 2010

POS	NO	CL	DRIVER	NAT	CAR	TIME	LAPS	GAP	MPH	BEST
1	98	A	Scott TEMPLE		Reynard SF79	20:36.035	13		82.80	1:33.380
2	16	A	Simon TOYNE		Reynard SF79	20:48.784	13	12.749	81.96	1:33.984
3	60	A	Nigel GRANT		Delta T78	20:54.764	13	18.729	81.57	1:34.338
4	11	A	Stuart BOYER		Reynard SF77	21:02.797	13	26.762	81.05	1:35.045
5	75	A	Colin WRIGHT		Reynard SF79	21:03.518	13	27.483	81.00	1:33.800
6	27	B	Jonny DIMSDALE		Van Diemen RF78	21:03.951	13	27.916	80.97	1:35.029
7	4	A	Steve GARDINER		Reynard SF80	21:11.131	13	35.096	80.52	1:35.195
8	72	A	Andrew STORER		Royale RP27	21:13.652	13	37.617	80.36	1:35.674
9	57	A	David WILD		Reynard SF79	21:16.157	13	40.122	80.20	1:35.394
10	6	A	Jeremy MAIN		Reynard SF79	21:26.695	13	50.660	79.54	1:37.254
11	88	A	Paul DUKES		Reynard SF79	21:59.052	13	1:23.017	77.59	1:36.580
12	42	B	David CLARK		Dulon MP21	22:05.963	13	1:29.928	77.19	1:37.385
13	34	A	Dale SPRUCE		Reynard SF79	19:06.403	12	1 LAP	82.41	1:33.370
14	43	A	Jan LANGDON		Reynard SF78	20:48.370	12	1 LAP	75.68	1:40.409
15	5	A	George LAMBTON		Reynard SF79	20:49.870	12	1 LAP	75.59	1:40.171
16	41	A	Mark PIERCE		Sparton SF80	21:43.226	12	1 LAP	72.49	1:41.131
17	25	B	Antony RAINE		Merlyn Mk28	17:34.236	11	2 LAPS	82.15	1:34.087
18	99	B	Paul POSSAMAI		Lola T580	20:45.699	11	2 LAPS	69.52	1:49.277
19	46	C	John BOWLES		Royale RP9	7:19.486	4	9 LAPS	71.65	1:45.624

NOT CLASSIFIED

31	A	Derek WATLING		Royale RP27	15:22.703	9	D.N.F.	76.79	1:37.744
77	B	Amanda WHITAKER		Tiga SF78	13:05.615	8	D.N.F.	80.17	1:36.167
56	A	Simon GREEN		Reynard SF79	6:36.188	4	D.N.F.	79.49	1:36.253
48	A	Oliver THORPE		Royale RP27	4:52.240	3	D.N.F.	80.82	1:34.207
9	A	Adam ORMANDY		Reynard SF78	5:10.924	3	D.N.F.	75.96	1:39.644
47	C	Jon RANDALL		Lola Supervee	2:03.454	1	D.N.F.	63.77	2:03.454

FASTEST LAP

34	A	Dale SPRUCE		Reynard SF79	1:33.370	5	84.32mph	135.70kph
25	B	Antony RAINE		Merlyn Mk28	1:34.087	10	83.68mph	134.67kph
46	C	John BOWLES		Royale RP9	1:45.624	2	74.54mph	119.96kph

Weather/Track: Sun /Dry

These results are provisional until the conclusion of any judicial and technical matters.

Cadwell Park
Circuit Length = 2.1870 miles.
Start: 15:41 End: 16:02

Clerk of the Course:	Timekeeper:
----------------------	-------------

The Packing Partnership Historic Formula Ford 2000
RACE 6 - LAP ANALYSIS - Cadwell Park - 11 April 2010

4	Steve GARDINER	Reynard SF80
1 - 1:49.503	6 - 1:36.735	11 - 1:35.195
2 - 1:37.421	7 - 1:35.836	12 - 1:35.308
3 - 1:38.057	8 - 1:35.696	13 - 1:37.512
4 - 1:37.577	9 - 1:36.464	
5 - 1:38.430	10 - 1:37.397	
5	George LAMBTON	Reynard SF79
1 - 1:58.093	6 - 1:42.220	11 - 1:45.084
2 - 1:44.355	7 - 1:41.475	12 - 1:42.638
3 - 1:44.301	8 - 1:44.360	
4 - 1:42.988	9 - 1:40.171	
5 - 1:43.028	10 - 1:41.157	
6	Jeremy MAIN	Reynard SF79
1 - 1:48.560	6 - 1:37.920	11 - 1:37.437
2 - 1:38.788	7 - 1:37.385	12 - 1:38.173
3 - 1:38.287	8 - 1:38.332	13 - 1:39.742
4 - 1:37.254	9 - 1:37.293	
5 - 1:39.455	10 - 1:38.069	
9	Adam ORMANDY	Reynard SF78
1 - 1:50.843		
2 - 1:39.644		
3 - 1:40.437		
11	Stuart BOYER	Reynard SF77
1 - 1:46.070	6 - 1:37.435	11 - 1:35.326
2 - 1:36.446	7 - 1:35.858	12 - 1:37.382
3 - 1:36.471	8 - 1:35.596	13 - 1:38.194
4 - 1:37.010	9 - 1:35.207	
5 - 1:36.757	10 - 1:35.045	
16	Simon TOYNE	Reynard SF79
1 - 1:44.393	6 - 1:35.547	11 - 1:34.846
2 - 1:36.004	7 - 1:35.462	12 - 1:34.094
3 - 1:35.128	8 - 1:34.029	13 - 1:41.141
4 - 1:35.317	9 - 1:34.565	
5 - 1:33.984	10 - 1:34.274	

Weather/Track: Sun /Dry

www.mstworld.com

Page 1 of 5

Cadwell Park
 Circuit Length = 2.1870 miles.
 Start: 15:41 End: 16:02

Printed - 16:04 Sunday, 11 April 2010

The Packing Partnership Historic Formula Ford 2000
RACE 6 - LAP ANALYSIS - Cadwell Park - 11 April 2010
 (contd.)

25	Antony RAINE	Merlyn Mk28
1 - 1:44.114	6 - 1:34.894	11 - 1:34.926
2 - 1:35.807	7 - 1:34.995	
3 - 1:35.228	8 - 1:34.409	
4 - 1:36.726	9 - 1:34.583	
5 - 1:34.467	10 - 1:34.087	
27	Jonny DIMSDALE	Van Diemen RF78
1 - 1:48.004	6 - 1:35.722	11 - 1:37.569
2 - 1:37.621	7 - 1:36.009	12 - 1:36.113
3 - 1:37.009	8 - 1:35.834	13 - 1:36.778
4 - 1:36.354	9 - 1:35.029	
5 - 1:35.864	10 - 1:36.045	
31	Derek WATLING	Royale RP27
1 - 1:52.969	6 - 1:38.453	
2 - 1:41.754	7 - 1:38.426	
3 - 1:39.366	8 - 1:37.744	
4 - 1:39.069	9 - 1:54.111	
5 - 1:40.811		
34	Dale SPRUCE	Reynard SF79
1 - 1:45.127	6 - 1:33.902	11 - 1:33.896
2 - 1:35.650	7 - 1:34.638	12 - 1:35.857
3 - 1:35.898	8 - 1:34.281	
4 - 1:36.537	9 - 1:33.682	
5 - 1:33.370	10 - 1:33.565	
41	Mark PIERCE	Sparton SF80
1 - 1:57.552	6 - 1:42.046	11 - 1:43.720
2 - 1:43.981	7 - 1:41.131	12 - 2:38.527P
3 - 1:43.215	8 - 1:41.618	
4 - 1:43.338	9 - 1:41.476	
5 - 1:43.356	10 - 1:43.266	
42	David CLARK	Dulon MP21
1 - 1:56.790	6 - 1:42.026	11 - 1:38.748
2 - 1:43.862	7 - 1:41.408	12 - 1:37.385
3 - 1:40.898	8 - 1:40.323	13 - 1:40.349
4 - 1:41.282	9 - 1:40.409	
5 - 1:42.902	10 - 1:39.581	

Weather/Track: Sun /Dry

www.mstworld.com

Page 2 of 5

Cadwell Park
 Circuit Length = 2.1870 miles.
 Start: 15:41 End: 16:02

Printed - 16:04 Sunday, 11 April 2010

The Packing Partnership Historic Formula Ford 2000
RACE 6 - LAP ANALYSIS - Cadwell Park - 11 April 2010
 (contd.)

43	Jan LANGDON	Reynard SF78
1 -	1:56.008	6 - 1:42.388
2 -	1:44.623	7 - 1:41.639
3 -	1:45.446	8 - 1:42.798
4 -	1:42.903	9 - 1:40.409
5 -	1:42.916	10 - 1:42.567
46	John BOWLES	Royale RP9
1 -	1:59.780	
2 -	1:45.624	
3 -	1:46.184	
4 -	1:47.898	
47	Jon RANDALL	Lola Supervee
1 -	2:03.454	
48	Oliver THORPE	Royale RP27
1 -	1:42.672	
2 -	1:35.361	
3 -	1:34.207	
56	Simon GREEN	Reynard SF79
1 -	1:46.369	
2 -	1:36.618	
3 -	1:36.948	
4 -	1:36.253	
57	David WILD	Reynard SF79
1 -	1:50.471	6 - 1:36.811
2 -	1:37.801	7 - 1:37.917
3 -	1:38.338	8 - 1:38.034
4 -	1:37.434	9 - 1:37.195
5 -	1:39.623	10 - 1:35.394
		11 - 1:35.473
		12 - 1:36.226
		13 - 1:35.440

Weather/Track: Sun /Dry

www.mstworld.com

Page 3 of 5

Cadwell Park
 Circuit Length = 2.1870 miles.
 Start: 15:41 End: 16:02

Printed - 16:04 Sunday, 11 April 2010

The Packing Partnership Historic Formula Ford 2000
RACE 6 - LAP ANALYSIS - Cadwell Park - 11 April 2010
 (contd.)

60	Nigel GRANT	Delta T78
1 - 1:46.279	6 - 1:35.604	11 - 1:34.768
2 - 1:36.388	7 - 1:34.625	12 - 1:35.398
3 - 1:37.052	8 - 1:34.943	13 - 1:37.197
4 - 1:36.860	9 - 1:34.338	
5 - 1:36.448	10 - 1:34.864	
72	Andrew STORER	Royale RP27
1 - 1:50.026	6 - 1:36.989	11 - 1:35.806
2 - 1:38.010	7 - 1:37.285	12 - 1:36.686
3 - 1:38.300	8 - 1:37.246	13 - 1:36.750
4 - 1:37.098	9 - 1:35.674	
5 - 1:38.018	10 - 1:35.764	
75	Colin WRIGHT	Reynard SF79
1 - 1:56.120	6 - 1:36.146	11 - 1:34.083
2 - 1:36.210	7 - 1:35.208	12 - 1:33.800
3 - 1:36.517	8 - 1:35.597	13 - 1:35.241
4 - 1:35.509	9 - 1:36.322	
5 - 1:38.369	10 - 1:34.396	
77	Amanda WHITAKER	Tiga SF78
1 - 1:47.085	6 - 1:37.598	
2 - 1:37.311	7 - 1:36.167	
3 - 1:36.294	8 - 1:38.221	
4 - 1:36.510		
5 - 1:36.429		
88	Paul DUKES	Reynard SF79
1 - 1:47.765	6 - 1:37.822	11 - 1:37.639
2 - 1:37.549	7 - 1:37.758	12 - 1:37.957
3 - 1:39.088	8 - 1:36.880	13 - 1:46.937
4 - 1:37.274	9 - 1:36.580	
5 - 1:44.857	10 - 2:00.946	
98	Scott TEMPLE	Reynard SF79
1 - 1:41.069	6 - 1:33.641	11 - 1:34.761
2 - 1:34.692	7 - 1:34.259	12 - 1:37.045
3 - 1:34.284	8 - 1:34.072	13 - 1:36.681
4 - 1:33.380	9 - 1:33.913	
5 - 1:34.127	10 - 1:34.111	

Weather/Track: Sun /Dry

www.mstworld.com

Page 4 of 5

Cadwell Park
 Circuit Length = 2.1870 miles.
 Start: 15:41 End: 16:02

Printed - 16:04 Sunday, 11 April 2010

The Packing Partnership Historic Formula Ford 2000
RACE 6 - LAP ANALYSIS - Cadwell Park - 11 April 2010
(contd.)

99	Paul POSSAMAI	Lola T580
1 - 2:02.079	6 - 1:53.294	11 - 1:49.867
2 - 1:50.538	7 - 2:02.616	
3 - 1:49.277	8 - 1:50.890	
4 - 1:50.549	9 - 1:53.308	
5 - 1:50.843	10 - 1:52.438	

The Packing Partnership Historic Formula Ford 2000
RACE 6 - LAP CHART - Cadwell Park - 11 April 2010

Lap 1			Lap 2			Lap 3			Lap 4			Lap 5		
No	Behind	Laptime	No	Behind	Laptime	No	Behind	Laptime	No	Behind	Laptime	No	Behind	Laptime
98		1:41.069	98		1:34.692	98		1:34.284	98		1:33.380	98		1:34.127
48	1.603	1:42.672	48	2.272	1:35.361	48	2.195	1:34.207	16	7.417	1:35.317	16	7.274	1:33.984
25	3.045	1:44.114	25	4.160	1:35.807	25	5.104	1:35.228	25	8.450	1:36.726	25	8.790	1:34.467
16	3.324	1:44.393	16	4.636	1:36.004	16	5.480	1:35.128	34	9.787	1:36.537	34	9.030	1:33.370
34	4.058	1:45.127	34	5.016	1:35.650	34	6.630	1:35.898	11	12.572	1:37.010	11	15.202	1:36.757
11	5.001	1:46.070	11	6.755	1:36.446	11	8.942	1:36.471	56	12.763	1:36.253	60	15.475	1:36.448
60	5.210	1:46.279	60	6.906	1:36.388	60	9.674	1:37.052	60	13.154	1:36.860	77	16.077	1:36.429
56	5.300	1:46.369	56	7.226	1:36.618	56	9.890	1:36.948	77	13.775	1:36.510	27	17.300	1:35.864
77	6.016	1:47.085	77	8.635	1:37.311	77	10.645	1:36.294	27	15.563	1:36.354	4	23.436	1:38.430
88	6.696	1:47.765	88	9.553	1:37.549	27	12.589	1:37.009	88	18.251	1:37.274	72	23.900	1:38.018
27	6.935	1:48.004	27	9.864	1:37.621	88	14.357	1:39.088	4	19.133	1:37.577	6	24.792	1:39.455
6	7.491	1:48.560	4	11.163	1:37.421	4	14.936	1:38.057	6	19.464	1:37.254	75	25.173	1:38.369
4	8.434	1:49.503	6	11.587	1:38.788	6	15.590	1:38.287	72	20.009	1:37.098	57	26.115	1:39.623
72	8.957	1:50.026	72	12.275	1:38.010	72	16.291	1:38.300	57	20.619	1:37.434	88	28.981	1:44.857
57	9.402	1:50.471	57	12.511	1:37.801	57	16.565	1:38.338	75	20.931	1:35.509	31	36.417	1:40.811
9	9.774	1:50.843	9	14.726	1:39.644	75	18.802	1:36.517	31	29.733	1:39.069	42	48.182	1:42.902
31	11.900	1:52.969	75	16.569	1:36.210	9	20.879	1:40.437	42	39.407	1:41.282	41	53.890	1:43.356
43	14.939	1:56.008	31	18.962	1:41.754	31	24.044	1:39.366	41	44.661	1:43.338	43	54.344	1:42.916
75	15.051	1:56.120	43	24.870	1:44.623	42	31.505	1:40.898	43	45.555	1:42.903	5	55.213	1:43.028
42	15.721	1:56.790	42	24.891	1:43.862	41	34.703	1:43.215	5	46.312	1:42.988	99	1:25.734	1:50.843
41	16.483	1:57.552	41	25.772	1:43.981	43	36.032	1:45.446	46	56.061	1:47.898			
5	17.024	1:58.093	5	26.687	1:44.355	5	36.704	1:44.301	99	1:09.018	1:50.549			
46	18.711	1:59.780	46	29.643	1:45.624	46	41.543	1:46.184						
99	21.010	2:02.079	99	36.856	1:50.538	99	51.849	1:49.277						
47	22.385	2:03.454												

Weather/Track: Sun /Dry

www.mstworld.com

Cadwell Park
 Circuit Length = 2.1870 miles.
 Start: 15:41 End: 16:02

The Packing Partnership Historic Formula Ford 2000

RACE 6 - LAP CHART - Cadwell Park - 11 April 2010

(contd.)

Lap 6			Lap 7			Lap 8			Lap 9			Lap 10		
No	Behind	Laptime	No	Behind	Laptime	No	Behind	Laptime	No	Behind	Laptime	No	Behind	Laptime
98		1:33.641	98		1:34.259	98		1:34.072	98		1:33.913	98		1:34.111
16	9.180	1:35.547	34	9.670	1:34.638	34	9.879	1:34.281	34	9.648	1:33.682	34	9.102	1:33.565
34	9.291	1:33.902	16	10.383	1:35.462	16	10.340	1:34.029	16	10.992	1:34.565	16	11.155	1:34.274
25	10.043	1:34.894	25	10.779	1:34.995	25	11.116	1:34.409	25	11.786	1:34.583	25	11.762	1:34.087
60	17.438	1:35.604	99	1 LAP	1:53.294	60	18.675	1:34.943	60	19.100	1:34.338	60	19.853	1:34.864
11	18.996	1:37.435	60	17.804	1:34.625	11	22.119	1:35.596	11	23.413	1:35.207	11	24.347	1:35.045
27	19.381	1:35.722	11	20.595	1:35.858	27	22.893	1:35.834	27	24.009	1:35.029	27	25.943	1:36.045
77	20.034	1:37.598	27	21.131	1:36.009	77	26.091	1:38.221	4	32.282	1:36.464	75	32.846	1:34.396
4	26.530	1:36.735	77	21.942	1:36.167	4	29.731	1:35.696	75	32.561	1:36.322	4	35.568	1:37.397
72	27.248	1:36.989	4	28.107	1:35.836	75	30.152	1:35.597	72	35.209	1:35.674	72	36.862	1:35.764
75	27.678	1:36.146	75	28.627	1:35.208	72	33.448	1:37.246	6	39.837	1:37.293	57	41.470	1:35.394
6	29.071	1:37.920	72	30.274	1:37.285	6	36.457	1:38.332	57	40.187	1:37.195	6	43.795	1:38.069
57	29.285	1:36.811	6	32.197	1:37.385	57	36.905	1:38.034	88	42.136	1:36.580	88	1:08.971	2:00.946
88	33.162	1:37.822	57	32.943	1:37.917	88	39.469	1:36.880	99	1 LAP	1:50.890	99	1 LAP	1:53.308
31	41.229	1:38.453	88	36.661	1:37.758	99	1 LAP	2:02.616	31	1:09.266	1:54.111	42	1:21.933	1:39.581
42	56.567	1:42.026	31	45.396	1:38.426	31	49.068	1:37.744	42	1:16.463	1:40.409	41	1:33.431	1:43.266
41	1:02.295	1:42.046	42	1:03.716	1:41.408	42	1:09.967	1:40.323	41	1:24.276	1:41.476	43	1:34.149	1:42.567
43	1:03.091	1:42.388	41	1:09.167	1:41.131	41	1:16.713	1:41.618	43	1:25.693	1:40.409	5	1:34.600	1:41.157
5	1:03.792	1:42.220	43	1:10.471	1:41.639	43	1:19.197	1:42.798	5	1:27.554	1:40.171			
			5	1:11.008	1:41.475	5	1:21.296	1:44.360						

Weather/Track: Sun /Dry

www.mstworld.com

Page 2 of 3

Cadwell Park
Circuit Length = 2.1870 miles.
Start: 15:41 End: 16:02

Printed - 16:04 Sunday, 11 April 2010

The Packing Partnership Historic Formula Ford 2000
RACE 6 - LAP CHART - Cadwell Park - 11 April 2010
 (contd.)

Lap 11			Lap 12			Lap 13			Lap 14			Lap 15		
No	Behind	Laptime	No	Behind	Laptime	No	Behind	Laptime	No	Behind	Laptime	No	Behind	Laptime
98		1:34.761	98		1:37.045	98		1:36.681						
34	8.237	1:33.896	41	1 LAP	1:43.720	99	2 LAPS	1:49.867						
16	11.240	1:34.846	43	1 LAP	1:43.661	43	1 LAP	1:43.012						
25	11.927	1:34.926	34	7.049	1:35.857	16	12.749	1:41.141						
60	19.860	1:34.768	5	1 LAP	1:45.084	5	1 LAP	1:42.638						
11	24.912	1:35.326	16	8.289	1:34.094	60	18.729	1:37.197						
27	28.751	1:37.569	60	18.213	1:35.398	11	26.762	1:38.194						
75	32.168	1:34.083	11	25.249	1:37.382	75	27.483	1:35.241						
4	36.002	1:35.195	27	27.819	1:36.113	27	27.916	1:36.778						
72	37.907	1:35.806	75	28.923	1:33.800	4	35.096	1:37.512						
57	42.182	1:35.473	4	34.265	1:35.308	72	37.617	1:36.750						
6	46.471	1:37.437	72	37.548	1:36.686	57	40.122	1:35.440						
88	1:11.849	1:37.639	57	41.363	1:36.226	6	50.660	1:39.742						
42	1:25.920	1:38.748	6	47.599	1:38.173	41	1 LAP	2:38.527P						
99	1 LAP	1:52.438	88	1:12.761	1:37.957	88	1:23.017	1:46.937						
			42	1:26.260	1:37.385	42	1:29.928	1:40.349						

Weather/Track: Sun /Dry

www.mstworld.com

Cadwell Park
 Circuit Length = 2.1870 miles.
 Start: 15:41 End: 16:02

Printed - 16:04 Sunday, 11 April 2010

HSCC/FJHRA Miller Oils Historic Formula Junior Race B

QUALIFYING - RACE 7 - Cadwell Park - 11 April 2010

POS	NO	CL	DRIVER	NAT	CAR	TIME	LAPS	GAP	MPH
1	63	E	Jon MILICEVIC		Cooper T59	1:37.763	10		80.53
2	62	E	James MURRAY	TR?	Lola Mk5A	1:38.449	10	0.686	79.97
3	51	E	Michael HIBBERD Res1		Lotus 27	1:40.963	9	3.200	77.98
4	84	E	Mark WOODHOUSE		Lotus 20/22	1:41.217	10	3.454	77.78
5	47	C	Benn SIMMS		Elva 200	1:41.588	10	3.825	77.50
6	52	E	James CLARIDGE		Lola Mk5A	1:41.976	9	4.213	77.20
7	48	D	Callum MACLEOD		Caravelle Mk2	1:42.278	9	4.515	76.97
8	97	E	Adam SYKES		Lotus 20/22	1:43.013	9	5.250	76.42
9	79	E	Andrew HIBBERD		Lotus 22	1:43.348	9	5.585	76.18
10	73	E	Peter ANTISS		Lotus 20/22	1:43.804	9	6.041	75.84
11	85	D	John CHISHOLM		Gemini Mk 3A	1:43.874	9	6.111	75.79
12	78	E	Paul SMEETH		Lotus 22	1:44.939	9	7.176	75.02
13	7	C	David GATHERCOLE		Lotus 18	1:45.515	8	7.752	74.61
14	1	D	Christopher DRAKE		Elva 300	1:45.897	9	8.134	74.34
15	95	E	Linden BRAND		Lotus 22	1:46.496	9	8.733	73.93
16	44	C	Andrew ROBERTSON		Crossle 4F	1:47.487	9	9.724	73.24
17	59	C	David HALL		BMC Huffaker Mk2	1:47.769	9	10.006	73.05
18	87	E	Andrew WILKINSON		Cooper T59	1:48.952	9	11.189	72.26
19	70	E	Bob BIRRELL		Brabham BT6	1:51.134	9	13.371	70.84
20	31	C	Kevin MUSSON		Lotus 18	1:51.525	9	13.762	70.59
21	65	H	George COOPER		Cooper T59	1:53.193	8	15.430	69.55
22	32	C	John DOWSON		Elva 200	1:54.534	8	16.771	68.74
23	37	C	James OWEN		Elva 200	1:56.159	8	18.396	67.78
24	45	C	Jeremy DEELEY		Cooper T52	1:57.892	8	20.129	66.78
25	50	D	David WOODHOUSE		Dolphin International	1:59.890	8	22.127	65.67
26	42	C	Simon HAMILTON		Lotus 18	2:05.224	8	27.461	62.87
27	56	E	Vernon WILLIAMSON		Ausper T4	2:14.643	2	36.880	58.47

TR? Car 62 has no working transponder.

Weather/Track: Bright/Dry

These results are provisional until the conclusion of any judicial and technical matters.

Cadwell Park

Circuit Length = 2.1870 miles.

Start: 11:37 End: 11:52

Clerk of the Course:		Timekeeper:
----------------------	--	-------------

HSCC/FJHRA Miller Oils Historic Formula Junior Race B

QUALIFYING - LAP ANALYSIS - Cadwell Park - 11 April 2010

1	Christopher DRAKE	Elva 300
1 -	X:00.000	6 - 1:47.874
2 -	1:50.114	7 - 1:47.933
3 -	1:46.774	8 - 1:48.215
4 -	1:48.285	9 - 1:45.897
5 -	1:47.138	
7	David GATHERCOLE	Lotus 18
1 -	X:00.000	6 - 1:46.280
2 -	1:56.158	7 - 1:45.532
3 -	1:50.628	8 - 1:46.757
4 -	1:49.423	
5 -	1:45.515	
31	Kevin MUSSON	Lotus 18
1 -	X:00.000	6 - 1:53.112
2 -	1:58.851	7 - 1:52.032
3 -	1:56.077	8 - 1:51.525
4 -	1:57.518	9 - 1:52.604
5 -	1:55.480	
32	John DOWSON	Elva 200
1 -	X:00.000	6 - 1:56.690
2 -	2:13.097	7 - 1:56.592
3 -	2:06.005	8 - 1:54.534
4 -	1:59.844	
5 -	1:57.428	
37	James OWEN	Elva 200
1 -	X:00.000	6 - 1:58.287
2 -	2:13.211	7 - 1:59.228
3 -	2:07.233	8 - 1:56.159
4 -	2:07.255	
5 -	1:58.202	
42	Simon HAMILTON	Lotus 18
1 -	X:00.000	6 - 2:05.224
2 -	2:15.819	7 - 2:09.854
3 -	2:09.147	8 - 2:32.837
4 -	2:05.226	
5 -	2:09.907	

TR? Car 62 has no working transponder.
Weather/Track: Bright/Dry

HSCC/FJHRA Miller Oils Historic Formula Junior Race B
QUALIFYING - LAP ANALYSIS - Cadwell Park - 11 April 2010
 (contd.)

44	Andrew ROBERTSON	Crossle 4F
1 - X:00.000	6 - 1:47.487	
2 - 1:58.430	7 - 1:48.506	
3 - 1:53.598	8 - 1:52.645	
4 - 1:53.154	9 - 1:49.319	
5 - 1:50.517		
45	Jeremy DEELEY	Cooper T52
1 - X:00.000	6 - 1:57.892	
2 - 2:30.042	7 - 1:58.412	
3 - 2:05.283	8 - 2:00.228	
4 - 2:03.407		
5 - 2:04.660		
47	Benn SIMMS	Elva 200
1 - X:00.000	6 - 1:45.226	
2 - 1:50.036	7 - 1:41.770	
3 - 1:42.909	8 - 1:42.138	
4 - 1:42.061	9 - 1:41.588	
5 - 1:43.669	10 - 1:42.427	
48	Callum MACLEOD	Caravelle Mk2
1 - X:00.000	6 - 1:50.354	
2 - 1:57.241	7 - 1:45.463	
3 - 1:48.526	8 - 1:42.278	
4 - 1:45.676	9 - 1:44.186	
5 - 1:45.128		
50	David WOODHOUSE	Dolphin International
1 - X:00.000	6 - 1:59.890	
2 - 2:16.241	7 - 2:03.973	
3 - 2:11.088	8 - 2:01.618	
4 - 2:03.818		
5 - 2:02.833		
51	Michael HIBBERD Res1	Lotus 27
1 - X:00.000	6 - 1:43.332	
2 - 1:48.365	7 - 1:41.810	
3 - 1:46.357	8 - 1:45.835	
4 - 1:43.408	9 - 1:40.963	
5 - 1:41.746		

TR? Car 62 has no working transponder.
 Weather/Track: Bright/Dry

HSCC/FJHRA Miller Oils Historic Formula Junior Race B
QUALIFYING - LAP ANALYSIS - Cadwell Park - 11 April 2010
 (contd.)

52	James CLARIDGE		Lola Mk5A
1 -	X:00.000	6 -	1:51.017
2 -	1:50.705	7 -	1:44.401
3 -	1:46.381	8 -	1:41.976
4 -	1:44.550	9 -	1:46.286
5 -	1:43.348		
56	Vernon WILLIAMSON		Ausper T4
1 -	X:00.000		
2 -	2:14.643		
59	David HALL		BMC Huffaker Mk2
1 -	X:00.000	6 -	1:48.901
2 -	1:56.075	7 -	1:47.769
3 -	1:52.597	8 -	1:48.029
4 -	1:50.355	9 -	1:50.435
5 -	1:48.597		
62	James MURRAY	TR?	Lola Mk5A
1 -	X:00.000	6 -	1:40.392
2 -	1:43.589	7 -	1:39.585
3 -	1:39.081	8 -	1:38.449
4 -	1:42.378	9 -	1:43.917
5 -	1:40.742	10 -	1:40.277
63	Jon MILICEVIC		Cooper T59
1 -	X:00.000	6 -	1:41.269
2 -	1:40.363	7 -	1:39.207
3 -	1:38.001	8 -	1:40.356
4 -	1:39.468	9 -	1:40.283
5 -	1:39.777	10 -	1:37.763
65	George COOPER		Cooper T59
1 -	X:00.000	6 -	1:56.576
2 -	2:03.991	7 -	1:55.319
3 -	1:53.193	8 -	1:53.527
4 -	2:16.260		
5 -	1:55.384		

TR? Car 62 has no working transponder.
 Weather/Track: Bright/Dry

HSCC/FJHRA Miller Oils Historic Formula Junior Race B
QUALIFYING - LAP ANALYSIS - Cadwell Park - 11 April 2010
 (contd.)

70	Bob BIRRELL	Brabham BT6
1 - X:00.000	6 - 1:52.191	
2 - 2:06.851	7 - 1:51.140	
3 - 1:58.096	8 - 1:51.134	
4 - 2:00.841	9 - 2:00.134	
5 - 1:54.302		
73	Peter ANSTISS	Lotus 20/22
1 - X:00.000	6 - 1:51.614	
2 - 1:55.717	7 - 1:44.328	
3 - 1:47.219	8 - 1:46.115	
4 - 1:45.718	9 - 1:43.804	
5 - 1:45.153		
78	Paul SMEETH	Lotus 22
1 - X:00.000	6 - 1:44.939	
2 - 2:07.160	7 - 1:45.891	
3 - 1:52.054	8 - 1:47.674	
4 - 1:47.717	9 - 1:47.949	
5 - 1:45.523		
79	Andrew HIBBERD	Lotus 22
1 - X:00.000	6 - 2:20.800P	
2 - 1:56.994	7 - 1:53.729	
3 - 1:48.366	8 - 1:43.348	
4 - 1:51.483	9 - 1:54.498	
5 - 1:46.176		
84	Mark WOODHOUSE	Lotus 20/22
1 - X:00.000	6 - 1:41.217	
2 - 1:46.105	7 - 1:41.521	
3 - 1:41.731	8 - 1:43.108	
4 - 1:45.909	9 - 1:42.751	
5 - 1:44.006	10 - 1:52.696	
85	John CHISHOLM	Gemini Mk 3A
1 - X:00.000	6 - 1:47.534	
2 - 1:49.690	7 - 1:44.369	
3 - 1:46.775	8 - 1:46.269	
4 - 1:45.105	9 - 1:43.874	
5 - 1:47.729		

TR? Car 62 has no working transponder.
 Weather/Track: Bright/Dry

HSCC/FJHRA Miller Oils Historic Formula Junior Race B
QUALIFYING - LAP ANALYSIS - Cadwell Park - 11 April 2010
 (contd.)

87	Andrew WILKINSON	Cooper T59
1 - X:00.000	6 - 1:48.952	
2 - 2:07.328	7 - 1:50.024	
3 - 1:59.468	8 - 1:50.899	
4 - 1:53.905	9 - 1:51.831	
5 - 1:51.825		
95	Linden BRAND	Lotus 22
1 - X:00.000	6 - 1:47.705	
2 - 1:58.004	7 - 1:49.183	
3 - 1:50.994	8 - 1:46.496	
4 - 2:23.728	9 - 1:51.026	
5 - 1:52.651		
97	Adam SYKES	Lotus 20/22
1 - X:00.000	6 - 1:43.013	
2 - 1:53.244	7 - 1:43.594	
3 - 2:06.802	8 - 1:43.642	
4 - 1:49.023	9 - 1:58.152	
5 - 1:44.681		

TR? Car 62 has no working transponder.
 Weather/Track: Bright/Dry

HSCC/FJHRA Miller Oils Historic Formula Junior Race B

GRID FOR RACE 7 - Cadwell Park - 11 April 2010

ROW 13	56 WILLIAMSON	42 HAMILTON
ROW 12	50 WOODHOUSE	45 DEELEY
ROW 11	37 OWEN	32 DOWSON
ROW 10	65 COOPER	31 MUSSON
ROW 9	70 BIRRELL	87 WILKINSON
ROW 8	59 HALL	44 ROBERTSON
ROW 7	95 BRAND	1 DRAKE
ROW 6	78 SMEETH	85 CHISHOLM
ROW 5	73 ANSTISS	79 HIBBERD
ROW 4	97 SYKES	48 MACLEOD
ROW 3	52 CLARIDGE	47 SIMMS
ROW 2	84 WOODHOUSE	51 HIBBERD
ROW 1	62 MURRAY	63 MILICEVIC
		POLE

TR? Car 62 has no working transponder. Reserve Car 7.

Weather/Track: Bright/Dry

These results are provisional until the conclusion of any judicial and technical matters.

Cadwell Park

Circuit Length = 2.1870 miles.

Start: 11:37 End: 11:52

Clerk of the Course:

Timekeeper:

HSCC/FJHRA Miller Oils Historic Formula Junior Race B

RACE 7 - CLASSIFICATION - Cadwell Park - 11 April 2010

POS	NO	CL	DRIVER	NAT	CAR	TIME	LAPS	GAP	MPH	BEST
1	63	E	Jon MILICEVIC		Cooper T59	20:08.858	12		78.15	1:38.747
2	51	E	Michael HIBBERD		Lotus 27	20:29.412	12	20.554	76.84	1:40.593
3	84	E	Mark WOODHOUSE		Lotus 20/22	20:30.120	12	21.262	76.80	1:40.650
4	52	E	James CLARIDGE		Lola Mk5A	20:31.607	12	22.749	76.71	1:40.573
5	47	C	Benn SIMMS		Elva 200	20:31.812	12	22.954	76.69	1:40.981
6	85	D	John CHISHOLM		Gemini Mk 3A	21:14.720	12	1:05.862	74.11	1:44.254
7	97	E	Adam SYKES		Lotus 20/22	21:19.927	12	1:11.069	73.81	1:43.674
8	78	E	Paul SMEETH		Lotus 22	21:25.144	12	1:16.286	73.51	1:45.146
9	1	D	Christopher DRAKE		Elva 300	21:25.580	12	1:16.722	73.49	1:44.620
10	73	E	Peter ANSTISS		Lotus 20/22	21:39.343	12	1:30.485	72.71	1:45.245
11	95	E	Linden BRAND		Lotus 22	21:42.808	12	1:33.950	72.51	1:45.068
12	59	C	David HALL		BMC Huffaker Mk2	20:20.291	11	1 LAP	70.97	1:47.399
13	79	E	Andrew HIBBERD		Lotus 22	20:44.110	11	1 LAP	69.61	1:48.242
14	70	E	Bob BIRRELL		Brabham BT6	20:45.563	11	1 LAP	69.53	1:49.470
15	31	C	Kevin MUSSON		Lotus 18	20:51.014	11	1 LAP	69.22	1:50.778
16	65	H	George COOPER		Cooper T59	20:54.329	11	1 LAP	69.04	1:50.886
17	32	C	John DOWSON		Elva 200	21:20.212	11	1 LAP	67.64	1:53.967
18	45	C	Jeremy DEELEY		Cooper T52	21:33.741	11	1 LAP	66.94	1:54.868
19	37	C	James OWEN		Elva 200	21:56.599	11	1 LAP	65.77	1:56.763
20	50	D	David WOODHOUSE		Dolphin International	20:28.331	10	2 LAPS	64.09	1:58.706

NOT CLASSIFIED

87	E	Andrew WILKINSON		Cooper T59	12:52.639	7	D.N.F.	71.33	1:46.364
62	E	James MURRAY		Lola Mk5A	10:15.687	6	D.N.F.	76.72	1:40.468
48	D	Callum MACLEOD		Caravelle Mk2	5:13.902	3	D.N.F.	75.24	1:40.980
44	C	Andrew ROBERTSON		Crossle 4F	2:04.471	1	D.N.F.	63.25	2:04.471
56	E	Vernon WILLIAMSON		Ausper T4	2:16.973	1	D.N.F.	57.48	2:16.973

FASTEST LAP

63	E	Jon MILICEVIC		Cooper T59	1:38.747	4	79.73mph	128.31kph
48	D	Callum MACLEOD		Caravelle Mk2	1:40.980	3	77.96mph	125.47kph
47	C	Benn SIMMS		Elva 200	1:40.981	2	77.96mph	125.47kph
65	H	George COOPER		Cooper T59	1:50.886	7	71.00mph	114.26kph

Weather/Track: Sun/Dry

These results are provisional until the conclusion of any judicial and technical matters.

Cadwell Park
Circuit Length = 2.1870 miles.
Start: 16:21 End: 16:41

Clerk of the Course:

Timekeeper:

HSCC/FJHRA Miller Oils Historic Formula Junior Race B
RACE 7 - LAP ANALYSIS - Cadwell Park - 11 April 2010

1	Christopher DRAKE	Elva 300
1 -	2:00.006	6 - 1:44.620
2 -	1:45.937	7 - 1:45.265
3 -	1:45.438	8 - 1:49.426
4 -	1:46.330	9 - 1:45.165
5 -	1:45.211	10 - 1:45.706
11 -	1:46.241	12 - 1:46.235
31	Kevin MUSSON	Lotus 18
1 -	2:06.952	6 - 1:53.889
2 -	1:51.774	7 - 1:51.786
3 -	1:52.183	8 - 1:52.810
4 -	1:52.367	9 - 1:54.077
5 -	1:53.532	10 - 1:50.866
11 -	1:50.778	
32	John DOWSON	Elva 200
1 -	2:08.233	6 - 1:54.690
2 -	1:54.823	7 - 1:55.169
3 -	1:55.043	8 - 1:58.982
4 -	1:54.970	9 - 1:54.324
5 -	1:54.965	10 - 1:53.967
11 -	1:55.046	
37	James OWEN	Elva 200
1 -	2:12.624	6 - 1:59.900
2 -	1:58.629	7 - 1:57.194
3 -	1:59.654	8 - 1:57.533
4 -	1:58.975	9 - 1:57.136
5 -	1:59.783	10 - 1:58.408
11 -	1:56.763	
44	Andrew ROBERTSON	Crossle 4F
1 -	2:04.471	
45	Jeremy DEELEY	Cooper T52
1 -	2:09.504	6 - 1:57.509
2 -	1:56.319	7 - 1:57.282
3 -	1:57.712	8 - 1:55.470
4 -	1:56.527	9 - 1:55.996
5 -	1:54.868	10 - 1:55.402
11 -	1:57.152	

Weather/Track: Sun/Dry

www.mstworld.com

Page 1 of 5

Cadwell Park
 Circuit Length = 2.1870 miles.
 Start: 16:21 End: 16:41
 Printed - 16:45 Sunday, 11 April 2010

HSCC/FJHRA Miller Oils Historic Formula Junior Race B
RACE 7 - LAP ANALYSIS - Cadwell Park - 11 April 2010
 (contd.)

47	Benn SIMMS	Elva 200
1 - 1:48.835	6 - 1:41.990	11 - 1:41.546
2 - 1:40.981	7 - 1:41.782	12 - 1:41.760
3 - 1:41.630	8 - 1:42.487	
4 - 1:41.565	9 - 1:41.419	
5 - 1:41.400	10 - 1:46.417	
48	Callum MACLEOD	Caravelle Mk2
1 - 1:51.548		
2 - 1:41.374		
3 - 1:40.980		
50	David WOODHOUSE	Dolphin International
1 - 2:16.062	6 - 2:02.685	
2 - 2:02.301	7 - 2:02.689	
3 - 2:00.170	8 - 2:01.108	
4 - 2:00.392	9 - 2:01.320	
5 - 2:02.898	10 - 1:58.706	
51	Michael HIBBERD	Lotus 27
1 - 1:46.964	6 - 1:41.867	11 - 1:41.971
2 - 1:41.279	7 - 1:42.114	12 - 1:41.706
3 - 1:41.200	8 - 1:41.538	
4 - 1:43.106	9 - 1:42.415	
5 - 1:40.593	10 - 1:44.659	
52	James CLARIDGE	Lola Mk5A
1 - 1:50.595	6 - 1:43.115	11 - 1:40.573
2 - 1:41.843	7 - 1:42.380	12 - 1:42.404
3 - 1:40.754	8 - 1:40.685	
4 - 1:41.034	9 - 1:41.068	
5 - 1:41.723	10 - 1:45.433	
56	Vernon WILLIAMSON	Ausper T4
1 - 2:16.973		

Weather/Track: Sun/Dry

www.mstworld.com

Page 2 of 5

Cadwell Park
 Circuit Length = 2.1870 miles.
 Start: 16:21 End: 16:41
 Printed - 16:45 Sunday, 11 April 2010

HSCC/FJHRA Miller Oils Historic Formula Junior Race B

RACE 7 - LAP ANALYSIS - Cadwell Park - 11 April 2010

(contd.)

59	David HALL	BMC Huffaker Mk2
1 - 2:01.040	6 - 1:47.399	11 - 1:52.193
2 - 1:50.948	7 - 1:48.430	
3 - 1:49.804	8 - 1:48.916	
4 - 1:49.936	9 - 1:49.253	
5 - 1:49.311	10 - 1:53.061	
62	James MURRAY	Lola Mk5A
1 - 1:47.532	6 - 1:42.012	
2 - 1:41.118		
3 - 1:41.326		
4 - 1:43.231		
5 - 1:40.468		
63	Jon MILICEVIC	Cooper T59
1 - 1:44.976	6 - 1:40.476	11 - 1:42.968
2 - 1:39.815	7 - 1:40.433	12 - 1:41.540
3 - 1:38.898	8 - 1:39.359	
4 - 1:38.747	9 - 1:42.187	
5 - 1:39.699	10 - 1:39.760	
65	George COOPER	Cooper T59
1 - 2:05.540	6 - 1:53.402	11 - 1:52.457
2 - 1:51.967	7 - 1:50.886	
3 - 1:52.133	8 - 1:53.494	
4 - 1:52.466	9 - 1:56.449	
5 - 1:53.755	10 - 1:51.780	
70	Bob BIRRELL	Brabham BT6
1 - 2:05.093	6 - 1:53.264	11 - 1:49.470
2 - 1:50.997	7 - 1:52.136	
3 - 1:50.706	8 - 1:53.125	
4 - 1:51.500	9 - 1:54.188	
5 - 1:50.992	10 - 1:54.092	
73	Peter ANSTISS	Lotus 20/22
1 - 2:01.139	6 - 1:46.162	11 - 1:45.555
2 - 1:49.731	7 - 1:45.914	12 - 1:46.104
3 - 1:48.294	8 - 1:48.223	
4 - 1:47.586	9 - 1:47.724	
5 - 1:47.666	10 - 1:45.245	

Weather/Track: Sun/Dry

www.mstworld.com

Page 3 of 5

Cadwell Park
Circuit Length = 2.1870 miles.
Start: 16:21 End: 16:41

Printed - 16:45 Sunday, 11 April 2010

HSCC/FJHRA Miller Oils Historic Formula Junior Race B

RACE 7 - LAP ANALYSIS - Cadwell Park - 11 April 2010

(contd.)

78	Paul SMEETH	Lotus 22
1 - 1:57.333	6 - 1:45.420	11 - 1:46.494
2 - 1:46.640	7 - 1:45.146	12 - 1:46.691
3 - 1:45.994	8 - 1:46.248	
4 - 1:47.302	9 - 1:45.293	
5 - 1:46.406	10 - 1:46.177	
79	Andrew HIBBERD	Lotus 22
1 - 2:03.493	6 - 1:56.438	11 - 1:51.314
2 - 1:50.099	7 - 1:52.145	
3 - 1:48.591	8 - 1:51.792	
4 - 1:48.242	9 - 1:50.044	
5 - 1:57.177	10 - 1:54.775	
84	Mark WOODHOUSE	Lotus 20/22
1 - 1:50.150	6 - 1:42.483	11 - 1:40.650
2 - 1:41.550	7 - 1:40.655	12 - 1:41.745
3 - 1:40.761	8 - 1:41.427	
4 - 1:41.170	9 - 1:41.375	
5 - 1:41.831	10 - 1:46.323	
85	John CHISHOLM	Gemini Mk 3A
1 - 1:58.043	6 - 1:44.254	11 - 1:44.681
2 - 1:46.792	7 - 1:44.430	12 - 1:45.347
3 - 1:46.253	8 - 1:44.747	
4 - 1:46.111	9 - 1:44.514	
5 - 1:44.931	10 - 1:44.617	
87	Andrew WILKINSON	Cooper T59
1 - 2:02.077	6 - 1:47.670	
2 - 1:51.281	7 - 1:49.548	
3 - 1:47.820		
4 - 1:47.879		
5 - 1:46.364		
95	Linden BRAND	Lotus 22
1 - 2:03.157	6 - 1:46.036	11 - 1:47.367
2 - 1:51.119	7 - 1:47.335	12 - 1:46.451
3 - 1:48.514	8 - 1:46.746	
4 - 1:48.224	9 - 1:45.919	
5 - 1:46.872	10 - 1:45.068	

Weather/Track: Sun/Dry

www.mstworld.com

Page 4 of 5

Cadwell Park
Circuit Length = 2.1870 miles.
Start: 16:21 End: 16:41

Printed - 16:45 Sunday, 11 April 2010

HSCC/FJHRA Miller Oils Historic Formula Junior Race B
RACE 7 - LAP ANALYSIS - Cadwell Park - 11 April 2010
(contd.)

97	Adam SYKES	Lotus 20/22
1 - 2:01.384	6 - 1:45.301	11 - 1:44.130
2 - 1:50.469	7 - 1:45.229	12 - 1:43.674
3 - 1:44.035	8 - 1:46.652	
4 - 1:43.760	9 - 1:44.888	
5 - 1:44.606	10 - 1:45.799	

Weather/Track: Sun/Dry

www.mstworld.com

Page 5 of 5

Cadwell Park
Circuit Length = 2.1870 miles.
Start: 16:21 End: 16:41
Printed - 16:45 Sunday, 11 April 2010

HSCC/FJHRA Miller Oils Historic Formula Junior Race B
RACE 7 - LAP CHART - Cadwell Park - 11 April 2010

Lap 1			Lap 2			Lap 3			Lap 4			Lap 5		
No	Behind	Laptime	No	Behind	Laptime	No	Behind	Laptime	No	Behind	Laptime	No	Behind	Laptime
63		1:44.976	63		1:39.815	63		1:38.898	63		1:38.747	63		1:39.699
51	1.988	1:46.964	51	3.452	1:41.279	51	5.754	1:41.200	51	10.113	1:43.106	51	11.007	1:40.593
62	2.556	1:47.532	62	3.859	1:41.118	62	6.287	1:41.326	47	10.575	1:41.565	62	11.540	1:40.468
47	3.859	1:48.835	47	5.025	1:40.981	47	7.757	1:41.630	62	10.771	1:43.231	47	12.276	1:41.400
84	5.174	1:50.150	84	6.909	1:41.550	84	8.772	1:40.761	84	11.195	1:41.170	84	13.327	1:41.831
52	5.619	1:50.595	52	7.647	1:41.843	52	9.503	1:40.754	52	11.790	1:41.034	52	13.814	1:41.723
48	6.572	1:51.548	48	8.131	1:41.374	48	10.213	1:40.980	85	34.763	1:46.111	85	39.995	1:44.931
78	12.357	1:57.333	78	19.182	1:46.640	78	26.278	1:45.994	78	34.833	1:47.302	1	40.787	1:45.211
85	13.067	1:58.043	85	20.044	1:46.792	85	27.399	1:46.253	1	35.275	1:46.330	78	41.540	1:46.406
1	15.030	2:00.006	1	21.152	1:45.937	1	27.692	1:45.438	97	37.212	1:43.760	97	42.119	1:44.606
59	16.064	2:01.040	73	26.079	1:49.731	97	32.199	1:44.035	73	44.314	1:47.586	73	52.281	1:47.666
73	16.163	2:01.139	97	27.062	1:50.469	73	35.475	1:48.294	87	46.621	1:47.879	87	53.286	1:46.364
97	16.408	2:01.384	59	27.197	1:50.948	87	37.489	1:47.820	79	47.989	1:48.242	95	55.751	1:46.872
87	17.101	2:02.077	87	28.567	1:51.281	59	38.103	1:49.804	95	48.578	1:48.224	59	58.904	1:49.311
95	18.181	2:03.157	79	28.801	1:50.099	79	38.494	1:48.591	59	49.292	1:49.936	79	1:05.467	1:57.177
79	18.517	2:03.493	95	29.485	1:51.119	95	39.101	1:48.514	70	55.860	1:51.500	70	1:07.153	1:50.992
44	19.495	2:04.471	70	31.299	1:50.997	70	43.107	1:50.706	65	59.670	1:52.466	65	1:13.726	1:53.755
70	20.117	2:05.093	65	32.716	1:51.967	65	45.951	1:52.133	31	1:00.840	1:52.367	31	1:14.673	1:53.532
65	20.564	2:05.540	31	33.935	1:51.774	31	47.220	1:52.183	32	1:10.633	1:54.970	32	1:25.899	1:54.965
31	21.976	2:06.952	32	38.265	1:54.823	32	54.410	1:55.043	45	1:17.626	1:56.527	45	1:32.795	1:54.868
32	23.257	2:08.233	45	41.032	1:56.319	45	59.846	1:57.712	37	1:27.446	1:58.975			
45	24.528	2:09.504	37	46.462	1:58.629	37	1:07.218	1:59.654	50	1:36.489	2:00.392			
37	27.648	2:12.624	50	53.572	2:02.301	50	1:14.844	2:00.170						
50	31.086	2:16.062												
56	31.997	2:16.973												

Weather/Track: Sun/Dry

www.mstworld.com

Cadwell Park
Circuit Length = 2.1870 miles.
Start: 16:21 End: 16:41

HSCC/FJHRA Miller Oils Historic Formula Junior Race B

RACE 7 - LAP CHART - Cadwell Park - 11 April 2010

(contd.)

Lap 6			Lap 7			Lap 8			Lap 9			Lap 10		
No	Behind	Laptime	No	Behind	Laptime	No	Behind	Laptime	No	Behind	Laptime	No	Behind	Laptime
63		1:40.476	63		1:40.433	63		1:39.359	63		1:42.187	63		1:39.760
37	1 LAP	1:59.783	45	1 LAP	1:57.509	31	1 LAP	1:51.786	70	1 LAP	1:53.125	79	1 LAP	1:50.044
51	12.398	1:41.867	51	14.079	1:42.114	32	1 LAP	1:55.169	79	1 LAP	1:51.792	70	1 LAP	1:54.188
62	13.076	1:42.012	47	15.139	1:41.782	51	16.258	1:41.538	65	1 LAP	1:53.494	51	21.385	1:44.659
47	13.790	1:41.990	84	15.556	1:40.655	84	17.624	1:41.427	31	1 LAP	1:52.810	84	23.375	1:46.323
84	15.334	1:42.483	52	18.400	1:42.380	47	18.267	1:42.487	51	16.486	1:42.415	47	24.156	1:46.417
52	16.453	1:43.115	37	1 LAP	1:59.900	52	19.726	1:40.685	84	16.812	1:41.375	52	24.280	1:45.433
50	1 LAP	2:02.898	50	1 LAP	2:02.685	45	1 LAP	1:57.282	47	17.499	1:41.419	31	1 LAP	1:54.077
85	43.773	1:44.254	85	47.770	1:44.430	37	1 LAP	1:57.194	52	18.607	1:41.068	65	1 LAP	1:56.449
1	44.931	1:44.620	1	49.763	1:45.265	85	53.158	1:44.747	32	1 LAP	1:58.982	32	1 LAP	1:54.324
78	46.484	1:45.420	78	51.197	1:45.146	78	58.086	1:46.248	45	1 LAP	1:55.470	45	1 LAP	1:55.996
97	46.944	1:45.301	97	51.740	1:45.229	97	59.033	1:46.652	85	55.485	1:44.514	85	1:00.342	1:44.617
73	57.967	1:46.162	73	1:03.448	1:45.914	1	59.830	1:49.426	37	1 LAP	1:57.533	78	1:07.609	1:46.177
87	1:00.480	1:47.670	95	1:08.213	1:47.335	50	1 LAP	2:02.689	78	1:01.192	1:45.293	97	1:07.773	1:45.799
95	1:01.311	1:46.036	87	1:09.595	1:49.548	73	1:12.312	1:48.223	97	1:01.734	1:44.888	1	1:08.754	1:45.706
59	1:05.827	1:47.399	59	1:13.824	1:48.430	95	1:15.600	1:46.746	1	1:02.808	1:45.165	37	1 LAP	1:57.136
70	1:19.941	1:53.264	70	1:31.644	1:52.136	59	1:23.381	1:48.916	73	1:17.849	1:47.724	73	1:23.334	1:45.245
79	1:21.429	1:56.438	79	1:33.141	1:52.145				95	1:19.332	1:45.919	95	1:24.640	1:45.068
65	1:26.652	1:53.402	65	1:37.105	1:50.886				50	1 LAP	2:01.108			
31	1:28.086	1:53.889							59	1:30.447	1:49.253			
32	1:40.113	1:54.690												

Weather/Track: Sun/Dry

www.mstworld.com

Page 2 of 3

Cadwell Park
Circuit Length = 2.1870 miles.
Start: 16:21 End: 16:41

Printed - 16:44 Sunday, 11 April 2010

HSCC/FJHRA Miller Oils Historic Formula Junior Race B
RACE 7 - LAP CHART - Cadwell Park - 11 April 2010
 (contd.)

Lap 11			Lap 12			Lap 13			Lap 14			Lap 15		
No	Behind	Laptime	No	Behind	Laptime	No	Behind	Laptime	No	Behind	Laptime	No	Behind	Laptime
63		1:42.968	63		1:41.540									
59	1 LAP	1:53.061	59	1 LAP	1:52.193									
50	2 LAPS	2:01.320	50	2 LAPS	1:58.706									
51	20.388	1:41.971	51	20.554	1:41.706									
84	21.057	1:40.650	84	21.262	1:41.745									
52	21.885	1:40.573	52	22.749	1:42.404									
47	22.734	1:41.546	47	22.954	1:41.760									
79	1 LAP	1:54.775	79	1 LAP	1:51.314									
70	1 LAP	1:54.092	70	1 LAP	1:49.470									
31	1 LAP	1:50.866	31	1 LAP	1:50.778									
65	1 LAP	1:51.780	65	1 LAP	1:52.457									
32	1 LAP	1:53.967	85	1:05.862	1:45.347									
85	1:02.055	1:44.681	97	1:11.069	1:43.674									
97	1:08.935	1:44.130	32	1 LAP	1:55.046									
45	1 LAP	1:55.402	78	1:16.286	1:46.691									
78	1:11.135	1:46.494	1	1:16.722	1:46.235									
1	1:12.027	1:46.241	45	1 LAP	1:57.152									
73	1:25.921	1:45.555	73	1:30.485	1:46.104									
95	1:29.039	1:47.367	95	1:33.950	1:46.451									
37	1 LAP	1:58.408	37	1 LAP	1:56.763									

Weather/Track: Sun/Dry

www.mstworld.com

Cadwell Park
 Circuit Length = 2.1870 miles.
 Start: 16:21 End: 16:41

HSCC Grandstand Motor Sports Tours Historic Formula Ford with Avon Tyres

QUALIFYING - RACE 8 - Cadwell Park - 11 April 2010

POS	NO	CL	DRIVER	NAT	CAR	TIME	LAPS	GAP	MPH
1	64		Darren BURKE		Macon MR8	1:35.082	8		82.80
2	5		Benn SIMMS		Alexis Mk14	1:37.151	10	2.069	81.04
3	7		Amanda WHITAKER		Elden Mk8	1:37.759	10	2.677	80.53
4	57		David WILD		Lola T200	1:38.017	10	2.935	80.32
5	16		Simon TOYNE		Lola T200	1:38.057	10	2.975	80.29
6	60		Derek BUCKTON		Elden Mk8	1:38.239	10	3.157	80.14
7	52		Andy NEWALL		Palliser WDF2	1:38.768	10	3.686	79.71
8	62		Ian ASHLEY		Lola T200	1:38.809	9	3.727	79.68
9	70		John HARRISON		Lola T200	1:39.034	10	3.952	79.50
10	4		John SYKES		Merlyn Mk11A/20	1:39.578	10	4.496	79.06
11	77		Chris SHARPLES		Palliser WDF1	1:41.039	9	5.957	77.92
12	54		Alex MEEK		Merlyn Mk20A	1:41.599	10	6.517	77.49
13	44		John BLADON		Merlyn Mk11A	1:42.273	9	7.191	76.98
14	19		Stephen KING		Macon MR8	1:42.316	9	7.234	76.95
15	66		Gregory THORNTON		Titan Mk4	1:43.669	5	8.587	75.94
16	27		Dick DIXON		Lotus 61	1:43.864	9	8.782	75.80
17	33		Andy WILLIS		Lola T200	1:44.235	3	9.153	75.53
18	31		Roy SIERGIEJEV		Merlyn Mk17	1:45.226	9	10.144	74.82
19	8		Andrew MANSELL		Merlyn Mk11A	1:45.463	9	10.381	74.65
20	49		John OWEN		Alexis Mk14	1:47.889	9	12.807	72.97
21	90	N	Brian MORRIS		Lenham T80	1:47.908	9	12.826	72.96
22	28		Michael WALES		Merlyn Mk20	1:48.182	9	13.100	72.77
23	92	N	Alistair LITTLEWOOD		Merlyn Mk20A	1:49.665	9	14.583	71.79

Weather/Track: Sun/Dry

These results are provisional until the conclusion of any judicial and technical matters.

Cadwell Park
Circuit Length = 2.1870 miles.
Start: 12:07 End: 12:22

Clerk of the Course:		Timekeeper:
----------------------	--	-------------

HSCC Grandstand Motor Sports Tours Historic Formula Ford with Avon Tyres QUALIFYING - LAP ANALYSIS - Cadwell Park - 11 April 2010

4	John SYKES	Merlyn Mk11A/20
1 - X:00.000	6 - 1:42.202	
2 - 1:51.121	7 - 1:45.579	
3 - 1:44.308	8 - 1:41.740	
4 - 1:39.578	9 - 1:40.381	
5 - 1:40.712	10 - 1:41.975	
5	Benn SIMMS	Alexis Mk14
1 - X:00.000	6 - 1:37.769	
2 - 1:41.138	7 - 1:37.641	
3 - 1:38.889	8 - 1:40.581	
4 - 1:38.007	9 - 1:39.095	
5 - 1:37.675	10 - 1:37.151	
7	Amanda WHITAKER	Elden Mk8
1 - X:00.000	6 - 1:38.670	
2 - 1:45.399	7 - 1:38.778	
3 - 1:39.982	8 - 1:39.175	
4 - 1:39.868	9 - 1:38.982	
5 - 1:37.759	10 - 1:38.860	
8	Andrew MANSELL	Merlyn Mk11A
1 - X:00.000	6 - 1:50.499	
2 - 1:56.844	7 - 1:46.287	
3 - 1:46.680	8 - 1:52.150	
4 - 1:48.009	9 - 1:45.463	
5 - 1:49.998		
16	Simon TOYNE	Lola T200
1 - X:00.000	6 - 1:38.086	
2 - 1:48.993	7 - 1:38.346	
3 - 1:46.388	8 - 1:38.057	
4 - 1:39.886	9 - 1:39.946	
5 - 1:38.811	10 - 1:39.656	
19	Stephen KING	Macon MR8
1 - X:00.000	6 - 1:46.059	
2 - 1:58.085	7 - 1:45.851	
3 - 1:55.626	8 - 1:42.316	
4 - 1:53.583	9 - 1:47.732	
5 - 2:00.798		

Weather/Track: Sun/Dry

www.mstworld.com

Page 1 of 4

Cadwell Park
Circuit Length = 2.1870 miles.
Start: 12:07 End: 12:22

Printed - 12:25 Sunday, 11 April 2010

HSCC Grandstand Motor Sports Tours Historic Formula Ford with Avon Tyres
QUALIFYING - LAP ANALYSIS - Cadwell Park - 11 April 2010
 (contd.)

27	Dick DIXON	Lotus 61
1 - X:00.000	6 - 1:45.029	
2 - 1:57.051	7 - 1:46.700	
3 - 1:46.729	8 - 1:44.507	
4 - 1:48.340	9 - 1:43.864	
5 - 1:47.501		
28	Michael WALES	Merlyn Mk20
1 - X:00.000	6 - 1:48.182	
2 - 1:58.276	7 - 1:48.622	
3 - 1:52.968	8 - 1:50.018	
4 - 1:52.133	9 - 1:50.219	
5 - 1:50.522		
31	Roy SIERGIEJEV	Merlyn Mk17
1 - X:00.000	6 - 1:47.558	
2 - 1:57.842	7 - 1:47.423	
3 - 1:49.410	8 - 1:46.283	
4 - 1:45.226	9 - 1:45.755	
5 - 1:57.801		
33	Andy WILLIS	Lola T200
1 - X:00.000		
2 - 1:48.535		
3 - 1:44.235		
44	John BLADON	Merlyn Mk11A
1 - X:00.000	6 - 1:43.747	
2 - 1:53.198	7 - 1:43.778	
3 - 1:47.507	8 - 1:42.273	
4 - 1:49.687	9 - 1:42.759	
5 - 1:45.062		
49	John OWEN	Alexis Mk14
1 - X:00.000	6 - 1:48.952	
2 - 1:56.651	7 - 1:49.007	
3 - 1:56.787	8 - 1:47.939	
4 - 1:51.032	9 - 1:47.889	
5 - 1:52.257		

Weather/Track: Sun/Dry

www.mstworld.com

Page 2 of 4

Cadwell Park
 Circuit Length = 2.1870 miles.
 Start: 12:07 End: 12:22
 Printed - 12:25 Sunday, 11 April 2010

HSCC Grandstand Motor Sports Tours Historic Formula Ford with Avon Tyres QUALIFYING - LAP ANALYSIS - Cadwell Park - 11 April 2010

(contd.)

52	Andy NEWALL	Palliser WDF2
1 - X:00.000	6 - 1:39.746	
2 - 1:49.686	7 - 1:39.695	
3 - 1:42.218	8 - 1:39.443	
4 - 1:41.745	9 - 1:39.822	
5 - 1:40.120	10 - 1:38.768	
54	Alex MEEK	Merlyn Mk20A
1 - X:00.000	6 - 1:42.107	
2 - 1:51.832	7 - 1:42.786	
3 - 1:45.736	8 - 1:41.616	
4 - 1:41.942	9 - 1:43.950	
5 - 1:41.728	10 - 1:41.599	
57	David WILD	Lola T200
1 - X:00.000	6 - 1:38.911	
2 - 1:46.019	7 - 1:38.373	
3 - 1:40.838	8 - 1:38.902	
4 - 1:38.360	9 - 1:38.017	
5 - 1:49.352	10 - 1:39.449	
60	Derek BUCKTON	Elden Mk8
1 - X:00.000	6 - 1:39.950	
2 - 1:53.476	7 - 1:41.623	
3 - 1:43.667	8 - 1:40.169	
4 - 1:38.239	9 - 1:39.717	
5 - 1:39.378	10 - 1:41.396	
62	Ian ASHLEY	Lola T200
1 - X:00.000	6 - 1:41.522	
2 - 1:51.460	7 - 1:40.090	
3 - 1:42.813	8 - 1:39.034	
4 - 1:40.070	9 - 1:38.933	
5 - 1:38.809		
64	Darren BURKE	Macon MR8
1 - X:00.000	6 - 1:41.690	
2 - 1:40.596	7 - 1:54.673	
3 - 1:36.842	8 - 6:02.663P	
4 - 1:35.451		
5 - 1:35.082		

Weather/Track: Sun/Dry

www.mstworld.com

Page 3 of 4

Cadwell Park
Circuit Length = 2.1870 miles.
Start: 12:07 End: 12:22

Printed - 12:25 Sunday, 11 April 2010

HSCC Grandstand Motor Sports Tours Historic Formula Ford with Avon Tyres
QUALIFYING - LAP ANALYSIS - Cadwell Park - 11 April 2010
 (contd.)

66	Gregory THORNTON	Titan Mk4
1 - X:00.000 2 - 1:52.454 3 - 1:45.606 4 - 1:43.669 5 - 1:43.738		
70	John HARRISON	Lola T200
1 - X:00.000 6 - 1:42.817 2 - 1:49.518 7 - 1:40.291 3 - 1:42.984 8 - 1:41.392 4 - 1:39.469 9 - 1:41.965 5 - 1:39.034 10 - 1:40.995		
77	Chris SHARPLES	Palliser WDF1
1 - X:00.000 6 - 1:43.987 2 - 1:53.285 7 - 1:44.706 3 - 1:46.830 8 - 1:41.542 4 - 1:47.624 9 - 1:41.039 5 - 1:46.872		
90	Brian MORRIS	Lenham T80
1 - X:00.000 6 - 1:47.908 2 - 2:01.565 7 - 1:48.016 3 - 1:56.968 8 - 1:49.482 4 - 1:54.917 9 - 1:56.531 5 - 1:48.651		
92	Alistair LITTLEWOOD	Merlyn Mk20A
1 - X:00.000 6 - 1:49.665 2 - 2:04.153 7 - 1:56.669 3 - 1:53.351 8 - 1:56.314 4 - 1:53.293 9 - 1:50.903 5 - 1:51.897		

HSCC Grandstand Motor Sports Tours Historic Formula Ford with Avon Tyres

GRID FOR RACE 8 - Cadwell Park - 11 April 2010

ROW 12		92	LITTLEWOOD	
ROW 11	28	WALES	90	MORRIS
ROW 10	49	OWEN	8	MANSELL
ROW 9	31	SIERGIEJEV	33	WILLIS
ROW 8	27	DIXON	66	THORNTON
ROW 7	19	KING	44	BLADON
ROW 6	54	MEEK	77	SHARPLES
ROW 5	4	SYKES	70	HARRISON
ROW 4	62	ASHLEY	52	NEWALL
ROW 3	60	BUCKTON	16	TOYNE
ROW 2	57	WILD	7	WHITAKER
ROW 1	5	SIMMS	64	BURKE
POLE				

Weather/Track: Sun/Dry

These results are provisional until the conclusion of any judicial and technical matters.

Cadwell Park

Circuit Length = 2.1870 miles.

Start: 12:07 End: 12:22

Clerk of the Course:

Timekeeper:

HSCC Grandstand Motor Sports Tours Historic Formula Ford with Avon Tyres

RACE 8 - AMENDED CLASSIFICATION - Cadwell Park - 11 April 2010

POS	NO	CL	DRIVER	NAT	CAR	TIME	LAPS	GAP	MPH	BEST
1	64		Darren BURKE		Macon MR8	15:58.612	10		82.13	1:33.901
2	5		Benn SIMMS		Alexis Mk14	16:13.740	10	15.128	80.85	1:36.135
3	7		Amanda WHITAKER		Elden Mk8	16:23.151	10	24.539	80.08	1:36.886
4	57		David WILD		Lola T200	16:26.545	10	27.933	79.80	1:37.279
5	52		Andy NEWALL		Palliser WDF2	16:28.932	10	30.320	79.61	1:37.541
6	16		Simon TOYNE		Lola T200	16:33.956	10	35.344	79.21	1:37.345
7	60		Derek BUCKTON		Elden Mk8	16:45.873	10	47.261	78.27	1:37.213
8	44		John BLADON		Merlyn Mk11A	17:04.076	10	1:05.464	76.88	1:40.368
9	77		Chris SHARPLES		Palliser WDF1	17:04.347	10	1:05.735	76.86	1:40.705
10	54		Alex MEEK		Merlyn Mk20A	17:04.648	10	1:06.036	76.83	1:40.595
11	27		Dick DIXON		Lotus 61	17:16.059	10	1:17.447	75.99	1:41.610
12	19		Stephen KING		Macon MR8	17:16.251	10	1:17.639	75.97	1:41.038
13	92	N	Alistair LITTLEWOOD		Merlyn Mk20A	17:25.676	10	1:27.064	75.29	1:41.700
14	49		John OWEN		Alexis Mk14	17:40.003	10	1:41.391	74.27	1:43.772
15	31		Roy SIERGIEJEW		Merlyn Mk17	17:43.696	10	1:45.084	74.01	1:43.509
16	90	N	Brian MORRIS		Lenham T80	16:01.314	9	1 LAP	73.71	1:44.369
17	8		Andrew MANSELL		Merlyn Mk11A	16:26.190	9	1 LAP	71.85	1:43.260
18	28		Michael WALES		Merlyn Mk20	16:26.192	9	1 LAP	71.85	1:46.813

NOT CLASSIFIED

62			Ian ASHLEY		Lola T200	13:36.841	8	D.N.F.	77.10	1:36.703
33			Andy WILLIS		Lola T200	8:40.715	5	D.N.F.	75.60	1:39.380
66			Gregory THORNTON		Titan Mk4	5:29.469	3	D.N.F.	71.69	1:45.724

FASTEST LAP

64			Darren BURKE		Macon MR8	1:33.901	6	83.84mph	134.93kph	
92	N		Alistair LITTLEWOOD		Merlyn Mk20A	1:41.700	7	77.41mph	124.58kph	

Car 31 +second penalty applied, flag infringement.

Weather/Track: Sun/Dry

These results are provisional until the conclusion of any judicial and technical matters.

Cadwell Park

Circuit Length = 2.1870 miles.

Start: 17:12 End: 17:28

Clerk of the Course:	Timekeeper:
----------------------	-------------

**HSCC Grandstand Motor Sports Tours Historic Formula Ford with Avon Tyres
RACE 8 - LAP ANALYSIS - Cadwell Park - 11 April 2010**

5	Benn SIMMS	Alexis Mk14
1 -	1:42.549	6 - 1:36.206
2 -	1:36.180	7 - 1:37.817
3 -	1:36.298	8 - 1:36.135
4 -	1:36.455	9 - 1:38.135
5 -	1:36.764	10 - 1:37.201
7	Amanda WHITAKER	Elden Mk8
1 -	1:46.170	6 - 1:37.002
2 -	1:37.131	7 - 1:37.762
3 -	1:37.325	8 - 1:37.082
4 -	1:37.853	9 - 1:37.284
5 -	1:36.886	10 - 1:38.656
8	Andrew MANSELL	Merlyn Mk11A
1 -	2:34.084	6 - 1:43.663
2 -	1:44.330	7 - 1:44.799
3 -	1:43.936	8 - 1:44.199
4 -	1:43.260	9 - 1:44.239
5 -	1:43.680	
16	Simon TOYNE	Lola T200
1 -	1:49.744	6 - 1:37.345
2 -	1:39.012	7 - 1:37.649
3 -	1:38.172	8 - 1:40.242
4 -	1:37.936	9 - 1:37.450
5 -	1:37.831	10 - 1:38.575
19	Stephen KING	Macon MR8
1 -	1:54.129	6 - 1:41.038
2 -	1:42.552	7 - 1:42.089
3 -	1:42.527	8 - 1:42.760
4 -	1:41.755	9 - 1:44.347
5 -	1:42.728	10 - 1:42.326
27	Dick DIXON	Lotus 61
1 -	1:52.844	6 - 1:42.212
2 -	1:42.976	7 - 1:42.123
3 -	1:42.604	8 - 1:42.914
4 -	1:42.043	9 - 1:44.159
5 -	1:41.610	10 - 1:42.574

Weather/Track: Sun/Dry

www.mstworld.com

Page 1 of 4

Cadwell Park
Circuit Length = 2.1870 miles.
Start: 17:12 End: 17:28

Printed - 17:31 Sunday, 11 April 2010

HSCC Grandstand Motor Sports Tours Historic Formula Ford with Avon Tyres
RACE 8 - LAP ANALYSIS - Cadwell Park - 11 April 2010
 (contd.)

28	Michael WALES	Merlyn Mk20
1 -	2:01.392	6 - 1:49.536
2 -	1:47.701	7 - 1:48.717
3 -	1:47.522	8 - 1:47.752
4 -	1:46.813	9 - 1:48.776
5 -	1:47.983	
31	Roy SIERGIEJEV	Merlyn Mk17
1 -	1:56.988	6 - 1:43.836
2 -	1:46.427	7 - 1:43.870
3 -	1:44.584	8 - 1:44.467
4 -	1:45.747	9 - 1:44.008
5 -	1:45.260	10 - 1:43.509
33	Andy WILLIS	Lola T200
1 -	1:58.157	
2 -	1:43.075	
3 -	1:39.955	
4 -	1:40.148	
5 -	1:39.380	
44	John BLADON	Merlyn Mk11A
1 -	1:51.004	6 - 1:42.135
2 -	1:42.132	7 - 1:41.641
3 -	1:41.206	8 - 1:41.592
4 -	1:40.847	9 - 1:40.982
5 -	1:40.368	10 - 1:42.169
49	John OWEN	Alexis Mk14
1 -	1:57.939	6 - 1:43.772
2 -	1:46.147	7 - 1:44.303
3 -	1:45.704	8 - 1:44.432
4 -	1:44.135	9 - 1:44.725
5 -	1:44.285	10 - 1:44.561
52	Andy NEWALL	Palliser WDF2
1 -	1:47.187	6 - 1:37.845
2 -	1:38.181	7 - 1:37.541
3 -	1:37.998	8 - 1:38.035
4 -	1:37.908	9 - 1:38.000
5 -	1:38.007	10 - 1:38.230

Weather/Track: Sun/Dry

www.mstworld.com

Page 2 of 4

Cadwell Park
 Circuit Length = 2.1870 miles.
 Start: 17:12 End: 17:28

Printed - 17:31 Sunday, 11 April 2010

HSCC Grandstand Motor Sports Tours Historic Formula Ford with Avon Tyres
RACE 8 - LAP ANALYSIS - Cadwell Park - 11 April 2010
 (contd.)

54	Alex MEEK	Merlyn Mk20A
1 -	1:51.555	6 - 1:42.538
2 -	1:41.885	7 - 1:41.682
3 -	1:41.527	8 - 1:41.208
4 -	1:40.965	9 - 1:40.828
5 -	1:40.595	10 - 1:41.865
57	David WILD	Lola T200
1 -	1:45.222	6 - 1:37.356
2 -	1:37.279	7 - 1:37.842
3 -	1:37.602	8 - 1:37.553
4 -	1:38.247	9 - 1:37.295
5 -	1:38.437	10 - 1:39.712
60	Derek BUCKTON	Elden Mk8
1 -	1:49.101	6 - 1:37.968
2 -	1:38.086	7 - 1:37.461
3 -	1:37.653	8 - 1:46.103
4 -	1:37.708	9 - 1:37.655
5 -	1:37.213	10 - 1:46.925
62	Ian ASHLEY	Lola T200
1 -	2:06.246	6 - 1:38.643
2 -	1:39.232	7 - 1:39.188
3 -	1:42.622	8 - 1:36.958
4 -	1:37.249	
5 -	1:36.703	
64	Darren BURKE	Macon MR8
1 -	1:41.322	6 - 1:33.901
2 -	1:34.984	7 - 1:36.370
3 -	1:34.798	8 - 1:35.950
4 -	1:34.387	9 - 1:34.969
5 -	1:34.397	10 - 1:37.534
66	Gregory THORNTON	Titan Mk4
1 -	1:57.326	
2 -	1:46.419	
3 -	1:45.724	

HSCC Grandstand Motor Sports Tours Historic Formula Ford with Avon Tyres
RACE 8 - LAP ANALYSIS - Cadwell Park - 11 April 2010
 (contd.)

77	Chris SHARPLES	Palliser WDF1
1 - 1:50.784	6 - 1:42.577	
2 - 1:41.700	7 - 1:41.472	
3 - 1:41.018	8 - 1:41.480	
4 - 1:41.163	9 - 1:40.705	
5 - 1:41.620	10 - 1:41.828	
90	Brian MORRIS	Lenham T80
1 - 1:59.312	6 - 1:45.372	
2 - 1:46.095	7 - 1:46.205	
3 - 1:45.286	8 - 1:44.611	
4 - 1:44.369	9 - 1:45.485	
5 - 1:44.579		
92	Alistair LITTLEWOOD	Merlyn Mk20A
1 - 1:59.449	6 - 1:42.518	
2 - 1:45.002	7 - 1:41.700	
3 - 1:44.907	8 - 1:41.992	
4 - 1:42.281	9 - 1:43.004	
5 - 1:42.691	10 - 1:42.132	

HSCC Grandstand Motor Sports Tours Historic Formula Ford with Avon Tyres

RACE 8 - LAP CHART - Cadwell Park - 11 April 2010

Lap 1			Lap 2			Lap 3			Lap 4			Lap 5		
No	Behind	Laptime	No	Behind	Laptime	No	Behind	Laptime	No	Behind	Laptime	No	Behind	Laptime
64		1:41.322	64		1:34.984	64		1:34.798	64		1:34.387	64		1:34.397
5	1.227	1:42.549	5	2.423	1:36.180	5	3.923	1:36.298	5	5.991	1:36.455	5	8.358	1:36.764
57	3.900	1:45.222	57	6.195	1:37.279	57	8.999	1:37.602	57	12.859	1:38.247	7	15.477	1:36.886
7	4.848	1:46.170	7	6.995	1:37.131	7	9.522	1:37.325	7	12.988	1:37.853	57	16.899	1:38.437
52	5.865	1:47.187	52	9.062	1:38.181	52	12.262	1:37.998	52	15.783	1:37.908	52	19.393	1:38.007
60	7.779	1:49.101	60	10.881	1:38.086	60	13.736	1:37.653	60	17.057	1:37.708	60	19.873	1:37.213
16	8.422	1:49.744	16	12.450	1:39.012	16	15.824	1:38.172	16	19.373	1:37.936	16	22.807	1:37.831
77	9.462	1:50.784	77	16.178	1:41.700	77	22.398	1:41.018	77	29.174	1:41.163	44	35.669	1:40.368
44	9.682	1:51.004	44	16.830	1:42.132	44	23.238	1:41.206	44	29.698	1:40.847	77	36.397	1:41.620
54	10.233	1:51.555	54	17.134	1:41.885	54	23.863	1:41.527	54	30.441	1:40.965	54	36.639	1:40.595
27	11.522	1:52.844	27	19.514	1:42.976	27	27.320	1:42.604	27	34.976	1:42.043	33	40.827	1:39.380
19	12.807	1:54.129	19	20.375	1:42.552	19	28.104	1:42.527	19	35.472	1:41.755	62	42.164	1:36.703
31	15.666	1:56.988	33	24.926	1:43.075	33	30.083	1:39.955	33	35.844	1:40.148	27	42.189	1:41.610
66	16.004	1:57.326	31	27.109	1:46.427	31	36.895	1:44.584	62	39.858	1:37.249	19	43.803	1:42.728
49	16.617	1:57.939	66	27.439	1:46.419	62	36.996	1:42.622	92	46.148	1:42.281	92	54.442	1:42.691
33	16.835	1:58.157	49	27.780	1:46.147	92	38.254	1:44.907	31	48.255	1:45.747	49	58.322	1:44.285
90	17.990	1:59.312	92	28.145	1:45.002	66	38.365	1:45.724	49	48.434	1:44.135	31	59.118	1:45.260
92	18.127	1:59.449	90	29.101	1:46.095	49	38.686	1:45.704	90	49.571	1:44.369	90	59.753	1:44.579
28	20.070	2:01.392	62	29.172	1:39.232	90	39.589	1:45.286	28	57.937	1:46.813	28	1:11.523	1:47.983
62	24.924	2:06.246	28	32.787	1:47.701	28	45.511	1:47.522	8	1:20.119	1:43.260	8	1:29.402	1:43.680
8	52.762	2:34.084	8	1:02.108	1:44.330	8	1:11.246	1:43.936						

Weather/Track: Sun/Dry

www.mstworld.com

Page 1 of 2

Cadwell Park
Circuit Length = 2.1870 miles.
Start: 17:12 End: 17:28

Printed - 17:31 Sunday, 11 April 2010

HSCC Grandstand Motor Sports Tours Historic Formula Ford with Avon Tyres
RACE 8 - LAP CHART - Cadwell Park - 11 April 2010
 (contd.)

Lap 6			Lap 7			Lap 8			Lap 9			Lap 10		
No	Behind	Laptime	No	Behind	Laptime	No	Behind	Laptime	No	Behind	Laptime	No	Behind	Laptime
64		1:33.901	64		1:36.370	64		1:35.950	64		1:34.969	64		1:37.534
5	10.663	1:36.206	8	1 LAP	1:43.663	28	1 LAP	1:48.717	5	15.461	1:38.135	90	1 LAP	1:45.485
7	18.578	1:37.002	5	12.110	1:37.817	8	1 LAP	1:44.799	28	1 LAP	1:47.752	5	15.128	1:37.201
57	20.354	1:37.356	7	19.970	1:37.762	5	12.295	1:36.135	8	1 LAP	1:44.199	7	24.539	1:38.656
52	23.337	1:37.845	57	21.826	1:37.842	7	21.102	1:37.082	7	23.417	1:37.284	28	1 LAP	1:48.776
60	23.940	1:37.968	52	24.508	1:37.541	57	23.429	1:37.553	57	25.755	1:37.295	8	1 LAP	1:44.239
16	26.251	1:37.345	60	25.031	1:37.461	52	26.593	1:38.035	52	29.624	1:38.000	57	27.933	1:39.712
44	43.903	1:42.135	16	27.530	1:37.649	16	31.822	1:40.242	16	34.303	1:37.450	52	30.320	1:38.230
77	45.073	1:42.577	44	49.174	1:41.641	60	35.184	1:46.103	60	37.870	1:37.655	16	35.344	1:38.575
54	45.276	1:42.538	62	49.724	1:39.188	62	50.732	1:36.958	44	1:00.829	1:40.982	60	47.261	1:46.925
62	46.906	1:38.643	77	50.175	1:41.472	44	54.816	1:41.592	77	1:01.441	1:40.705	44	1:05.464	1:42.169
27	50.500	1:42.212	54	50.588	1:41.682	77	55.705	1:41.480	54	1:01.705	1:40.828	77	1:05.735	1:41.828
19	50.940	1:41.038	27	56.253	1:42.123	54	55.846	1:41.208	27	1:12.407	1:44.159	54	1:06.036	1:41.865
92	1:03.059	1:42.518	19	56.659	1:42.089	27	1:03.217	1:42.914	19	1:12.847	1:44.347	27	1:17.447	1:42.574
49	1:08.193	1:43.772	92	1:08.389	1:41.700	19	1:03.469	1:42.760	92	1:22.466	1:43.004	19	1:17.639	1:42.326
31	1:09.053	1:43.836	49	1:16.126	1:44.303	92	1:14.431	1:41.992	31	1:34.109	1:44.008	92	1:27.064	1:42.132
90	1:11.224	1:45.372	31	1:16.553	1:43.870	49	1:24.608	1:44.432	49	1:34.364	1:44.725	31	1:40.084	1:43.509
28	1:27.158	1:49.536	90	1:21.059	1:46.205	31	1:25.070	1:44.467				49	1:41.391	1:44.561
						90	1:29.720	1:44.611						

Weather/Track: Sun/Dry

www.mstworld.com

Cadwell Park
 Circuit Length = 2.1870 miles.
 Start: 17:12 End: 17:28