



Historic Race Meeting

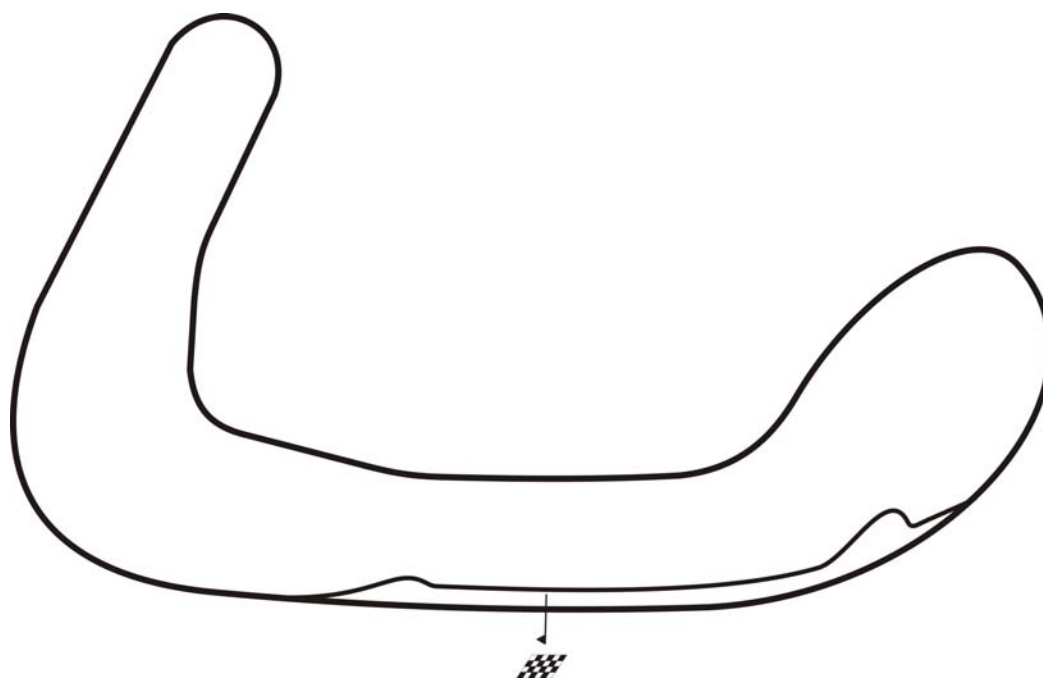
Brands Hatch Indy

Brands Hatch
23 September 2012



Timing and Results by MST SYSTEMS Ltd
www.mstworld.com

BRANDS HATCH INDY CIRCUIT



CIRCUIT LENGTH 1.198 Miles / 1.929 Kilometres



Historic Formula 3

RACE 1 - QUALIFYING - Brands Hatch - 23 September 2012

POS	NO	CL	DRIVER	NAT	CAR	TIME	LAPS	GAP	MPH
1	13	B	Dean FORWARD		Brabham BT21 B	1:07.130	10		64.29
2	7	B	Stuart TIZZARD		Chevron B15C	1:07.472	10	0.342	63.97
3	25	B	Simon ARMER		March 703	1:08.081	10	0.951	63.40
4	71	B	Chris HOLLAND		Brabham BT21	1:08.466	10	1.336	63.04
5	6	B	Leif BOSSON		Brabham BT28	1:08.567	10	1.437	62.95
6	96	B	Keith MESSER		Vesey Ford	1:08.846	10	1.716	62.69
7	60	B	Tim KARY		Brabham BT28	1:08.930	10	1.800	62.62
8	10	B	Jim CHAPMAN		Lotus 59	1:08.993	10	1.863	62.56
9	26	B	Steve SEAMAN		Brabham BT21	1:09.106	10	1.976	62.46
10	78	B	Mark WITHERSPOON		Tecno F3	1:09.231	10	2.101	62.34
11	50	B	James TIMMS		Brabham BT21B	1:10.412	9	3.282	61.30
12	57	B	René LIGONNET		Chevron B15	1:11.724	9	4.594	60.18
13	4	B	Mark LINSTONE		Brabham BT21	1:13.782	9	6.652	58.50
14	16	B	Nigel MILLER		Brabham BT21	1:13.991	9	6.861	58.33
15	62	B	Geoffrey O'NION		Tecno	1:14.255	9	7.125	58.12
16	19	B	Peter FROUDE		Tecno F3	1:14.631	9	7.501	57.83

Weather/Track: Sun/Dry

These results are provisional until the conclusion of any judicial and technical matters.

Brands Hatch

Circuit Length = 1.1990 miles.

Start: 10:00 End: 10:12

Clerk of the Course:

Timekeeper:

Historic Formula 3

RACE 1 - QUALIFYING LAP ANALYSIS - Brands Hatch - 23 September 2012

4	Mark LINSTONE	Brabham BT21
1 - X:00.000	6 - 1:14.332	
2 - 1:15.203	7 - 1:14.477	
3 - 1:16.284	8 - 1:14.175	
4 - 1:14.813	9 - 1:13.782	
5 - 1:14.432		
6	Leif BOSSON	Brabham BT28
1 - X:00.000	6 - 1:10.084	
2 - 1:08.567	7 - 1:11.299	
3 - 1:11.411	8 - 1:11.016	
4 - 1:12.141	9 - 1:14.283	
5 - 1:12.206	10 - 1:10.488	
7	Stuart TIZZARD	Chevron B15C
1 - X:00.000	6 - 1:07.472	
2 - 1:09.058	7 - 1:07.903	
3 - 1:08.799	8 - 1:09.422	
4 - 1:08.024	9 - 1:09.662	
5 - 1:09.290	10 - 1:07.619	
10	Jim CHAPMAN	Lotus 59
1 - X:00.000	6 - 1:09.761	
2 - 1:11.189	7 - 1:08.993	
3 - 1:11.088	8 - 1:09.028	
4 - 1:12.683	9 - 1:11.124	
5 - 1:11.397	10 - 1:15.239	
13	Dean FORWARD	Brabham BT21 B
1 - X:00.000	6 - 1:07.775	
2 - 1:11.299	7 - 1:08.877	
3 - 1:08.337	8 - 1:09.369	
4 - 1:10.485	9 - 1:07.140	
5 - 1:07.193	10 - 1:07.130	
16	Nigel MILLER	Brabham BT21
1 - X:00.000	6 - 1:16.765	
2 - 1:14.358	7 - 1:18.893	
3 - 1:13.991	8 - 1:23.100	
4 - 1:14.177	9 - 1:18.375	
5 - 1:15.556		

Weather/Track: Sun/Dry

www.mstworld.com

Page 1 of 3

Brands Hatch
Circuit Length = 1.1990 miles.
Start: 10:00 End: 10:12

Printed - 10:16 Sunday, 23 September 2012

Historic Formula 3

RACE 1 - QUALIFYING LAP ANALYSIS - Brands Hatch - 23 September 2012

(contd.)

19	Peter FROUDE	Tecno F3
1 - X:00.000	6 - 1:14.730	
2 - 1:15.975	7 - 1:14.631	
3 - 1:17.057	8 - 1:16.379	
4 - 1:17.029	9 - 1:16.828	
5 - 1:14.955		
25	Simon ARMER	March 703
1 - X:00.000	6 - 1:10.134	
2 - 1:10.058	7 - 1:08.634	
3 - 1:08.854	8 - 1:15.339	
4 - 1:08.081	9 - 1:08.783	
5 - 1:10.391	10 - 1:10.535	
26	Steve SEAMAN	Brabham BT21
1 - X:00.000	6 - 1:09.295	
2 - 1:13.074	7 - 1:09.240	
3 - 1:14.042	8 - 1:09.106	
4 - 1:13.659	9 - 1:12.055	
5 - 1:11.533	10 - 1:14.731	
50	James TIMMS	Brabham BT21B
1 - X:00.000	6 - 1:15.566	
2 - 1:12.577	7 - 1:12.313	
3 - 1:11.524	8 - 1:10.633	
4 - 1:11.447	9 - 1:10.523	
5 - 1:10.412		
57	René LIGONNET	Chevron B15
1 - X:00.000	6 - 1:12.686	
2 - 1:15.654	7 - 1:13.110	
3 - 1:14.346	8 - 1:11.724	
4 - 1:12.758	9 - 1:16.004	
5 - 1:13.079		
60	Tim KARY	Brabham BT28
1 - X:00.000	6 - 1:08.930	
2 - 1:11.337	7 - 1:09.009	
3 - 1:11.947	8 - 1:10.558	
4 - 1:09.954	9 - 1:14.956	
5 - 1:09.555	10 - 1:23.951	

Weather/Track: Sun/Dry

www.mstworld.com

Page 2 of 3

Brands Hatch
Circuit Length = 1.1990 miles.
Start: 10:00 End: 10:12

Printed - 10:16 Sunday, 23 September 2012

Historic Formula 3

RACE 1 - QUALIFYING LAP ANALYSIS - Brands Hatch - 23 September 2012

(contd.)

62	Geoffrey O'NION	Tecno
1 - X:00.000P	6 - 1:15.556	
2 - 1:23.371	7 - 1:15.810	
3 - 1:15.304	8 - 1:14.255	
4 - 1:14.383	9 - 1:15.044	
5 - 1:15.001		
71	Chris HOLLAND	Brabham BT21
1 - X:00.000	6 - 1:09.084	
2 - 1:28.340	7 - 1:09.134	
3 - 1:09.829	8 - 1:08.539	
4 - 1:08.728	9 - 1:08.466	
5 - 1:10.388	10 - 1:10.882	
78	Mark WITHERSPOON	Tecno F3
1 - X:00.000	6 - 1:10.463	
2 - 1:13.043	7 - 1:10.250	
3 - 1:10.686	8 - 1:15.530	
4 - 1:09.231	9 - 1:12.556	
5 - 1:11.457	10 - 1:16.075	
96	Keith MESSER	Vesey Ford
1 - X:00.000	6 - 1:11.611	
2 - 1:09.366	7 - 1:08.846	
3 - 1:19.845	8 - 1:15.287	
4 - 1:11.317	9 - 1:11.899	
5 - 1:13.630	10 - 1:11.611	

Weather/Track: Sun/Dry

www.mstworld.com

Page 3 of 3


Brands Hatch
Circuit Length = 1.1990 miles.
Start: 10:00 End: 10:12

Printed - 10:16 Sunday, 23 September 2012

Historic Formula 3

RACE 1 - GRID - Brands Hatch - 23 September 2012

ROW 8	62 O'NION	19 FROUDE
ROW 7	4 LINSTONE	16 MILLER
ROW 6	50 TIMMS	57 LIGONNET
ROW 5	26 SEAMAN	78 WITHERSPOON
ROW 4	60 KARY	10 CHAPMAN
ROW 3	6 BOSSON	96 MESSER
ROW 2	25 ARMER	71 HOLLAND
ROW 1	13 FORWARD	7 TIZZARD
	POLE	



Weather/Track: Sun/Dry

These results are provisional until the conclusion of any judicial and technical matters.

Brands Hatch
Circuit Length = 1.1990 miles.
Start: 10:00 End: 10:12

Clerk of the Course:

Timekeeper:

Historic Formula 3

RACE 1- CLASSIFICATION - Brands Hatch - 23 September 2012

POS	NO	CL	DRIVER	NAT	CAR	TIME	LAPS	GAP	MPH	BEST
1	13	B	Dean FORWARD		Brabham BT21 B	20:35.067	17		59.46	1:10.001
2	60	B	Tim KARY		Brabham BT28	21:02.621	17	27.554	58.16	1:11.832
3	25	B	Simon ARMER		March 703	21:06.064	17	30.997	58.00	1:12.668
4	7	B	Stuart TIZZARD		Chevron B15C	21:19.031	17	43.964	57.42	1:12.492
5	10	B	Jim CHAPMAN		Lotus 59	21:41.647	17	1:06.580	56.42	1:13.096
6	50	B	James TIMMS		Brabham BT21B	21:43.637	17	1:08.570	56.33	1:13.630
7	6	B	Leif BOSSON		Brabham BT28	21:35.267	16	1 LAP	53.36	1:16.363
8	4	B	Mark LINSTONE		Brabham BT21	21:54.798	15	2 LAPS	49.29	1:23.270
9	26	B	Steve SEAMAN		Brabham BT21	20:49.340	14	3 LAPS	48.42	1:23.421
10	19	B	Peter FROUDE		Tecno F3	21:10.807	14	3 LAPS	47.60	1:26.298
11	57	B	René LIGONNET		Chevron B15	21:24.140	14	3 LAPS	47.10	1:25.114

NOT CLASSIFIED

78	B	Mark WITHERSPOON		Tecno F3	9:14.401	6	D.N.F.	46.83	1:25.984
96	B	Keith MESSER		Vesey Ford	9:24.270	6	D.N.F.	46.01	1:21.838
71	B	Chris HOLLAND		Brabham BT21	7:10.232	4	D.N.F.	40.28	1:23.863
62	B	Geoffrey O'NION		Tecno	1:42.252	1	D.N.F.	42.84	1:42.252
16	B	Nigel MILLER		Brabham BT21	2:34.997	1	D.N.F.	28.26	

FASTEST LAP

13	B	Dean FORWARD		Brabham BT21 B	1:10.001	2	61.66mph	99.23kph	
----	---	--------------	--	----------------	----------	---	----------	----------	--

Car 57 No Working Transponder.

Weather/Track: Rain/Wet

These results are provisional until the conclusion of any judicial and technical matters.

Brands Hatch

Circuit Length = 1.1990 miles.

Start: 13:32 End: 13:52

Clerk of the Course:

Timekeeper:

Historic Formula 3

RACE 1- LAP ANALYSIS - Brands Hatch - 23 September 2012

4	Mark LINSTONE	Brabham BT21	
1 - 1:38.500	6 - 1:26.968	11 - 1:31.775	
2 - 1:25.030	7 - 1:26.241	12 - 1:29.011	
3 - 1:23.270	8 - 1:25.822	13 - 1:27.576	
4 - 1:24.664	9 - 1:27.462	14 - 1:26.359	
5 - 1:25.232	10 - 1:31.069	15 - 1:25.819	
6	Leif BOSSON	Brabham BT28	
1 - 1:26.184	6 - 1:18.538	11 - 1:22.574	16 - 1:23.028
2 - 1:16.363	7 - 1:19.962	12 - 1:21.459	
3 - 1:18.495	8 - 1:23.218	13 - 1:22.448	
4 - 1:17.369	9 - 1:22.748	14 - 1:21.859	
5 - 1:16.694	10 - 1:22.003	15 - 1:22.325	
7	Stuart TIZZARD	Chevron B15C	
1 - 1:21.634	6 - 1:22.360	11 - 1:14.402	16 - 1:12.492
2 - 1:14.263	7 - 1:13.385	12 - 1:14.558	17 - 1:13.357
3 - 1:14.326	8 - 1:14.452	13 - 1:13.879	
4 - 1:14.734	9 - 1:12.834	14 - 1:13.703	
5 - 1:13.843	10 - 1:21.043	15 - 1:13.766	
10	Jim CHAPMAN	Lotus 59	
1 - 1:23.687	6 - 1:15.514	11 - 1:18.650	16 - 1:13.096
2 - 1:14.374	7 - 1:16.657	12 - 1:15.756	17 - 1:13.756
3 - 1:15.057	8 - 1:15.519	13 - 1:15.590	
4 - 1:13.483	9 - 1:18.736	14 - 1:14.372	
5 - 1:25.836	10 - 1:15.199	15 - 1:16.365	
13	Dean FORWARD	Brabham BT21 B	
1 - 1:15.673	6 - 1:13.679	11 - 1:13.314	16 - 1:12.187
2 - 1:10.001	7 - 1:11.789	12 - 1:12.178	17 - 1:13.201
3 - 1:11.019	8 - 1:12.297	13 - 1:13.091	
4 - 1:10.501	9 - 1:12.565	14 - 1:13.623	
5 - 1:12.746	10 - 1:13.754	15 - 1:13.449	
16	Nigel MILLER	Brabham BT21	
1 - 2:34.997P			

Car 57 No Working Transponder.
Weather/Track: Rain/Wet

Historic Formula 3

RACE 1- LAP ANALYSIS - Brands Hatch - 23 September 2012

(contd.)

19	Peter FROUDE	Tecno F3	
1 - 1:40.977	6 - 1:30.431	11 - 1:29.966	
2 - 1:26.298	7 - 1:30.518	12 - 1:29.656	
3 - 1:26.532	8 - 1:32.683	13 - 1:31.162	
4 - 1:30.771	9 - 1:29.752	14 - 1:30.762	
5 - 1:30.899	10 - 1:30.400		
25	Simon ARMER	March 703	
1 - 1:24.116	6 - 1:12.951	11 - 1:13.148	16 - 1:12.668
2 - 1:13.389	7 - 1:15.666	12 - 1:13.770	17 - 1:14.129
3 - 1:12.981	8 - 1:14.698	13 - 1:13.700	
4 - 1:13.724	9 - 1:13.449	14 - 1:17.350	
5 - 1:12.774	10 - 1:14.323	15 - 1:13.228	
26	Steve SEAMAN	Brabham BT21	
1 - 1:34.434	6 - 1:26.925	11 - 1:32.420	
2 - 1:23.421	7 - 1:26.952	12 - 1:29.659	
3 - 1:26.045	8 - 1:32.297	13 - 1:31.565	
4 - 1:26.493	9 - 1:30.486	14 - 1:31.135	
5 - 1:25.932	10 - 1:31.576		
50	James TIMMS	Brabham BT21B	
1 - 1:29.133	6 - 1:15.331	11 - 1:17.673	16 - 1:13.630
2 - 1:14.205	7 - 1:18.887	12 - 1:16.827	17 - 1:16.990
3 - 1:14.732	8 - 1:17.933	13 - 1:14.989	
4 - 1:14.298	9 - 1:16.428	14 - 1:14.711	
5 - 1:14.062	10 - 1:18.139	15 - 1:15.669	
57	René LIGONNET	Chevron B15	
1 - 1:37.400	6 - 2:15.486	11 - 1:26.411	
2 - 1:25.775	7 - 1:28.047	12 - 1:27.144	
3 - 1:27.564	8 - 1:29.572	13 - 1:26.862	
4 - 1:25.699	9 - 1:31.122	14 - 1:27.759	
5 - 1:25.114	10 - 1:30.185		
60	Tim KARY	Brabham BT28	
1 - 1:26.510	6 - 1:14.143	11 - 1:13.498	16 - 1:13.100
2 - 1:11.832	7 - 1:15.328	12 - 1:13.888	17 - 1:12.588
3 - 1:12.568	8 - 1:14.721	13 - 1:13.493	
4 - 1:12.023	9 - 1:14.199	14 - 1:16.045	
5 - 1:11.963	10 - 1:13.429	15 - 1:13.293	

Car 57 No Working Transponder.
Weather/Track: Rain/Wet

Historic Formula 3

RACE 1- LAP ANALYSIS - Brands Hatch - 23 September 2012

(contd.)

62	Geoffrey O'NION	Tecno
1 - 1:42.252		
71	Chris HOLLAND	Brabham BT21
1 - 1:45.624 2 - 1:23.863 3 - 1:26.974 4 - 2:33.771P		
78	Mark WITHERSPOON	Tecno F3
1 - 1:38.936 6 - 1:49.024P 2 - 1:26.919 3 - 1:25.984 4 - 1:26.121 5 - 1:27.417		
96	Keith MESSER	Vesey Ford
1 - 1:30.839 6 - 2:00.992P 2 - 1:42.742 3 - 1:21.838 4 - 1:23.933 5 - 1:23.926		

Car 57 No Working Transponder.
Weather/Track: Rain/Wet

Historic Formula 3

RACE 1- LAP CHART - Brands Hatch - 23 September 2012

Lap 1			Lap 2			Lap 3			Lap 4			Lap 5		
No	Behind	Laptime	No	Behind	Laptime	No	Behind	Laptime	No	Behind	Laptime	No	Behind	Laptime
13		1:15.673	13		1:10.001	13		1:11.019	13		1:10.501	13		1:12.746
7	5.961	1:21.634	16	1 LAP	2:34.997P	7	13.530	1:14.326	60	15.739	1:12.023	19	1 LAP	1:30.771
10	8.014	1:23.687	7	10.223	1:14.263	25	13.793	1:12.981	25	17.016	1:13.724	60	14.956	1:11.963
25	8.443	1:24.116	25	11.831	1:13.389	60	14.217	1:12.568	7	17.763	1:14.734	25	17.044	1:12.774
6	10.511	1:26.184	10	12.387	1:14.374	10	16.425	1:15.057	10	19.407	1:13.483	7	18.860	1:13.843
60	10.837	1:26.510	60	12.668	1:11.832	50	21.377	1:14.732	50	25.174	1:14.298	50	26.490	1:14.062
50	13.460	1:29.133	6	16.873	1:16.363	6	24.349	1:18.495	6	31.217	1:17.369	10	32.497	1:25.836
96	15.166	1:30.839	50	17.664	1:14.205	26	47.207	1:26.045	26	1:03.199	1:26.493	6	35.165	1:16.694
26	18.761	1:34.434	26	32.181	1:23.421	4	50.107	1:23.270	4	1:04.270	1:24.664	71	1 LAP	2:33.771P
57	21.727	1:37.400	57	37.501	1:25.775	57	54.046	1:27.564	57	1:09.244	1:25.699			
4	22.827	1:38.500	4	37.856	1:25.030	78	55.146	1:25.984	78	1:10.766	1:26.121			
78	23.263	1:38.936	78	40.181	1:26.919	19	57.114	1:26.532	96	1:12.158	1:23.933			
19	25.304	1:40.977	19	41.601	1:26.298	96	58.726	1:21.838						
62	26.579	1:42.252	71	43.813	1:23.863	71	59.768	1:26.974						
71	29.951	1:45.624	96	47.907	1:42.742									

Car 57 No Working Transponder.
Weather/Track: Rain/Wet

Brands Hatch
Circuit Length = 1.1990 miles.
Start: 13:32 End: 13:52

Historic Formula 3

RACE 1- LAP CHART - Brands Hatch - 23 September 2012

(contd.)

Lap 6			Lap 7			Lap 8			Lap 9			Lap 10		
No	Behind	Laptime	No	Behind	Laptime	No	Behind	Laptime	No	Behind	Laptime	No	Behind	Laptime
13		1:13.679	13		1:11.789	13		1:12.297	13		1:12.565	13		1:13.754
26	1 LAP	1:25.932	26	1 LAP	1:26.925	60	21.383	1:14.721	57	2 LAPS	1:28.047	19	2 LAPS	1:32.683
4	1 LAP	1:25.232	4	1 LAP	1:26.968	25	22.594	1:14.698	60	23.017	1:14.199	60	22.692	1:13.429
57	1 LAP	1:25.114	60	18.959	1:15.328	7	31.292	1:14.452	25	23.478	1:13.449	25	24.047	1:14.323
96	1 LAP	1:23.926	25	20.193	1:15.666	4	1 LAP	1:26.241	7	31.561	1:12.834	57	2 LAPS	1:29.572
78	1 LAP	1:27.417	7	29.137	1:13.385	26	1 LAP	1:26.952	50	44.739	1:16.428	7	38.850	1:21.043
60	15.420	1:14.143	50	35.240	1:18.887	50	40.876	1:17.933	4	1 LAP	1:25.822	50	49.124	1:18.139
25	16.316	1:12.951	10	39.200	1:16.657	10	42.422	1:15.519	10	48.593	1:18.736	10	50.038	1:15.199
19	1 LAP	1:30.899	19	1 LAP	1:30.431	19	1 LAP	1:30.518	26	1 LAP	1:32.297	4	1 LAP	1:27.462
7	27.541	1:22.360	6	48.197	1:19.962	6	59.118	1:23.218	6	1:09.301	1:22.748	26	1 LAP	1:30.486
50	28.142	1:15.331	78	1 LAP	1:49.024P									
10	34.332	1:15.514	96	1 LAP	2:00.992P									
6	40.024	1:18.538	57	1 LAP	2:15.486									

Car 57 No Working Transponder.
Weather/Track: Rain/Wet

Brands Hatch
Circuit Length = 1.1990 miles.
Start: 13:32 End: 13:52

Historic Formula 3

RACE 1- LAP CHART - Brands Hatch - 23 September 2012

(contd.)

Lap 11			Lap 12			Lap 13			Lap 14			Lap 15		
No	Behind	Laptime	No	Behind	Laptime	No	Behind	Laptime	No	Behind	Laptime	No	Behind	Laptime
13		1:13.314	13		1:12.178	13		1:13.091	13		1:13.623	13		1:13.449
6	1 LAP	1:22.003	4	2 LAPS	1:31.069	6	1 LAP	1:21.459	57	3 LAPS	1:26.411	57	3 LAPS	1:27.144
19	2 LAPS	1:29.752	6	1 LAP	1:22.574	4	2 LAPS	1:31.775	60	27.410	1:16.045	60	27.254	1:13.293
60	22.876	1:13.498	26	2 LAPS	1:31.576	60	24.988	1:13.493	25	29.809	1:17.350	25	29.588	1:13.228
25	23.881	1:13.148	60	24.586	1:13.888	25	26.082	1:13.700	6	1 LAP	1:22.448	6	1 LAP	1:21.859
7	39.938	1:14.402	25	25.473	1:13.770	26	2 LAPS	1:32.420	4	2 LAPS	1:29.011	7	43.503	1:13.766
57	2 LAPS	1:31.122	19	2 LAPS	1:30.400	7	43.106	1:13.879	7	43.186	1:13.703	4	2 LAPS	1:27.576
50	53.483	1:17.673	7	42.318	1:14.558	19	2 LAPS	1:29.966	26	2 LAPS	1:29.659	50	1:03.338	1:15.669
10	55.374	1:18.650	50	58.132	1:16.827	50	1:00.030	1:14.989	50	1:01.118	1:14.711	10	1:05.116	1:16.365
			10	58.952	1:15.756	10	1:01.451	1:15.590	10	1:02.200	1:14.372	26	2 LAPS	1:31.565
			57	2 LAPS	1:30.185				19	2 LAPS	1:29.656			

Car 57 No Working Transponder.
Weather/Track: Rain/Wet

Brands Hatch
Circuit Length = 1.1990 miles.
Start: 13:32 End: 13:52

Historic Formula 3

RACE 1- LAP CHART - Brands Hatch - 23 September 2012

(contd.)

Lap 16			Lap 17			Lap 18			Lap 19			Lap 20		
No	Behind	Laptime	No	Behind	Laptime	No	Behind	Laptime	No	Behind	Laptime	No	Behind	Laptime
13		1:12.187	13		1:13.201									
19	3 LAPS	1:31.162	26	3 LAPS	1:31.135									
60	28.167	1:13.100	60	27.554	1:12.588									
25	30.069	1:12.668	25	30.997	1:14.129									
57	3 LAPS	1:26.862	19	3 LAPS	1:30.762									
7	43.808	1:12.492	7	43.964	1:13.357									
6	1 LAP	1:22.325	57	3 LAPS	1:27.759									
50	1:04.781	1:13.630	6	1 LAP	1:23.028									
10	1:06.025	1:13.096	10	1:06.580	1:13.756									
4	2 LAPS	1:26.359	50	1:08.570	1:16.990									
			4	2 LAPS	1:25.819									

Car 57 No Working Transponder.
Weather/Track: Rain/Wet

Brands Hatch
Circuit Length = 1.1990 miles.
Start: 13:32 End: 13:52

HSCC Historic Formula Ford 2000
RACE 2 - QUALIFYING - Brands Hatch - 23 September 2012

POS	NO	CL	DRIVER	NAT	CAR	TIME	LAPS	GAP	MPH
1	1	A	Russell LOVE		Reynard SF79	59.615	11		72.40
2	8	A	Andrew HUXTABLE		Lola T580	1:00.311	11	0.696	71.56
3	27	A	Andrew PARK		Reynard SF81	1:00.351	11	0.736	71.52
4	30	A	Michael THURSTON		Royale RP30	1:01.188	11	1.573	70.54
5	79	A	Benjamin TUSTING		Reynard SF79	1:01.707	10	2.092	69.95
6	6	A	Jeremy MAIN		Reynard SF79	1:02.029	11	2.414	69.58
7	72	A	Andrew STORER		Royale RP27	1:02.230	11	2.615	69.36
8	65	A	Peter DENHAM		Reynard RP27	1:02.320	10	2.705	69.26
9	75	A	Colin WRIGHT		Reynard SF79	1:02.522	11	2.907	69.03
10	197	A	Robert TUSTING		Delta T79	1:02.934	10	3.319	68.58
11	29	B	Eric HOULT		Lola T580	1:03.428	10	3.813	68.05
12	22	A	John HAYES-HARLOW		Royale RP30	1:03.500	11	3.885	67.97
13	43	A	Jan LANGDON		Reynard SF78	1:03.945	10	4.330	67.50
14	44	A	John DE RITTER		Delta T79	1:04.531	10	4.916	66.88
15	47	C	Jon RANDALL		Lola Supervee	1:04.954	10	5.339	66.45
16	18	A	Stephen GLASSWELL		Reynard SF79	1:06.850	10	7.235	64.56
17	69	A	Geoff PASHLEY		Reynard SF78	1:07.607	10	7.992	63.84
18	28	A	Fraser COLLINS		Reynard SF78	1:07.698	8	8.083	63.76
19	46	C	John BOWLES		Royale RP9	1:08.601	9	8.986	62.92
20	51	A	Stuart OLLEY		Delta T79	1:09.107	10	9.492	62.46
21	70	A	John TAYLOR		Royale RP27	1:10.710	7	11.095	61.04
22	97	C	Perry TUBB		Royale RP9/18	1:17.204	8	17.589	55.90

Weather/Track: Sun/Dry

These results are provisional until the conclusion of any judicial and technical matters.

Brands Hatch
 Circuit Length = 1.1990 miles.
 Start: 10:22 End: 10:33

Clerk of the Course:		Timekeeper:
----------------------	--	-------------

HSCC Historic Formula Ford 2000

RACE 2 - QUALIFYING LAP ANALYSIS - Brands Hatch - 23 September 2012

1	Russell LOVE	Reynard SF79
1 - X:00.000	6 - 1:00.356	11 - 1:00.839
2 - 1:01.077	7 - 59.615	
3 - 1:00.860	8 - 59.976	
4 - 1:00.857	9 - 1:00.103	
5 - 1:01.181	10 - 1:00.459	
6	Jeremy MAIN	Reynard SF79
1 - X:00.000	6 - 1:03.446	11 - 1:02.189
2 - 1:05.175	7 - 1:03.077	
3 - 1:03.165	8 - 1:08.010	
4 - 1:03.447	9 - 1:02.029	
5 - 1:02.910	10 - 1:07.298	
8	Andrew HUXTABLE	Lola T580
1 - X:00.000	6 - 1:00.311	11 - 1:00.541
2 - 1:00.650	7 - 1:00.944	
3 - 1:01.461	8 - 1:02.663	
4 - 1:01.800	9 - 1:07.062	
5 - 1:00.654	10 - 1:00.991	
18	Stephen GLASSWELL	Reynard SF79
1 - X:00.000	6 - 1:07.869	
2 - 1:10.600	7 - 1:07.070	
3 - 1:07.873	8 - 1:07.224	
4 - 1:08.656	9 - 1:06.850	
5 - 1:07.460	10 - 1:07.522	
22	John HAYES-HARLOW	Royale RP30
1 - X:00.000	6 - 1:04.554	11 - 1:04.140
2 - 1:06.387	7 - 1:04.422	
3 - 1:05.388	8 - 1:05.231	
4 - 1:04.933	9 - 1:04.316	
5 - 1:03.500	10 - 1:04.006	
27	Andrew PARK	Reynard SF81
1 - X:00.000	6 - 1:01.642	11 - 1:01.595
2 - 1:03.554	7 - 1:00.815	
3 - 1:01.783	8 - 1:02.556	
4 - 1:03.573	9 - 1:00.794	
5 - 1:01.096	10 - 1:00.351	

Weather/Track: Sun/Dry

www.mstworld.com

Page 1 of 4

Brands Hatch
Circuit Length = 1.1990 miles.
Start: 10:22 End: 10:33

Printed - 10:35 Sunday, 23 September 2012

HSCC Historic Formula Ford 2000

RACE 2 - QUALIFYING LAP ANALYSIS - Brands Hatch - 23 September 2012

(contd.)

28	Fraser COLLINS	Reynard SF78
1 - X:00.000P	6 - 1:07.698	
2 - 1:16.906	7 - 1:08.880	
3 - 1:10.595	8 - 1:09.358	
4 - 1:09.018		
5 - 1:09.434		
29	Eric HOULT	Lola T580
1 - X:00.000	6 - 1:05.309	
2 - 1:05.092	7 - 1:04.179	
3 - 1:03.428	8 - 1:05.305	
4 - 1:03.886	9 - 1:04.567	
5 - 1:18.928	10 - 1:03.601	
30	Michael THURSTON	Royale RP30
1 - X:00.000	6 - 1:02.510	11 - 1:01.188
2 - 1:04.810	7 - 1:02.872	
3 - 1:03.477	8 - 1:03.582	
4 - 1:01.706	9 - 1:04.319	
5 - 1:01.694	10 - 1:01.672	
43	Jan LANGDON	Reynard SF78
1 - X:00.000	6 - 1:07.247	
2 - 1:09.984	7 - 1:06.573	
3 - 1:08.012	8 - 1:05.984	
4 - 1:05.843	9 - 1:04.723	
5 - 1:07.037	10 - 1:03.945	
44	John DE RITTER	Delta T79
1 - X:00.000	6 - 1:04.531	
2 - 1:06.378	7 - 1:06.936	
3 - 1:05.831	8 - 1:06.937	
4 - 1:06.642	9 - 1:05.599	
5 - 1:05.327	10 - 1:05.891	
46	John BOWLES	Royale RP9
1 - X:00.000	6 - 1:08.647	
2 - 1:11.583	7 - 1:09.603	
3 - 1:09.634	8 - 1:09.558	
4 - 1:09.512	9 - 1:08.601	
5 - 1:11.099		

Weather/Track: Sun/Dry

www.mstworld.com

Page 2 of 4

Brands Hatch
Circuit Length = 1.1990 miles.
Start: 10:22 End: 10:33

Printed - 10:35 Sunday, 23 September 2012

HSCC Historic Formula Ford 2000

RACE 2 - QUALIFYING LAP ANALYSIS - Brands Hatch - 23 September 2012

(contd.)

47	Jon RANDALL	Lola Supervee
1 - X:00.000	6 - 1:06.116	
2 - 1:07.027	7 - 1:06.457	
3 - 1:06.624	8 - 1:05.442	
4 - 1:06.021	9 - 1:04.954	
5 - 1:07.944	10 - 1:05.302	
51	Stuart OLLEY	Delta T79
1 - X:00.000	6 - 1:09.107	
2 - 1:15.005	7 - 1:10.285	
3 - 1:13.796	8 - 1:24.361	
4 - 1:12.574	9 - 1:13.942	
5 - 1:11.743	10 - 1:11.296	
65	Peter DENHAM	Reynard RP27
1 - X:00.000	6 - 1:03.455	
2 - 1:04.166	7 - 1:02.731	
3 - 1:03.229	8 - 1:04.296	
4 - 1:03.014	9 - 1:02.320	
5 - 1:04.694	10 - 1:02.366	
69	Geoff PASHLEY	Reynard SF78
1 - X:00.000	6 - 1:09.874	
2 - 1:09.724	7 - 1:12.100	
3 - 1:08.457	8 - 1:09.640	
4 - 1:09.304	9 - 1:07.878	
5 - 1:07.607	10 - 1:07.775	
70	John TAYLOR	Royale RP27
1 - X:00.000	6 - 1:11.213	
2 - 1:13.378	7 - 2:10.307P	
3 - 1:10.710		
4 - 1:11.710		
5 - 1:12.598		
72	Andrew STORER	Royale RP27
1 - X:00.000	6 - 1:02.392	11 - 1:02.230
2 - 1:03.613	7 - 1:02.640	
3 - 1:03.517	8 - 1:03.926	
4 - 1:02.554	9 - 1:04.191	
5 - 1:02.408	10 - 1:03.163	

Weather/Track: Sun/Dry

www.mstworld.com

Page 3 of 4

Brands Hatch
Circuit Length = 1.1990 miles.
Start: 10:22 End: 10:33

Printed - 10:35 Sunday, 23 September 2012

HSCC Historic Formula Ford 2000

RACE 2 - QUALIFYING LAP ANALYSIS - Brands Hatch - 23 September 2012

(contd.)

75	Colin WRIGHT	Reynard SF79
1 - X:00.000	6 - 1:04.093	11 - 1:03.720
2 - 1:03.057	7 - 1:02.952	
3 - 1:02.952	8 - 1:05.105	
4 - 1:05.299	9 - 1:04.133	
5 - 1:02.522	10 - 1:03.310	
79	Benjamin TUSTING	Reynard SF79
1 - X:00.000	6 - 1:05.083	
2 - 1:10.596	7 - 1:01.707	
3 - 1:05.236	8 - 1:03.877	
4 - 1:04.605	9 - 1:04.007	
5 - 1:02.528	10 - 1:04.899	
97	Perry TUBB	Royale RP9/18
1 - X:00.000	6 - 1:25.707	
2 - 1:22.631	7 - 1:18.774	
3 - 1:25.263	8 - 1:17.204	
4 - 1:20.276		
5 - 1:21.921		
197	Robert TUSTING	Delta T79
1 - X:00.000	6 - 1:03.893	
2 - 1:04.992	7 - 1:04.203	
3 - 1:03.715	8 - 1:03.728	
4 - 1:03.592	9 - 1:02.934	
5 - 1:04.649	10 - 1:04.372	

Weather/Track: Sun/Dry

www.mstworld.com

Page 4 of 4


Brands Hatch
Circuit Length = 1.1990 miles.
Start: 10:22 End: 10:33

Printed - 10:35 Sunday, 23 September 2012

HSCC Historic Formula Ford 2000
RACE 2 - GRID - Brands Hatch - 23 September 2012

ROW 11	70 TAYLOR	97 TUBB
ROW 10	46 BOWLES	51 OLLEY
ROW 9	69 PASHLEY	28 COLLINS
ROW 8	47 RANDALL	18 GLASSWELL
ROW 7	43 LANGDON	44 DE RITTER
ROW 6	29 HOULT	22 HAYES-HARLOW
ROW 5	75 WRIGHT	197 TUSTING
ROW 4	72 STORER	65 DENHAM
ROW 3	79 TUSTING	6 MAIN
ROW 2	27 PARK	30 THURSTON
ROW 1	1 LOVE	8 HUXTABLE

POLE



Weather/Track: Sun/Dry

These results are provisional until the conclusion of any judicial and technical matters.

Brands Hatch
 Circuit Length = 1.1990 miles.
 Start: 10:22 End: 10:33

Clerk of the Course:

Timekeeper:

HSCC Historic Formula Ford 2000

RACE 2 - CLASSIFICATION - Brands Hatch - 23 September 2012

POS	NO	CL	DRIVER	NAT	CAR	TIME	LAPS	GAP	MPH	BEST
1	1	A	Russell LOVE		Reynard SF79	15:21.252	13		60.98	1:01.044
2	27	A	Andrew PARK		Reynard SF81	15:24.230	13	2.978	60.78	1:01.218
3	8	A	Andrew HUXTABLE		Lola T580	15:35.629	13	14.377	60.04	1:02.721
4	22	A	John HAYES-HARLOW		Royale RP30	15:37.844	13	16.592	59.90	1:01.797
5	6	A	Jeremy MAIN		Reynard SF79	15:38.029	13	16.777	59.88	1:02.913
6	72	A	Andrew STORER		Royale RP27	15:43.708	13	22.456	59.52	1:02.965
7	197	A	Robert TUSTING		Delta T79	16:01.908	13	40.656	58.40	1:05.871
8	44	A	John DE RITTER		Delta T79	16:07.527	13	46.275	58.06	1:05.634
9	47	C	Jon RANDALL		Lola Supervee	16:09.333	13	48.081	57.95	1:06.108
10	43	A	Jan LANGDON		Reynard SF78	15:33.855	12	1 LAP	55.53	1:07.643
11	46	C	John BOWLES		Royale RP9	15:47.708	12	1 LAP	54.72	1:09.644
12	69	A	Geoff PASHLEY		Reynard SF78	15:52.522	12	1 LAP	54.44	1:10.353
13	97	C	Perry TUBB		Royale RP9/18	16:01.233	10	3 LAPS	44.97	1:27.624

NOT CLASSIFIED

29	B	Eric HOULT		Lola T580	11:26.415	9	D.N.F.	56.68	1:04.530
30	A	Michael THURSTON		Royale RP30	9:19.876	7	D.N.F.	54.08	1:05.094
79	A	Benjamin TUSTING		Reynard SF79	10:11.378	7	D.N.F.	49.52	1:12.646
28	A	Fraser COLLINS		Reynard SF78	15:42.498	5	N.C.F.	22.96	1:13.605

FASTEST LAP

1	A	Russell LOVE		Reynard SF79	1:01.044	9	70.71mph	113.79kph
29	B	Eric HOULT		Lola T580	1:04.530	9	66.89mph	107.64kph
47	C	Jon RANDALL		Lola Supervee	1:06.108	9	65.29mph	105.07kph

Weather/Track: Rain/Wet

These results are provisional until the conclusion of any judicial and technical matters.

Brands Hatch
Circuit Length = 1.1990 miles.
Start: 15:23 End: 15:28

Clerk of the Course:

Timekeeper:

HSCC Historic Formula Ford 2000

RACE 2 - LAP ANALYSIS - Brands Hatch - 23 September 2012

1	Russell LOVE	Reynard SF79
1 - 1:08.375	6 - 1:48.562	11 - 1:01.668
2 - 1:02.627	7 - 1:38.763	12 - 1:02.576
3 - 1:02.492	8 - 1:01.172	13 - 1:01.323
4 - 1:03.331	9 - 1:01.044	
5 - 1:28.180	10 - 1:01.139	
6	Jeremy MAIN	Reynard SF79
1 - 1:11.561	6 - 1:47.270	11 - 1:03.772
2 - 1:05.084	7 - 1:38.753	12 - 1:04.227
3 - 1:06.342	8 - 1:03.671	13 - 1:04.385
4 - 1:06.172	9 - 1:04.225	
5 - 1:19.654	10 - 1:02.913	
8	Andrew HUXTABLE	Lola T580
1 - 1:09.821	6 - 1:47.326	11 - 1:02.721
2 - 1:05.534	7 - 1:39.730	12 - 1:03.782
3 - 1:05.451	8 - 1:03.602	13 - 1:04.574
4 - 1:07.497	9 - 1:03.678	
5 - 1:19.091	10 - 1:02.822	
22	John HAYES-HARLOW	Royale RP30
1 - 1:12.305	6 - 1:42.990	11 - 1:02.108
2 - 1:06.023	7 - 1:40.384	12 - 1:01.797
3 - 1:10.002	8 - 1:05.097	13 - 1:03.254
4 - 1:18.040	9 - 1:02.873	
5 - 1:09.924	10 - 1:03.047	
27	Andrew PARK	Reynard SF81
1 - 1:09.256	6 - 1:48.319	11 - 1:02.524
2 - 1:02.468	7 - 1:38.775	12 - 1:02.590
3 - 1:02.730	8 - 1:01.777	13 - 1:01.507
4 - 1:03.166	9 - 1:01.218	
5 - 1:28.359	10 - 1:01.541	
28	Fraser COLLINS	Reynard SF78
1 - 1:22.963		
2 - X:00.000P		
3 - 1:23.348		
4 - 1:13.605		
5 - 1:16.532		

Weather/Track: Rain/Wet

HSCC Historic Formula Ford 2000

RACE 2 - LAP ANALYSIS - Brands Hatch - 23 September 2012

(contd.)

29	Eric HOULT	Lola T580
1 - 1:16.411	6 - 1:43.148	
2 - 1:05.060	7 - 1:38.474	
3 - 1:07.189	8 - 1:04.843	
4 - 1:16.816	9 - 1:04.530	
5 - 1:09.944		
30	Michael THURSTON	Royale RP30
1 - 1:10.612	6 - 1:43.328	
2 - 1:05.094	7 - 1:39.742	
3 - 1:05.235		
4 - 1:27.605		
5 - 1:08.260		
43	Jan LANGDON	Reynard SF78
1 - 1:22.462	6 - 1:41.175	11 - 1:09.873
2 - 1:22.829	7 - 1:20.425	12 - 1:07.940
3 - 1:13.948	8 - 1:09.214	
4 - 1:16.475	9 - 1:07.643	
5 - 1:34.083	10 - 1:07.788	
44	John DE RITTER	Delta T79
1 - 1:25.838	6 - 1:17.598	11 - 1:06.580
2 - 1:14.104	7 - 1:40.841	12 - 1:06.768
3 - 1:11.084	8 - 1:07.436	13 - 1:06.257
4 - 1:15.406	9 - 1:05.634	
5 - 1:22.669	10 - 1:07.312	
46	John BOWLES	Royale RP9
1 - 1:32.872	6 - 1:41.264	11 - 1:11.317
2 - 1:15.220	7 - 1:20.906	12 - 1:11.099
3 - 1:14.307	8 - 1:10.321	
4 - 1:17.604	9 - 1:09.644	
5 - 1:31.001	10 - 1:12.153	
47	Jon RANDALL	Lola Supervee
1 - 1:28.538	6 - 1:17.604	11 - 1:06.692
2 - 1:11.614	7 - 1:40.684	12 - 1:06.576
3 - 1:11.574	8 - 1:07.901	13 - 1:06.139
4 - 1:15.808	9 - 1:06.108	
5 - 1:22.553	10 - 1:07.542	

Weather/Track: Rain/Wet

www.mstworld.com

Page 2 of 3

Brands Hatch
Circuit Length = 1.1990 miles.
Start: 15:23 End: 15:28

Printed - 15:42 Sunday, 23 September 2012

HSCC Historic Formula Ford 2000

RACE 2 - LAP ANALYSIS - Brands Hatch - 23 September 2012

(contd.)

69	Geoff PASHLEY	Reynard SF78
1 - 1:21.654	6 - 1:41.583	11 - 1:11.827
2 - 1:32.652	7 - 1:20.604	12 - 1:12.308
3 - 1:14.832	8 - 1:10.353	
4 - 1:21.740	9 - 1:10.607	
5 - 1:21.422	10 - 1:12.940	
72	Andrew STORER	Royale RP27
1 - 1:13.235	6 - 1:44.516	11 - 1:03.468
2 - 1:04.407	7 - 1:39.768	12 - 1:03.506
3 - 1:26.251	8 - 1:04.269	13 - 1:04.344
4 - 1:06.882	9 - 1:02.965	
5 - 1:06.524	10 - 1:03.573	
79	Benjamin TUSTING	Reynard SF79
1 - 1:36.566	6 - 1:41.627	
2 - 1:14.970	7 - 1:37.919P	
3 - 1:12.646		
4 - 1:20.439		
5 - 1:27.211		
97	Perry TUBB	Royale RP9/18
1 - 1:44.799	6 - 1:32.892	
2 - 1:37.502	7 - 1:30.131	
3 - 1:41.243	8 - 1:27.624	
4 - 1:45.933	9 - 1:28.279	
5 - 1:40.692	10 - 1:32.138	
197	Robert TUSTING	Delta T79
1 - 1:23.849	6 - 1:16.417	11 - 1:05.871
2 - 1:14.804	7 - 1:40.336	12 - 1:05.928
3 - 1:11.518	8 - 1:06.082	13 - 1:05.946
4 - 1:14.970	9 - 1:05.873	
5 - 1:23.182	10 - 1:07.132	

Weather/Track: Rain/Wet

www.mstworld.com

Page 3 of 3

Brands Hatch
Circuit Length = 1.1990 miles.
Start: 15:23 End: 15:28

Printed - 15:42 Sunday, 23 September 2012

HSCC Historic Formula Ford 2000

RACE 2 - LAP CHART - Brands Hatch - 23 September 2012

Lap 1			Lap 2			Lap 3			Lap 4			Lap 5		
No	Behind	Laptime	No	Behind	Laptime	No	Behind	Laptime	No	Behind	Laptime	No	Behind	Laptime
1		1:08.375	1		1:02.627	1		1:02.492	1		1:03.331	1		1:28.180
27	0.881	1:09.256	27	0.722	1:02.468	27	0.960	1:02.730	27	0.795	1:03.166	27	0.974	1:28.359
8	1.446	1:09.821	8	4.353	1:05.534	8	7.312	1:05.451	8	11.478	1:07.497	8	2.389	1:19.091
30	2.237	1:10.612	30	4.704	1:05.094	97	1 LAP	1:37.502	6	12.334	1:06.172	6	3.808	1:19.654
6	3.186	1:11.561	6	5.643	1:05.084	30	7.447	1:05.235	29	28.651	1:16.816	29	10.415	1:09.944
22	3.930	1:12.305	72	6.640	1:04.407	6	9.493	1:06.342	22	29.545	1:18.040	22	11.289	1:09.924
72	4.860	1:13.235	22	7.326	1:06.023	22	14.836	1:10.002	30	31.721	1:27.605	30	11.801	1:08.260
29	8.036	1:16.411	29	10.469	1:05.060	29	15.166	1:07.189	72	33.950	1:06.882	72	12.294	1:06.524
69	13.279	1:21.654	197	27.651	1:14.804	72	30.399	1:26.251	97	1 LAP	1:41.243	197	43.318	1:23.182
43	14.087	1:22.462	44	28.940	1:14.104	197	36.677	1:11.518	197	48.316	1:14.970	44	44.096	1:22.669
28	14.588	1:22.963	47	29.150	1:11.614	44	37.532	1:11.084	44	49.607	1:15.406	47	45.082	1:22.553
197	15.474	1:23.849	43	34.289	1:22.829	47	38.232	1:11.574	47	50.709	1:15.808	97	1 LAP	1:45.933
44	17.463	1:25.838	46	37.090	1:15.220	43	45.745	1:13.948	43	58.889	1:16.475	43	1:04.792	1:34.083
47	20.163	1:28.538	79	40.534	1:14.970	46	48.905	1:14.307	46	1:03.178	1:17.604	46	1:05.999	1:31.001
46	24.497	1:32.872	69	43.304	1:32.652	79	50.688	1:12.646	79	1:07.796	1:20.439	79	1:06.827	1:27.211
79	28.191	1:36.566				69	55.644	1:14.832	69	1:14.053	1:21.740	69	1:07.295	1:21.422
97	36.424	1:44.799												

Weather/Track: Rain/Wet

www.mstworld.com

Page 1 of 3

Brands Hatch
Circuit Length = 1.1990 miles.
Start: 15:23 End: 15:28

Printed - 15:42 Sunday, 23 September 2012

HSCC Historic Formula Ford 2000

RACE 2 - LAP CHART - Brands Hatch - 23 September 2012

(contd.)

Lap 6			Lap 7			Lap 8			Lap 9			Lap 10		
No	Behind	Laptime	No	Behind	Laptime	No	Behind	Laptime	No	Behind	Laptime	No	Behind	Laptime
1		1:48.562	1		1:38.763	1		1:01.172	1		1:01.044	1		1:01.139
27	0.731	1:48.319	27	0.743	1:38.775	27	1.348	1:01.777	27	1.522	1:01.218	27	1.924	1:01.541
8	1.153	1:47.326	8	2.120	1:39.730	8	4.550	1:03.602	8	7.184	1:03.678	8	8.867	1:02.822
6	2.516	1:47.270	6	2.506	1:38.753	6	5.005	1:03.671	6	8.186	1:04.225	6	9.960	1:02.913
29	5.001	1:43.148	29	4.712	1:38.474	29	8.383	1:04.843	29	11.869	1:04.530	22	15.000	1:03.047
22	5.717	1:42.990	22	7.338	1:40.384	22	11.263	1:05.097	22	13.092	1:02.873	72	16.705	1:03.573
30	6.567	1:43.328	30	7.546	1:39.742	72	12.350	1:04.269	72	14.271	1:02.965	197	28.478	1:07.132
72	8.248	1:44.516	72	9.253	1:39.768	197	17.656	1:06.082	97	2 LAPS	1:30.131	44	32.237	1:07.312
197	11.173	1:16.417	197	12.746	1:40.336	44	21.474	1:07.436	197	22.485	1:05.873	47	34.241	1:07.542
44	13.132	1:17.598	44	15.210	1:40.841	47	22.774	1:07.901	44	26.064	1:05.634	97	2 LAPS	1:27.624
47	14.124	1:17.604	47	16.045	1:40.684	43	47.109	1:09.214	47	27.838	1:06.108	28	7 LAPS	1:23.348
97	1 LAP	1:40.692	43	39.067	1:20.425	46	49.993	1:10.321	28	7 LAPS	10:26.050P	43	1:00.357	1:07.788
43	57.405	1:41.175	46	40.844	1:20.906	69	51.338	1:10.353	43	53.708	1:07.643			
46	58.701	1:41.264	69	42.157	1:20.604				46	58.593	1:09.644			
79	59.892	1:41.627	97	1 LAP	1:32.892				69	1:00.901	1:10.607			
69	1:00.316	1:41.583	79	59.048	1:37.919P									

Weather/Track: Rain/Wet

www.mstworld.com

Page 2 of 3

Brands Hatch
Circuit Length = 1.1990 miles.
Start: 15:23 End: 15:28

Printed - 15:42 Sunday, 23 September 2012

HSCC Historic Formula Ford 2000

RACE 2 - LAP CHART - Brands Hatch - 23 September 2012

(contd.)

Lap 11			Lap 12			Lap 13			Lap 14			Lap 15		
No	Behind	Laptime	No	Behind	Laptime	No	Behind	Laptime	No	Behind	Laptime	No	Behind	Laptime
1		1:01.668	1		1:02.576	1		1:01.323						
27	2.780	1:02.524	27	2.794	1:02.590	27	2.978	1:01.507						
46	1 LAP	1:12.153	43	1 LAP	1:09.873	43	1 LAP	1:07.940						
8	9.920	1:02.721	28	8 LAPS	1:13.605	8	14.377	1:04.574						
69	1 LAP	1:12.940	97	3 LAPS	1:28.279	22	16.592	1:03.254						
6	12.064	1:03.772	8	11.126	1:03.782	6	16.777	1:04.385						
22	15.440	1:02.108	6	13.715	1:04.227	28	8 LAPS	1:16.532						
72	18.505	1:03.468	22	14.661	1:01.797	72	22.456	1:04.344						
197	32.681	1:05.871	46	1 LAP	1:11.317	46	1 LAP	1:11.099						
44	37.149	1:06.580	72	19.435	1:03.506	69	1 LAP	1:12.308						
47	39.265	1:06.692	69	1 LAP	1:11.827	97	3 LAPS	1:32.138						
			197	36.033	1:05.928	197	40.656	1:05.946						
			44	41.341	1:06.768	44	46.275	1:06.257						
			47	43.265	1:06.576	47	48.081	1:06.139						

Weather/Track: Rain/Wet

www.mstworld.com

Page 3 of 3

Brands Hatch
Circuit Length = 1.1990 miles.
Start: 15:23 End: 15:28

Printed - 15:42 Sunday, 23 September 2012

HSCC Classic Racing Cars Championship Supported by the Cubicle Centre Ltd
RACE 3 - QUALIFYING - Brands Hatch - 23 September 2012

POS	NO	CL	DRIVER	NAT	CAR	TIME	LAPS	GAP	MPH
1	59	G	Ian JONES		Lotus 59	1:06.799	11		64.61
2	49	G	Martin ANSLOW		Brabham BT21	1:07.416	9	0.617	64.02
3	88	G	Michael SCOTT		Brabham BT28	1:08.558	10	1.759	62.96
4	6	D	Leif BOSSON		Brabham BT28	1:08.968	10	2.169	62.58
5	94	F	Josh WEST		Merlyn Mk20a	1:10.393	10	3.594	61.31
6	38	G	John BROWN		Merlyn Mk9	1:10.659	10	3.860	61.08
7	37	B	Lincoln SMALL		Brabham BT10	1:12.946	10	6.147	59.17
8	11	CRC	David BROWN		Brabham BT23C	1:14.000	9	7.201	58.33
9	32	G	Nicholas OVERALL		Jovis	1:14.162	8	7.363	58.20
10	62	D	Geoffrey O'NION		Tecno	1:14.402	10	7.603	58.01
11	23	F	Martin HAINES		Merlyn MK20	1:15.365	9	8.566	57.27

Weather/Track: Sun/Dry

These results are provisional until the conclusion of any judicial and technical matters.

Brands Hatch
 Circuit Length = 1.1990 miles.
 Start: 10:37 End: 10:49

Clerk of the Course:		Timekeeper:
----------------------	--	-------------

HSCC Classic Racing Cars Championship Supported by the Cubicle Centre Ltd
RACE 3 - QUALIFYING LAP ANALYSIS - Brands Hatch - 23 September 2012

6	Leif BOSSON	Brabham BT28
1 -	5:15.385	6 - 1:09.752
2 -	1:10.980	7 - 1:09.410
3 -	1:10.400	8 - 1:09.240
4 -	1:08.968	9 - 1:09.468
5 -	1:11.040	10 - 1:09.510
11	David BROWN	Brabham BT23C
1 -	5:19.896	6 - 1:14.519
2 -	1:16.804	7 - 1:14.000
3 -	1:17.818	8 - 1:15.154
4 -	1:15.081	9 - 1:53.362P
5 -	1:16.294	
23	Martin HAINES	Merlyn MK20
1 -	5:39.443	6 - 1:20.738
2 -	1:18.102	7 - 1:17.851
3 -	1:17.166	8 - 1:16.407
4 -	1:15.989	9 - 1:15.365
5 -	1:26.883	
32	Nicholas OVERALL	Jovis
1 -	7:11.397	6 - 1:15.891
2 -	1:20.218	7 - 1:15.312
3 -	1:18.830	8 - 1:14.162
4 -	1:19.327	
5 -	1:19.552	
37	Lincoln SMALL	Brabham BT10
1 -	5:34.882	6 - 1:14.241
2 -	1:19.330	7 - 1:14.537
3 -	1:15.186	8 - 1:13.495
4 -	1:13.428	9 - 1:12.946
5 -	1:13.730	10 - 1:13.822
38	John BROWN	Merlyn Mk9
1 -	5:17.880	6 - 1:10.812
2 -	1:12.900	7 - 1:11.252
3 -	1:12.087	8 - 1:10.659
4 -	1:11.510	9 - 1:12.013
5 -	1:11.578	10 - 1:13.377

Weather/Track: Sun/Dry

www.mstworld.com

Page 1 of 2

Brands Hatch
 Circuit Length = 1.1990 miles.
 Start: 10:37 End: 10:49

Printed - 10:52 Sunday, 23 September 2012

HSCC Classic Racing Cars Championship Supported by the Cubicle Centre Ltd
RACE 3 - QUALIFYING LAP ANALYSIS - Brands Hatch - 23 September 2012
 (contd.)

49	Martin ANSLOW	Brabham BT21
1 -	6:06.725	6 - 1:08.031
2 -	1:09.048	7 - 1:07.416
3 -	1:08.473	8 - 1:09.373
4 -	1:34.408	9 - 1:08.084
5 -	1:16.514	
59	Ian JONES	Lotus 59
1 -	5:01.287	6 - 1:07.662
2 -	1:13.925	7 - 1:06.799
3 -	1:07.748	8 - 1:06.897
4 -	1:07.335	9 - 1:07.427
5 -	1:07.094	10 - 1:06.928
62	Geoffrey O'NION	Tecno
1 -	5:17.622	6 - 1:14.616
2 -	1:17.973	7 - 1:14.402
3 -	1:18.665	8 - 1:15.447
4 -	1:16.299	9 - 1:15.142
5 -	1:15.788	10 - 1:16.058
88	Michael SCOTT	Brabham BT28
1 -	5:18.916	6 - 1:09.804
2 -	1:11.500	7 - 1:09.169
3 -	1:09.180	8 - 1:09.710
4 -	1:08.558	9 - 1:09.342
5 -	1:10.285	10 - 1:09.359
94	Josh WEST	Merlyn Mk20a
1 -	5:06.696	6 - 1:11.643
2 -	1:12.158	7 - 1:12.025
3 -	1:10.393	8 - 1:12.643
4 -	1:10.837	9 - 1:12.146
5 -	1:11.491	10 - 1:12.907

Weather/Track: Sun/Dry


www.mstworld.com

Page 2 of 2

Brands Hatch
 Circuit Length = 1.1990 miles.
 Start: 10:37 End: 10:49

Printed - 10:52 Sunday, 23 September 2012

HSCC Classic Racing Cars Championship Supported by the Cubicle Centre Ltd
RACE 3 - GRID - Brands Hatch - 23 September 2012

ROW 6	23 HAINES	62 O'NION
ROW 5	32 OVERALL	11 BROWN
ROW 4	37 SMALL	38 BROWN
ROW 3	94 WEST	6 BOSSON
ROW 2	88 SCOTT	49 ANSLOW
ROW 1	59 JONES	
	POLE	
		

Weather/Track: Sun/Dry

These results are provisional until the conclusion of any judicial and technical matters.

Brands Hatch
Circuit Length = 1.1990 miles.
Start: 10:37 End: 10:49

Clerk of the Course:

Timekeeper:

HSCC/HRSR ByBox Historic Touring Cars

RACE 4 - QUALIFYING - Brands Hatch - 23 September 2012

POS	NO	CL	DRIVER	NAT	CAR	TIME	LAPS	GAP	MPH
1	46	B	Dan COX		Ford Lotus Cortina	1:09.831	8		61.81
2	97	E	David HEALE		Hillman Imp	1:09.858	9	0.027	61.78
3	1	D	Roger GODFREY		Austin Cooper S	1:10.461	9	0.630	61.25
4	6	K1	Warren BRIGGS		Ford Mustang	1:10.831	9	1.000	60.93
5	71	D	Tim HARBER		Austin Mini	1:10.871	9	1.040	60.90
6	87	E	Simon BENOY		Hillman Imp	1:10.877	7	1.046	60.90
7	44	C	Tim DAVIES		Ford Lotus Cortina	1:11.031	9	1.200	60.76
8	35	K1	Richard DUTTON		Ford Mustang	1:11.602	8	1.771	60.28
9	84	K6	Roger PHILLIPS		Austin Mini Cooper S	1:11.694	9	1.863	60.20
10	57	B	Jonathan GOMM		BMW 1800	1:12.307	8	2.476	59.69
11	41	K5	Neil BROWN		Lotus Cortina	1:12.509	8	2.678	59.52
12	63	D	John PUGSLEY		Ford Anglia	1:12.773	8	2.942	59.31
13	89	E	Adrian OLIVER		Hillman Imp	1:13.164	8	3.333	58.99
14	73	C	Robyn SLATER		Ford Anglia	1:13.615	8	3.784	58.63
15	15	A	Mark WATTS		Ford Mustang	1:14.489	8	4.658	57.94
16	48	K5	Eifion JONES		Ford Lotus Cortina	1:14.920	9	5.089	57.61
17	80	D	David DUNNELL		Morris Mini Cooper	1:15.006	8	5.175	57.54
18	99	E	Ian GUNTON		Hillman IMP Super	1:15.138	7	5.307	57.44
19	28	K4	Colin KINGSNORTH		BMW 1800 Tisa	1:15.223	8	5.392	57.38
20	55	E	Pete WRIGHT		Austin A40 Farina	1:15.591	7	5.760	57.10
21	32	B	Ken LARK		Alfa Romeo Junior	1:15.667	8	5.836	57.04
22	65	C	Andrew LAW		Ford Anglia 105E	1:16.254	8	6.423	56.60
23	90	E	Jon ORR		Hillman Imp	1:16.670	7	6.839	56.29
24	95	E	Shaun HAZLEWOOD		Hillman Imp	1:17.061	8	7.230	56.01
25	93	E	Stuart KERR		Singer Chamois	1:17.407	7	7.576	55.76
26	85	E	Nick LUNN		Singer Chamois	1:19.313	4	9.482	54.42
27	36	B	Richard CROSS		Triumph 2000 Mk1	1:19.316	8	9.485	54.42
28	91	E	Vince FROST		Hillman Imp	1:20.160	8	10.329	53.84
29	52	K5	David CABENA		Alfa Romeo Giulia Sprint	1:20.472	7	10.641	53.63

Weather/Track: Rain/Damp

These results are provisional until the conclusion of any judicial and technical matters.

Brands Hatch

Circuit Length = 1.1990 miles.

Start: 10:58 End: 11:10

Clerk of the Course:

Timekeeper:

HSCC/HRSR ByBox Historic Touring Cars

RACE 4 - QUALIFYING LAP ANALYSIS - Brands Hatch - 23 September 2012

1	Roger GODFREY	Austin Cooper S
1 - X:00.000	6 - 1:11.290	
2 - 1:11.781	7 - 1:11.919	
3 - 1:12.413	8 - 1:10.826	
4 - 1:13.715	9 - 1:13.067	
5 - 1:10.461		
6	Warren BRIGGS	Ford Mustang
1 - X:00.000	6 - 1:11.078	
2 - 1:12.332	7 - 1:13.489	
3 - 1:13.623	8 - 1:13.056	
4 - 1:11.374	9 - 1:13.411	
5 - 1:10.831		
15	Mark WATTS	Ford Mustang
1 - X:00.000	6 - 1:19.676	
2 - 1:16.720	7 - 1:15.189	
3 - 1:16.541	8 - 1:17.521	
4 - 1:14.489		
5 - 1:15.463		
28	Colin KINGSNORTH	BMW 1800 Tisa
1 - X:00.000	6 - 1:16.356	
2 - 1:19.153	7 - 1:16.048	
3 - 1:17.302	8 - 1:18.676	
4 - 1:18.078		
5 - 1:15.223		
32	Ken LARK	Alfa Romeo Junior
1 - X:00.000	6 - 1:17.123	
2 - 1:17.592	7 - 1:18.061	
3 - 1:17.920	8 - 1:23.852	
4 - 1:15.667		
5 - 1:16.238		
35	Richard DUTTON	Ford Mustang
1 - X:00.000	6 - 1:13.514	
2 - 1:13.954	7 - 1:12.143	
3 - 1:11.602	8 - 1:13.301	
4 - 1:12.759		
5 - 1:12.173		

Weather/Track: Rain/Damp

www.mstworld.com

Page 1 of 5

Brands Hatch
Circuit Length = 1.1990 miles.
Start: 10:58 End: 11:10

Printed - 11:11 Sunday, 23 September 2012

HSCC/HRSR ByBox Historic Touring Cars

RACE 4 - QUALIFYING LAP ANALYSIS - Brands Hatch - 23 September 2012

(contd.)

36	Richard CROSS	Triumph 2000 Mk1
1 - X:00.000	6 - 1:19.389	
2 - 1:19.316	7 - 1:22.308	
3 - 1:20.382	8 - 1:26.883	
4 - 1:24.008		
5 - 1:20.490		
41	Neil BROWN	Lotus Cortina
1 - X:00.000	6 - 1:14.308	
2 - 1:14.391	7 - 1:15.432	
3 - 1:14.631	8 - 1:14.362	
4 - 1:13.636		
5 - 1:12.509		
44	Tim DAVIES	Ford Lotus Cortina
1 - X:00.000	6 - 1:13.111	
2 - 1:13.140	7 - 1:12.119	
3 - 1:13.457	8 - 1:11.357	
4 - 1:12.929	9 - 1:14.916	
5 - 1:11.031		
46	Dan COX	Ford Lotus Cortina
1 - X:00.000	6 - 1:12.420	
2 - 1:14.203	7 - 1:12.027	
3 - 1:14.106	8 - 1:10.833	
4 - 1:10.149		
5 - 1:09.831		
48	Eifion JONES	Ford Lotus Cortina
1 - X:00.000	6 - 1:14.920	
2 - 1:17.563	7 - 1:15.321	
3 - 1:17.679	8 - 1:14.940	
4 - 1:16.877	9 - 1:18.912	
5 - 1:16.223		
52	David CABENA	Alfa Romeo Giulia Sprint
1 - X:00.000	6 - 1:22.109	
2 - 1:25.268	7 - 1:20.472	
3 - 1:22.382		
4 - 1:23.836		
5 - 1:22.662		

Weather/Track: Rain/Damp

www.mstworld.com

Page 2 of 5

Brands Hatch
Circuit Length = 1.1990 miles.
Start: 10:58 End: 11:10

Printed - 11:11 Sunday, 23 September 2012

HSCC/HRSR ByBox Historic Touring Cars

RACE 4 - QUALIFYING LAP ANALYSIS - Brands Hatch - 23 September 2012

(contd.)

55	Pete WRIGHT	Austin A40 Farina
1 - X:00.000	6 - 1:15.949	
2 - 1:20.588	7 - 1:17.321	
3 - 1:18.818		
4 - 1:15.591		
5 - 1:16.464		
57	Jonathan GOMM	BMW 1800
1 - X:00.000	6 - 1:14.602	
2 - 1:17.636	7 - 1:12.807	
3 - 1:14.727	8 - 1:17.138	
4 - 1:13.468		
5 - 1:12.307		
63	John PUGSLEY	Ford Anglia
1 - X:00.000	6 - 1:13.816	
2 - 1:14.280	7 - 1:13.650	
3 - 1:16.023	8 - 1:13.475	
4 - 1:13.857		
5 - 1:12.773		
65	Andrew LAW	Ford Anglia 105E
1 - X:00.000	6 - 1:16.768	
2 - 1:17.046	7 - 1:18.342	
3 - 1:17.896	8 - 1:22.570	
4 - 1:16.729		
5 - 1:16.254		
71	Tim HARBER	Austin Mini
1 - X:00.000	6 - 1:12.483	
2 - 1:13.881	7 - 1:10.871	
3 - 1:12.713	8 - 1:12.628	
4 - 1:11.083	9 - 1:37.802	
5 - 1:12.182		
73	Robyn SLATER	Ford Anglia
1 - X:00.000	6 - 1:13.615	
2 - 1:17.479	7 - 1:16.093	
3 - 1:15.195	8 - 1:20.248	
4 - 1:14.289		
5 - 1:13.818		

Weather/Track: Rain/Damp

www.mstworld.com

Page 3 of 5

Brands Hatch
Circuit Length = 1.1990 miles.
Start: 10:58 End: 11:10

Printed - 11:11 Sunday, 23 September 2012

HSCC/HRSR ByBox Historic Touring Cars

RACE 4 - QUALIFYING LAP ANALYSIS - Brands Hatch - 23 September 2012

(contd.)

80	David DUNNELL	Morris Mini Cooper
1 - X:00.000	6 - 1:20.019	
2 - 1:16.162	7 - 1:15.021	
3 - 1:18.105	8 - 1:19.581	
4 - 1:15.006		
5 - 1:15.227		
84	Roger PHILLIPS	Austin Mini Cooper S
1 - X:00.000	6 - 1:13.130	
2 - 1:14.747	7 - 1:11.705	
3 - 1:14.933	8 - 1:12.307	
4 - 1:11.694	9 - 1:18.107	
5 - 1:11.839		
85	Nick LUNN	Singer Chamois
1 - X:00.000		
2 - 1:21.557		
3 - 1:21.316		
4 - 1:19.313		
87	Simon BENOY	Hillman Imp
1 - X:00.000	6 - 1:11.791	
2 - 1:14.482	7 - 1:17.259	
3 - 3:49.273P		
4 - 1:17.014		
5 - 1:10.877		
89	Adrian OLIVER	Hillman Imp
1 - X:00.000	6 - 1:22.083	
2 - 1:15.820	7 - 1:13.509	
3 - 1:14.050	8 - 1:18.664	
4 - 1:13.164		
5 - 1:13.508		
90	Jon ORR	Hillman Imp
1 - X:00.000	6 - 1:23.784	
2 - 1:17.995	7 - 1:19.739	
3 - 1:19.300		
4 - 1:17.889		
5 - 1:16.670		

Weather/Track: Rain/Damp

www.mstworld.com

Page 4 of 5

Brands Hatch
Circuit Length = 1.1990 miles.
Start: 10:58 End: 11:10

Printed - 11:11 Sunday, 23 September 2012

HSCC/HRSR ByBox Historic Touring Cars

RACE 4 - QUALIFYING LAP ANALYSIS - Brands Hatch - 23 September 2012

(contd.)

91	Vince FROST	Hillman Imp
1 - X:00.000	6 - 1:21.451	
2 - 1:20.160	7 - 1:22.831	
3 - 1:21.072	8 - 1:26.268	
4 - 1:20.663		
5 - 1:26.654		
93	Stuart KERR	Singer Chamois
1 - X:00.000	6 - 1:18.231	
2 - 1:19.106	7 - 1:18.415	
3 - 1:17.407		
4 - 1:17.574		
5 - 1:19.702		
95	Shaun HAZLEWOOD	Hillman Imp
1 - X:00.000	6 - 1:17.061	
2 - 1:29.768	7 - 1:17.088	
3 - 1:17.212	8 - 1:23.269	
4 - 1:17.852		
5 - 1:18.084		
97	David HEALE	Hillman Imp
1 - X:00.000	6 - 1:12.576	
2 - 1:12.527	7 - 1:11.277	
3 - 1:12.905	8 - 1:10.245	
4 - 1:09.858	9 - 1:21.492	
5 - 1:10.121		
99	Ian GUNTON	Hillman IMP Super
1 - X:00.000	6 - 1:15.293	
2 - 1:18.220	7 - 1:15.138	
3 - 1:16.387		
4 - 1:18.300		
5 - 1:16.856		

Weather/Track: Rain/Damp

www.mstworld.com

Page 5 of 5

Brands Hatch
Circuit Length = 1.1990 miles.
Start: 10:58 End: 11:10

Printed - 11:11 Sunday, 23 September 2012

HSCC/HRSR ByBox Historic Touring Cars

RACE 4 - GRID - Brands Hatch - 23 September 2012

ROW 15	52	CABENA	
ROW 14		36	CROSS
ROW 14		91	FROST
ROW 13	93	KERR	85
ROW 13		LUNN	
ROW 12		90	ORR
ROW 12		95	HAZLEWOOD
ROW 11	32	LARK	65
ROW 11		LAW	
ROW 10		28	KINGSNORTH
ROW 10		55	WRIGHT
ROW 9	80	DUNNELL	99
ROW 9		GUNTON	
ROW 8		15	WATTS
ROW 8		48	JONES
ROW 7	89	OLIVER	73
ROW 7		SLATER	
ROW 6		41	BROWN
ROW 6		63	PUGSLEY
ROW 5	84	PHILLIPS	57
ROW 5		GOMM	
ROW 4		44	DAVIES
ROW 4		35	DUTTON
ROW 3	71	HARBER	87
ROW 3		BENOY	
ROW 2		1	GODFREY
ROW 2		6	BRIGGS
ROW 1	46	COX	97
ROW 1		HEALE	
POLE			

Weather/Track: Rain/Damp

These results are provisional until the conclusion of any judicial and technical matters.

Brands Hatch

Circuit Length = 1.1990 miles.

Start: 10:58 End: 11:10

Clerk of the Course:

Timekeeper:

HSCC/HRSR ByBox Historic Touring Cars

RACE 4 - CLASSIFICATION - Brands Hatch - 23 September 2012

POS	NO	CL	DRIVER	NAT	CAR	TIME	LAPS	GAP	MPH	BEST
1	1	D	Roger GODFREY		Austin Cooper S	20:08.992	17		60.74	1:09.618
2	46	B	Dan COX		Ford Lotus Cortina	20:14.094	17	5.102	60.49	1:10.337
3	6	K1	Warren BRIGGS		Ford Mustang	20:19.483	17	10.491	60.22	1:10.449
4	97	E	David HEALE		Hillman Imp	20:20.625	17	11.633	60.16	1:10.921
5	35	K1	Richard DUTTON		Ford Mustang	20:26.963	17	17.971	59.85	1:10.251
6	84	K6	Roger PHILLIPS		Austin Mini Cooper S	20:28.732	17	19.740	59.77	1:10.604
7	44	C	Tim DAVIES		Ford Lotus Cortina	20:32.792	17	23.800	59.57	1:11.625
8	57	B	Jonathan GOMM		BMW 1800	20:42.936	17	33.944	59.08	1:10.952
9	41	K5	Neil BROWN		Lotus Cortina	20:42.994	17	34.002	59.08	1:11.779
10	71	D	Tim HARBER		Austin Mini	20:44.246	17	35.254	59.02	1:11.624
11	87	E	Simon BENOY		Hillman Imp	20:54.398	17	45.406	58.54	1:11.177
12	63	D	John PUGSLEY		Ford Anglia	21:14.961	17	1:05.969	57.60	1:13.225
13	73	C	Robyn SLATER		Ford Anglia	21:15.833	17	1:06.841	57.56	1:13.360
14	89	E	Adrian OLIVER		Hillman Imp	20:14.620	16	1 LAP	56.91	1:13.403
15	48	K5	Eifion JONES		Ford Lotus Cortina	20:21.399	16	1 LAP	56.59	1:14.560
16	15	A	Mark WATTS		Ford Mustang	20:23.373	16	1 LAP	56.50	1:15.185
17	80	D	David DUNNELL		Morris Mini Cooper	20:24.820	16	1 LAP	56.43	1:13.345
18	95	E	Shaun HAZLEWOOD		Hillman Imp	20:42.324	16	1 LAP	55.64	1:16.034
19	65	C	Andrew LAW		Ford Anglia 105E	20:55.403	16	1 LAP	55.06	1:15.217
20	55	E	Pete WRIGHT		Austin A40 Farina	21:00.147	16	1 LAP	54.85	1:16.109
21	28	K4	Colin KINGSNORTH		BMW 1800 Tisa	21:19.904	16	1 LAP	54.01	1:15.643
22	93	E	Stuart KERR		Singer Chamois	20:12.933	15	2 LAPS	53.43	1:18.407
23	52	K5	David CABENA		Alfa Romeo Giulia Sprint	20:26.225	15	2 LAPS	52.85	1:17.814
24	91	E	Vince FROST		Hillman Imp	20:26.551	15	2 LAPS	52.84	1:18.227
25	85	E	Nick LUNN		Singer Chamois	20:41.268	15	2 LAPS	52.21	1:17.783

NOT CLASSIFIED

90	E	Jon ORR		Hillman Imp	1:31.307	1	D.N.F.	47.98	1:31.307
----	---	---------	--	-------------	----------	---	--------	-------	----------

FASTEST LAP

1	D	Roger GODFREY		Austin Cooper S	1:09.618	16	62.00mph	99.78kph
35	K1	Richard DUTTON		Ford Mustang	1:10.251	13	61.44mph	98.88kph
46	B	Dan COX		Ford Lotus Cortina	1:10.337	12	61.36mph	98.76kph
84	K6	Roger PHILLIPS		Austin Mini Cooper S	1:10.604	11	61.13mph	98.38kph
97	E	David HEALE		Hillman Imp	1:10.921	16	60.86mph	97.94kph
44	C	Tim DAVIES		Ford Lotus Cortina	1:11.625	10	60.26mph	96.98kph
41	K5	Neil BROWN		Lotus Cortina	1:11.779	13	60.13mph	96.77kph
15	A	Mark WATTS		Ford Mustang	1:15.185	2	57.41mph	92.39kph
28	K4	Colin KINGSNORTH		BMW 1800 Tisa	1:15.643	14	57.06mph	91.83kph

Weather/Track: Rain/Wet

These results are provisional until the conclusion of any judicial and technical matters.

Brands Hatch
Circuit Length = 1.1990 miles.
Start: 15:50 End: :16:10

Clerk of the Course:

Timekeeper:

HSCC/HRSR ByBox Historic Touring Cars

RACE 4 - LAP ANALYSIS - Brands Hatch - 23 September 2012

1	Roger GODFREY	Austin Cooper S					
1 -	1:20.541	6 -	1:10.645	11 -	1:10.071	16 -	1:09.618
2 -	1:12.006	7 -	1:11.748	12 -	1:10.467	17 -	1:10.608
3 -	1:11.194	8 -	1:09.906	13 -	1:09.726		
4 -	1:10.225	9 -	1:10.302	14 -	1:09.765		
5 -	1:10.825	10 -	1:10.325	15 -	1:11.020		
6	Warren BRIGGS	Ford Mustang					
1 -	1:19.464	6 -	1:10.449	11 -	1:11.009	16 -	1:11.335
2 -	1:11.511	7 -	1:10.569	12 -	1:11.087	17 -	1:13.458
3 -	1:10.854	8 -	1:11.073	13 -	1:10.946		
4 -	1:11.233	9 -	1:10.693	14 -	1:11.026		
5 -	1:11.313	10 -	1:12.255	15 -	1:11.208		
15	Mark WATTS	Ford Mustang					
1 -	1:25.156	6 -	1:16.228	11 -	1:15.739	16 -	1:16.383
2 -	1:15.185	7 -	1:15.795	12 -	1:15.319		
3 -	1:15.711	8 -	1:15.641	13 -	1:15.625		
4 -	1:16.061	9 -	1:17.317	14 -	1:15.695		
5 -	1:15.661	10 -	1:15.878	15 -	1:15.979		
28	Colin KINGSNORTH	BMW 1800 Tisa					
1 -	1:31.651	6 -	1:19.100	11 -	1:17.361	16 -	1:16.841
2 -	1:36.019	7 -	1:19.729	12 -	1:15.989		
3 -	1:21.346	8 -	1:19.431	13 -	1:16.341		
4 -	1:19.251	9 -	1:16.073	14 -	1:15.643		
5 -	1:19.623	10 -	1:16.923	15 -	1:18.583		
35	Richard DUTTON	Ford Mustang					
1 -	1:20.104	6 -	1:12.326	11 -	1:11.572	16 -	1:11.379
2 -	1:11.937	7 -	1:11.989	12 -	1:12.222	17 -	1:11.658
3 -	1:12.849	8 -	1:11.504	13 -	1:10.251		
4 -	1:11.778	9 -	1:11.939	14 -	1:11.125		
5 -	1:11.805	10 -	1:11.379	15 -	1:11.146		
41	Neil BROWN	Lotus Cortina					
1 -	1:22.198	6 -	1:11.963	11 -	1:12.459	16 -	1:12.600
2 -	1:12.563	7 -	1:12.551	12 -	1:12.676	17 -	1:12.014
3 -	1:12.410	8 -	1:12.399	13 -	1:11.779		
4 -	1:12.432	9 -	1:13.321	14 -	1:12.692		
5 -	1:12.653	10 -	1:12.915	15 -	1:13.369		

Weather/Track: Rain/Wet

HSCC/HRSR ByBox Historic Touring Cars
RACE 4 - LAP ANALYSIS - Brands Hatch - 23 September 2012
 (contd.)

44	Tim DAVIES	Ford Lotus Cortina					
1 -	1:19.274	6 -	1:11.835	11 -	1:12.407	16 -	1:12.020
2 -	1:12.580	7 -	1:11.644	12 -	1:13.391	17 -	1:11.951
3 -	1:11.965	8 -	1:11.775	13 -	1:12.504		
4 -	1:11.913	9 -	1:12.341	14 -	1:12.208		
5 -	1:11.666	10 -	1:11.625	15 -	1:11.693		
46	Dan COX	Ford Lotus Cortina					
1 -	1:15.885	6 -	1:11.285	11 -	1:10.709	16 -	1:10.645
2 -	1:10.370	7 -	1:11.795	12 -	1:10.337	17 -	1:11.746
3 -	1:11.681	8 -	1:11.567	13 -	1:10.947		
4 -	1:11.139	9 -	1:11.230	14 -	1:11.201		
5 -	1:11.387	10 -	1:10.407	15 -	1:11.763		
48	Eifion JONES	Ford Lotus Cortina					
1 -	1:28.331	6 -	1:15.374	11 -	1:15.490	16 -	1:16.387
2 -	1:14.697	7 -	1:14.560	12 -	1:15.814		
3 -	1:15.789	8 -	1:15.647	13 -	1:15.435		
4 -	1:15.436	9 -	1:17.704	14 -	1:15.358		
5 -	1:14.908	10 -	1:15.479	15 -	1:14.990		
52	David CABENA	Alfa Romeo Giulia Sprint					
1 -	1:37.325	6 -	1:24.080	11 -	1:18.684		
2 -	1:23.185	7 -	1:21.738	12 -	1:17.814		
3 -	1:23.358	8 -	1:18.838	13 -	1:18.292		
4 -	1:22.706	9 -	1:18.667	14 -	1:19.934		
5 -	1:20.716	10 -	1:19.080	15 -	1:21.808		
55	Pete WRIGHT	Austin A40 Farina					
1 -	1:34.248	6 -	1:17.725	11 -	1:18.144	16 -	1:16.404
2 -	1:20.821	7 -	1:17.794	12 -	1:18.256		
3 -	1:19.390	8 -	1:16.111	13 -	1:16.615		
4 -	1:18.246	9 -	1:18.949	14 -	1:17.290		
5 -	1:17.749	10 -	1:16.296	15 -	1:16.109		
57	Jonathan GOMM	BMW 1800					
1 -	1:23.547	6 -	1:10.952	11 -	1:12.183	16 -	1:11.607
2 -	1:13.019	7 -	1:13.444	12 -	1:12.483	17 -	1:12.466
3 -	1:11.953	8 -	1:12.512	13 -	1:12.054		
4 -	1:12.311	9 -	1:12.847	14 -	1:12.684		
5 -	1:13.486	10 -	1:11.816	15 -	1:13.572		

Weather/Track: Rain/Wet

HSCC/HRSR ByBox Historic Touring Cars
RACE 4 - LAP ANALYSIS - Brands Hatch - 23 September 2012
 (contd.)

63	John PUGSLEY	Ford Anglia					
1 -	1:24.501	6 -	1:14.263	11 -	1:14.267	16 -	1:13.765
2 -	1:13.990	7 -	1:14.073	12 -	1:14.491	17 -	1:13.225
3 -	1:15.295	8 -	1:14.547	13 -	1:14.747		
4 -	1:14.728	9 -	1:14.880	14 -	1:14.013		
5 -	1:14.726	10 -	1:15.305	15 -	1:14.145		
65	Andrew LAW	Ford Anglia 105E					
1 -	1:28.995	6 -	1:15.933	11 -	1:16.471	16 -	1:17.047
2 -	1:16.599	7 -	1:15.631	12 -	1:31.948		
3 -	1:15.298	8 -	1:16.650	13 -	1:21.038		
4 -	1:15.217	9 -	1:16.878	14 -	1:18.819		
5 -	1:15.927	10 -	1:16.831	15 -	1:16.121		
71	Tim HARBER	Austin Mini					
1 -	1:22.944	6 -	1:12.088	11 -	1:14.951	16 -	1:12.748
2 -	1:12.290	7 -	1:13.094	12 -	1:11.977	17 -	1:11.863
3 -	1:12.308	8 -	1:12.101	13 -	1:11.624		
4 -	1:12.381	9 -	1:12.712	14 -	1:12.514		
5 -	1:12.815	10 -	1:12.941	15 -	1:12.895		
73	Robyn SLATER	Ford Anglia					
1 -	1:25.920	6 -	1:14.656	11 -	1:13.741	16 -	1:13.369
2 -	1:15.208	7 -	1:14.367	12 -	1:14.129	17 -	1:13.360
3 -	1:16.210	8 -	1:13.888	13 -	1:13.443		
4 -	1:16.183	9 -	1:14.922	14 -	1:13.378		
5 -	1:14.629	10 -	1:14.283	15 -	1:14.147		
80	David DUNNELL	Morris Mini Cooper					
1 -	1:29.788	6 -	1:15.382	11 -	1:15.082	16 -	1:15.753
2 -	1:16.648	7 -	1:13.345	12 -	1:15.493		
3 -	1:15.363	8 -	1:14.671	13 -	1:15.471		
4 -	1:15.296	9 -	1:19.075	14 -	1:17.944		
5 -	1:15.409	10 -	1:14.978	15 -	1:15.122		
84	Roger PHILLIPS	Austin Mini Cooper S					
1 -	1:21.675	6 -	1:12.120	11 -	1:10.604	16 -	1:11.177
2 -	1:12.313	7 -	1:11.535	12 -	1:12.170	17 -	1:11.319
3 -	1:11.885	8 -	1:11.857	13 -	1:11.286		
4 -	1:11.759	9 -	1:12.189	14 -	1:12.191		
5 -	1:11.995	10 -	1:11.796	15 -	1:10.861		

Weather/Track: Rain/Wet

HSCC/HRSR ByBox Historic Touring Cars
RACE 4 - LAP ANALYSIS - Brands Hatch - 23 September 2012
 (contd.)

85	Nick LUNN	Singer Chamois			
1 -	1:35.408	6 -	1:17.783	11 -	1:23.975
2 -	1:21.499	7 -	1:27.091	12 -	1:20.654
3 -	1:19.910	8 -	1:21.171	13 -	1:26.017
4 -	1:19.251	9 -	1:19.531	14 -	1:20.316
5 -	1:19.368	10 -	1:28.557	15 -	1:20.737
87	Simon BENOY	Hillman Imp			
1 -	1:21.430	6 -	1:11.418	11 -	1:11.177
2 -	1:12.037	7 -	1:11.377	12 -	1:12.103
3 -	1:13.312	8 -	1:11.953	13 -	1:11.981
4 -	1:12.765	9 -	1:12.084	14 -	1:24.564
5 -	1:11.927	10 -	1:11.970	15 -	1:16.717
89	Adrian OLIVER	Hillman Imp			
1 -	1:26.584	6 -	1:14.917	11 -	1:14.120
2 -	1:14.890	7 -	1:14.550	12 -	1:14.072
3 -	1:15.699	8 -	1:14.321	13 -	1:14.502
4 -	1:14.066	9 -	1:24.127	14 -	1:14.600
5 -	1:14.820	10 -	1:15.649	15 -	1:13.403
90	Jon ORR	Hillman Imp			
1 -	1:31.307				
91	Vince FROST	Hillman Imp			
1 -	1:36.276	6 -	1:20.309	11 -	1:18.564
2 -	1:21.115	7 -	1:23.181	12 -	1:20.540
3 -	1:20.305	8 -	1:25.969	13 -	1:18.227
4 -	1:20.435	9 -	1:19.609	14 -	1:19.034
5 -	1:20.317	10 -	1:19.038	15 -	1:23.632
93	Stuart KERR	Singer Chamois			
1 -	1:34.982	6 -	1:18.577	11 -	1:19.937
2 -	1:20.521	7 -	1:18.407	12 -	1:19.129
3 -	1:19.843	8 -	1:23.970	13 -	1:19.008
4 -	1:19.228	9 -	1:23.161	14 -	1:19.032
5 -	1:19.019	10 -	1:19.501	15 -	1:18.618

Weather/Track: Rain/Wet

HSCC/HRSR ByBox Historic Touring Cars
RACE 4 - LAP ANALYSIS - Brands Hatch - 23 September 2012
 (contd.)

95	Shaun HAZLEWOOD	Hillman Imp		
1 - 1:28.451	6 - 1:16.964	11 - 1:16.205	16 - 1:16.034	
2 - 1:17.210	7 - 1:16.619	12 - 1:17.307		
3 - 1:17.780	8 - 1:16.897	13 - 1:16.620		
4 - 1:17.355	9 - 1:16.140	14 - 1:16.928		
5 - 1:17.859	10 - 1:16.909	15 - 1:17.046		
97	David HEALE	Hillman Imp		
1 - 1:17.107	6 - 1:11.149	11 - 1:11.218	16 - 1:10.921	
2 - 1:11.443	7 - 1:12.237	12 - 1:10.926	17 - 1:12.100	
3 - 1:11.887	8 - 1:11.812	13 - 1:11.206		
4 - 1:11.488	9 - 1:11.433	14 - 1:11.066		
5 - 1:11.514	10 - 1:12.047	15 - 1:11.071		

Weather/Track: Rain/Wet

HSCC/HRSR ByBox Historic Touring Cars
RACE 4 - LAP CHART - Brands Hatch - 23 September 2012

Lap 1			Lap 2			Lap 3			Lap 4			Lap 5		
No	Behind	Laptime	No	Behind	Laptime	No	Behind	Laptime	No	Behind	Laptime	No	Behind	Laptime
46		1:15.885	46		1:10.370	46		1:11.681	46		1:11.139	46		1:11.387
97	1.222	1:17.107	97	2.295	1:11.443	97	2.501	1:11.887	97	2.850	1:11.488	97	2.977	1:11.514
44	3.389	1:19.274	6	4.720	1:11.511	6	3.893	1:10.854	6	3.987	1:11.233	6	3.913	1:11.313
6	3.579	1:19.464	44	5.599	1:12.580	1	5.805	1:11.194	1	4.891	1:10.225	1	4.329	1:10.825
35	4.219	1:20.104	35	5.786	1:11.937	44	5.883	1:11.965	44	6.657	1:11.913	44	6.936	1:11.666
1	4.656	1:20.541	1	6.292	1:12.006	35	6.954	1:12.849	35	7.593	1:11.778	35	8.011	1:11.805
87	5.545	1:21.430	87	7.212	1:12.037	84	7.937	1:11.885	84	8.557	1:11.759	84	9.165	1:11.995
84	5.790	1:21.675	84	7.733	1:12.313	87	8.843	1:13.312	87	10.469	1:12.765	87	11.009	1:11.927
41	6.313	1:22.198	41	8.506	1:12.563	41	9.235	1:12.410	41	10.528	1:12.432	41	11.794	1:12.653
71	7.059	1:22.944	71	8.979	1:12.290	71	9.606	1:12.308	71	10.848	1:12.381	71	12.276	1:12.815
57	7.662	1:23.547	57	10.311	1:13.019	57	10.583	1:11.953	57	11.755	1:12.311	57	13.854	1:13.486
63	8.616	1:24.501	63	12.236	1:13.990	63	15.850	1:15.295	63	19.439	1:14.728	63	22.778	1:14.726
15	9.271	1:25.156	15	14.086	1:15.185	15	18.116	1:15.711	89	22.164	1:14.066	89	25.597	1:14.820
73	10.035	1:25.920	73	14.873	1:15.208	89	19.237	1:15.699	15	23.038	1:16.061	15	27.312	1:15.661
89	10.699	1:26.584	89	15.219	1:14.890	73	19.402	1:16.210	73	24.446	1:16.183	73	27.688	1:14.629
48	12.446	1:28.331	48	16.773	1:14.697	48	20.881	1:15.789	48	25.178	1:15.436	48	28.699	1:14.908
95	12.566	1:28.451	65	19.339	1:16.599	65	22.956	1:15.298	65	27.034	1:15.217	65	31.574	1:15.927
65	13.110	1:28.995	95	19.406	1:17.210	80	23.863	1:15.363	80	28.020	1:15.296	80	32.042	1:15.409
80	13.903	1:29.788	80	20.181	1:16.648	95	25.505	1:17.780	95	31.721	1:17.355	95	38.193	1:17.859
90	15.422	1:31.307	55	28.814	1:20.821	55	36.523	1:19.390	55	43.630	1:18.246	55	49.992	1:17.749
28	15.766	1:31.651	93	29.248	1:20.521	93	37.410	1:19.843	93	45.499	1:19.228	93	53.131	1:19.019
55	18.363	1:34.248	85	30.652	1:21.499	85	38.881	1:19.910	85	46.993	1:19.251	85	54.974	1:19.368
93	19.097	1:34.982	91	31.136	1:21.115	91	39.760	1:20.305	91	49.056	1:20.435	91	57.986	1:20.317
85	19.523	1:35.408	52	34.255	1:23.185	52	45.932	1:23.358	52	57.499	1:22.706	52	1:06.828	1:20.716
91	20.391	1:36.276	28	41.415	1:36.019	28	51.080	1:21.346	28	59.192	1:19.251	28	1:07.428	1:19.623
52	21.440	1:37.325												

Weather/Track: Rain/Wet

Brands Hatch
Circuit Length = 1.1990 miles.
Start: 15:50 End: :16:10

HSCC/HRSR ByBox Historic Touring Cars
RACE 4 - LAP CHART - Brands Hatch - 23 September 2012
 (contd.)

Lap 6			Lap 7			Lap 8			Lap 9			Lap 10		
No	Behind	Laptime	No	Behind	Laptime	No	Behind	Laptime	No	Behind	Laptime	No	Behind	Laptime
46		1:11.285	46		1:11.795	46		1:11.567	46		1:11.230	46		1:10.407
97	2.841	1:11.149	6	1.851	1:10.569	6	1.357	1:11.073	6	0.820	1:10.693	1	0.971	1:10.325
6	3.077	1:10.449	97	3.283	1:12.237	1	1.981	1:09.906	1	1.053	1:10.302	6	2.668	1:12.255
1	3.689	1:10.645	28	1 LAP	1:19.100	97	3.528	1:11.812	97	3.731	1:11.433	55	1 LAP	1:18.949
44	7.486	1:11.835	1	3.642	1:11.748	85	1 LAP	1:27.091	93	1 LAP	1:23.970	97	5.371	1:12.047
35	9.052	1:12.326	44	7.335	1:11.644	91	1 LAP	1:23.181	44	8.654	1:12.341	44	9.872	1:11.625
84	10.000	1:12.120	52	1 LAP	1:24.080	44	7.543	1:11.775	35	9.892	1:11.939	35	10.864	1:11.379
87	11.142	1:11.418	35	9.246	1:11.989	35	9.183	1:11.504	84	10.989	1:12.189	84	12.378	1:11.796
41	12.472	1:11.963	84	9.740	1:11.535	84	10.030	1:11.857	87	11.964	1:12.084	87	13.527	1:11.970
71	13.079	1:12.088	87	10.724	1:11.377	87	11.110	1:11.953	85	1 LAP	1:21.171	41	18.659	1:12.915
57	13.521	1:10.952	41	13.228	1:12.551	28	1 LAP	1:19.729	41	16.151	1:13.321	71	18.928	1:12.941
63	25.756	1:14.263	71	14.378	1:13.094	41	14.060	1:12.399	71	16.394	1:12.712	57	19.141	1:11.816
89	29.229	1:14.917	57	15.170	1:13.444	71	14.912	1:12.101	57	17.732	1:12.847	93	1 LAP	1:23.161
73	31.059	1:14.656	63	28.034	1:14.073	57	16.115	1:12.512	28	1 LAP	1:19.431	85	1 LAP	1:19.531
15	32.255	1:16.228	89	31.984	1:14.550	52	1 LAP	1:21.738	91	1 LAP	1:25.969	28	1 LAP	1:16.073
48	32.788	1:15.374	73	33.631	1:14.367	63	31.014	1:14.547	52	1 LAP	1:18.838	91	1 LAP	1:19.609
80	36.139	1:15.382	48	35.553	1:14.560	89	34.738	1:14.321	63	34.664	1:14.880	52	1 LAP	1:18.667
65	36.222	1:15.933	15	36.255	1:15.795	73	35.952	1:13.888	73	39.644	1:14.922	63	39.562	1:15.305
95	43.872	1:16.964	80	37.689	1:13.345	48	39.633	1:15.647	48	46.107	1:17.704	73	43.520	1:14.283
55	56.432	1:17.725	65	40.058	1:15.631	15	40.329	1:15.641	15	46.416	1:17.317	48	51.179	1:15.479
93	1:00.423	1:18.577	95	48.696	1:16.619	80	40.793	1:14.671	89	47.635	1:24.127	15	51.887	1:15.878
85	1:01.472	1:17.783	55	1:02.431	1:17.794	65	45.141	1:16.650	80	48.638	1:19.075	89	52.877	1:15.649
91	1:07.010	1:20.309	93	1:07.035	1:18.407	95	54.026	1:16.897	65	50.789	1:16.878	80	53.209	1:14.978
						55	1:06.975	1:16.111	95	58.936	1:16.140	65	57.213	1:16.831
												95	1:05.438	1:16.909

Weather/Track: Rain/Wet

Brands Hatch
 Circuit Length = 1.1990 miles.
 Start: 15:50 End: :16:10

HSCC/HRSR ByBox Historic Touring Cars
RACE 4 - LAP CHART - Brands Hatch - 23 September 2012
 (contd.)

Lap 11			Lap 12			Lap 13			Lap 14			Lap 15		
No	Behind	Laptime	No	Behind	Laptime	No	Behind	Laptime	No	Behind	Laptime	No	Behind	Laptime
46		1:10.709	46		1:10.337	1		1:09.726	1		1:09.765	1		1:11.020
1	0.333	1:10.071	1	0.463	1:10.467	46	0.758	1:10.947	46	2.194	1:11.201	48	1 LAP	1:15.358
6	2.968	1:11.009	95	1 LAP	1:16.205	6	4.475	1:10.946	6	5.736	1:11.026	15	1 LAP	1:15.695
97	5.880	1:11.218	6	3.718	1:11.087	97	7.486	1:11.206	97	8.787	1:11.066	46	2.937	1:11.763
55	1 LAP	1:16.296	97	6.469	1:10.926	95	1 LAP	1:17.307	95	1 LAP	1:16.620	80	1 LAP	1:17.944
44	11.570	1:12.407	35	13.612	1:12.222	35	13.674	1:10.251	35	15.034	1:11.125	6	5.924	1:11.208
35	11.727	1:11.572	84	14.106	1:12.170	65	1 LAP	1:31.948	84	17.629	1:12.191	97	8.838	1:11.071
84	12.273	1:10.604	44	14.624	1:13.391	84	15.203	1:11.286	44	19.382	1:12.208	85	2 LAPS	1:26.017
87	13.995	1:11.177	87	15.761	1:12.103	44	16.939	1:12.504	65	1 LAP	1:21.038	35	15.160	1:11.146
41	20.409	1:12.459	55	1 LAP	1:18.144	87	17.553	1:11.981	41	27.265	1:12.692	84	17.470	1:10.861
57	20.615	1:12.183	57	22.761	1:12.483	41	24.338	1:11.779	57	27.545	1:12.684	44	20.055	1:11.693
71	23.170	1:14.951	41	22.748	1:12.676	57	24.626	1:12.054	71	28.994	1:12.514	95	1 LAP	1:16.928
93	1 LAP	1:19.501	71	24.810	1:11.977	55	1 LAP	1:18.256	87	32.352	1:24.564	41	29.614	1:13.369
28	1 LAP	1:16.923	28	1 LAP	1:17.361	71	26.245	1:11.624	55	1 LAP	1:16.615	57	30.097	1:13.572
91	1 LAP	1:19.038	93	1 LAP	1:19.937	28	1 LAP	1:15.989	28	1 LAP	1:16.341	71	30.869	1:12.895
85	1 LAP	1:28.557	63	47.274	1:14.491	93	1 LAP	1:19.129	63	56.080	1:14.013	65	1 LAP	1:18.819
52	1 LAP	1:19.080	91	1 LAP	1:18.564	63	51.832	1:14.747	73	57.211	1:13.378	87	38.049	1:16.717
63	43.120	1:14.267	73	50.344	1:14.129	73	53.598	1:13.443	93	1 LAP	1:19.008	55	1 LAP	1:17.290
73	46.552	1:13.741	52	1 LAP	1:18.684	91	1 LAP	1:20.540	91	1 LAP	1:18.227	28	1 LAP	1:15.643
48	55.960	1:15.490	85	1 LAP	1:23.975	52	1 LAP	1:17.814	52	1 LAP	1:18.292	63	59.205	1:14.145
89	56.288	1:14.120	89	1:00.023	1:14.072	89	1:04.336	1:14.502	89	1:09.171	1:14.600	73	1:00.338	1:14.147
15	56.917	1:15.739	48	1:01.437	1:15.814	85	1 LAP	1:20.654				93	1 LAP	1:19.032
80	57.582	1:15.082	15	1:01.899	1:15.319	48	1:06.683	1:15.435						
65	1:02.975	1:16.471	80	1:02.738	1:15.493	15	1:07.335	1:15.625						
						80	1:08.020	1:15.471						

Weather/Track: Rain/Wet

Brands Hatch
 Circuit Length = 1.1990 miles.
 Start: 15:50 End: :16:10

HSCC/HRSR ByBox Historic Touring Cars
RACE 4 - LAP CHART - Brands Hatch - 23 September 2012
 (contd.)


Lap 16			Lap 17			Lap 18			Lap 19			Lap 20		
No	Behind	Laptime	No	Behind	Laptime	No	Behind	Laptime	No	Behind	Laptime	No	Behind	Laptime
1		1:09.618	1		1:10.608									
89	1 LAP	1:13.403	93	2 LAPS	1:18.618									
46	3.964	1:10.645	46	5.102	1:11.746									
91	2 LAPS	1:19.034	89	1 LAP	1:14.300									
52	2 LAPS	1:19.934	6	10.491	1:13.458									
48	1 LAP	1:14.990	97	11.633	1:12.100									
6	7.641	1:11.335	48	1 LAP	1:16.387									
15	1 LAP	1:15.979	15	1 LAP	1:16.383									
97	10.141	1:10.921	80	1 LAP	1:15.753									
80	1 LAP	1:15.122	52	2 LAPS	1:21.808									
35	16.921	1:11.379	91	2 LAPS	1:23.632									
84	19.029	1:11.177	35	17.971	1:11.658									
85	2 LAPS	1:20.316	84	19.740	1:11.319									
44	22.457	1:12.020	44	23.800	1:11.951									
95	1 LAP	1:17.046	85	2 LAPS	1:20.737									
57	32.086	1:11.607	95	1 LAP	1:16.034									
41	32.596	1:12.600	57	33.944	1:12.466									
71	33.999	1:12.748	41	34.002	1:12.014									
65	1 LAP	1:16.121	71	35.254	1:11.863									
87	42.204	1:13.773	87	45.406	1:13.810									
55	1 LAP	1:16.109	65	1 LAP	1:17.047									
63	1:03.352	1:13.765	55	1 LAP	1:16.404									
73	1:04.089	1:13.369	63	1:05.969	1:13.225									
28	1 LAP	1:18.583	73	1:06.841	1:13.360									
			28	1 LAP	1:16.841									

Weather/Track: Rain/Wet

Brands Hatch
 Circuit Length = 1.1990 miles.
 Start: 15:50 End: :16:10

**HSCC Classic Formula 3 + Classic Racing Cars
RACE 5 - GRID - Brands Hatch - 23 September 2012**

ROW 11	23 HAINES	
ROW 10	138 BROWN	32 OVERALL
ROW 9	6 BOSSON	94 WEST
ROW 8	59 JONES	49 ANSLOW
ROW 7	99 POWELL	10 HULME
ROW 6	55 BARTELL	96 WALTERS
ROW 5	62 KIDDY	18 DIBDEN
ROW 4	33 JONES	38 PRICE
ROW 3	7 PAGANO	29 PRICE
ROW 2	11 CATON	20 CLARK
ROW 1	3 SHAW	82 SMITH
	POLE	



Weather/Track: Rain/Wet

These results are provisional until the conclusion of any judicial and technical matters.

Brands Hatch
Circuit Length = 1.1990 miles.

Clerk of the Course:

Timekeeper:

HSCC Classic Formula 3 + Classic Racing Cars

RACE 5 - CLASSIFICATION - Brands Hatch - 23 September 2012

POS	NO	CL	DRIVER	NAT	CAR	TIME	LAPS	GAP	MPH	BEST
1	3	A	David SHAW		Ralt RT1	15:38.946	15		69.02	1:01.187
2	82	A	Paul SMITH		Martini Mk31	15:50.124	15	11.178	68.21	1:01.865
3	20	A	David CLARK		Argo JM6	16:05.865	15	26.919	67.10	1:02.999
4	7	D	Erik PAGANO		Van Diemen RF82	16:14.524	15	35.578	66.50	1:03.398
5	38	A	Hugh PRICE		Chevron B38	16:18.405	15	39.459	66.24	1:03.752
6	33	B	Andy JONES		Brabham BT38C	16:25.633	15	46.687	65.75	1:03.863
7	62	B	Graham KIDDY		Dastle Mk10	16:27.092	15	48.146	65.65	1:04.121
8	29	A	Jonathan PRICE		March 783	16:32.727	15	53.781	65.28	1:03.216
9	59	G1	Ian JONES		Lotus 59	16:24.968	14	1 LAP	61.41	1:07.107
10	49	G1	Martin ANSLOW		Brabham BT21	16:27.112	14	1 LAP	61.28	1:08.509
11	96	B	Gareth WALTERS		Palliser WDF3	16:32.676	14	1 LAP	60.94	1:09.112
12	94	F1	Josh WEST		Merlyn Mk20a	16:34.128	14	1 LAP	60.85	1:07.845
13	138	G1	John BROWN		Merlyn Mk9	16:17.442	13	2 LAPS	57.47	1:12.708
14	6	D1	Leif BOSSON		Brabham BT28	16:18.625	13	2 LAPS	57.40	1:11.718
15	23	F1	Martin HAINES		Merlyn MK20	16:29.363	12	3 LAPS	52.41	1:15.877

NOT CLASSIFIED

32	G	Nicholas OVERALL	Jovis	0	D.N.F.	N/A
10	A	Mark HULME	Toj-Modus M1	0	D.N.F.	N/A
18	A	Paul DIBDEN	Ralt RT1	0	D.N.F.	N/A
99	B	Tom POWELL	Chevron B20	0	D.N.F.	N/A
55	A	Bruce BARTELL	Chevron B34	0	D.N.F.	N/A
11	A	Greg CATON	March 803B	0	D.N.F.	N/A

FASTEST LAP

3	A	David SHAW	Ralt RT1	1:01.187	5	70.54mph	113.53kph
7	D	Erik PAGANO	Van Diemen RF82	1:03.398	8	68.08mph	109.57kph
33	B	Andy JONES	Brabham BT38C	1:03.863	4	67.58mph	108.77kph
59	G1	Ian JONES	Lotus 59	1:07.107	6	64.32mph	103.51kph
94	F1	Josh WEST	Merlyn Mk20a	1:07.845	2	63.62mph	102.38kph
6	D1	Leif BOSSON	Brabham BT28	1:11.718	2	60.18mph	96.85kph

Weather/Track: Rain/Wet

These results are provisional until the conclusion of any judicial and technical matters.

Brands Hatch

Circuit Length = 1.1990 miles.

Start: 16:19 End: 16:34

Clerk of the Course:

Timekeeper:

HSCC Classic Formula 3 + Classic Racing Cars

RACE 5 - CLASSIFICATION - Brands Hatch - 23 September 2012

POS	NO	CL	DRIVER	NAT	CAR	TIME	LAPS	GAP	MPH	BEST
1	3	A	David SHAW		Ralt RT1	15:38.946	15		69.02	1:01.187
2	82	A	Paul SMITH		Martini Mk31	15:50.124	15	11.178	68.21	1:01.865
3	20	A	David CLARK		Argo JM6	16:05.865	15	26.919	67.10	1:02.999
4	38	A	Hugh PRICE		Chevron B38	16:18.405	15	39.459	66.24	1:03.752
5	29	A	Jonathan PRICE		March 783	16:32.727	15	53.781	65.28	1:03.216
NOT CLASSIFIED										
10	A	Mark HULME		Toj-Modus M1		0	D.N.F.	N/A		
18	A	Paul DIBDEN		Ralt RT1		0	D.N.F.	N/A		
55	A	Bruce BARTELL		Chevron B34		0	D.N.F.	N/A		
11	A	Greg CATON		March 803B		0	D.N.F.	N/A		
FASTEST LAP										
3	A	David SHAW		Ralt RT1		1:01.187	5	70.54mph		113.53kph

Weather/Track: Rain/Wet

These results are provisional until the conclusion of any judicial and technical matters.

Brands Hatch
Circuit Length = 1.1990 miles.
Start: 16:19 End: 16:34

Clerk of the Course:

Timekeeper:

HSCC Classic Formula 3 + Classic Racing Cars
RACE 5 - CLASSIFICATION - Brands Hatch - 23 September 2012
 (contd.)

POS	NO	CL	DRIVER	NAT	CAR	TIME	LAPS	GAP	MPH	BEST
1	7	D	Erik PAGANO		Van Diemen RF82	16:14.524	15		66.50	1:03.398
					NOT CLASSIFIED					
					FASTEST LAP					
7	D	Erik PAGANO		Van Diemen RF82	1:03.398	8	68.08mph		109.57kph	

Weather/Track: Rain/Wet

These results are provisional until the conclusion of any judicial and technical matters.

Brands Hatch
 Circuit Length = 1.1990 miles.
 Start: 16:19 End: 16:34

Clerk of the Course:		Timekeeper:
----------------------	--	-------------

HSCC Classic Formula 3 + Classic Racing Cars
RACE 5 - CLASSIFICATION - Brands Hatch - 23 September 2012
 (contd.)

POS	NO	CL	DRIVER	NAT	CAR	TIME	LAPS	GAP	MPH	BEST
1	33	B	Andy JONES		Brabham BT38C	16:25.633	15		65.75	1:03.863
2	62	B	Graham KIDDY		Dastle Mk10	16:27.092	15	1.459	65.65	1:04.121
3	96	B	Gareth WALTERS		Palliser WDF3	16:32.676	14	1 LAP	60.94	1:09.112
NOT CLASSIFIED										
	99	B	Tom POWELL		Chevron B20		0	D.N.F.	N/A	
FASTEST LAP										
	33	B	Andy JONES		Brabham BT38C	1:03.863	4	67.58mph	108.77kph	

Weather/Track: Rain/Wet

These results are provisional until the conclusion of any judicial and technical matters.

Brands Hatch
 Circuit Length = 1.1990 miles.
 Start: 16:19 End: 16:34

Clerk of the Course:

Timekeeper:

HSCC Classic Formula 3 + Classic Racing Cars
RACE 5 - CLASSIFICATION - Brands Hatch - 23 September 2012
 (contd.)

POS	NO	CL	DRIVER	NAT	CAR	TIME	LAPS	GAP	MPH	BEST
1	59	G1	Ian JONES		Lotus 59	16:24.968	14		61.41	1:07.107
2	49	G1	Martin ANSLOW		Brabham BT21	16:27.112	14	2.144	61.28	1:08.509
3	138	G1	John BROWN		Merlyn Mk9	16:17.442	13	1 LAP	57.47	1:12.708
NOT CLASSIFIED										
FASTEST LAP										
59	G1	Ian JONES		Lotus 59	1:07.107	6	64.32mph	103.51kph		

Weather/Track: Rain/Wet

These results are provisional until the conclusion of any judicial and technical matters.

Brands Hatch
 Circuit Length = 1.1990 miles.
 Start: 16:19 End: 16:34

Clerk of the Course:		Timekeeper:
----------------------	--	-------------

HSCC Classic Formula 3 + Classic Racing Cars
RACE 5 - CLASSIFICATION - Brands Hatch - 23 September 2012
 (contd.)

POS	NO	CL	DRIVER	NAT	CAR	TIME	LAPS	GAP	MPH	BEST
1	94	F1	Josh WEST		Merlyn Mk20a	16:34.128	14		60.85	1:07.845
2	23	F1	Martin HAINES		Merlyn MK20	16:29.363	12	2 LAPS	52.41	1:15.877
NOT CLASSIFIED										
FASTEST LAP										
94	F1	Josh WEST		Merlyn Mk20a	1:07.845	2	63.62mph	102.38kph		

Weather/Track: Rain/Wet
These results are provisional until the conclusion of any judicial and technical matters.

Brands Hatch
 Circuit Length = 1.1990 miles.
 Start: 16:19 End: 16:34

Clerk of the Course:		Timekeeper:
----------------------	--	-------------

HSCC Classic Formula 3 + Classic Racing Cars
RACE 5 - CLASSIFICATION - Brands Hatch - 23 September 2012
 (contd.)

POS	NO	CL	DRIVER	NAT	CAR	TIME	LAPS	GAP	MPH	BEST
1	6	D1	Leif BOSSON		Brabham BT28	16:18.625	13		57.40	1:11.718
					NOT CLASSIFIED					
					FASTEST LAP					
6	D1	Leif BOSSON		Brabham BT28	1:11.718	2	60.18mph		96.85kph	

Weather/Track: Rain/Wet

These results are provisional until the conclusion of any judicial and technical matters.

Brands Hatch
 Circuit Length = 1.1990 miles.
 Start: 16:19 End: 16:34

Clerk of the Course:		Timekeeper:
----------------------	--	-------------

HSCC Classic Formula 3 + Classic Racing Cars
RACE 5 - CLASSIFICATION - Brands Hatch - 23 September 2012
(contd.)

POS	NO	CL	DRIVER	NAT	CAR	TIME	LAPS	GAP	MPH	BEST
32	G		Nicholas OVERALL		Jovis		0	D.N.F.	N/A	

Weather/Track: Rain/Wet

These results are provisional until the conclusion of any judicial and technical matters.

Brands Hatch
Circuit Length = 1.1990 miles.
Start: 16:19 End: 16:34

Clerk of the Course:

Timekeeper:

HSCC Classic Formula 3 + Classic Racing Cars

RACE 5 - QUALIFYING LAP ANALYSIS - Brands Hatch - 23 September 2012

3	David SHAW	Ralt RT1
1 - 1:08.329	6 - 1:01.706	11 - 1:06.137
2 - 1:02.052	7 - 1:01.350	12 - 1:02.969
3 - 1:01.514	8 - 1:02.568	13 - 1:01.945
4 - 1:01.675	9 - 1:02.010	14 - 1:01.965
5 - 1:01.187	10 - 1:01.676	15 - 1:01.863
6	Leif BOSSON	Brabham BT28
1 - 1:21.653	6 - 1:15.778	11 - 1:16.072
2 - 1:11.718	7 - 1:15.480	12 - 1:13.802
3 - 1:12.828	8 - 1:17.040	13 - 1:14.293
4 - 1:14.028	9 - 1:15.246	
5 - 1:14.292	10 - 1:16.395	
7	Erik PAGANO	Van Diemen RF82
1 - 1:09.540	6 - 1:03.853	11 - 1:04.246
2 - 1:04.349	7 - 1:03.733	12 - 1:04.354
3 - 1:05.030	8 - 1:03.398	13 - 1:05.260
4 - 1:04.320	9 - 1:09.966	14 - 1:04.061
5 - 1:03.749	10 - 1:03.952	15 - 1:04.713
10	Mark HULME	Toj-Modus M1
11	Greg CATON	March 803B
18	Paul DIBDEN	Ralt RT1

Weather/Track: Cloud/Wet

www.mstworld.com

Page 1 of 4

Brands Hatch
Circuit Length = 1.1990 miles.
Start: 16:19 End: 16:34

Printed - 16:35 Sunday, 23 September 2012

HSCC Classic Formula 3 + Classic Racing Cars

RACE 5 - QUALIFYING LAP ANALYSIS - Brands Hatch - 23 September 2012

(contd.)

20	David CLARK	Argo JM6
1 - 1:10.012	6 - 1:02.999	11 - 1:05.026
2 - 1:04.083	7 - 1:04.575	12 - 1:04.413
3 - 1:03.897	8 - 1:04.209	13 - 1:03.787
4 - 1:03.161	9 - 1:03.747	14 - 1:04.366
5 - 1:03.450	10 - 1:04.240	15 - 1:03.900
23	Martin HAINES	Merlyn MK20
1 - 1:41.776	6 - 1:17.704	11 - 1:17.838
2 - 1:16.813	7 - 1:18.575	
3 - 1:17.592	8 - 1:15.877	
4 - 1:19.601	9 - 1:39.278	
5 - 1:25.015	10 - 1:20.873	
29	Jonathan PRICE	March 783
1 - 1:13.471	6 - 1:05.002	11 - 1:04.345
2 - 1:03.809	7 - 1:03.399	12 - 1:04.076
3 - 1:16.757	8 - 1:03.516	13 - 1:03.216
4 - 1:06.948	9 - 1:06.468	14 - 1:03.508
5 - 1:04.630	10 - 1:06.924	
32	Nicholas OVERALL	Jovis
33	Andy JONES	Brabham BT38C
1 - 1:12.698	6 - 1:08.934	11 - 1:04.268
2 - 1:03.906	7 - 1:05.569	12 - 1:04.669
3 - 1:04.900	8 - 1:05.794	13 - 1:04.041
4 - 1:03.863	9 - 1:05.678	14 - 1:05.074
5 - 1:05.107	10 - 1:05.327	15 - 1:05.805
38	Hugh PRICE	Chevron B38
1 - 1:11.380	6 - 1:07.604	11 - 1:04.636
2 - 1:03.755	7 - 1:04.115	12 - 1:04.089
3 - 1:04.251	8 - 1:04.406	13 - 1:06.407
4 - 1:04.137	9 - 1:06.109	14 - 1:04.792
5 - 1:03.752	10 - 1:04.630	15 - 1:04.342

Weather/Track: Cloud/Wet

www.mstworld.com

Page 2 of 4

Brands Hatch
Circuit Length = 1.1990 miles.
Start: 16:19 End: 16:34

Printed - 16:35 Sunday, 23 September 2012

HSCC Classic Formula 3 + Classic Racing Cars

RACE 5 - QUALIFYING LAP ANALYSIS - Brands Hatch - 23 September 2012

(contd.)

49	Martin ANSLOW	Brabham BT21
1 - 1:22.107	6 - 1:10.428	11 - 1:10.403
2 - 1:08.869	7 - 1:09.819	12 - 1:09.166
3 - 1:09.613	8 - 1:09.676	13 - 1:08.779
4 - 1:10.571	9 - 1:08.509	14 - 1:09.181
5 - 1:10.354	10 - 1:09.637	
55	Bruce BARTELL	Chevron B34
59	Ian JONES	Lotus 59
1 - 1:18.226	6 - 1:07.107	11 - 1:09.444
2 - 1:08.416	7 - 1:08.467	12 - 1:09.306
3 - 1:24.766	8 - 1:09.434	13 - 1:08.386
4 - 1:08.644	9 - 1:07.767	14 - 1:09.090
5 - 1:07.679	10 - 1:08.236	
62	Graham KIDDY	Dastle Mk10
1 - 1:13.822	6 - 1:05.274	11 - 1:04.121
2 - 1:05.702	7 - 1:04.502	12 - 1:04.709
3 - 1:06.147	8 - 1:05.576	13 - 1:04.697
4 - 1:04.971	9 - 1:05.731	14 - 1:05.367
5 - 1:05.242	10 - 1:05.263	15 - 1:05.968
82	Paul SMITH	Martini Mk31
1 - 1:08.806	6 - 1:01.886	11 - 1:02.041
2 - 1:02.517	7 - 1:02.431	12 - 1:02.190
3 - 1:02.194	8 - 1:02.098	13 - 1:02.852
4 - 1:01.934	9 - 1:06.184	14 - 1:07.205
5 - 1:01.865	10 - 1:02.382	15 - 1:03.539
94	Josh WEST	Merlyn Mk20a
1 - 1:21.543	6 - 1:10.059	11 - 1:09.416
2 - 1:07.845	7 - 1:09.461	12 - 1:09.879
3 - 1:11.797	8 - 1:10.834	13 - 1:11.316
4 - 1:10.875	9 - 1:10.215	
5 - 1:10.819	10 - 1:09.922	

Weather/Track: Cloud/Wet

www.mstworld.com

Page 3 of 4

Brands Hatch
Circuit Length = 1.1990 miles.
Start: 16:19 End: 16:34

Printed - 16:35 Sunday, 23 September 2012

HSCC Classic Formula 3 + Classic Racing Cars

RACE 5 - QUALIFYING LAP ANALYSIS - Brands Hatch - 23 September 2012

(contd.)

96	Gareth WALTERS	Palliser WDF3
1 - 1:17.144	6 - 1:10.051	11 - 1:11.347
2 - 1:11.224	7 - 1:11.008	12 - 1:11.985
3 - 1:10.430	8 - 1:10.684	13 - 1:11.417
4 - 1:09.267	9 - 1:09.948	
5 - 1:09.112	10 - 1:09.479	
99	Tom POWELL	Chevron B20
138	John BROWN	Merlyn Mk9
1 - 1:23.141	6 - 1:15.599	11 - 1:14.111
2 - 1:12.708	7 - 1:14.874	12 - 1:14.236
3 - 1:13.532	8 - 1:14.819	13 - 1:14.364
4 - 1:14.692	9 - 1:13.084	
5 - 1:15.990	10 - 1:16.292	

Weather/Track: Cloud/Wet

www.mstworld.com

Page 4 of 4

Brands Hatch
Circuit Length = 1.1990 miles.
Start: 16:19 End: 16:34

Printed - 16:35 Sunday, 23 September 2012

HSCC Classic Formula 3 + Classic Racing Cars
RACE 5 - LAP CHART - Brands Hatch - 23 September 2012

Lap 1			Lap 2			Lap 3			Lap 4			Lap 5		
No	Behind	Laptime	No	Behind	Laptime	No	Behind	Laptime	No	Behind	Laptime	No	Behind	Laptime
3		1:08.329	3		1:02.052	3		1:01.514	3		1:01.675	3		1:01.187
82	0.477	1:08.806	82	0.942	1:02.517	82	1.622	1:02.194	82	1.881	1:01.934	82	2.559	1:01.865
7	1.211	1:09.540	7	3.508	1:04.349	20	6.097	1:03.897	23	1 LAP	1:17.592	20	9.846	1:03.450
20	1.683	1:10.012	20	3.714	1:04.083	7	7.024	1:05.030	20	7.583	1:03.161	7	12.231	1:03.749
38	3.051	1:11.380	38	4.754	1:03.755	38	7.491	1:04.251	7	9.669	1:04.320	38	12.518	1:03.752
33	4.369	1:12.698	33	6.223	1:03.906	33	9.609	1:04.900	38	9.953	1:04.137	33	15.717	1:05.107
29	5.142	1:13.471	29	6.899	1:03.809	62	13.776	1:06.147	33	11.797	1:03.863	23	1 LAP	1:19.601
62	5.493	1:13.822	62	9.143	1:05.702	29	22.142	1:16.757	62	17.072	1:04.971	62	21.127	1:05.242
96	8.815	1:17.144	59	16.261	1:08.416	96	26.903	1:10.430	29	27.415	1:06.948	29	30.858	1:04.630
59	9.897	1:18.226	96	17.987	1:11.224	49	28.694	1:09.613	96	34.495	1:09.267	96	42.420	1:09.112
94	13.214	1:21.543	94	19.007	1:07.845	94	29.290	1:11.797	49	37.590	1:10.571	49	46.757	1:10.354
6	13.324	1:21.653	49	20.595	1:08.869	6	34.304	1:12.828	94	38.490	1:10.875	94	48.122	1:10.819
49	13.778	1:22.107	6	22.990	1:11.718	138	37.486	1:13.532	59	46.482	1:08.644	59	52.974	1:07.679
138	14.812	1:23.141	138	25.468	1:12.708	59	39.513	1:24.766	6	46.657	1:14.028	6	59.762	1:14.292
23	33.447	1:41.776	23	48.208	1:16.813				138	50.503	1:14.692			

Weather/Track: Cloud/Wet

Brands Hatch
Circuit Length = 1.1990 miles.
Start: 16:19 End: 16:34

HSCC Classic Formula 3 + Classic Racing Cars
RACE 5 - LAP CHART - Brands Hatch - 23 September 2012
 (contd.)

Lap 6			Lap 7			Lap 8			Lap 9			Lap 10		
No	Behind	Laptime	No	Behind	Laptime	No	Behind	Laptime	No	Behind	Laptime	No	Behind	Laptime
3		1:01.706	3		1:01.350	3		1:02.568	3		1:02.010	3		1:01.676
82	2.739	1:01.886	82	3.820	1:02.431	49	1 LAP	1:09.819	96	1 LAP	1:10.684	82	8.230	1:02.382
138	1 LAP	1:15.990	6	1 LAP	1:15.778	94	1 LAP	1:09.461	82	7.524	1:06.184	96	1 LAP	1:09.948
20	11.139	1:02.999	20	14.364	1:04.575	59	1 LAP	1:08.467	49	1 LAP	1:09.676	49	1 LAP	1:08.509
7	14.378	1:03.853	7	16.761	1:03.733	82	3.350	1:02.098	59	1 LAP	1:09.434	59	1 LAP	1:07.767
38	18.416	1:07.604	138	1 LAP	1:15.599	20	16.005	1:04.209	94	1 LAP	1:10.834	94	1 LAP	1:10.215
33	22.945	1:08.934	38	21.181	1:04.115	7	17.591	1:03.398	23	2 LAPS	1:18.575	20	20.306	1:04.240
62	24.695	1:05.274	33	27.164	1:05.569	38	23.019	1:04.406	20	17.742	1:03.747	7	27.823	1:03.952
29	34.154	1:05.002	62	27.847	1:04.502	6	1 LAP	1:15.480	7	25.547	1:09.966	23	2 LAPS	1:15.877
23	1 LAP	1:25.015	29	36.203	1:03.399	138	1 LAP	1:14.874	38	27.118	1:06.109	38	30.072	1:04.630
96	50.765	1:10.051	96	1:00.423	1:11.008	33	30.390	1:05.794	33	34.058	1:05.678	33	37.709	1:05.327
49	55.479	1:10.428	23	1 LAP	1:17.704	62	30.855	1:05.576	62	34.576	1:05.731	62	38.163	1:05.263
94	56.475	1:10.059				29	37.151	1:03.516	6	1 LAP	1:17.040	29	46.857	1:06.924
59	58.375	1:07.107							29	41.609	1:06.468	6	1 LAP	1:15.246
									138	1 LAP	1:14.819	138	1 LAP	1:13.084

Weather/Track: Cloud/Wet

Brands Hatch
 Circuit Length = 1.1990 miles.
 Start: 16:19 End: 16:34

HSCC Classic Formula 3 + Classic Racing Cars
RACE 5 - LAP CHART - Brands Hatch - 23 September 2012
 (contd.)

Lap 11			Lap 12			Lap 13			Lap 14			Lap 15		
No	Behind	Laptime	No	Behind	Laptime	No	Behind	Laptime	No	Behind	Laptime	No	Behind	Laptime
3		1:06.137	3		1:02.969	3		1:01.945	3		1:01.965	3		1:01.863
82	4.134	1:02.041	6	2 LAPS	1:16.395	82	4.262	1:02.852	82	9.502	1:07.205	82	11.178	1:03.539
96	1 LAP	1:09.479	138	2 LAPS	1:16.292	138	2 LAPS	1:14.111	20	24.882	1:04.366	20	26.919	1:03.900
59	1 LAP	1:08.236	82	3.355	1:02.190	6	2 LAPS	1:16.072	138	2 LAPS	1:14.236	7	35.578	1:04.713
20	19.195	1:05.026	20	20.639	1:04.413	23	3 LAPS	1:20.873	6	2 LAPS	1:13.802	138	2 LAPS	1:14.364
49	1 LAP	1:09.637	59	1 LAP	1:09.444	20	22.481	1:03.787	7	32.728	1:04.061	38	39.459	1:04.342
94	1 LAP	1:09.922	96	1 LAP	1:11.347	7	30.632	1:05.260	23	3 LAPS	1:17.838	6	2 LAPS	1:14.293
7	25.932	1:04.246	49	1 LAP	1:10.403	59	1 LAP	1:09.306	38	36.980	1:04.792	59	1 LAP	1:09.090
38	28.571	1:04.636	7	27.317	1:04.354	49	1 LAP	1:09.166	59	1 LAP	1:08.386	33	46.687	1:05.805
33	35.840	1:04.268	94	1 LAP	1:09.416	38	34.153	1:06.407	49	1 LAP	1:08.779	62	48.146	1:05.968
62	36.147	1:04.121	38	29.691	1:04.089	96	1 LAP	1:11.985	33	42.745	1:05.074	49	1 LAP	1:09.181
29	45.065	1:04.345	33	37.540	1:04.669	94	1 LAP	1:09.879	62	44.041	1:05.367			
23	2 LAPS	1:39.278	62	37.887	1:04.709	33	39.636	1:04.041	96	1 LAP	1:11.417			
			29	46.172	1:04.076	62	40.639	1:04.697	94	1 LAP	1:11.316			
						29	47.443	1:03.216	29	48.986	1:03.508			

Weather/Track: Cloud/Wet

Brands Hatch
 Circuit Length = 1.1990 miles.
 Start: 16:19 End: 16:34

HSCC Classic Formula 3

RACE 5 - QUALIFYING - Brands Hatch - 23 September 2012

POS	NO	CL	DRIVER	NAT	CAR	TIME	LAPS	GAP	MPH
1	3	A	David SHAW		Ralt RT1	1:01.674	9		69.98
2	82	A	Paul SMITH		Martini Mk31	1:03.798	9	2.124	67.65
3	11	A	Greg CATON		March 803B	1:03.943	9	2.269	67.50
4	20	A	David CLARK		Argo JM6	1:04.133	9	2.459	67.30
5	7	D	Erik PAGANO		Van Diemen RF82	1:04.306	9	2.632	67.12
6	29	A	Jonathan PRICE		March 783	1:04.482	9	2.808	66.94
7	33	B	Andy JONES		Brabham BT38C	1:05.227	9	3.553	66.17
8	38	A	Hugh PRICE		Chevron B38	1:05.300	9	3.626	66.10
9	62	B	Graham KIDDY		Dastle Mk10	1:07.249	9	5.575	64.18
10	18	A	Paul DIBDEN		Ralt RT1	1:08.531	8	6.857	62.98
11	55	A	Bruce BARTELL		Chevron B34	1:10.793	8	9.119	60.97
12	96	B	Gareth WALTERS		Palliser WDF3	1:13.038	8	11.364	59.09
13	99	B	Tom POWELL		Chevron B20	1:13.598	8	11.924	58.64
14	10	A	Mark HULME		Toj-Modus M1	1:14.471	8	12.797	57.96

Car 11 No working transponder

Weather/Track: Rain/Wet

These results are provisional until the conclusion of any judicial and technical matters.

Brands Hatch

Circuit Length = 1.1990 miles.

Start: 11:55 End: 12:05

Clerk of the Course:

Timekeeper:

HSCC Classic Formula 3

RACE 5 - QUALIFYING LAP ANALYSIS - Brands Hatch - 23 September 2012

3	David SHAW	Ralt RT1
1 - X:00.000	6 - 1:02.048	
2 - 1:04.367	7 - 1:01.910	
3 - 1:02.683	8 - 1:01.830	
4 - 1:01.674	9 - 1:02.653	
5 - 1:02.185		
7	Erik PAGANO	Van Diemen RF82
1 - X:00.000	6 - 1:04.306	
2 - 1:11.413	7 - 1:04.365	
3 - 1:12.736	8 - 1:05.225	
4 - 1:06.125	9 - 1:04.360	
5 - 1:04.775		
10	Mark HULME	Toj-Modus M1
1 - X:00.000	6 - 1:19.871	
2 - 1:17.838	7 - 1:17.538	
3 - 1:14.471	8 - 1:16.489	
4 - 1:16.413		
5 - 1:20.543		
11	Greg CATON	March 803B
1 - X:00.000	6 - 1:06.408	
2 - 1:09.241	7 - 1:05.313	
3 - 1:07.668	8 - 1:04.751	
4 - 1:06.747	9 - 1:03.943	
5 - 1:06.431		
18	Paul DIBDEN	Ralt RT1
1 - X:00.000	6 - 1:09.806	
2 - 1:10.336	7 - 1:08.531	
3 - 1:10.872	8 - 1:10.200	
4 - 1:12.565		
5 - 1:08.777		
20	David CLARK	Argo JM6
1 - X:00.000	6 - 1:04.779	
2 - 1:09.703	7 - 1:06.549	
3 - 1:05.895	8 - 1:04.133	
4 - 1:07.216	9 - 1:04.294	
5 - 1:04.741		

Car 11 No working transponder
Weather/Track: Rain/Wet

HSCC Classic Formula 3

RACE 5 - QUALIFYING LAP ANALYSIS - Brands Hatch - 23 September 2012

(contd.)

29	Jonathan PRICE	March 783
1 - X:00.000	6 - 1:04.482	
2 - 1:14.565	7 - 1:06.627	
3 - 1:06.673	8 - 1:05.383	
4 - 1:07.712	9 - 1:05.419	
5 - 1:04.917		
33	Andy JONES	Brabham BT38C
1 - X:00.000	6 - 1:06.614	
2 - 1:10.185	7 - 1:05.673	
3 - 1:08.088	8 - 1:05.592	
4 - 1:08.112	9 - 1:05.227	
5 - 1:07.322		
38	Hugh PRICE	Chevron B38
1 - X:00.000	6 - 1:10.957	
2 - 1:05.680	7 - 1:05.300	
3 - 1:08.538	8 - 1:06.991	
4 - 1:05.607	9 - 1:05.742	
5 - 1:05.741		
55	Bruce BARTELL	Chevron B34
1 - X:00.000	6 - 1:10.793	
2 - 1:11.575	7 - 1:12.148	
3 - 1:12.163	8 - 1:11.336	
4 - 1:14.218		
5 - 1:11.436		
62	Graham KIDDY	Dastle Mk10
1 - X:00.000	6 - 1:07.249	
2 - 1:10.617	7 - 1:07.941	
3 - 1:08.449	8 - 1:07.770	
4 - 1:07.720	9 - 1:07.330	
5 - 1:07.349		
82	Paul SMITH	Martini Mk31
1 - X:00.000	6 - 1:05.442	
2 - 1:08.759	7 - 1:05.272	
3 - 1:08.167	8 - 1:04.162	
4 - 1:07.688	9 - 1:03.798	
5 - 1:06.439		

Car 11 No working transponder
Weather/Track: Rain/Wet

HSCC Classic Formula 3


RACE 5 - QUALIFYING LAP ANALYSIS - Brands Hatch - 23 September 2012

(contd.)

96	Gareth WALTERS	Palliser WDF3
1 - X:00.000	6 - 1:13.700	
2 - 1:15.451	7 - 1:13.038	
3 - 1:13.773	8 - 1:13.277	
4 - 1:14.193		
5 - 1:14.069		
99	Tom POWELL	Chevron B20
1 - X:00.000	6 - 1:15.135	
2 - 1:16.184	7 - 1:13.598	
3 - 1:15.674	8 - 1:14.125	
4 - 1:14.974		
5 - 1:13.626		

Car 11 No working transponder
Weather/Track: Rain/Wet

HSCC Classic Formula 3
RACE 5 - GRID - Brands Hatch - 23 September 2012

ROW 7	99 POWELL	10 HULME
ROW 6	55 BARTELL	96 WALTERS
ROW 5	62 KIDDY	18 DIBDEN
ROW 4	33 JONES	38 PRICE
ROW 3	7 PAGANO	29 PRICE
ROW 2	11 CATON	20 CLARK
ROW 1	3 SHAW	82 SMITH
POLE		
		

Car 11 No working transponder

Weather/Track: Rain/Wet

These results are provisional until the conclusion of any judicial and technical matters.

Brands Hatch

Circuit Length = 1.1990 miles.

Start: 11:55 End: 12:05

Clerk of the Course:

Timekeeper:

HSCC 70s and Historic Road Sport Championships

RACE 6 - QUALIFYING - Brands Hatch - 23 September 2012

POS	NO	CL	DRIVER	NAT	CAR	TIME	LAPS	GAP	MPH
1	46	7C	Oliver FORD		Lotus Europa	1:12.442	8		59.58
2	69	HRC	Andrew SHEPHERD		Lotus Seven S2	1:14.446	8	2.004	57.98
3	11	HRC	Rob ROWE		Lotus Elan S3	1:14.580	8	2.138	57.87
4	14	7B	Jai SHARMA		Ferrari 308 GTB	1:15.304	8	2.862	57.32
5	50	7E	Chris ALFORD		MG Midget	1:15.696	8	3.254	57.02
6	1	7D	John THOMASON		Triumph GT6 MkIII	1:15.793	8	3.351	56.95
7	7	HRC	Simon HAUGHTON		Lotus 7	1:16.499	7	4.057	56.42
8	23	7D	Will MORTON		Alfa Romeo 2000GTV	1:16.717	7	4.275	56.26
9	26	7B	Paul STAFFORD		Datsun 240Z	1:17.547	8	5.105	55.66
10	77	HRG	Mark GARRITT		Jaguar E-type	1:17.752	8	5.310	55.51
11	6	HRC	Larry KENNEDY		Lotus Elan S4	1:17.971	8	5.529	55.35
12	4	7D	Ken RORRISON		Alfa Romeo	1:18.168	7	5.726	55.22
13	47	HRE	Ian FORD		Austin Healey Sprite	1:18.259	7	5.817	55.15
14	13	7B	Ian FORWARD		TVR Taimar	1:18.676	7	6.234	54.86
15	71	HRE	Richard COFFEY		Turner Mk1	1:18.697	7	6.255	54.84
16	91	HRF	Richard OWEN		Triumph TR2	1:19.076	6	6.634	54.58
17	36	HRC	Frazer GIBNEY		Lotus Elan S1	1:19.407	8	6.965	54.35
18	22	HRE	Tony DAVIS		Austin Healey Sprite Mk1	1:20.254	7	7.812	53.78
19	16	7B	Alan HERSEY		Reliant Scimitar 5a	1:21.226	6	8.784	53.14
20	80	HRD	John SHAW		Porsche 911	1:21.958	6	9.516	52.66
21	19	HRF	Chris GAWNE		Lancia Aurelia B20 GT	1:22.027	7	9.585	52.62
22	96	HRG	Julian BRICKNELL		MG B	1:22.492	7	10.050	52.32
23	63	HRB	Colin SHARP		Triumph TR5	1:22.906	6	10.464	52.06
24	28	7B	John HALL		Datsun 260Z	1:22.999	7	10.557	52.00
25	30	7H	Johan DENEKAMP		Lancia Beta Monte Carlo	1:23.909	7	11.467	51.44
26	21	HRE	Peter CHAPPELL		Austin Healey Sprite Mk1	1:28.572	6	16.130	48.73
27	31	HRE	Ian BURFORD		MG Lenham Le Mans coupe	15:45.462	1	14:33.020	4.56

Weather/Track: Rain/Wet

These results are provisional until the conclusion of any judicial and technical matters.

Brands Hatch
Circuit Length = 1.1990 miles.
Start: 12:11 End: 12:21

Clerk of the Course:

Timekeeper:

HSCC 70s and Historic Road Sport Championships

RACE 6 - QUALIFYING LAP ANALYSIS - Brands Hatch - 23 September 2012

1	John THOMASON	Triumph GT6 MkIII
1 - X:00.000	6 - 1:15.793	
2 - 1:19.119	7 - 1:16.980	
3 - 1:24.141	8 - 1:15.894	
4 - 1:18.484		
5 - 1:16.525		
4	Ken RORRISON	Alfa Romeo
1 - X:00.000	6 - 1:18.808	
2 - 1:19.207	7 - 1:18.168	
3 - 1:19.732		
4 - 1:20.833		
5 - 1:19.976		
6	Larry KENNEDY	Lotus Elan S4
1 - X:00.000	6 - 1:18.253	
2 - 1:18.658	7 - 1:19.029	
3 - 1:17.971	8 - 1:18.549	
4 - 1:20.338		
5 - 1:18.320		
7	Simon HAUGHTON	Lotus 7
1 - X:00.000	6 - 1:16.499	
2 - 1:25.321	7 - 1:16.983	
3 - 1:21.875		
4 - 1:17.056		
5 - 1:17.977		
11	Rob ROWE	Lotus Elan S3
1 - X:00.000	6 - 1:14.580	
2 - 1:16.147	7 - 1:17.430	
3 - 1:20.840	8 - 1:18.067	
4 - 1:19.704		
5 - 1:20.912		
13	Ian FORWARD	TVR Taimar
1 - X:00.000	6 - 1:21.032	
2 - 1:22.923	7 - 1:18.676	
3 - 1:23.674		
4 - 1:41.929		
5 - 1:21.149		

Weather/Track: Rain/Wet

www.mstworld.com

Page 1 of 5

Brands Hatch
Circuit Length = 1.1990 miles.
Start: 12:11 End: 12:21

Printed - 12:24 Sunday, 23 September 2012

HSCC 70s and Historic Road Sport Championships

RACE 6 - QUALIFYING LAP ANALYSIS - Brands Hatch - 23 September 2012

(contd.)

14	Jai SHARMA	Ferrari 308 GTB
1 - X:00.000	6 - 1:16.745	
2 - 1:16.823	7 - 1:15.304	
3 - 1:20.351	8 - 1:17.762	
4 - 1:18.557		
5 - 1:16.148		
16	Alan HERSEY	Reliant Scimitar 5a
1 - X:00.000	6 - 2:14.233	
2 - 1:24.280		
3 - 1:24.821		
4 - 1:21.226		
5 - 1:22.007		
19	Chris GAWNE	Lancia Aurelia B20 GT
1 - X:00.000	6 - 1:24.481	
2 - 1:26.474	7 - 1:24.546	
3 - 1:25.391		
4 - 1:25.315		
5 - 1:22.027		
21	Peter CHAPPELL	Austin Healey Sprite Mk1
1 - X:00.000	6 - 1:31.259	
2 - 1:29.909		
3 - 1:31.631		
4 - 1:29.227		
5 - 1:28.572		
22	Tony DAVIS	Austin Healey Sprite Mk1
1 - X:00.000	6 - 1:20.926	
2 - 1:20.554	7 - 1:20.669	
3 - 1:21.857		
4 - 1:22.759		
5 - 1:20.254		
23	Will MORTON	Alfa Romeo 2000GTV
1 - X:00.000	6 - 1:16.717	
2 - 1:22.480	7 - 1:18.361	
3 - 1:17.511		
4 - 1:17.837		
5 - 1:18.082		

Weather/Track: Rain/Wet

www.mstworld.com

Page 2 of 5

Brands Hatch
Circuit Length = 1.1990 miles.
Start: 12:11 End: 12:21

Printed - 12:24 Sunday, 23 September 2012

HSCC 70s and Historic Road Sport Championships

RACE 6 - QUALIFYING LAP ANALYSIS - Brands Hatch - 23 September 2012

(contd.)

26	Paul STAFFORD	Datsun 240Z
1 - X:00.000	6 - 1:17.547	
2 - 1:17.925	7 - 1:19.265	
3 - 1:23.466	8 - 1:17.919	
4 - 1:22.884		
5 - 1:18.242		
28	John HALL	Datsun 260Z
1 - X:00.000	6 - 1:23.320	
2 - 1:25.249	7 - 1:22.999	
3 - 1:27.096		
4 - 1:25.078		
5 - 1:25.465		
30	Johan DENEKAMP	Lancia Beta Monte Carlo
1 - X:00.000	6 - 1:24.534	
2 - 1:33.328	7 - 1:26.073	
3 - 1:23.909		
4 - 1:25.596		
5 - 1:24.005		
31	Ian BURFORD	MG Lenham Le Mans coupe
1 - X:00.000		
36	Frazer GIBNEY	Lotus Elan S1
1 - X:00.000	6 - 1:19.909	
2 - 1:20.420	7 - 1:19.407	
3 - 1:22.177	8 - 1:21.207	
4 - 1:20.201		
5 - 1:19.455		
46	Oliver FORD	Lotus Europa
1 - X:00.000	6 - 1:15.835	
2 - 1:16.474	7 - 1:13.115	
3 - 1:20.384	8 - 1:12.442	
4 - 1:18.568		
5 - 1:15.769		

Weather/Track: Rain/Wet

www.mstworld.com

Page 3 of 5

Brands Hatch
Circuit Length = 1.1990 miles.
Start: 12:11 End: 12:21

Printed - 12:24 Sunday, 23 September 2012

HSCC 70s and Historic Road Sport Championships

RACE 6 - QUALIFYING LAP ANALYSIS - Brands Hatch - 23 September 2012

(contd.)

47	Ian FORD	Austin Healey Sprite
1 - X:00.000	6 - 1:20.955	
2 - 1:24.890	7 - 1:18.928	
3 - 1:20.261		
4 - 1:19.245		
5 - 1:18.259		
50	Chris ALFORD	MG Midget
1 - X:00.000P	6 - 1:17.640	
2 - 1:20.736	7 - 1:16.956	
3 - 1:16.526	8 - 1:15.696	
4 - 1:17.498		
5 - 1:16.580		
63	Colin SHARP	Triumph TR5
1 - X:00.000	6 - 1:22.906	
2 - 1:29.326		
3 - 1:26.924		
4 - 1:24.781		
5 - 1:23.724		
69	Andrew SHEPHERD	Lotus Seven S2
1 - X:00.000	6 - 1:17.196	
2 - 1:15.305	7 - 1:14.446	
3 - 1:17.589	8 - 1:15.429	
4 - 1:20.090		
5 - 1:15.479		
71	Richard COFFEY	Turner Mk1
1 - X:00.000	6 - 1:20.372	
2 - 1:40.995	7 - 1:18.697	
3 - 1:20.507		
4 - 1:20.483		
5 - 1:21.978		
77	Mark GARRITT	Jaguar E-type
1 - X:00.000	6 - 1:18.683	
2 - 1:19.625	7 - 1:19.938	
3 - 1:20.605	8 - 1:18.187	
4 - 1:19.546		
5 - 1:17.752		

Weather/Track: Rain/Wet

www.mstworld.com

Page 4 of 5

Brands Hatch
Circuit Length = 1.1990 miles.
Start: 12:11 End: 12:21

Printed - 12:24 Sunday, 23 September 2012

HSCC 70s and Historic Road Sport Championships

RACE 6 - QUALIFYING LAP ANALYSIS - Brands Hatch - 23 September 2012

(contd.)

80	John SHAW	Porsche 911
1 - X:00.000	6 - 1:23.221	
2 - 1:59.329		
3 - 1:21.958		
4 - 1:22.657		
5 - 1:41.736		
91	Richard OWEN	Triumph TR2
1 - X:00.000	6 - 1:22.242	
2 - 1:22.418		
3 - 1:49.333		
4 - 1:20.747		
5 - 1:19.076		
96	Julian BRICKNELL	MG B
1 - X:00.000	6 - 1:24.978	
2 - 1:22.492	7 - 1:23.611	
3 - 1:24.061		
4 - 1:24.611		
5 - 1:24.747		

Weather/Track: Rain/Wet

www.mstworld.com

Page 5 of 5

Brands Hatch
Circuit Length = 1.1990 miles.
Start: 12:11 End: 12:21

Printed - 12:24 Sunday, 23 September 2012

HSCC 70s and Historic Road Sport Championships

RACE 6 - GRID - Brands Hatch - 23 September 2012

ROW 14	31	BURFORD	
ROW 13	30	DENEKAMP	21 CHAPPELL
ROW 12	63	SHARP	28 HALL
ROW 11	19	GAWNE	96 BRICKNELL
ROW 10	16	HERSEY	80 SHAW
ROW 9	36	GIBNEY	22 DAVIS
ROW 8	71	COFFEY	91 OWEN
ROW 7	47	FORD	13 FORWARD
ROW 6	6	KENNEDY	4 RORRISON
ROW 5	26	STAFFORD	77 GARRITT
ROW 4	7	HAUGHTON	23 MORTON
ROW 3	50	ALFORD	1 THOMASON
ROW 2	11	ROWE	14 SHARMA
ROW 1	46	FORD	69 SHEPHERD
		POLE	

Weather/Track: Rain/Wet

These results are provisional until the conclusion of any judicial and technical matters.

Brands Hatch

Circuit Length = 1.1990 miles.

Start: 12:11 End: 12:21

Clerk of the Course:

Timekeeper:

HSCC 70s and Historic Road Sport Championships

RACE 6 - CLASSIFICATION - Brands Hatch - 23 September 2012

POS	NO	CL	DRIVER	NAT	CAR	TIME	LAPS	GAP	MPH	BEST
1	46	7C	Oliver FORD		Lotus Europa	12:15.496	10		58.77	1:12.338
2	1	7D	John THOMASON		Triumph GT6 MkIII	12:16.175	10	0.679	58.72	1:12.221
3	6	HR	Larry KENNEDY		Lotus Elan S4	12:21.741	10	6.245	58.28	1:11.613
4	69	HRC	Andrew SHEPHERD		Lotus Seven S2	12:46.029	10	30.533	56.43	1:14.453
5	50	7E	Chris ALFORD		MG Midget	12:47.519	10	32.023	56.32	1:15.053
6	23	7D	Will MORTON		Alfa Romeo 2000GTV	12:55.042	10	39.546	55.77	1:15.115
7	26	7B	Paul STAFFORD		Datsun 240Z	12:57.407	10	41.911	55.60	1:14.431
8	91	HRF	Richard OWEN		Triumph TR2	12:59.053	10	43.557	55.48	1:14.707
9	4	7D	Ken RORRISON		Alfa Romeo	13:19.384	10	1:03.888	54.07	1:17.074
10	16	7B	Alan HERSEY		Reliant Scimitar 5a	13:24.708	10	1:09.212	53.72	1:17.226
11	22	HRE	Tony DAVIS		Austin Healey Sprite Mk1	13:29.385	10	1:13.889	53.40	1:18.662
12	30	7H	Johan DENEKAMP		Lancia Beta Monte Carlo	12:18.496	9	1 LAP	52.69	1:17.999
13	96	HRG	Julian BRICKNELL		MG B	12:23.798	9	1 LAP	52.31	1:18.830
14	19	HRF	Chris GAWNE		Lancia Aurelia B20 GT	12:32.713	9	1 LAP	51.69	1:19.825
15	21	HRE	Peter CHAPPELL		Austin Healey Sprite Mk1	12:32.710	8	2 LAPS	45.96	1:31.161

NOT CLASSIFIED

7	HR	Simon HAUGHTON		Lotus 7	7:01.884	3	D.N.F.	30.84	1:17.265
71	HRE	Richard COFFEY		Turner Mk1		0	D.N.F.	N/A	
47	HRE	Ian FORD		Austin Healey Sprite		0	D.N.F.	N/A	
14	7B	Jai SHARMA		Ferrari 308 GTB		0	D.N.F.	N/A	

FASTEST LAP

6	HR	Larry KENNEDY		Lotus Elan S4	1:11.613	8	60.27mph	97.00kph
1	7D	John THOMASON		Triumph GT6 MkIII	1:12.221	5	59.76mph	96.18kph
46	7C	Oliver FORD		Lotus Europa	1:12.338	9	59.67mph	96.02kph
26	7B	Paul STAFFORD		Datsun 240Z	1:14.431	10	57.99mph	93.32kph
91	HRF	Richard OWEN		Triumph TR2	1:14.707	8	57.77mph	92.98kph
50	7E	Chris ALFORD		MG Midget	1:15.053	10	57.51mph	92.55kph
30	7H	Johan DENEKAMP		Lancia Beta Monte Carlo	1:17.999	7	55.33mph	89.06kph
22	HRE	Tony DAVIS		Austin Healey Sprite Mk1	1:18.662	7	54.87mph	88.30kph
96	HRG	Julian BRICKNELL		MG B	1:18.830	8	54.75mph	88.12kph

Weather/Track: Rain/Wet

These results are provisional until the conclusion of any judicial and technical matters.

Brands Hatch

Circuit Length = 1.1990 miles.

Start: 17:09 End: 17:29

Clerk of the Course:	Timekeeper:
----------------------	-------------

HSCC 70s and Historic Road Sport Championships
RACE 6 - LAP ANALYSIS - Brands Hatch - 23 September 2012

1	John THOMASON	Triumph GT6 MkIII
1 -	1:22.271	6 - 1:12.784
2 -	1:13.474	7 - 1:12.607
3 -	1:12.769	8 - 1:12.601
4 -	1:12.551	9 - 1:12.340
5 -	1:12.221	10 - 1:12.557
4	Ken RORRISON	Alfa Romeo
1 -	1:31.691	6 - 1:17.074
2 -	1:19.257	7 - 1:19.105
3 -	1:19.461	8 - 1:18.838
4 -	1:19.798	9 - 1:18.099
5 -	1:18.058	10 - 1:18.003
6	Larry KENNEDY	Lotus Elan S4
1 -	1:23.282	6 - 1:13.682
2 -	1:13.272	7 - 1:12.445
3 -	1:14.221	8 - 1:11.613
4 -	1:12.502	9 - 1:12.976
5 -	1:13.531	10 - 1:14.217
7	Simon HAUGHTON	Lotus 7
1 -	1:27.289	
2 -	1:17.265	
3 -	4:17.330P	
11	Rob ROWE	Lotus Elan S3
13	Ian FORWARD	TVR Taimar

Weather/Track: Rain/Wet

HSCC 70s and Historic Road Sport Championships
RACE 6 - LAP ANALYSIS - Brands Hatch - 23 September 2012
 (contd.)

14	Jai SHARMA	Ferrari 308 GTB
1 - 1:35.247 6 - 1:18.209 2 - 1:21.586 7 - 1:19.579 3 - 1:19.248 8 - 1:18.795 4 - 1:18.589 9 - 1:17.226 5 - 1:18.302 10 - 1:17.927		
16	Alan HERSEY	Reliant Scimitar 5a
1 - 1:39.923 6 - 1:20.125 2 - 1:24.006 7 - 1:19.825 3 - 1:22.436 8 - 1:23.193 4 - 1:22.357 9 - 1:19.990 5 - 1:20.858		
19	Chris GAWNE	Lancia Aurelia B20 GT
1 - 1:50.104 6 - 1:32.037 2 - 1:32.175 7 - 1:31.554 3 - 1:31.161 8 - 1:31.865 4 - 1:31.973 5 - 1:31.841		
21	Peter CHAPPELL	Austin Healey Sprite Mk1
1 - 1:32.098 6 - 1:19.192 2 - 1:21.306 7 - 1:18.662 3 - 1:21.199 8 - 1:19.005 4 - 1:19.446 9 - 1:18.770 5 - 1:20.248 10 - 1:19.459		
22	Tony DAVIS	Austin Healey Sprite Mk1
1 - 1:28.295 6 - 1:17.943 2 - 1:17.181 7 - 1:16.875 3 - 1:16.499 8 - 1:15.115 4 - 1:16.084 9 - 1:15.386 5 - 1:15.715 10 - 1:15.949		
23	Will MORTON	Alfa Romeo 2000GTV
1 - 1:28.295 6 - 1:17.943 2 - 1:17.181 7 - 1:16.875 3 - 1:16.499 8 - 1:15.115 4 - 1:16.084 9 - 1:15.386 5 - 1:15.715 10 - 1:15.949		

Weather/Track: Rain/Wet

HSCC 70s and Historic Road Sport Championships
RACE 6 - LAP ANALYSIS - Brands Hatch - 23 September 2012
 (contd.)

26	Paul STAFFORD	Datsun 240Z
1 -	1:33.028	6 - 1:16.241
2 -	1:19.321	7 - 1:15.717
3 -	1:17.550	8 - 1:14.699
4 -	1:15.494	9 - 1:14.435
5 -	1:16.491	10 - 1:14.431
28	John HALL	Datsun 260Z
30	Johan DENEKAMP	Lancia Beta Monte Carlo
1 -	1:38.430	6 - 1:19.475
2 -	1:21.299	7 - 1:17.999
3 -	1:21.085	8 - 1:19.654
4 -	1:20.556	9 - 1:19.901
5 -	1:20.097	
31	Ian BURFORD	MG Lenham Le Mans coupe
36	Frazer GIBNEY	Lotus Elan S1
46	Oliver FORD	Lotus Europa
1 -	1:20.472	6 - 1:12.362
2 -	1:13.684	7 - 1:12.714
3 -	1:12.691	8 - 1:13.378
4 -	1:12.408	9 - 1:12.338
5 -	1:12.894	10 - 1:12.555

Weather/Track: Rain/Wet

HSCC 70s and Historic Road Sport Championships
RACE 6 - LAP ANALYSIS - Brands Hatch - 23 September 2012
 (contd.)

50	Chris ALFORD	MG Midget
1 -	1:25.248	6 - 1:15.902
2 -	1:16.173	7 - 1:16.284
3 -	1:16.166	8 - 1:15.928
4 -	1:15.089	9 - 1:16.601
5 -	1:15.075	10 - 1:15.053
63	Colin SHARP	Triumph TR5
69	Andrew SHEPHERD	Lotus Seven S2
1 -	1:28.859	6 - 1:15.228
2 -	1:16.163	7 - 1:14.871
3 -	1:15.842	8 - 1:15.143
4 -	1:15.565	9 - 1:15.128
5 -	1:14.777	10 - 1:14.453
77	Mark GARRITT	Jaguar E-type
80	John SHAW	Porsche 911
91	Richard OWEN	Triumph TR2
1 -	1:32.224	6 - 1:15.906
2 -	1:19.338	7 - 1:16.129
3 -	1:16.912	8 - 1:14.707
4 -	1:16.801	9 - 1:15.513
5 -	1:16.074	10 - 1:15.449

Weather/Track: Rain/Wet

HSCC 70s and Historic Road Sport Championships
RACE 6 - LAP ANALYSIS - Brands Hatch - 23 September 2012
(contd.)

96	Julian BRICKNELL	MG B
1 - 1:36.660	6 - 1:19.130	
2 - 1:22.048	7 - 1:19.798	
3 - 1:21.546	8 - 1:18.830	
4 - 1:22.162	9 - 1:22.522	
5 - 1:21.102		

Weather/Track: Rain/Wet

www.mstworld.com

Page 5 of 5

Brands Hatch
Circuit Length = 1.1990 miles.
Start: 17:09 End: 17:29
Printed - 17:24 Sunday, 23 September 2012

HSCC 70s and Historic Road Sport Championships
RACE 6 - LAP CHART - Brands Hatch - 23 September 2012

Lap 1			Lap 2			Lap 3			Lap 4			Lap 5		
No	Behind	Laptime	No	Behind	Laptime	No	Behind	Laptime	No	Behind	Laptime	No	Behind	Laptime
46		1:20.472	46		1:13.684	46		1:12.691	46		1:12.408	46		1:12.894
1	1.799	1:22.271	1	1.589	1:13.474	1	1.667	1:12.769	1	1.810	1:12.551	1	1.137	1:12.221
6	2.810	1:23.282	6	2.398	1:13.272	6	3.928	1:14.221	6	4.022	1:12.502	6	4.659	1:13.531
50	4.776	1:25.248	50	7.265	1:16.173	50	10.740	1:16.166	50	13.421	1:15.089	21	1 LAP	1:31.973
7	6.817	1:27.289	7	10.398	1:17.265	69	14.017	1:15.842	69	17.174	1:15.565	50	15.602	1:15.075
23	7.823	1:28.295	69	10.866	1:16.163	23	15.128	1:16.499	23	18.804	1:16.084	69	19.057	1:14.777
69	8.387	1:28.859	23	11.320	1:17.181	91	21.627	1:16.912	91	26.020	1:16.801	23	21.625	1:15.715
4	11.219	1:31.691	4	16.792	1:19.257	26	23.052	1:17.550	26	26.138	1:15.494	91	29.200	1:16.074
22	11.626	1:32.098	91	17.406	1:19.338	4	23.562	1:19.461	4	30.952	1:19.798	26	29.735	1:16.491
91	11.752	1:32.224	26	18.193	1:19.321	22	27.756	1:21.199	22	34.794	1:19.446	4	36.116	1:18.058
26	12.556	1:33.028	22	19.248	1:21.306	16	29.234	1:19.248	16	35.415	1:18.589	16	40.823	1:18.302
16	14.775	1:35.247	16	22.677	1:21.586	96	33.407	1:21.546	30	42.115	1:20.556	22	42.148	1:20.248
96	16.188	1:36.660	96	24.552	1:22.048	30	33.967	1:21.085	96	43.161	1:22.162	7	2 LAPS	4:17.330P
30	17.958	1:38.430	30	25.573	1:21.299	19	39.518	1:22.436	19	49.467	1:22.357	30	49.318	1:20.097
19	19.451	1:39.923	19	29.773	1:24.006	21	1:06.593	1:31.161				96	51.369	1:21.102
21	29.632	1:50.104	21	48.123	1:32.175							19	57.431	1:20.858

Weather/Track: Rain/Wet

Brands Hatch
 Circuit Length = 1.1990 miles.
 Start: 17:09 End: 17:29

HSCC 70s and Historic Road Sport Championships
RACE 6 - LAP CHART - Brands Hatch - 23 September 2012
 (contd.)

Lap 6			Lap 7			Lap 8			Lap 9			Lap 10		
No	Behind	Laptime	No	Behind	Laptime	No	Behind	Laptime	No	Behind	Laptime	No	Behind	Laptime
46		1:12.362	46		1:12.714	46		1:13.378	46		1:12.338	46		1:12.555
1	1.559	1:12.784	1	1.452	1:12.607	1	0.675	1:12.601	1	0.677	1:12.340	1	0.679	1:12.557
6	5.979	1:13.682	6	5.710	1:12.445	6	3.945	1:11.613	6	4.583	1:12.976	30	1 LAP	1:19.901
50	19.142	1:15.902	50	22.712	1:16.284	50	25.262	1:15.928	19	1 LAP	1:23.193	6	6.245	1:14.217
69	21.923	1:15.228	69	24.080	1:14.871	69	25.845	1:15.143	69	28.635	1:15.128	96	1 LAP	1:22.522
23	27.206	1:17.943	23	31.367	1:16.875	23	33.104	1:15.115	50	29.525	1:16.601	21	2 LAPS	1:31.865
91	32.744	1:15.906	91	36.159	1:16.129	91	37.488	1:14.707	23	36.152	1:15.386	19	1 LAP	1:19.990
21	1 LAP	1:31.841	26	36.617	1:15.717	26	37.938	1:14.699	26	40.035	1:14.435	69	30.533	1:14.453
26	33.614	1:16.241	4	47.219	1:19.105	4	52.679	1:18.838	91	40.663	1:15.513	50	32.023	1:15.053
4	40.828	1:17.074	21	1 LAP	1:32.037	16	58.952	1:18.795	4	58.440	1:18.099	23	39.546	1:15.949
16	46.670	1:18.209	16	53.535	1:19.579	22	1:00.553	1:19.005	16	1:03.840	1:17.226	26	41.911	1:14.431
22	48.978	1:19.192	22	54.926	1:18.662	30	1:07.992	1:19.654	22	1:06.985	1:18.770	91	43.557	1:15.449
30	56.431	1:19.475	30	1:01.716	1:17.999	21	1 LAP	1:31.554				4	1:03.888	1:18.003
96	58.137	1:19.130	96	1:05.221	1:19.798	96	1:10.673	1:18.830				16	1:09.212	1:17.927
19	1:05.194	1:20.125	19	1:12.305	1:19.825							22	1:13.889	1:19.459

Weather/Track: Rain/Wet

Brands Hatch
 Circuit Length = 1.1990 miles.
 Start: 17:09 End: 17:29

**HSCC Grandstand Motorsport Historic Formula Ford
RACE 7 - QUALIFYING - Brands Hatch - 23 September 2012**

POS	NO	CL	DRIVER	NAT	CAR	TIME	LAPS	GAP	MPH
1	94	N	Josh WEST		Merlyn Mk20a	1:06.169	8		65.23
2	77		Christopher SHARPLES		Palliser WDF1	1:07.222	9	1.053	64.21
3	43		Callum GRANT		Merlyn MK20a	1:07.462	9	1.293	63.98
4	38		Pertti KIIVERI		Kvantti MK1	1:07.503	9	1.334	63.94
5	6		Stuart BAIRD		Merlyn MK11A	1:07.736	9	1.567	63.72
6	60		James BUCKTON		Elden MK8	1:07.956	9	1.787	63.51
7	86		George FOWLER		Macon MR8	1:09.787	8	3.618	61.85
8	56		Roland SVENSSON		Merlyn Mk17	1:10.362	9	4.193	61.34
9	9		Simon BROWN		Merlyn Mk11A	1:10.385	9	4.216	61.32
10	4		Maxim BARTELL		Merlyn Mk20A	1:11.177	9	5.008	60.64
11	11		Austin MACKIE		Macon MR8	1:11.207	8	5.038	60.61
12	47		Louis HANJOUL		Elden Mk8/10	1:11.219	9	5.050	60.60
13	53		Andrew GOORD		Merlyn Mk20A	1:11.293	8	5.124	60.54
14	8		Andrew MANSELL		Merlyn Mk11A	1:11.416	9	5.247	60.44
15	90	N	Julian PIERCE		Lola T200	1:12.144	8	5.975	59.83
16	48		Scott LAWRIE		Merlyn Mk20A	1:12.544	8	6.375	59.50
17	93	N	David INNES		Titan Mk6	1:14.677	8	8.508	57.80
18	23		Nicholas BALL		Merlyn Mk20	1:14.998	8	8.829	57.55
19	10		Andrew OLIVER		Alexis Mk15	1:18.025	8	11.856	55.32
20	92	N	Andrew WIGGINS		Titan Mk6	1:18.316	8	12.147	55.11

Weather/Track: Rain/Wet

These results are provisional until the conclusion of any judicial and technical matters.

Brands Hatch
Circuit Length = 1.1990 miles.
Start: 12:29 End: 12:39

Clerk of the Course:		Timekeeper:
----------------------	--	-------------

HSCC Grandstand Motorsport Historic Formula Ford
RACE 7 - QUALIFYING LAP ANALYSIS - Brands Hatch - 23 September 2012

4	Maxim BARTELL	Merlyn Mk20A
1 - X:00.000	6 - 1:12.651	
2 - 1:13.744	7 - 1:13.111	
3 - 1:11.177	8 - 1:15.387	
4 - 1:11.617	9 - 1:23.788	
5 - 1:11.542		
6	Stuart BAIRD	Merlyn MK11A
1 - X:00.000	6 - 1:09.805	
2 - 1:08.262	7 - 1:09.880	
3 - 1:09.394	8 - 1:07.736	
4 - 1:09.222	9 - 1:09.228	
5 - 1:09.996		
8	Andrew MANSELL	Merlyn Mk11A
1 - X:00.000	6 - 1:27.782	
2 - 1:16.528	7 - 1:13.713	
3 - 1:11.974	8 - 1:11.416	
4 - 1:11.668	9 - 1:12.958	
5 - 1:11.825		
9	Simon BROWN	Merlyn Mk11A
1 - X:00.000	6 - 1:11.888	
2 - 1:11.361	7 - 1:11.362	
3 - 1:10.728	8 - 1:13.617	
4 - 1:11.034	9 - 1:12.559	
5 - 1:10.385		
10	Andrew OLIVER	Alexis Mk15
1 - X:00.000	6 - 1:27.922	
2 - 1:19.604	7 - 1:18.025	
3 - 1:27.448	8 - 1:18.520	
4 - 1:18.245		
5 - 1:18.776		
11	Austin MACKIE	Macon MR8
1 - X:00.000	6 - 1:14.423	
2 - 1:12.861	7 - 1:11.303	
3 - 1:13.705	8 - 1:22.833	
4 - 1:11.393		
5 - 1:11.207		

Weather/Track: Rain/Wet

HSCC Grandstand Motorsport Historic Formula Ford
RACE 7 - QUALIFYING LAP ANALYSIS - Brands Hatch - 23 September 2012
 (contd.)

23	Nicholas BALL	Merlyn Mk20
1 - X:00.000	6 - 1:15.504	
2 - 1:14.998	7 - 1:15.448	
3 - 1:30.742	8 - 1:16.756	
4 - 1:18.132		
5 - 1:16.611		
38	Pertti KIIVERI	Kvantti MK1
1 - X:00.000	6 - 1:09.728	
2 - 1:07.503	7 - 1:08.033	
3 - 1:07.730	8 - 1:09.164	
4 - 1:08.816	9 - 1:08.020	
5 - 1:08.326		
43	Callum GRANT	Merlyn MK20a
1 - X:00.000	6 - 1:10.465	
2 - 1:07.878	7 - 1:09.040	
3 - 1:07.462	8 - 1:09.376	
4 - 1:09.100	9 - 1:08.977	
5 - 1:09.881		
47	Louis HANJOUL	Elden Mk8/10
1 - X:00.000	6 - 1:12.207	
2 - 1:12.091	7 - 1:14.480	
3 - 1:11.219	8 - 1:13.086	
4 - 1:11.326	9 - 1:12.265	
5 - 1:11.425		
48	Scott LAWRIE	Merlyn Mk20A
1 - X:00.000	6 - 1:12.644	
2 - 1:13.081	7 - 1:13.316	
3 - 1:45.489	8 - 1:13.360	
4 - 1:13.993		
5 - 1:12.544		
53	Andrew GOORD	Merlyn Mk20A
1 - X:00.000	6 - 1:11.644	
2 - 1:13.878	7 - 1:12.083	
3 - 1:12.066	8 - 1:11.293	
4 - 1:11.506		
5 - 1:11.297		

Weather/Track: Rain/Wet

HSCC Grandstand Motorsport Historic Formula Ford
RACE 7 - QUALIFYING LAP ANALYSIS - Brands Hatch - 23 September 2012
 (contd.)

56	Roland SVENSSON	Merlyn Mk17
1 - X:00.000	6 - 1:13.189	
2 - 1:10.362	7 - 1:12.855	
3 - 1:10.598	8 - 1:11.759	
4 - 1:10.941	9 - 1:12.312	
5 - 1:10.885		
60	James BUCKTON	Elden MK8
1 - X:00.000	6 - 1:11.015	
2 - 1:12.038	7 - 1:10.212	
3 - 1:11.877	8 - 1:09.106	
4 - 1:12.127	9 - 1:07.956	
5 - 1:11.151		
77	Christopher SHARPLES	Palliser WDF1
1 - X:00.000	6 - 1:08.740	
2 - 1:11.470	7 - 1:08.777	
3 - 1:07.222	8 - 1:11.701	
4 - 1:09.913	9 - 1:20.247	
5 - 1:09.317		
86	George FOWLER	Macon MR8
1 - X:00.000	6 - 1:09.968	
2 - 1:13.608	7 - 1:09.787	
3 - 1:16.120	8 - 1:11.303	
4 - 1:12.007		
5 - 1:10.257		
90	Julian PIERCE	Lola T200
1 - X:00.000	6 - 1:13.951	
2 - 1:14.671	7 - 1:14.031	
3 - 1:18.059	8 - 1:12.144	
4 - 1:14.487		
5 - 1:14.105		
92	Andrew WIGGINS	Titan Mk6
1 - X:00.000	6 - 1:18.316	
2 - 1:27.555	7 - 1:19.830	
3 - 1:18.784	8 - 1:19.709	
4 - 1:18.616		
5 - 1:18.856		

Weather/Track: Rain/Wet

www.mstworld.com

Page 3 of 4

Brands Hatch
 Circuit Length = 1.1990 miles.
 Start: 12:29 End: 12:39

Printed - 12:42 Sunday, 23 September 2012

HSCC Grandstand Motorsport Historic Formula Ford
RACE 7 - QUALIFYING LAP ANALYSIS - Brands Hatch - 23 September 2012
 (contd.)

93	David INNES	Titan Mk6
1 - X:00.000	6 - 1:18.099	
2 - 1:22.326	7 - 1:16.227	
3 - 1:14.677	8 - 1:18.011	
4 - 1:28.293		
5 - 1:18.623		
94	Josh WEST	Merlyn Mk20a
1 - X:00.000	6 - 1:07.498	
2 - 1:12.271	7 - 1:06.169	
3 - 1:15.529	8 - 1:06.644	
4 - 1:09.917		
5 - 1:09.442		

Weather/Track: Rain/Wet

www.mstworld.com

Page 4 of 4


Brands Hatch
 Circuit Length = 1.1990 miles.
 Start: 12:29 End: 12:39

Printed - 12:42 Sunday, 23 September 2012

HSCC Grandstand Motorsport Historic Formula Ford

RACE 7 - GRID - Brands Hatch - 23 September 2012

ROW 10	10 OLIVER	92 WIGGINS
ROW 9	93 INNES	23 BALL
ROW 8	90 PIERCE	48 LAWRIE
ROW 7	53 GOORD	8 MANSELL
ROW 6	11 MACKIE	47 HANJOUL
ROW 5	9 BROWN	4 BARTELL
ROW 4	86 FOWLER	56 SVENSSON
ROW 3	6 BAIRD	60 BUCKTON
ROW 2	43 GRANT	38 KIIVERI
ROW 1	94 WEST	77 SHARPLES
	POLE	



Weather/Track: Rain/Wet

These results are provisional until the conclusion of any judicial and technical matters.

Brands Hatch

Circuit Length = 1.1990 miles.

Start: 12:29 End: 12:39

Clerk of the Course:

Timekeeper:

HSCC Grandstand Motorsport Historic Formula Ford

RACE 7 - CLASSIFICATION - Brands Hatch - 23 September 2012

POS	NO	CL	DRIVER	NAT	CAR	TIME	LAPS	GAP	MPH	BEST
1	94	N	Josh WEST		Merlyn Mk20a	15:22.851	13		60.87	1:08.721
2	43		Callum GRANT		Merlyn MK20a	15:23.492	13	0.641	60.83	1:09.327
3	77		Christopher SHARPLES		Palliser WDF1	15:29.356	13	6.505	60.44	1:09.576
4	6		Stuart BAIRD		Merlyn MK11A	15:37.146	13	14.295	59.94	1:10.072
5	60		James BUCKTON		Elden MK8	15:39.775	13	16.924	59.77	1:09.098
6	38		Pertti KIIVERI		Kvantti MK1	15:42.030	13	19.179	59.63	1:09.151
7	56		Roland SVENSSON		Merlyn Mk17	16:04.913	13	42.062	58.22	1:11.538
8	47		Louis HANJOUL		Elden Mk8/10	16:23.688	13	1:00.837	57.11	1:12.089
9	11		Austin MACKIE		Macon MR8	16:29.159	13	1:06.308	56.79	1:12.664
10	8		Andrew MANSELL		Merlyn Mk11A	16:30.456	13	1:07.605	56.71	1:12.479
11	93	N	David INNES		Titan Mk6	16:33.381	13	1:10.530	56.55	1:12.748
12	90	N	Julian PIERCE		Lola T200	16:34.179	13	1:11.328	56.50	1:11.118
13	53		Andrew GOORD		Merlyn Mk20A	16:34.571	13	1:11.720	56.48	1:12.462
14	86		George FOWLER		Macon MR8	16:43.011	13	1:20.160	56.00	1:11.214
15	23		Nicholas BALL		Merlyn Mk20	15:29.372	12	1 LAP	55.80	1:13.128
16	92	N	Andrew WIGGINS		Titan Mk6	15:38.357	12	1 LAP	55.26	1:15.043
NOT CLASSIFIED										
9			Simon BROWN		Merlyn Mk11A	3:49.184	3	D.N.F.	56.78	1:11.159
FASTEST LAP										
94	N		Josh WEST		Merlyn Mk20a	1:08.721	2	62.81mph		101.08kph
60			James BUCKTON		Elden MK8	1:09.098	13	62.46mph		100.53kph

Weather/Track: Rain/Wet

These results are provisional until the conclusion of any judicial and technical matters.

Brands Hatch
Circuit Length = 1.1990 miles.
Start: 17:30 End: 17:45

Clerk of the Course:	Timekeeper:
----------------------	-------------

HSCC Grandstand Motorsport Historic Formula Ford

RACE 7 - LAP ANALYSIS - Brands Hatch - 23 September 2012

6	Stuart BAIRD	Merlyn MK11A
1 - 1:19.380	6 - 1:11.218	11 - 1:10.248
2 - 1:11.205	7 - 1:11.403	12 - 1:10.578
3 - 1:11.163	8 - 1:14.793	13 - 1:10.887
4 - 1:11.718	9 - 1:13.067	
5 - 1:11.414	10 - 1:10.072	
8	Andrew MANSELL	Merlyn Mk11A
1 - 1:25.082	6 - 1:16.287	11 - 1:13.268
2 - 1:12.479	7 - 1:18.605	12 - 1:13.201
3 - 1:16.056	8 - 1:16.722	13 - 1:12.613
4 - 1:18.723	9 - 1:13.473	
5 - 1:18.321	10 - 1:15.626	
9	Simon BROWN	Merlyn Mk11A
1 - 1:21.408		
2 - 1:11.159		
3 - 1:16.617		
11	Austin MACKIE	Macon MR8
1 - 1:30.443	6 - 1:14.663	11 - 1:12.684
2 - 1:16.637	7 - 1:15.378	12 - 1:13.200
3 - 1:18.150	8 - 1:15.042	13 - 1:13.204
4 - 1:18.368	9 - 1:13.640	
5 - 1:15.086	10 - 1:12.664	
23	Nicholas BALL	Merlyn Mk20
1 - 1:31.690	6 - 1:14.923	11 - 1:14.828
2 - 1:16.347	7 - 1:16.625	12 - 1:13.128
3 - 1:15.577	8 - 1:17.149	
4 - 1:17.463	9 - 1:22.818	
5 - 1:15.312	10 - 1:13.512	
38	Pertti KIIVERI	Kvantti MK1
1 - 1:18.681	6 - 1:10.414	11 - 1:10.917
2 - 1:10.959	7 - 1:11.224	12 - 1:09.919
3 - 1:09.151	8 - 1:12.119	13 - 1:09.695
4 - 1:11.394	9 - 1:25.224	
5 - 1:12.000	10 - 1:10.333	

Weather/Track: Rain/Wet

www.mstworld.com

Page 1 of 3

Brands Hatch
Circuit Length = 1.1990 miles.
Start: 17:30 End: 17:45

Printed - 17:47 Sunday, 23 September 2012

HSCC Grandstand Motorsport Historic Formula Ford
RACE 7 - LAP ANALYSIS - Brands Hatch - 23 September 2012
 (contd.)

43	Callum GRANT	Merlyn MK20a
1 - 1:16.465	6 - 1:12.491	11 - 1:09.939
2 - 1:10.635	7 - 1:12.430	12 - 1:09.327
3 - 1:10.033	8 - 1:10.602	13 - 1:09.509
4 - 1:10.638	9 - 1:10.395	
5 - 1:10.731	10 - 1:10.297	
47	Louis HANJOUL	Elden Mk8/10
1 - 1:23.015	6 - 1:15.343	11 - 1:13.633
2 - 1:12.089	7 - 1:21.545	12 - 1:13.323
3 - 1:14.948	8 - 1:16.998	13 - 1:13.445
4 - 1:14.285	9 - 1:16.002	
5 - 1:14.125	10 - 1:14.937	
53	Andrew GOORD	Merlyn Mk20A
1 - 1:27.700	6 - 1:16.138	11 - 1:13.880
2 - 1:16.463	7 - 1:15.283	12 - 1:12.533
3 - 1:18.062	8 - 1:16.768	13 - 1:12.462
4 - 1:19.183	9 - 1:15.482	
5 - 1:16.501	10 - 1:14.116	
56	Roland SVENSSON	Merlyn Mk17
1 - 1:23.606	6 - 1:18.278	11 - 1:11.988
2 - 1:11.618	7 - 1:14.608	12 - 1:12.661
3 - 1:12.831	8 - 1:14.267	13 - 1:13.211
4 - 1:11.538	9 - 1:14.719	
5 - 1:12.445	10 - 1:13.143	
60	James BUCKTON	Elden MK8
1 - 1:17.752	6 - 1:13.675	11 - 1:09.866
2 - 1:11.467	7 - 1:13.049	12 - 1:09.918
3 - 1:12.219	8 - 1:12.771	13 - 1:09.098
4 - 1:13.440	9 - 1:12.766	
5 - 1:13.219	10 - 1:10.535	
77	Christopher SHARPLES	Palliser WDF1
1 - 1:17.480	6 - 1:11.445	11 - 1:09.576
2 - 1:10.643	7 - 1:13.695	12 - 1:09.992
3 - 1:09.918	8 - 1:12.749	13 - 1:10.712
4 - 1:11.381	9 - 1:10.912	
5 - 1:10.698	10 - 1:10.155	

Weather/Track: Rain/Wet

HSCC Grandstand Motorsport Historic Formula Ford
RACE 7 - LAP ANALYSIS - Brands Hatch - 23 September 2012
 (contd.)

86	George FOWLER	Macon MR8
1 - 1:21.839	6 - 1:11.214	11 - 1:11.276
2 - 1:11.488	7 - 1:35.341	12 - 1:11.270
3 - 1:28.803	8 - 1:16.051	13 - 1:20.742
4 - 1:14.226	9 - 1:14.862	
5 - 1:12.474	10 - 1:13.425	
90	Julian PIERCE	Lola T200
1 - 1:30.265	6 - 1:15.386	11 - 1:13.004
2 - 1:14.877	7 - 1:15.236	12 - 1:11.118
3 - 1:18.497	8 - 1:15.852	13 - 1:12.972
4 - 1:19.437	9 - 1:15.886	
5 - 1:17.553	10 - 1:14.096	
92	Andrew WIGGINS	Titan Mk6
1 - 1:33.290	6 - 1:15.247	11 - 1:16.544
2 - 1:17.383	7 - 1:16.951	12 - 1:15.043
3 - 1:16.512	8 - 1:16.370	
4 - 1:18.274	9 - 1:17.315	
5 - 1:17.140	10 - 1:18.288	
93	David INNES	Titan Mk6
1 - 1:28.651	6 - 1:16.369	11 - 1:13.692
2 - 1:15.495	7 - 1:16.929	12 - 1:12.748
3 - 1:15.626	8 - 1:18.528	13 - 1:12.987
4 - 1:18.266	9 - 1:15.457	
5 - 1:15.324	10 - 1:13.309	
94	Josh WEST	Merlyn Mk20a
1 - 1:14.303	6 - 1:09.633	11 - 1:13.437
2 - 1:08.721	7 - 1:11.188	12 - 1:10.807
3 - 1:09.204	8 - 1:12.674	13 - 1:09.720
4 - 1:08.914	9 - 1:11.181	
5 - 1:09.967	10 - 1:13.102	

Weather/Track: Rain/Wet

**HSCC Grandstand Motorsport Historic Formula Ford
RACE 7 - LAP CHART - Brands Hatch - 23 September 2012**

Lap 1			Lap 2			Lap 3			Lap 4			Lap 5		
No	Behind	Laptime	No	Behind	Laptime	No	Behind	Laptime	No	Behind	Laptime	No	Behind	Laptime
94		1:14.303	94		1:08.721	94		1:09.204	94		1:08.914	94		1:09.967
43	2.162	1:16.465	43	4.076	1:10.635	43	4.905	1:10.033	43	6.629	1:10.638	43	7.393	1:10.731
77	3.177	1:17.480	77	5.099	1:10.643	77	5.813	1:09.918	77	8.280	1:11.381	77	9.011	1:10.698
60	3.449	1:17.752	60	6.195	1:11.467	38	6.563	1:09.151	38	9.043	1:11.394	38	11.076	1:12.000
38	4.378	1:18.681	38	6.616	1:10.959	60	9.210	1:12.219	6	12.324	1:11.718	6	13.771	1:11.414
6	5.077	1:19.380	6	7.561	1:11.205	6	9.520	1:11.163	60	13.736	1:13.440	60	16.988	1:13.219
9	7.105	1:21.408	9	9.543	1:11.159	56	15.827	1:12.831	56	18.451	1:11.538	56	20.929	1:12.445
86	7.536	1:21.839	86	10.303	1:11.488	9	16.956	1:16.617	47	23.195	1:14.285	47	27.353	1:14.125
47	8.712	1:23.015	47	12.080	1:12.089	47	17.824	1:14.948	8	31.198	1:18.723	86	37.721	1:12.474
56	9.303	1:23.606	56	12.200	1:11.618	8	21.389	1:16.056	86	35.214	1:14.226	8	39.552	1:18.321
8	10.779	1:25.082	8	14.537	1:12.479	93	27.544	1:15.626	93	36.896	1:18.266	93	42.253	1:15.324
53	13.397	1:27.700	93	21.122	1:15.495	86	29.902	1:28.803	23	39.935	1:17.463	23	45.280	1:15.312
93	14.348	1:28.651	53	21.139	1:16.463	53	29.997	1:18.062	53	40.266	1:19.183	53	46.800	1:16.501
90	15.962	1:30.265	90	22.118	1:14.877	90	31.411	1:18.497	90	41.934	1:19.437	11	47.575	1:15.086
11	16.140	1:30.443	11	24.056	1:16.637	23	31.386	1:15.577	11	42.456	1:18.368	90	49.520	1:17.553
23	17.387	1:31.690	23	25.013	1:16.347	11	33.002	1:18.150	92	44.317	1:18.274	92	51.490	1:17.140
92	18.987	1:33.290	92	27.649	1:17.383	92	34.957	1:16.512						

Weather/Track: Rain/Wet

Brands Hatch
Circuit Length = 1.1990 miles.
Start: 17:30 End: 17:45

HSCC Grandstand Motorsport Historic Formula Ford
RACE 7 - LAP CHART - Brands Hatch - 23 September 2012
 (contd.)

Lap 6			Lap 7			Lap 8			Lap 9			Lap 10		
No	Behind	Laptime	No	Behind	Laptime	No	Behind	Laptime	No	Behind	Laptime	No	Behind	Laptime
94		1:09.633	94		1:11.188	94		1:12.674	94		1:11.181	94		1:13.102
43	10.251	1:12.491	43	11.493	1:12.430	43	9.421	1:10.602	43	8.635	1:10.395	43	5.830	1:10.297
77	10.823	1:11.445	38	11.893	1:11.224	38	11.338	1:12.119	77	13.136	1:10.912	77	10.189	1:10.155
38	11.857	1:10.414	77	13.330	1:13.695	77	13.405	1:12.749	6	19.576	1:13.067	6	16.546	1:10.072
6	15.356	1:11.218	6	15.571	1:11.403	6	17.690	1:14.793	60	24.573	1:12.766	60	22.006	1:10.535
60	21.030	1:13.675	60	22.891	1:13.049	60	22.988	1:12.771	38	25.381	1:25.224	38	22.612	1:10.333
56	29.574	1:18.278	56	32.994	1:14.608	56	34.587	1:14.267	56	38.125	1:14.719	56	38.166	1:13.143
47	33.063	1:15.343	47	43.420	1:21.545	47	47.744	1:16.998	47	52.565	1:16.002	47	54.400	1:14.937
86	39.302	1:11.214	8	53.623	1:18.605	8	57.671	1:16.722	8	59.963	1:13.473	11	1:01.184	1:12.664
8	46.206	1:16.287	93	54.730	1:16.929	11	59.163	1:15.042	11	1:01.622	1:13.640	8	1:02.487	1:15.626
93	48.989	1:16.369	23	56.007	1:16.625	23	1:00.482	1:17.149	93	1:04.860	1:15.457	93	1:05.067	1:13.309
23	50.570	1:14.923	11	56.795	1:15.378	93	1:00.584	1:18.528	53	1:05.795	1:15.482	53	1:06.809	1:14.116
11	52.605	1:14.663	53	57.400	1:15.283	53	1:01.494	1:16.768	90	1:07.204	1:15.886	90	1:08.198	1:14.096
53	53.305	1:16.138	90	59.321	1:15.236	90	1:02.499	1:15.852	86	1:10.513	1:14.862	86	1:10.836	1:13.425
90	55.273	1:15.386	92	1:02.867	1:16.951	92	1:06.563	1:16.370	23	1:12.119	1:22.818	23	1:12.529	1:13.512
92	57.104	1:15.247	86	1:03.455	1:35.341	86	1:06.832	1:16.051	92	1:12.697	1:17.315			

Weather/Track: Rain/Wet

Brands Hatch
 Circuit Length = 1.1990 miles.
 Start: 17:30 End: 17:45

HSCC Grandstand Motorsport Historic Formula Ford
RACE 7 - LAP CHART - Brands Hatch - 23 September 2012
 (contd.)

Lap 11			Lap 12			Lap 13			Lap 14			Lap 15		
No	Behind	Laptime	No	Behind	Laptime	No	Behind	Laptime	No	Behind	Laptime	No	Behind	Laptime
94		1:13.437	94		1:10.807	94		1:09.720						
43	2.332	1:09.939	43	0.852	1:09.327	43	0.641	1:09.509						
92	1 LAP	1:18.288	23	1 LAP	1:14.828	77	6.505	1:10.712						
77	6.328	1:09.576	77	5.513	1:09.992	23	1 LAP	1:13.128						
6	13.357	1:10.248	92	1 LAP	1:16.544	6	14.295	1:10.887						
60	18.435	1:09.866	6	13.128	1:10.578	92	1 LAP	1:15.043						
38	20.092	1:10.917	60	17.546	1:09.918	60	16.924	1:09.098						
56	36.717	1:11.988	38	19.204	1:09.919	38	19.179	1:09.695						
47	54.596	1:13.633	56	38.571	1:12.661	56	42.062	1:13.211						
11	1:00.431	1:12.684	47	57.112	1:13.323	47	1:00.837	1:13.445						
8	1:02.318	1:13.268	11	1:02.824	1:13.200	11	1:06.308	1:13.204						
93	1:05.322	1:13.692	8	1:04.712	1:13.201	8	1:07.605	1:12.613						
53	1:07.252	1:13.880	93	1:07.263	1:12.748	93	1:10.530	1:12.987						
90	1:07.765	1:13.004	90	1:08.076	1:11.118	90	1:11.328	1:12.972						
86	1:08.675	1:11.276	53	1:08.978	1:12.533	53	1:11.720	1:12.462						
			86	1:09.138	1:11.270	86	1:20.160	1:20.742						

Weather/Track: Rain/Wet

Brands Hatch
 Circuit Length = 1.1990 miles.
 Start: 17:30 End: 17:45

BARC Classic Clubmans.

RACE 8 - QUALIFYING - Brands Hatch - 23 September 2012

POS	NO	CL	DRIVER	NAT	CAR	TIME	LAPS	GAP	MPH
1	1	A	Mark CHARTERIS		Mallock Mk20/21	1:00.572	10		71.26
2	32	A	Spencer MCCARTHY		Mallock Mk20B	1:01.117	9	0.545	70.62
3	30	B	John HARRISON		Mallock MK21	1:02.406	10	1.834	69.16
4	54	B	Barry WEBB		Mallock Mk15	1:03.696	9	3.124	67.76
5	68	B	David FACER		Mallock Mk18	1:05.191	9	4.619	66.21
6	38	A	Richard MALLOCK		Mallock Mk21	1:05.796	9	5.224	65.60
7	3	A	Mike HICKSON		Mallock MK20B	1:05.892	9	5.320	65.50
8	12	B	Rod PLAYER		Mallock Mk20b	1:06.109	7	5.537	65.29
9	11	A	David CHILDS		Gryphon	1:06.979	8	6.407	64.44
10	58	B	John MUIRHEAD		Mallock MK18b	1:08.330	9	7.758	63.17
11	67	B	Paul MARSHALL		Mallock Mk18B	1:08.561	8	7.989	62.95
12	4	A	Steven CHAPLIN		Phantom P79	1:08.800	7	8.228	62.73
13	7	A	Andy POWELL		Gryphon C73	1:08.817	8	8.245	62.72
14	56	B	Stephen LITTLER		Mallock Mk18S	1:09.100	8	8.528	62.46
15	69	B	Alan DAVENPORT		Mallock MK18	1:09.415	8	8.843	62.18
16	45	B	Rob BEAZER		Mallock Mk18 CW	1:09.427	8	8.855	62.17
17	44	B	Ian MITCHELL		IM Mk1	1:09.529	8	8.957	62.08
18	23	B	Alan COOK		Mallock Mk23	1:09.943	9	9.371	61.71
19	41	B	Martin GODDARD		Mallock Mk18BW	1:09.973	8	9.401	61.68
20	20	A	Philip BARAK		Mallock 20B	1:10.965	8	10.393	60.82
21	42	B	Morris HART		Mallock Mk20	1:11.111	8	10.539	60.69
22	47	B	Mike SALES		Phantom P79	1:12.790	8	12.218	59.29
23	33	A	James CLARKE		Mallock MK20	1:13.789	7	13.217	58.49
24	60	B	Trish HUNTER		Mallock Mk16	1:14.342	4	13.770	58.06
25	66	B	Tim NORRIS		Centaur	1:23.630	7	23.058	51.61

Weather/Track: Cloud/Wet

These results are provisional until the conclusion of any judicial and technical matters.

Brands Hatch

Circuit Length = 1.1990 miles.

Start: 12:44 End: 12:54

Clerk of the Course:		Timekeeper:
----------------------	--	-------------

BARC Classic Clubmans.

RACE 8 - QUALIFYING LAP ANALYSIS - Brands Hatch - 23 September 2012

1	Mark CHARTERIS	Mallock Mk20/21
1 - X:00.000	6 - 1:02.276	
2 - 1:06.861	7 - 1:00.693	
3 - 1:00.874	8 - 1:14.026	
4 - 1:01.379	9 - 1:05.400	
5 - 1:00.572	10 - 1:00.842	
3	Mike HICKSON	Mallock MK20B
1 - X:00.000	6 - 1:09.235	
2 - 1:08.140	7 - 1:14.329	
3 - 1:05.892	8 - 1:13.108	
4 - 1:08.733	9 - 1:07.687	
5 - 1:08.653		
4	Steven CHAPLIN	Phantom P79
1 - X:00.000	6 - 1:09.092	
2 - 1:12.007	7 - 1:12.413	
3 - 1:09.443		
4 - 1:08.800		
5 - 1:11.853		
7	Andy POWELL	Gryphon C73
1 - X:00.000	6 - 1:16.467	
2 - 1:10.875	7 - 1:12.105	
3 - 1:08.817	8 - 1:14.004	
4 - 1:11.956		
5 - 1:10.273		
11	David CHILDS	Gryphon
1 - X:00.000	6 - 1:09.381	
2 - 1:11.650	7 - 1:17.684	
3 - 1:09.428	8 - 1:10.405	
4 - 1:06.979		
5 - 1:08.227		
12	Rod PLAYER	Mallock Mk20b
1 - X:00.000	6 - 1:12.579	
2 - 1:06.109	7 - 1:11.373	
3 - 1:06.772		
4 - 1:14.349		
5 - 1:10.412		

Weather/Track: Cloud/Wet

www.mstworld.com

Page 1 of 5

Brands Hatch
Circuit Length = 1.1990 miles.
Start: 12:44 End: 12:54

Printed - 13:02 Sunday, 23 September 2012

BARC Classic Clubmans.

RACE 8 - QUALIFYING LAP ANALYSIS - Brands Hatch - 23 September 2012

(contd.)

20	Philip BARAK	Mallock 20B
1 - X:00.000	6 - 1:13.284	
2 - 1:11.718	7 - 1:18.886	
3 - 1:12.821	8 - 1:15.362	
4 - 1:10.965		
5 - 1:13.277		
23	Alan COOK	Mallock Mk23
1 - X:00.000	6 - 1:13.890	
2 - 1:09.943	7 - 1:15.035	
3 - 1:10.014	8 - 1:14.644	
4 - 1:11.178	9 - 1:14.773	
5 - 1:10.389		
30	John HARRISON	Mallock MK21
1 - X:00.000	6 - 1:02.406	
2 - 1:05.772	7 - 1:04.728	
3 - 1:04.587	8 - 1:11.549	
4 - 1:04.183	9 - 1:03.202	
5 - 1:05.436	10 - 1:05.330	
32	Spencer MCCARTHY	Mallock Mk20B
1 - X:00.000	6 - 1:01.117	
2 - 1:04.350	7 - 1:02.353	
3 - 1:02.886	8 - 1:01.805	
4 - 1:03.900	9 - 1:05.047	
5 - 1:01.644		
33	James CLARKE	Mallock MK20
1 - X:00.000	6 - 1:19.081	
2 - 1:22.110	7 - 1:13.789	
3 - 1:18.242		
4 - 1:23.899		
5 - 1:16.172		
38	Richard MALLOCK	Mallock Mk21
1 - X:00.000	6 - 1:07.029	
2 - 1:06.625	7 - 1:08.646	
3 - 1:06.380	8 - 1:09.031	
4 - 1:05.796	9 - 1:11.936	
5 - 1:08.417		

Weather/Track: Cloud/Wet

www.mstworld.com

Page 2 of 5

Brands Hatch
Circuit Length = 1.1990 miles.
Start: 12:44 End: 12:54

Printed - 13:02 Sunday, 23 September 2012

BARC Classic Clubmans.**RACE 8 - QUALIFYING LAP ANALYSIS - Brands Hatch - 23 September 2012**

(contd.)

41	Martin GODDARD	Mallock Mk18BW
1 - X:00.000	6 - 1:14.101	
2 - 1:10.062	7 - 1:20.419	
3 - 1:11.286	8 - 1:13.636	
4 - 1:09.973		
5 - 1:10.580		
42	Morris HART	Mallock Mk20
1 - X:00.000	6 - 1:14.879	
2 - 1:13.212	7 - 1:26.658	
3 - 1:15.808	8 - 1:13.931	
4 - 1:11.111		
5 - 1:14.915		
44	Ian MITCHELL	IM Mk1
1 - X:00.000	6 - 1:13.340	
2 - 1:11.657	7 - 1:18.857	
3 - 1:09.529	8 - 1:13.786	
4 - 1:10.012		
5 - 1:11.202		
45	Rob BEAZER	Mallock Mk18 CW
1 - X:00.000	6 - 1:13.070	
2 - 1:09.792	7 - 1:18.203	
3 - 1:09.427	8 - 1:09.922	
4 - 1:10.773		
5 - 1:12.285		
47	Mike SALES	Phantom P79
1 - X:00.000	6 - 1:15.861	
2 - 1:17.308	7 - 1:14.956	
3 - 1:17.787	8 - 1:12.790	
4 - 1:14.854		
5 - 1:13.881		
50	Rod PLAYER	Mallock Mk20b
1 - X:00.000		

Weather/Track: Cloud/Wet

www.mstworld.com

Page 3 of 5

Brands Hatch
Circuit Length = 1.1990 miles.
Start: 12:44 End: 12:54

Printed - 13:02 Sunday, 23 September 2012

BARC Classic Clubmans.

RACE 8 - QUALIFYING LAP ANALYSIS - Brands Hatch - 23 September 2012

(contd.)

54	Barry WEBB	Mallock Mk15
1 - X:00.000	6 - 1:03.696	
2 - 1:05.961	7 - 1:05.846	
3 - 1:06.709	8 - 1:05.061	
4 - 1:06.978	9 - 1:05.996	
5 - 1:04.938		
56	Stephen LITTLER	Mallock Mk18S
1 - X:00.000	6 - 1:11.817	
2 - 1:09.552	7 - 1:12.593	
3 - 1:09.100	8 - 1:10.933	
4 - 1:35.331		
5 - 1:12.154		
58	John MUIRHEAD	Mallock MK18b
1 - X:00.000	6 - 1:11.158	
2 - 1:08.330	7 - 1:12.662	
3 - 1:09.148	8 - 1:09.547	
4 - 1:11.691	9 - 1:09.246	
5 - 1:09.784		
60	Trish HUNTER	Mallock Mk16
1 - X:00.000		
2 - 1:17.289		
3 - 1:14.704		
4 - 1:14.342		
66	Tim NORRIS	Centaur
1 - X:00.000	6 - 1:25.662	
2 - 1:23.630	7 - 1:25.272	
3 - 1:27.901		
4 - 1:24.817		
5 - 1:28.086		
67	Paul MARSHALL	Mallock Mk18B
1 - X:00.000	6 - 1:26.498	
2 - 1:24.207	7 - 1:11.959	
3 - 1:13.634	8 - 1:12.537	
4 - 1:08.561		
5 - 1:09.966		

Weather/Track: Cloud/Wet

www.mstworld.com

Page 4 of 5

Brands Hatch
Circuit Length = 1.1990 miles.
Start: 12:44 End: 12:54

Printed - 13:02 Sunday, 23 September 2012

BARC Classic Clubmans.

RACE 8 - QUALIFYING LAP ANALYSIS - Brands Hatch - 23 September 2012

(contd.)

68	David FACER	Mallock Mk18
1 - X:00.000	6 - 1:07.706	
2 - 1:06.183	7 - 1:10.873	
3 - 1:05.789	8 - 1:08.664	
4 - 1:05.191	9 - 1:07.221	
5 - 1:07.750		
69	Alan DAVENPORT	Mallock MK18
1 - X:00.000	6 - 1:13.295	
2 - 1:10.003	7 - 1:19.946	
3 - 1:11.151	8 - 1:12.797	
4 - 1:10.198		
5 - 1:09.415		

Weather/Track: Cloud/Wet


www.mstworld.com

Page 5 of 5

Brands Hatch
Circuit Length = 1.1990 miles.
Start: 12:44 End: 12:54

Printed - 13:02 Sunday, 23 September 2012

BARC Classic Clubmans.
RACE 8 - GRID - Brands Hatch - 23 September 2012

ROW 13	66	NORRIS			
ROW 12		33	CLARKE	60	HUNTER
ROW 11	42	HART	47	SALES	
ROW 10		41	GODDARD	20	BARAK
ROW 9	44	MITCHELL	23	COOK	
ROW 8		69	DAVENPORT	45	BEAZER
ROW 7	7	POWELL	56	LITTLER	
ROW 6		67	MARSHALL	4	CHAPLIN
ROW 5	11	CHILDS	58	MUIRHEAD	
ROW 4		3	HICKSON	12	PLAYER
ROW 3	68	FACER	38	MALLOCK	
ROW 2		30	HARRISON	54	WEBB
ROW 1	1	CHARTERIS	32	MCCARTHY	
POLE					
					

Weather/Track: Cloud/Wet

These results are provisional until the conclusion of any judicial and technical matters.

Brands Hatch
 Circuit Length = 1.1990 miles.
 Start: 12:44 End: 12:54

Clerk of the Course:

Timekeeper:

BARC Classic Clubmans.

RACE 8 - CLASSIFICATION - Brands Hatch - 23 September 2012

POS	NO	CL	DRIVER	NAT	CAR	TIME	LAPS	GAP	MPH	BEST
1	1	A	Mark CHARTERIS		Mallock Mk20/21	15:19.401	15		70.49	59.440
2	30	B	John HARRISON		Mallock MK21	15:30.393	15	10.992	69.66	59.268
3	54	B	Barry WEBB		Mallock Mk15	16:12.449	15	53.048	66.64	1:02.747
4	38	A	Richard MALLOCK		Mallock Mk21	16:22.216	15	1:02.815	65.98	1:03.140
5	3	A	Mike HICKSON		Mallock MK20B	15:28.089	14	1 LAP	65.18	1:04.642
6	68	B	David FACER		Mallock Mk18	15:31.047	14	1 LAP	64.97	1:04.596
7	12	B	Rod PLAYER		Mallock Mk20b	15:37.337	14	1 LAP	64.53	1:04.332
8	4	A	Steven CHAPLIN		Phantom P79	15:41.575	14	1 LAP	64.24	1:02.958
9	67	B	Paul MARSHALL		Mallock Mk18B	15:43.303	14	1 LAP	64.13	1:03.283
10	58	B	John MUIRHEAD		Mallock MK18b	15:47.747	14	1 LAP	63.83	1:05.021
11	23	B	Alan COOK		Mallock Mk23	16:07.304	14	1 LAP	62.53	1:05.521
12	11	A	David CHILDS		Gryphon	16:10.264	14	1 LAP	62.34	1:06.976
13	47	B	Mike SALES		Phantom P79	16:21.215	14	1 LAP	61.65	1:07.207
14	44	B	Ian MITCHELL		IM Mk1	16:21.462	14	1 LAP	61.63	1:06.951
15	7	A	Andy POWELL		Gryphon C73	15:24.652	13	2 LAPS	60.75	1:08.151
16	32	A	Spencer MCCARTHY		Mallock Mk20B	15:31.942	13	2 LAPS	60.28	59.216
17	56	B	Stephen LITTLER		Mallock Mk18S	15:33.940	13	2 LAPS	60.15	1:07.902
18	60	B	Trish HUNTER		Mallock Mk16	15:36.006	13	2 LAPS	60.01	1:08.133
19	42	B	Morris HART		Mallock Mk20	15:53.466	13	2 LAPS	58.92	1:08.663
20	33	A	James CLARKE		Mallock MK20	16:24.272	13	2 LAPS	57.07	1:09.786

NOT CLASSIFIED

66	B	Tim NORRIS	Centaur	15:10.450	11	D.N.F.	52.22	1:19.993
----	---	------------	---------	-----------	----	--------	-------	----------

FASTEST LAP

32	A	Spencer MCCARTHY	Mallock Mk20B	59.216	10	72.89mph	117.30kph
30	B	John HARRISON	Mallock MK21	59.268	14	72.82mph	117.20kph

Weather/Track: Sun/Dry

These results are provisional until the conclusion of any judicial and technical matters.

Brands Hatch
Circuit Length = 1.1990 miles.
Start: 17:54 End: 18:09

Clerk of the Course:

Timekeeper:

BARC Classic Clubmans.

RACE 8 - LAP ANALYSIS - Brands Hatch - 23 September 2012

1	Mark CHARTERIS	Mallock Mk20/21
1 - 1:09.929	6 - 1:01.020	11 - 1:00.063
2 - 1:01.368	7 - 1:00.539	12 - 1:01.119
3 - 1:01.048	8 - 1:01.948	13 - 59.440
4 - 1:00.993	9 - 59.980	14 - 59.609
5 - 1:01.476	10 - 1:01.308	15 - 59.561
3	Mike HICKSON	Mallock MK20B
1 - 1:11.882	6 - 1:06.139	11 - 1:05.233
2 - 1:08.145	7 - 1:05.900	12 - 1:05.613
3 - 1:06.860	8 - 1:05.576	13 - 1:05.641
4 - 1:06.738	9 - 1:04.904	14 - 1:04.642
5 - 1:06.064	10 - 1:04.752	
4	Steven CHAPLIN	Phantom P79
1 - 1:19.162	6 - 1:09.141	11 - 1:04.485
2 - 1:08.572	7 - 1:06.124	12 - 1:06.582
3 - 1:07.710	8 - 1:07.683	13 - 1:02.958
4 - 1:07.222	9 - 1:06.134	14 - 1:03.058
5 - 1:08.701	10 - 1:04.043	
7	Andy POWELL	Gryphon C73
1 - 1:22.058	6 - 1:10.112	11 - 1:09.139
2 - 1:13.180	7 - 1:11.489	12 - 1:08.151
3 - 1:09.919	8 - 1:10.697	13 - 1:11.516
4 - 1:09.594	9 - 1:09.949	
5 - 1:09.750	10 - 1:09.098	
11	David CHILDS	Gryphon
1 - 1:16.594	6 - 1:08.612	11 - 1:09.539
2 - 1:06.976	7 - 1:08.181	12 - 1:08.897
3 - 1:08.991	8 - 1:09.825	13 - 1:08.334
4 - 1:09.033	9 - 1:09.149	14 - 1:08.359
5 - 1:07.417	10 - 1:10.357	
12	Rod PLAYER	Mallock Mk20b
1 - 1:15.759	6 - 1:06.878	11 - 1:05.088
2 - 1:06.838	7 - 1:09.884	12 - 1:04.364
3 - 1:06.772	8 - 1:07.784	13 - 1:04.723
4 - 1:08.078	9 - 1:05.379	14 - 1:05.738
5 - 1:05.720	10 - 1:04.332	

Weather/Track: Sun/Dry

www.mstworld.com

Page 1 of 4

Brands Hatch
Circuit Length = 1.1990 miles.
Start: 17:54 End: 18:09

Printed - 18:12 Sunday, 23 September 2012

BARC Classic Clubmans.

RACE 8 - LAP ANALYSIS - Brands Hatch - 23 September 2012

(contd.)

23	Alan COOK	Mallock Mk23
1 - 1:23.171	6 - 1:10.271	11 - 1:06.711
2 - 1:12.057	7 - 1:06.994	12 - 1:06.389
3 - 1:11.509	8 - 1:05.521	13 - 1:06.271
4 - 1:09.283	9 - 1:06.867	14 - 1:06.123
5 - 1:09.174	10 - 1:06.963	
30	John HARRISON	Mallock MK21
1 - 1:21.451	6 - 59.779	11 - 1:00.295
2 - 1:03.836	7 - 59.964	12 - 59.556
3 - 1:03.788	8 - 59.830	13 - 59.400
4 - 1:01.989	9 - 1:00.119	14 - 59.268
5 - 1:01.250	10 - 1:00.011	15 - 59.857
32	Spencer MCCARTHY	Mallock Mk20B
1 - 1:06.490	6 - 1:00.978	11 - 59.960
2 - 1:26.220	7 - 1:02.566	12 - 59.465
3 - 2:51.662	8 - 1:01.574	13 - 59.988
4 - 1:02.537	9 - 59.936	
5 - 1:01.350	10 - 59.216	
33	James CLARKE	Mallock MK20
1 - 1:29.726	6 - 1:18.251	11 - 1:10.942
2 - 1:11.928	7 - 1:13.590	12 - 1:10.575
3 - 1:27.944	8 - 1:14.826	13 - 1:11.040
4 - 1:16.656	9 - 1:12.526	
5 - 1:16.482	10 - 1:09.786	
38	Richard MALLOCK	Mallock Mk21
1 - 1:12.125	6 - 1:05.127	11 - 1:04.931
2 - 1:12.080	7 - 1:05.907	12 - 1:04.511
3 - 1:06.076	8 - 1:03.358	13 - 1:03.340
4 - 1:05.275	9 - 1:03.140	14 - 1:04.439
5 - 1:03.329	10 - 1:03.740	15 - 1:04.838
42	Morris HART	Mallock Mk20
1 - 1:23.545	6 - 1:13.006	11 - 1:14.269
2 - 1:26.274	7 - 1:10.141	12 - 1:12.543
3 - 1:11.682	8 - 1:10.418	13 - 1:08.663
4 - 1:10.386	9 - 1:10.392	
5 - 1:10.891	10 - 1:11.256	

Weather/Track: Sun/Dry

www.mstworld.com

Page 2 of 4

Brands Hatch
Circuit Length = 1.1990 miles.
Start: 17:54 End: 18:09

Printed - 18:12 Sunday, 23 September 2012

BARC Classic Clubmans.

RACE 8 - LAP ANALYSIS - Brands Hatch - 23 September 2012

(contd.)

44	Ian MITCHELL	IM Mk1
1 - 1:24.283	6 - 1:09.276	11 - 1:06.951
2 - 1:12.298	7 - 1:09.461	12 - 1:08.164
3 - 1:10.558	8 - 1:08.466	13 - 1:08.710
4 - 1:09.538	9 - 1:09.478	14 - 1:07.439
5 - 1:08.668	10 - 1:08.172	
47	Mike SALES	Phantom P79
1 - 1:26.200	6 - 1:10.095	11 - 1:07.207
2 - 1:11.838	7 - 1:09.923	12 - 1:07.420
3 - 1:10.530	8 - 1:08.798	13 - 1:07.675
4 - 1:08.962	9 - 1:08.814	14 - 1:07.590
5 - 1:08.241	10 - 1:07.922	
54	Barry WEBB	Mallock Mk15
1 - 1:13.921	6 - 1:04.918	11 - 1:02.835
2 - 1:07.553	7 - 1:03.471	12 - 1:03.372
3 - 1:04.389	8 - 1:03.462	13 - 1:04.152
4 - 1:04.067	9 - 1:02.747	14 - 1:03.522
5 - 1:05.129	10 - 1:05.580	15 - 1:03.331
56	Stephen LITTLER	Mallock Mk18S
1 - 1:27.881	6 - 1:12.286	11 - 1:07.902
2 - 1:12.577	7 - 1:12.449	12 - 1:07.915
3 - 1:11.291	8 - 1:10.389	13 - 1:10.316
4 - 1:10.668	9 - 1:10.698	
5 - 1:10.594	10 - 1:08.974	
58	John MUIRHEAD	Mallock MK18b
1 - 1:18.500	6 - 1:09.274	11 - 1:05.558
2 - 1:08.670	7 - 1:06.402	12 - 1:05.239
3 - 1:07.882	8 - 1:07.866	13 - 1:05.021
4 - 1:07.374	9 - 1:06.504	14 - 1:05.067
5 - 1:08.162	10 - 1:06.228	
60	Trish HUNTER	Mallock Mk16
1 - 1:27.103	6 - 1:12.344	11 - 1:08.133
2 - 1:12.374	7 - 1:12.075	12 - 1:11.599
3 - 1:11.717	8 - 1:10.645	13 - 1:08.861
4 - 1:10.898	9 - 1:10.603	
5 - 1:10.508	10 - 1:09.146	

Weather/Track: Sun/Dry

www.mstworld.com

Page 3 of 4

Brands Hatch
Circuit Length = 1.1990 miles.
Start: 17:54 End: 18:09

Printed - 18:12 Sunday, 23 September 2012

BARC Classic Clubmans.

RACE 8 - LAP ANALYSIS - Brands Hatch - 23 September 2012

(contd.)

66	Tim NORRIS	Centaur
1 - 1:35.442	6 - 1:22.013	11 - 1:20.941
2 - 1:19.993	7 - 1:20.351	
3 - 1:20.879	8 - 1:21.808	
4 - 1:23.034	9 - 1:21.286	
5 - 1:24.174	10 - 1:20.529	
67	Paul MARSHALL	Mallock Mk18B
1 - 1:20.067	6 - 1:07.807	11 - 1:05.304
2 - 1:08.140	7 - 1:05.761	12 - 1:13.404
3 - 1:07.629	8 - 1:04.826	13 - 1:03.815
4 - 1:07.097	9 - 1:04.630	14 - 1:03.283
5 - 1:07.657	10 - 1:03.883	
68	David FACER	Mallock Mk18
1 - 1:14.959	6 - 1:05.410	11 - 1:06.405
2 - 1:06.959	7 - 1:06.205	12 - 1:04.596
3 - 1:06.604	8 - 1:05.894	13 - 1:04.744
4 - 1:07.228	9 - 1:05.597	14 - 1:05.077
5 - 1:05.872	10 - 1:05.497	

Weather/Track: Sun/Dry

www.mstworld.com

Page 4 of 4

Brands Hatch
Circuit Length = 1.1990 miles.
Start: 17:54 End: 18:09

Printed - 18:12 Sunday, 23 September 2012

BARC Classic Clubmans.

RACE 8 - LAP CHART - Brands Hatch - 23 September 2012

Lap 1			Lap 2			Lap 3			Lap 4			Lap 5		
No	Behind	Laptime	No	Behind	Laptime	No	Behind	Laptime	No	Behind	Laptime	No	Behind	Laptime
32		1:06.490	1		1:01.368	1		1:01.048	1		1:00.993	1		1:01.476
1	3.439	1:09.929	3	8.730	1:08.145	54	13.518	1:04.389	66	1 LAP	1:20.879	32	2 LAPS	2:51.662
3	5.392	1:11.882	54	10.177	1:07.553	3	14.542	1:06.860	54	16.592	1:04.067	33	1 LAP	1:16.656
38	5.635	1:12.125	68	10.621	1:06.959	68	16.177	1:06.604	30	17.726	1:01.989	30	17.500	1:01.250
54	7.431	1:13.921	12	11.300	1:06.838	30	16.730	1:03.788	3	20.287	1:06.738	54	20.245	1:05.129
68	8.469	1:14.959	11	12.273	1:06.976	12	17.024	1:06.772	38	22.218	1:05.275	38	24.071	1:03.329
12	9.269	1:15.759	38	12.908	1:12.080	38	17.936	1:06.076	68	22.412	1:07.228	66	1 LAP	1:23.034
11	10.104	1:16.594	30	13.990	1:03.836	11	20.216	1:08.991	12	24.109	1:08.078	3	24.875	1:06.064
58	12.010	1:18.500	58	15.873	1:08.670	58	22.707	1:07.882	11	28.256	1:09.033	68	26.808	1:05.872
4	12.672	1:19.162	4	16.437	1:08.572	4	23.099	1:07.710	58	29.088	1:07.374	12	28.353	1:05.720
67	13.577	1:20.067	67	16.910	1:08.140	67	23.491	1:07.629	4	29.328	1:07.222	11	34.197	1:07.417
30	14.961	1:21.451	32	21.413	1:26.220	7	32.812	1:09.919	67	29.595	1:07.097	58	35.774	1:08.162
7	15.568	1:22.058	7	23.941	1:13.180	23	34.392	1:11.509	7	41.413	1:09.594	67	35.776	1:07.657
23	16.681	1:23.171	23	23.931	1:12.057	44	34.794	1:10.558	23	42.682	1:09.283	4	36.553	1:08.701
42	17.055	1:23.545	44	25.284	1:12.298	47	36.223	1:10.530	44	43.339	1:09.538	7	49.687	1:09.750
44	17.793	1:24.283	47	26.741	1:11.838	60	38.849	1:11.717	47	44.192	1:08.962	23	50.380	1:09.174
47	19.710	1:26.200	60	28.180	1:12.374	56	39.404	1:11.291	60	48.754	1:10.898	44	50.531	1:08.668
60	20.613	1:27.103	56	29.161	1:12.577	42	49.156	1:11.682	56	49.079	1:10.668	47	50.957	1:08.241
56	21.391	1:27.881	33	30.357	1:11.928	33	57.253	1:27.944	42	58.549	1:10.386	60	57.786	1:10.508
33	23.236	1:29.726	42	38.522	1:26.274							56	58.197	1:10.594
66	28.952	1:35.442	66	44.138	1:19.993									

Weather/Track: Sun/Dry

www.mstworld.com

Page 1 of 3

Brands Hatch
Circuit Length = 1.1990 miles.
Start: 17:54 End: 18:09

Printed - 18:11 Sunday, 23 September 2012

BARC Classic Clubmans.

RACE 8 - LAP CHART - Brands Hatch - 23 September 2012

(contd.)

Lap 6			Lap 7			Lap 8			Lap 9			Lap 10		
No	Behind	Laptime	No	Behind	Laptime	No	Behind	Laptime	No	Behind	Laptime	No	Behind	Laptime
1		1:01.020	1		1:00.539	1		1:01.948	1		59.980	1		1:01.308
42	1 LAP	1:10.891	60	1 LAP	1:12.344	23	1 LAP	1:06.994	23	1 LAP	1:05.521	4	1 LAP	1:06.134
32	2 LAPS	1:02.537	56	1 LAP	1:12.286	44	1 LAP	1:09.461	32	2 LAPS	1:02.566	58	1 LAP	1:06.504
30	16.259	59.779	32	2 LAPS	1:01.350	66	2 LAPS	1:22.013	30	13.705	1:00.119	11	1 LAP	1:09.149
54	24.143	1:04.918	30	15.684	59.964	47	1 LAP	1:09.923	44	1 LAP	1:08.466	33	2 LAPS	1:14.826
33	1 LAP	1:16.482	42	1 LAP	1:13.006	7	1 LAP	1:11.489	47	1 LAP	1:08.798	30	12.408	1:00.011
38	28.178	1:05.127	54	27.075	1:03.471	32	2 LAPS	1:00.978	7	1 LAP	1:10.697	32	2 LAPS	1:01.574
3	29.994	1:06.139	38	33.546	1:05.907	30	13.566	59.830	66	2 LAPS	1:20.351	23	1 LAP	1:06.867
68	31.198	1:05.410	3	35.355	1:05.900	60	1 LAP	1:12.075	60	1 LAP	1:10.645	44	1 LAP	1:09.478
12	34.211	1:06.878	68	36.864	1:06.205	56	1 LAP	1:12.449	56	1 LAP	1:10.389	47	1 LAP	1:08.814
11	41.789	1:08.612	12	43.556	1:09.884	42	1 LAP	1:10.141	54	31.356	1:02.747	7	1 LAP	1:09.949
67	42.563	1:07.807	33	1 LAP	1:18.251	54	28.589	1:03.462	42	1 LAP	1:10.418	54	35.628	1:05.580
58	44.028	1:09.274	67	47.785	1:05.761	38	34.956	1:03.358	38	38.116	1:03.140	60	1 LAP	1:10.603
4	44.674	1:09.141	11	49.431	1:08.181	3	38.983	1:05.576	3	43.907	1:04.904	56	1 LAP	1:10.698
66	1 LAP	1:24.174	58	49.891	1:06.402	68	40.810	1:05.894	68	46.427	1:05.597	38	40.548	1:03.740
7	58.779	1:10.112	4	50.259	1:06.124	12	49.392	1:07.784	12	54.791	1:05.379	42	1 LAP	1:10.392
44	58.787	1:09.276				67	50.663	1:04.826	67	55.313	1:04.630	3	47.351	1:04.752
23	59.631	1:10.271				58	55.809	1:07.866				66	2 LAPS	1:21.808
47	1:00.032	1:10.095				4	55.994	1:07.683				68	50.616	1:05.497
						33	1 LAP	1:13.590				12	57.815	1:04.332
						11	57.308	1:09.825				67	57.888	1:03.883

Weather/Track: Sun/Dry

www.mstworld.com

Page 2 of 3

Brands Hatch
Circuit Length = 1.1990 miles.
Start: 17:54 End: 18:09

Printed - 18:11 Sunday, 23 September 2012

BARC Classic Clubmans.

RACE 8 - LAP CHART - Brands Hatch - 23 September 2012

(contd.)

Lap 11			Lap 12			Lap 13			Lap 14			Lap 15		
No	Behind	Laptime	No	Behind	Laptime	No	Behind	Laptime	No	Behind	Laptime	No	Behind	Laptime
1		1:00.063	1		1:01.119	1		59.440	1		59.609	1		59.561
4	1 LAP	1:04.043	12	1 LAP	1:05.088	68	1 LAP	1:04.596	3	1 LAP	1:05.641	7	2 LAPS	1:11.516
58	1 LAP	1:06.228	67	1 LAP	1:05.304	12	1 LAP	1:04.364	56	2 LAPS	1:07.915	3	1 LAP	1:04.642
30	12.640	1:00.295	66	3 LAPS	1:21.286	30	11.037	59.400	68	1 LAP	1:04.744	30	10.992	59.857
32	2 LAPS	59.936	4	1 LAP	1:04.485	42	2 LAPS	1:14.269	60	2 LAPS	1:11.599	68	1 LAP	1:05.077
11	1 LAP	1:10.357	30	11.077	59.556	32	2 LAPS	59.960	30	10.696	59.268	32	2 LAPS	59.988
23	1 LAP	1:06.963	58	1 LAP	1:05.558	4	1 LAP	1:06.582	12	1 LAP	1:04.723	56	2 LAPS	1:10.316
33	2 LAPS	1:12.526	32	2 LAPS	59.216	67	1 LAP	1:13.404	32	2 LAPS	59.465	60	2 LAPS	1:08.861
44	1 LAP	1:08.172	11	1 LAP	1:09.539	58	1 LAP	1:05.239	4	1 LAP	1:02.958	12	1 LAP	1:05.738
47	1 LAP	1:07.922	23	1 LAP	1:06.711	66	3 LAPS	1:20.529	67	1 LAP	1:03.815	4	1 LAP	1:03.058
7	1 LAP	1:09.098	33	2 LAPS	1:09.786	11	1 LAP	1:08.897	58	1 LAP	1:05.021	67	1 LAP	1:03.283
54	38.400	1:02.835	44	1 LAP	1:06.951	23	1 LAP	1:06.389	42	2 LAPS	1:12.543	58	1 LAP	1:05.067
38	45.416	1:04.931	47	1 LAP	1:07.207	33	2 LAPS	1:10.942	23	1 LAP	1:06.271	42	2 LAPS	1:08.663
60	1 LAP	1:09.146	54	40.653	1:03.372	44	1 LAP	1:08.164	11	1 LAP	1:08.334	23	1 LAP	1:06.123
56	1 LAP	1:08.974	7	1 LAP	1:09.139	54	45.365	1:04.152	54	49.278	1:03.522	11	1 LAP	1:08.359
3	52.521	1:05.233	38	48.808	1:04.511	47	1 LAP	1:07.420	66	3 LAPS	1:20.941	54	53.048	1:03.331
68	56.958	1:06.405	60	1 LAP	1:08.133	38	52.708	1:03.340	33	2 LAPS	1:10.575	47	1 LAP	1:07.590
42	1 LAP	1:11.256	56	1 LAP	1:07.902	7	1 LAP	1:08.151	47	1 LAP	1:07.675	44	1 LAP	1:07.439
			3	57.015	1:05.613				44	1 LAP	1:08.710	38	1:02.815	1:04.838
									38	57.538	1:04.439	33	2 LAPS	1:11.040

Weather/Track: Sun/Dry

www.mstworld.com

Page 3 of 3

Brands Hatch
Circuit Length = 1.1990 miles.
Start: 17:54 End: 18:09

Printed - 18:11 Sunday, 23 September 2012