



# 16th Brands Hatch Historic Superprix

**Brands Hatch Grand Prix Circuit**

**23rd & 24th July 2005**



**Results Provided by MST Sports Timing Ltd**  
***www.msttiming.com***

## AMOC/Millers Oils Historic Formula Junior QUALIFYING - RACE 1

POS	NO	CL	NAME	NAT	CAR	TIME	LAPS	GAP	MPH
1	65	C2	Edwin JOWSEY		Lotus 22	1:42.461	10		91.64
2	51	C2	Michael HIBBERD		Lotus 27	1:44.420	11	1.959	89.92
3	79	C2	Urs EBERHARDT		Lotus 27	1:45.994	5	3.533	88.58
4	84	C2	Mark WOODHOUSE		Lotus 20	1:47.892	11	5.431	87.02
5	66	C2	Bruno SCHAFFNER		Lotus 20/22	1:48.095	11	5.634	86.86
6	58	C2	Malcolm RICKETTS		Lotus 22	1:48.438	11	5.977	86.58
7	77	C2	Steve SMITH		Cooper T59	1:48.667	10	6.206	86.40
8	61	C2	Simon DIFFEY		Lotus 20	1:48.929	10	6.468	86.19
9	83	C2	Barry WESTMORELAND		Lotus 22	1:49.308	10	6.847	85.90
10	71	C2	Marcus MUSSA		Brabham BT2	1:50.150	8	7.689	85.24
11	12	A2	Stuart ROACH		Alexis Mk2	1:52.231	10	9.770	83.66
12	16	A2	Tony GOODWIN		Gemini Mk2	1:53.236	10	10.775	82.92
13	86	C2	Hamish MORRISON		Cooper T67	1:54.121	9	11.660	82.27
14	53	A2	Christopher DRAKE		Elva 300	1:54.385	10	11.924	82.08
15	68	C2	Alessandro RIPAMONTI		Wainer	1:55.165	10	12.704	81.53
16	50	C2	Gordon PATE		Lotus 20	1:55.213	10	12.752	81.49
17	29	A2	William GRIMSHAW		Moorland Mk1	1:56.330	8	13.869	80.71
18	14	A2	Crispian BESLEY		Elva 100	1:56.651	10	14.190	80.49
19	47	B	James HICKS		Caravelle Mk1	1:56.741	10	14.280	80.43
20	39	B	Mike WALLER		Kieft	1:57.427	10	14.966	79.96
21	69	C2	Klaus RAUSCHEN		Brabham BT2	1:57.563	10	15.102	79.86
22	75	C2	David BROWN		Lola Mk5	1:57.675	10	15.214	79.79
23	36	B	Clive TEMPLE		Cooper T56	1:57.681	8	15.220	79.78
24	21	A2	Robin LACKFORD		Elva 100	1:57.771	10	15.310	79.72
25	91	C2	Tupper ROBINSON		Lola Mk5A	1:59.502	9	17.041	78.57
26	98	F	John TWEEDALE		Elva 100	2:00.542	10	18.081	77.89
27	32	B	Mark GREEN		Lotus 18	2:03.608	9	21.147	75.96
28	70	C2	Peter STRAUSS		Brabham BT6	2:04.709	2	22.248	75.29
29	27	A2	Peter LAVENDER		Elva 100	2:06.268	7	23.807	74.36
30	48	B	John DELANE		Lotus 18	2:07.115	5	24.654	73.86
31	28	A1	Bob WOODWARD		PLW	2:20.124	8	37.663	67.00
32	22	A2	Brian TYLER		Mitter DKW	2:32.453	8	49.992	61.59

Car No's 28, 29, 47, 75 & 84 need workingtransponders please.

Weather / Track : Sunny / Dry

These results are provisional until the conclusion of any judicial and technical matters.

Brands Hatch

Circuit Length = 2.6082 miles.

Start: 09:00 End: 09:20

Clerk Of Course:	Stewards:	Timekeeper:

## AMOC/Millers Oils Historic Formula Junior QUALIFYING - LAP ANALYSIS

<b>12</b>	<b>Stuart ROACH</b>	Alexis Mk2
1 -	2:56.718	6 - 1:55.064
2 -	2:05.679	7 - 1:53.355
3 -	1:56.047	8 - 1:54.030
4 -	2:00.448	9 - 1:53.588
5 -	1:56.849	10 - <b>1:52.231</b>
<b>14</b>	<b>Crispian BESLEY</b>	Elva 100
1 -	2:32.433	6 - 2:00.824
2 -	2:02.233	7 - 1:58.233
3 -	1:59.668	8 - 1:58.208
4 -	2:03.881	9 - <b>1:56.651</b>
5 -	2:01.085	10 - 1:58.784
<b>16</b>	<b>Tony GOODWIN</b>	Gemini Mk2
1 -	2:44.228	6 - 1:56.030
2 -	1:59.891	7 - 1:54.058
3 -	1:55.528	8 - 1:57.451
4 -	1:58.772	9 - 1:53.960
5 -	1:56.884	10 - <b>1:53.236</b>
<b>21</b>	<b>Robin LACKFORD</b>	Elva 100
1 -	3:26.803	6 - 2:00.534
2 -	2:01.129	7 - 1:58.713
3 -	2:00.815	8 - 1:58.457
4 -	2:06.270	9 - 1:58.110
5 -	2:01.978	10 - <b>1:57.771</b>
<b>22</b>	<b>Brian TYLER</b>	Mitter DKW
1 -	3:56.437	6 - 2:34.320
2 -	2:35.701	7 - 2:34.190
3 -	2:39.726	8 - <b>2:32.453</b>
4 -	2:37.552	
5 -	2:33.914	
<b>27</b>	<b>Peter LAVENDER</b>	Elva 100
1 -	3:55.567	6 - 2:08.038
2 -	2:23.248	7 - <b>2:06.268</b>
3 -	2:17.568	
4 -	2:11.951	
5 -	2:11.721	

## AMOC/Millers Oils Historic Formula Junior QUALIFYING - LAP ANALYSIS

(contd.)

<b>28</b>	<b>Bob WOODWARD</b>	PLW
1 - 3:52.337	6 - 2:26.914	
2 - 2:27.846	7 - <b>2:20.124</b>	
3 - 2:29.971	8 - 2:23.327	
4 - 2:30.397		
5 - 2:23.079		
<b>29</b>	<b>William GRIMSHAW</b>	Moorland Mk1
1 - 2:41.219	6 - 2:00.109	
2 - 2:06.724	7 - <b>1:56.330</b>	
3 - 1:59.944	8 - 2:43.985P	
4 - 2:04.092		
5 - 2:04.936		
<b>32</b>	<b>Mark GREEN</b>	Lotus 18
1 - 3:07.859	6 - 2:07.704	
2 - 2:10.672	7 - 3:08.109	
3 - 2:07.368	8 - 2:04.192	
4 - 2:11.421	9 - <b>2:03.608</b>	
5 - 2:11.083		
<b>36</b>	<b>Clive TEMPLE</b>	Cooper T56
1 - 2:25.843	6 - 2:00.220	
2 - 1:59.324	7 - 2:01.499	
3 - <b>1:57.681</b>	8 - 3:15.417P	
4 - 2:02.483		
5 - 2:05.530		
<b>39</b>	<b>Mike WALLER</b>	Kieft
1 - 2:40.680	6 - 2:05.297	
2 - 2:09.235	7 - 2:01.640	
3 - 2:00.986	8 - 1:58.687	
4 - 2:07.528	9 - 2:01.986	
5 - 2:10.654	10 - <b>1:57.427</b>	
<b>47</b>	<b>James HICKS</b>	Caravelle Mk1
1 - 2:56.047	6 - 2:00.806	
2 - 2:06.896	7 - <b>1:56.741</b>	
3 - 2:03.950	8 - 1:57.785	
4 - 2:09.167	9 - 1:56.964	
5 - 2:03.805	10 - 1:57.154	

Car No's 28, 29, 47, 75 & 84 need workingtransponders please.  
Weather / Track : Sunny / Dry

## AMOC/Millers Oils Historic Formula Junior QUALIFYING - LAP ANALYSIS

(contd.)

<b>48</b>	<b>John DELANE</b>	Lotus 18
1 - X:00.000 2 - 2:15.626 3 - 2:12.978 4 - <b>2:07.115</b> 5 - 2:09.532		
<b>50</b>	<b>Gordon PATE</b>	Lotus 20
1 - 2:45.259    6 - 1:59.591 2 - 2:07.395    7 - <b>1:55.213</b> 3 - 1:59.087    8 - 2:01.557 4 - 2:05.774    9 - 1:56.221 5 - 2:00.157    10 - 1:55.217		
<b>51</b>	<b>Michael HIBBERD</b>	Lotus 27
1 - 2:09.983    6 - 1:48.278    11 - <b>1:44.420</b> 2 - 1:45.483    7 - 1:51.773 3 - 1:44.701    8 - 1:45.892 4 - 1:45.845    9 - 1:45.990 5 - 1:50.559    10 - 1:45.382		
<b>53</b>	<b>Christopher DRAKE</b>	Elva 300
1 - 2:57.139    6 - 1:57.913 2 - 2:04.401    7 - 1:55.693 3 - 1:58.485    8 - 1:55.135 4 - 2:00.039    9 - <b>1:54.385</b> 5 - 1:58.187    10 - 1:57.752		
<b>58</b>	<b>Malcolm RICKETTS</b>	Lotus 22
1 - 2:48.947    6 - 1:52.898    11 - <b>1:48.438</b> 2 - 1:55.270    7 - 1:52.440 3 - 1:51.972    8 - 1:52.912 4 - 1:59.459    9 - 1:50.870 5 - 1:53.620    10 - 1:48.493		
<b>61</b>	<b>Simon DIFFEY</b>	Lotus 20
1 - 3:15.765    6 - 1:51.535 2 - 1:52.318    7 - <b>1:48.929</b> 3 - 1:51.773    8 - 1:52.258 4 - 1:54.553    9 - 1:50.348 5 - 1:51.224    10 - 1:49.215		

## AMOC/Millers Oils Historic Formula Junior QUALIFYING - LAP ANALYSIS

(contd.)

<b>65</b>	<b>Edwin JOWSEY</b>	Lotus 22	
1 -	2:16.285	6 - 1:43.247	
2 -	1:43.239	7 - 1:47.651	
3 -	1:43.686	8 - 1:43.236	
4 -	1:42.936	9 - <b>1:42.461</b>	
5 -	5:10.054	10 - 1:42.759	
<b>66</b>	<b>Bruno SCHAFFNER</b>	Lotus 20/22	
1 -	2:51.325	6 - 1:53.207	11 - <b>1:48.095</b>
2 -	1:53.252	7 - 1:51.612	
3 -	1:51.854	8 - 1:51.864	
4 -	2:00.138	9 - 1:50.241	
5 -	1:54.172	10 - 1:48.195	
<b>68</b>	<b>Alessandro RIPAMONTI</b>	Wainer	
1 -	3:13.004	6 - 2:03.773	
2 -	2:05.507	7 - 1:57.331	
3 -	1:58.750	8 - 1:55.806	
4 -	2:04.252	9 - 1:57.382	
5 -	2:03.429	10 - <b>1:55.165</b>	
<b>69</b>	<b>Klaus RAUSCHEN</b>	Brabham BT2	
1 -	3:02.546	6 - 2:01.316	
2 -	2:00.783	7 - <b>1:57.563</b>	
3 -	2:00.538	8 - 1:59.628	
4 -	2:06.078	9 - 1:59.767	
5 -	2:01.720	10 - 1:57.718	
<b>70</b>	<b>Peter STRAUSS</b>	Brabham BT6	
1 -	3:42.966		
2 -	<b>2:04.709</b>		
<b>71</b>	<b>Marcus MUSSA</b>	Brabham BT2	
1 -	7:25.128	6 - 1:53.880	
2 -	1:55.815	7 - 1:52.232	
3 -	1:53.016	8 - 2:29.667P	
4 -	1:53.011		
5 -	<b>1:50.150</b>		

Car No's 28, 29, 47, 75 & 84 need working transponders please.  
Weather / Track : Sunny / Dry

## AMOC/Millers Oils Historic Formula Junior QUALIFYING - LAP ANALYSIS

(contd.)

<b>75</b>	<b>David BROWN</b>	Lola Mk5
1 - 2:40.152	6 - 1:59.717	
2 - <b>1:57.675</b>	7 - 1:59.513	
3 - 1:58.614	8 - 2:02.721	
4 - 2:03.562	9 - 2:01.293	
5 - 2:01.729	10 - 1:59.956	
<b>77</b>	<b>Steve SMITH</b>	Cooper T59
1 - 2:46.676	6 - 1:54.119	
2 - 1:57.133	7 - 1:51.584	
3 - 1:52.260	8 - 1:51.971	
4 - 1:59.546	9 - 1:49.262	
5 - 1:54.085	10 - <b>1:48.667</b>	
<b>79</b>	<b>Urs EBERHARDT</b>	Lotus 27
1 - 2:50.117		
2 - 1:51.326		
3 - <b>1:45.994</b>		
4 - 2:00.687		
5 - 2:41.766P		
<b>83</b>	<b>Barry WESTMORELAND</b>	Lotus 22
1 - 3:10.011	6 - 1:52.647	
2 - 1:53.462	7 - 1:54.168	
3 - 1:56.029	8 - 1:51.731	
4 - 1:58.076	9 - <b>1:49.308</b>	
5 - 1:54.771	10 - 1:50.045	
<b>84</b>	<b>Mark WOODHOUSE</b>	Lotus 20
1 - 2:24.636	6 - 1:52.865	11 - 1:50.298
2 - 1:53.230	7 - 1:50.928	
3 - 1:51.453	8 - 1:49.688	
4 - 1:57.105	9 - <b>1:47.892</b>	
5 - 1:56.022	10 - 1:47.980	
<b>86</b>	<b>Hamish MORRISON</b>	Cooper T67
1 - 3:49.186	6 - 1:58.846	
2 - 2:01.006	7 - 1:57.108	
3 - 2:00.198	8 - <b>1:54.121</b>	
4 - 2:01.077	9 - 2:58.374P	
5 - 2:00.997		

Car No's 28, 29, 47, 75 & 84 need working transponders please.  
Weather / Track : Sunny / Dry

## AMOC/Millers Oils Historic Formula Junior QUALIFYING - LAP ANALYSIS

(contd.)

<b>91</b>	<b>Tupper ROBINSON</b>	Lola Mk5A
1 - 3:14.923	6 - 2:06.871	
2 - 2:06.601	7 - 2:03.506	
3 - 2:06.649	8 - 2:01.523	
4 - 2:10.685	9 - <b>1:59.502</b>	
5 - 2:13.833		
<b>98</b>	<b>John TWEEDALE</b>	Elva 100
1 - 2:43.947	6 - <b>2:00.542</b>	
2 - 2:09.833	7 - 2:01.560	
3 - 2:01.263	8 - 2:04.538	
4 - 2:04.432	9 - 2:03.184	
5 - 2:02.657	10 - 2:13.291	



# AMOC/Millers Oils Historic Formula Junior GRID - RACE 1

ROW 16	2:20.124	28	WOODWARD	2:32.453	22	TYLER
ROW 15	2:06.268	27	LAVENDER	2:07.115	48	DELANE
ROW 14	2:03.608	32	GREEN	2:04.709	70	STRAUSS
ROW 13	1:59.502	91	ROBINSON	2:00.542	98	TWEEDALE
ROW 12	1:57.681	36	TEMPLE	1:57.771	21	LACKFORD
ROW 11	1:57.563	69	RAUSCHEN	1:57.675	75	BROWN
ROW 10	1:56.741	47	HICKS	1:57.427	39	WALLER
ROW 9	1:56.330	29	GRIMSHAW	1:56.651	14	BESLEY
ROW 8	1:55.165	68	RIPAMONTI	1:55.213	50	PATE
ROW 7	1:54.121	86	MORRISON	1:54.385	53	DRAKE
ROW 6	1:52.231	12	ROACH	1:53.236	16	GOODWIN
ROW 5	1:49.308	83	WESTMORELAND	1:50.150	71	MUSSA
ROW 4	1:48.667	77	SMITH	1:48.929	61	DIFFEY
ROW 3	1:48.095	66	SCHAFFNER	1:48.438	58	RICKETTS
ROW 2	1:45.994	79	EBERHARDT	1:47.892	84	WOODHOUSE
ROW 1	1:42.461	65	JOWSEY	1:44.420	51	HIBBERD
<b>POLE</b>						

Car No's 28, 29, 47, 75 & 84 need workingtransponders please.

Weather / Track : Sunny / Dry

These results are provisional until the conclusion of any judicial and technical matters.

Brands Hatch

Circuit Length = 2.6082 miles.

Start: 09:00 End: 09:20

Clerk Of Course:	Stewards:	Timekeeper:
------------------	-----------	-------------

## AMOC/Millers Oils Historic Formula Junior RACE CLASSIFICATION - RACE 1

POS	NO	CL	NAME	NAT	CAR	TIME	LAPS	GAP	MPH	BEST
1	65	C2	Edwin JOWSEY		Lotus 22	20:48.411	12		90.30	1:41.914
2	51	C2	Michael HIBBERD		Lotus 27	20:53.444	12	5.033	89.94	1:42.875
3	79	C2	Urs EBERHARDT		Lotus 27	21:13.445	12	25.034	88.53	1:44.515
4	84	C2	Mark WOODHOUSE		Lotus 20	21:22.942	12	34.531	87.87	1:45.143
5	61	C2	Simon DIFFEY		Lotus 20	21:34.841	12	46.430	87.07	1:45.764
6	66	C2	Bruno SCHAFFNER		Lotus 20/22	21:38.858	12	50.447	86.80	1:46.109
7	83	C2	Barry WESTMORELAND		Lotus 22	21:54.075	12	1:05.664	85.79	1:47.574
8	71	C2	Marcus MUSSA		Brabham BT2	22:00.145	12	1:11.734	85.40	1:47.048
9	58	C2	Malcolm RICKETTS		Lotus 22	22:02.896	12	1:14.485	85.22	1:47.798
10	12	A2	Stuart ROACH		Alexis Mk2	20:54.404	11	1 LAP	82.39	1:51.966
11	50	C2	Gordon PATE		Lotus 20	21:00.154	11	1 LAP	82.01	1:51.848
12	16	A2	Tony GOODWIN		Gemini Mk2	21:03.758	11	1 LAP	81.78	1:52.795
13	48	B	John DELANE		Lotus 18	21:20.021	11	1 LAP	80.74	1:51.200
14	91	C2	Tupper ROBINSON		Lola Mk5A	21:24.637	11	1 LAP	80.45	1:52.845
15	47	B	James HICKS		Caravelle Mk1	21:26.115	11	1 LAP	80.36	1:52.860
16	29	A2	William GRIMSHAW		Moorland Mk1	21:27.276	11	1 LAP	80.28	1:53.226
17	14	A2	Crispian BESLEY		Elva 100	21:28.971	11	1 LAP	80.18	1:53.911
18	36	B	Clive TEMPLE		Cooper T56	21:42.653	11	1 LAP	79.34	1:55.234
19	69	C2	Klaus RAUSCHEN		Brabham BT2	21:49.392	11	1 LAP	78.93	1:55.085
20	21	A2	Robin LACKFORD		Elva 100	21:52.194	11	1 LAP	78.76	1:55.844
21	75	C2	David BROWN		Lola Mk5	22:04.729	11	1 LAP	78.01	1:56.524
22	39	B	Mike WALLER		Kieft	22:06.724	11	1 LAP	77.90	1:57.100
23	98	F	John TWEEDALE		Elva 100	22:08.029	11	1 LAP	77.82	1:57.458
24	28	A1	Bob WOODWARD		PLW	21:04.772	9	3 LAPS	66.86	2:15.269
25	22	A2	Brian TYLER		Mitter DKW	20:48.925	8	4 LAPS	60.19	2:24.396

### NOT CLASSIFIED

77	C2	Steve SMITH	Cooper T59	19:55.786	11	D.N.F.	86.43	1:46.453
32	B	Mark GREEN	Lotus 18	19:46.572	10	D.N.F.	79.18	1:55.767
53	A2	Christopher DRAKE	Elva 300	17:08.615	9	D.N.F.	82.22	1:51.598
27	A2	Peter LAVENDER	Elva 100	11:22.339	5	D.N.F.	68.90	2:06.060
86	C2	Hamish MORRISON	Cooper T67	2:05.029	1	D.N.F.	75.64	2:05.029

### FASTEST LAP

65	C2	Edwin JOWSEY	Lotus 22	1:41.914	10	92.13mph	148.27kph
48	B	John DELANE	Lotus 18	1:51.200	11	84.43mph	135.89kph
53	A2	Christopher DRAKE	Elva 300	1:51.598	9	84.13mph	135.40kph
98	F	John TWEEDALE	Elva 100	1:57.458	5	79.93mph	128.65kph
28	A1	Bob WOODWARD	PLW	2:15.269	5	69.41mph	111.71kph

Weather / Track : Cloudy / Dry

These results are provisional until the conclusion of any judicial and technical matters.

Brands Hatch

Circuit Length = 2.6082 miles.

Start: 13:44 End: 14:05

Clerk Of Course:	Stewards:	Timekeeper:
------------------	-----------	-------------

## AMOC/Millers Oils Historic Formula Junior RACE CLASSIFICATION - RACE 1 - LAP CHART

Lap 1			Lap 2			Lap 3			Lap 4			Lap 5		
No	Behind	Laptime	No	Behind	Laptime	No	Behind	Laptime	No	Behind	Laptime	No	Behind	Laptime
65		1:47.829	65		1:42.825	65		1:43.061	65		1:45.962	65		1:43.009
51	1.601	1:49.430	51	2.515	1:43.739	51	3.753	1:44.299	51	3.600	1:45.809	51	4.585	1:43.994
79	3.557	1:51.386	79	5.598	1:44.866	79	8.402	1:45.865	79	7.389	1:44.949	79	9.132	1:44.752
84	5.256	1:53.085	84	8.362	1:45.931	84	11.836	1:46.535	28	1 LAP	2:19.354	84	15.206	1:45.840
66	8.057	1:55.886	66	12.788	1:47.556	66	17.370	1:47.643	84	12.375	1:46.501	61	23.445	1:47.185
77	9.115	1:56.944	77	14.730	1:48.440	61	19.264	1:47.486	66	19.066	1:47.658	66	25.372	1:49.315
61	9.214	1:57.043	61	14.839	1:48.450	77	20.691	1:49.022	61	19.269	1:45.967	77	27.838	1:47.965
83	9.691	1:57.520	83	16.285	1:49.419	83	21.733	1:48.509	77	22.882	1:48.153	83	32.034	1:49.563
58	10.891	1:58.720	58	17.789	1:49.723	58	24.244	1:49.516	83	25.480	1:49.709	58	35.830	1:50.634
71	14.720	2:02.549	71	20.977	1:49.082	71	26.774	1:48.858	58	28.205	1:49.923	71	35.890	1:49.606
16	15.318	2:03.147	12	25.359	1:52.133	12	35.669	1:53.371	71	29.293	1:48.481	28	1 LAP	2:21.960
12	16.051	2:03.880	53	26.820	1:52.863	53	36.827	1:53.068	22	1 LAP	2:30.440	12	53.607	1:53.494
53	16.782	2:04.611	16	29.099	1:56.606	16	40.683	1:54.645	12	43.122	1:53.415	53	53.980	1:52.968
86	17.200	2:05.029	14	33.363	1:56.087	50	45.485	1:54.702	53	44.021	1:53.156	50	1:00.578	1:51.848
14	20.101	2:07.930	50	33.844	1:55.756	14	47.434	1:57.132	16	48.534	1:53.813	16	1:00.724	1:55.199
50	20.913	2:08.742	69	37.314	1:57.745	69	51.537	1:57.284	50	51.739	1:52.216	14	1:12.579	1:57.676
69	22.394	2:10.223	29	37.810	1:57.084	29	53.002	1:58.253	14	57.912	1:56.440	69	1:16.777	1:57.253
29	23.551	2:11.380	91	38.569	1:57.526	47	53.392	1:57.070	69	1:02.533	1:56.958	47	1:17.471	1:57.145
91	23.868	2:11.697	47	39.383	1:56.938	91	54.225	1:58.717	47	1:03.335	1:55.905	91	1:17.708	1:55.091
32	24.720	2:12.549	32	40.338	1:58.443	32	55.200	1:57.923	29	1:04.586	1:57.546	48	1:17.880	1:55.183
47	25.270	2:13.099	21	41.811	1:58.558	48	55.381	1:55.697	91	1:05.626	1:57.363	29	1:18.074	1:56.497
21	26.078	2:13.907	36	42.470	1:59.006	21	57.237	1:58.487	48	1:05.706	1:56.287	32	1:20.133	1:56.539
36	26.289	2:14.118	48	42.745	1:59.040	36	58.052	1:58.643	32	1:06.603	1:57.365	22	1 LAP	2:27.620
48	26.530	2:14.359	39	45.796	1:59.712	39	1:02.355	1:59.620	21	1:09.533	1:58.258	36	1:22.709	1:55.758
39	28.909	2:16.738	75	46.185	1:59.291	75	1:02.851	1:59.727	36	1:09.960	1:57.870	21	1:23.930	1:57.406
75	29.719	2:17.548	98	47.842	1:59.084	98	1:04.341	1:59.560	39	1:16.127	1:59.734	39	1:30.218	1:57.100
98	31.583	2:19.412	27	57.635	2:06.214	27	1:20.729	2:06.155	75	1:16.479	1:59.590	75	1:30.684	1:57.214
27	34.246	2:22.075	28	1:21.577	2:18.770				98	1:18.478	2:00.099	98	1:32.927	1:57.458
28	45.632	2:33.461	22	1:36.295	2:24.396				27	1:40.827	2:06.060			
22	54.724	2:42.553												

Weather / Track : Cloudy / Dry

**AMOC/Millers Oils Historic Formula Junior  
RACE CLASSIFICATION - RACE 1 - LAP CHART**  
(contd.)

Lap 6			Lap 7			Lap 8			Lap 9			Lap 10		
No	Behind	Laptime	No	Behind	Laptime	No	Behind	Laptime	No	Behind	Laptime	No	Behind	Laptime
65		1:42.283	65		1:44.696	65		1:47.244	65		1:43.488	65		1:41.914
51	5.592	1:43.290	39	1 LAP	1:58.997	32	1 LAP	1:56.855	47	1 LAP	1:54.468	51	3.380	1:42.875
79	11.364	1:44.515	75	1 LAP	1:58.808	51	1.623	1:44.735	51	2.419	1:44.284	48	1 LAP	1:52.302
84	18.897	1:45.974	51	4.132	1:43.236	69	1 LAP	2:00.533	48	1 LAP	1:53.366	47	1 LAP	1:55.624
61	30.024	1:48.862	98	1 LAP	1:58.355	36	1 LAP	1:58.554	14	1 LAP	1:56.247	91	1 LAP	1:52.845
66	32.170	1:49.081	79	12.047	1:45.379	21	1 LAP	1:57.701	91	1 LAP	1:54.768	79	16.525	1:45.734
77	33.924	1:48.369	84	19.960	1:45.759	79	10.320	1:45.517	29	1 LAP	1:53.971	14	1 LAP	1:55.600
83	38.214	1:48.463	22	2 LAPS	2:33.102	28	2 LAPS	2:21.330	79	12.705	1:45.873	29	1 LAP	1:53.633
58	43.760	1:50.213	61	31.092	1:45.764	75	1 LAP	1:58.491	32	1 LAP	1:56.717	84	24.039	1:45.830
71	44.558	1:50.951	66	34.561	1:47.087	39	1 LAP	2:00.224	36	1 LAP	1:55.738	32	1 LAP	1:56.983
27	1 LAP	2:41.835P	77	35.681	1:46.453	98	1 LAP	1:59.006	69	1 LAP	1:58.812	36	1 LAP	1:55.234
53	1:04.322	1:52.625	83	42.616	1:49.098	84	17.859	1:45.143	84	20.123	1:45.752	69	1 LAP	1:56.358
12	1:05.071	1:53.747	58	48.835	1:49.771	61	31.615	1:47.767	21	1 LAP	1:59.812	21	1 LAP	1:55.844
50	1:11.339	1:53.044	71	48.895	1:49.033	66	33.784	1:46.467	75	1 LAP	1:56.524	61	39.530	1:46.336
16	1:12.924	1:54.483	53	1:14.362	1:54.736	77	35.108	1:46.671	39	1 LAP	1:58.284	22	3 LAPS	2:51.628
28	1 LAP	2:15.269	12	1:14.961	1:54.586	83	44.944	1:49.572	98	1 LAP	1:58.789	66	41.489	1:46.998
14	1:27.004	1:56.708	50	1:18.851	1:52.208	71	49.255	1:47.604	61	35.108	1:46.981	75	1 LAP	1:58.363
47	1:29.830	1:54.642	16	1:21.023	1:52.795	58	50.760	1:49.169	66	36.405	1:46.109	77	45.006	1:47.932
91	1:30.695	1:55.270	47	1:37.994	1:52.860	22	2 LAPS	2:33.091	77	38.988	1:47.368	39	1 LAP	1:58.395
48	1:31.391	1:55.794	14	1:38.161	1:55.853	53	1:20.108	1:52.990	83	49.259	1:47.803	98	1 LAP	1:58.850
29	1:33.307	1:57.516	91	1:40.493	1:54.494	12	1:20.702	1:52.985	28	2 LAPS	2:20.913	83	54.919	1:47.574
69	1:35.089	2:00.595	48	1:40.493	1:53.798	50	1:23.541	1:51.934	71	53.562	1:47.795	71	59.799	1:48.151
32	1:35.281	1:57.431	29	1:42.608	1:53.997	16	1:27.151	1:53.372	58	55.070	1:47.798	58	1:00.957	1:47.801
36	1:37.251	1:56.825							53	1:28.218	1:51.598	28	2 LAPS	2:15.519
21	1:38.740	1:57.093							12	1:29.234	1:52.020	12	1:39.286	1:51.966
									50	1:32.728	1:52.675			
									16	1:37.323	1:53.660			

**AMOC/Millers Oils Historic Formula Junior  
RACE CLASSIFICATION - RACE 1 - LAP CHART**  
(contd.)

Lap 11			Lap 12			Lap 13			Lap 14			Lap 15		
No	Behind	Laptime	No	Behind	Laptime	No	Behind	Laptime	No	Behind	Laptime	No	Behind	Laptime
65		1:42.817	65		1:43.283									
50	1 LAP	1:52.831	22	4 LAPS	2:46.095									
51	3.860	1:43.297	51	5.033	1:44.456									
16	1 LAP	1:53.072	12	1 LAP	1:52.807									
79	23.147	1:49.439	50	1 LAP	1:54.198									
48	1 LAP	1:52.995	16	1 LAP	1:52.966									
91	1 LAP	1:53.071	28	3 LAPS	2:18.196									
47	1 LAP	1:54.645	79	25.034	1:45.170									
14	1 LAP	1:53.911	48	1 LAP	1:51.200									
84	28.842	1:47.620	84	34.531	1:48.972									
29	1 LAP	1:54.173	91	1 LAP	1:53.795									
32	1 LAP	1:55.767	47	1 LAP	1:53.719									
36	1 LAP	1:55.276	29	1 LAP	1:53.226									
61	42.609	1:45.896	14	1 LAP	1:55.387									
66	45.716	1:47.044	61	46.430	1:47.104									
69	1 LAP	1:55.085	66	50.447	1:48.014									
21	1 LAP	1:56.909	36	1 LAP	1:55.631									
77	50.658	1:48.469	69	1 LAP	1:58.546									
75	1 LAP	1:58.283	21	1 LAP	1:58.219									
83	1:00.417	1:48.315	83	1:05.664	1:48.530									
39	1 LAP	1:58.513	71	1:11.734	1:50.987									
71	1:04.030	1:47.048	58	1:14.485	1:50.977									
98	1 LAP	1:58.611	75	1 LAP	2:00.890									
58	1:06.791	1:48.651	39	1 LAP	1:59.407									
			98	1 LAP	1:58.805									

## HSCC 70s Road Sports for the Wesprey Castings Trophy QUALIFYING - RACE 2

POS	NO	CL	NAME	NAT	CAR	TIME	LAPS	GAP	MPH
1	24	B	Charles BARTER		Datsun 240Z	1:48.493	11		86.54
2	38	B	William JENKINS		Ferrari 308 GTB	1:50.203	11	1.710	85.20
3	1	A	Richard THORNE		Morgan Plus 8	1:50.506	11	2.013	84.96
4	54	C	Chris HOLLAND		Lotus 7 S4	1:51.054	11	2.561	84.54
5	46	B	Jim BAYNAM		TVR Tuscan V6	1:51.756	10	3.263	84.01
6	9	B	Julian BARTER		TVR 3000M	1:51.883	10	3.390	83.92
7	11	C	Rory STOCKBRIDGE		Lotus Europa	1:53.088	10	4.595	83.02
8	40	C	Howard BENTHAM		Lotus Elan	1:53.298	10	4.805	82.87
9	77	A	Andrew SHARP		Porsche 928	1:53.311	10	4.818	82.86
10	44	C	Alan HARPER		Lotus Elan S4	1:53.533	10	5.040	82.70
11	31	A	Mark BENNETT		MGB GT V8	1:54.090	10	5.597	82.29
12	15	A	Philip McKELVEY		Morgan Plus 8	1:54.744	10	6.251	81.83
13	3	A	Paul CONWAY		Morgan Plus 8	1:54.880	11	6.387	81.73
14	73	C	Richard LAWSON		Lotus Elan Coupe Sprint	1:55.379	10	6.886	81.38
15	8	A	Neville DAY		Pontiac Firebird	1:55.905	10	7.412	81.01
16	42	C	Bill BRAITHWAITE		Lotus Europa	1:56.422	10	7.929	80.65
17	64	A	Paul ANDERSON		Porsche 928	1:57.315	10	8.822	80.03
18	12	B	Neil CONDLIFFE		TVR 3000M	1:58.022	10	9.529	79.55
19	51	B	Julian GAMMAGE		Triumph TR6	1:58.391	10	9.898	79.30
20	61	D2	Luke CLARK-BAGNALL		Triumph GT6 Mk3	1:58.432	10	9.939	79.28
21	20	D2	John HILLON		Porsche 924	1:58.515	10	10.022	79.22
22	68	C	Chris OVERTON		Lotus 7 S4	1:58.738	5	10.245	79.07
23	25	D2	Will FINN		Alfa Romeo GTV 2000	1:58.803	9	10.310	79.03
24	37	B	Ken DAVIES		Porsche 911E	1:58.873	10	10.380	78.98
25	72	D1	John THOMASON		Triumph Spitfire 1500	1:58.923	10	10.430	78.95
26	96	Inv	Nigel BARNETT		Ford Capri	1:59.014	10	10.521	78.89
27	33	B	Clive FOSKETT		Datsun 240Z	1:59.517	10	11.024	78.56
28	14	D1	Jai SHARMA		Lancia Fulvia	1:59.719	10	11.226	78.43
29	57	D2	Mark OLDFIELD		Alfa Romeo Alfetta GTV	1:59.730	8	11.237	78.42
30	63	D1	Jeremy ANSTEAD		Fiat X19	2:00.549	10	12.056	77.89
31	65	D2	Steve COOKE		Triumph GT6 Mk3	2:01.768	10	13.275	77.11
32	48	D1	Guy HARTNELL		Lancia Fulvia HF	2:03.378	10	14.885	76.10
33	34	D2	Sarah HUTCHISON		Lancia Beta	2:03.630	10	15.137	75.94
34	23	D2	William MORTON		Alfa Romeo Alfetta 2.0 GTV	2:05.130	9	16.637	75.03
35	60	D2	David MARSHALL		Lancia Beta Monte Carlo	2:06.432	9	17.939	74.26
36	10	D1	Nigel ASHLEY		Alfa Romeo GT Junior	2:10.517	9	22.024	71.94
37	80	D2	David LANE		Jensen Healey	2:10.529	9	22.036	71.93
38	69	D2	Peter HEAD		MGB	2:11.193	9	22.700	71.57
39	78	D2	Mark DUDLEY		Alfa Romeo GTV	2:11.585	9	23.092	71.35
40	76	D2	David ERWIN		Alfa Romeo 2000 GTV	2:19.895	8	31.402	67.11

Car No's 48 & 96 need working transponders please. Reserves will be 61 & 96

Weather / Track : Sunny / Dry

These results are provisional until the conclusion of any judicial and technical matters.

Brands Hatch

Circuit Length = 2.6082 miles.

Start: 09:28 End: 09:48

Clerk Of Course:	Stewards:	Timekeeper:

## HSCC 70s Road Sports for the Wesprey Castings Trophy QUALIFYING - LAP ANALYSIS

<b>1</b>	<b>Richard THORNE</b>	Morgan Plus 8
1 - 2:30.162	6 - 1:51.755	11 - 1:52.138
2 - 1:57.594	7 - 1:54.978	
3 - 1:53.173	8 - 1:52.853	
4 - 1:52.787	9 - 1:50.857	
5 - 1:52.444	10 - <b>1:50.506</b>	
<b>3</b>	<b>Paul CONWAY</b>	Morgan Plus 8
1 - 2:22.780	6 - 1:56.936	11 - 1:55.561
2 - 2:01.740	7 - 1:56.294	
3 - 1:57.538	8 - 1:55.744	
4 - 1:57.559	9 - 1:55.393	
5 - 1:57.103	10 - <b>1:54.880</b>	
<b>8</b>	<b>Neville DAY</b>	Pontiac Firebird
1 - 3:30.982	6 - 1:56.283	
2 - 2:10.821	7 - 1:56.432	
3 - 1:59.250	8 - <b>1:55.905</b>	
4 - 1:57.560	9 - 1:58.337	
5 - 1:56.254	10 - 2:01.690	
<b>9</b>	<b>Julian BARTER</b>	TVR 3000M
1 - 3:07.143	6 - 1:53.927	
2 - 1:54.663	7 - 1:52.567	
3 - 1:54.875	8 - <b>1:51.883</b>	
4 - 1:53.281	9 - 1:52.761	
5 - 1:53.322	10 - 1:54.748	
<b>10</b>	<b>Nigel ASHLEY</b>	Alfa Romeo GT Junior
1 - 3:37.087	6 - 2:10.537	
2 - 2:15.839	7 - 2:11.611	
3 - 2:12.955	8 - <b>2:10.517</b>	
4 - 2:12.814	9 - 2:10.686	
5 - 2:13.952		
<b>11</b>	<b>Rory STOCKBRIDGE</b>	Lotus Europa
1 - 2:39.072	6 - 1:58.178	
2 - 2:02.615	7 - <b>1:53.088</b>	
3 - 1:59.938	8 - 1:55.183	
4 - 1:57.526	9 - 1:54.573	
5 - 1:55.693	10 - 1:56.698	

## HSCC 70s Road Sports for the Wesprey Castings Trophy QUALIFYING - LAP ANALYSIS

(contd.)

<b>12</b>	<b>Neil CONDLIFFE</b>	TVR 3000M	
1 -	3:30.315	6 - 2:00.159	
2 -	2:07.295	7 - 2:00.521	
3 -	2:03.670	8 - 1:59.872	
4 -	2:03.274	9 - <b>1:58.022</b>	
5 -	2:01.023	10 - 1:59.048	
<b>14</b>	<b>Jai SHARMA</b>	Lancia Fulvia	
1 -	2:29.157	6 - 2:01.307	
2 -	2:07.835	7 - 2:02.992	
3 -	2:05.157	8 - 2:02.405	
4 -	2:04.046	9 - <b>1:59.719</b>	
5 -	2:01.429	10 - 1:59.731	
<b>15</b>	<b>Philip McKELVEY</b>	Morgan Plus 8	
1 -	2:29.269	6 - 1:56.468	
2 -	2:02.646	7 - 1:56.310	
3 -	1:58.588	8 - 1:57.413	
4 -	1:59.436	9 - <b>1:54.744</b>	
5 -	1:58.162	10 - 2:02.074	
<b>20</b>	<b>John HILLON</b>	Porsche 924	
1 -	2:56.163	6 - 1:59.973	
2 -	2:01.984	7 - 2:08.356	
3 -	2:01.449	8 - 1:59.104	
4 -	1:59.536	9 - <b>1:58.515</b>	
5 -	2:14.351	10 - 2:24.065	
<b>23</b>	<b>William MORTON</b>	Alfa Romeo Alfetta 2.0 GTV	
1 -	3:39.974	6 - 2:06.098	
2 -	2:11.798	7 - 2:06.530	
3 -	2:05.859	8 - 2:06.020	
4 -	<b>2:05.130</b>	9 - 2:05.147	
5 -	2:06.456		
<b>24</b>	<b>Charles BARTER</b>	Datsun 240Z	
1 -	2:53.913	6 - 1:52.848	11 - 1:52.256
2 -	1:53.389	7 - 1:49.429	
3 -	1:53.497	8 - 1:48.989	
4 -	1:49.311	9 - 1:49.863	
5 -	1:50.889	10 - <b>1:48.493</b>	



## HSCC 70s Road Sports for the Wesprey Castings Trophy QUALIFYING - LAP ANALYSIS

(contd.)

<b>25</b>	<b>Will FINN</b>	Alfa Romeo GTV 2000		
1 -	3:30.074	6 -	2:04.146	
2 -	2:16.003	7 -	2:01.906	
3 -	2:04.079	8 -	2:01.078	
4 -	2:03.902	9 -	<b>1:58.803</b>	
5 -	2:02.799			
<b>31</b>	<b>Mark BENNETT</b>	MGB GT V8		
1 -	2:55.102	6 -	1:56.727	
2 -	1:58.488	7 -	1:56.084	
3 -	1:57.851	8 -	<b>1:54.090</b>	
4 -	1:57.645	9 -	1:54.989	
5 -	1:57.596 10 - 1:57.159			
<b>33</b>	<b>Clive FOSKETT</b>	Datsun 240Z		
1 -	3:05.109	6 -	2:00.249	
2 -	2:03.977	7 -	1:59.793	
3 -	2:01.646	8 -	<b>1:59.517</b>	
4 -	2:00.350	9 -	2:02.186	
5 -	2:00.840 10 - 2:00.503			
<b>34</b>	<b>Sarah HUTCHISON</b>	Lancia Beta		
1 -	2:26.834	6 -	2:06.356	
2 -	2:10.322	7 -	2:05.003	
3 -	2:11.425	8 -	<b>2:03.630</b>	
4 -	2:08.432	9 -	2:05.753	
5 -	2:08.956 10 - 2:05.716			
<b>37</b>	<b>Ken DAVIES</b>	Porsche 911E		
1 -	2:57.366	6 -	2:01.665	
2 -	2:03.383	7 -	1:59.534	
3 -	2:02.076	8 -	<b>1:58.873</b>	
4 -	2:01.220	9 -	2:02.121	
5 -	2:01.893 10 - 2:00.902			
<b>38</b>	<b>William JENKINS</b>	Ferrari 308 GTB		
1 -	2:46.313	6 -	1:53.521	11 - 1:51.899
2 -	1:57.302	7 -	1:51.449	
3 -	1:53.930	8 -	1:50.253	
4 -	1:51.346	9 -	<b>1:50.203</b>	
5 -	1:58.615 10 - 1:52.139			

Car No's 48 & 96 need working transponders please. Reserves will be 61 & 96  
Weather / Track : Sunny / Dry

Brands Hatch  
Circuit Length = 2.6082 miles.  
Start: 09:28 End: 09:48

## HSCC 70s Road Sports for the Wesprey Castings Trophy QUALIFYING - LAP ANALYSIS

(contd.)

<b>40</b>	<b>Howard BENTHAM</b>	Lotus Elan
1 -	2:48.716	6 - 1:54.958
2 -	2:00.132	7 - 1:56.116
3 -	1:59.944	8 - <b>1:53.298</b>
4 -	2:00.666	9 - 1:54.285
5 -	1:58.061	10 - 1:55.219
<b>42</b>	<b>Bill BRAITHWAITE</b>	Lotus Europa
1 -	2:38.373	6 - 1:56.762
2 -	2:04.865	7 - 1:56.624
3 -	1:59.461	8 - 1:57.528
4 -	1:57.476	9 - <b>1:56.422</b>
5 -	1:57.486	10 - 1:56.705
<b>44</b>	<b>Alan HARPER</b>	Lotus Elan S4
1 -	2:53.515	6 - 1:55.088
2 -	1:55.832	7 - 1:54.062
3 -	1:59.236	8 - <b>1:53.533</b>
4 -	1:57.410	9 - 2:59.419P
5 -	1:55.840	10 - 2:07.199
<b>46</b>	<b>Jim BAYNAM</b>	TVR Tuscan V6
1 -	2:46.854	6 - 1:56.718
2 -	2:00.865	7 - 1:52.486
3 -	1:57.292	8 - 1:53.339
4 -	1:55.374	9 - <b>1:51.756</b>
5 -	1:54.821	10 - 1:51.849
<b>48</b>	<b>Guy HARTNELL</b>	Lancia Fulvia HF
1 -	2:55.858	6 - 2:04.521
2 -	2:11.636	7 - 2:05.319
3 -	2:07.103	8 - <b>2:03.378</b>
4 -	2:06.586	9 - 2:05.782
5 -	2:09.383	10 - 2:03.614
<b>51</b>	<b>Julian GAMMAGE</b>	Triumph TR6
1 -	2:42.215	6 - 1:59.115
2 -	2:02.641	7 - 2:00.651
3 -	2:02.977	8 - 1:58.477
4 -	2:00.957	9 - 1:59.376
5 -	2:01.821	10 - <b>1:58.391</b>

Car No's 48 & 96 need working transponders please. Reserves will be 61 & 96  
Weather / Track : Sunny / Dry

Brands Hatch  
Circuit Length = 2.6082 miles.  
Start: 09:28 End: 09:48

## HSCC 70s Road Sports for the Wesprey Castings Trophy QUALIFYING - LAP ANALYSIS

(contd.)

<b>54</b>	<b>Chris HOLLAND</b>	Lotus 7 S4
1 -	2:36.503	6 - 1:53.700
2 -	1:56.363	7 - 1:51.453
3 -	1:54.726	8 - 1:51.256
4 -	1:55.336	9 - <b>1:51.054</b>
5 -	1:54.947	10 - 1:52.727
<b>57</b>	<b>Mark OLDFIELD</b>	Alfa Romeo Alfetta GTV
1 -	3:31.933	6 - 2:01.437
2 -	2:14.720	7 - 2:01.686
3 -	2:06.212	8 - 2:43.482P
4 -	2:01.592	
5 -	<b>1:59.730</b>	
<b>60</b>	<b>David MARSHALL</b>	Lancia Beta Monte Carlo
1 -	3:29.664	6 - 2:07.221
2 -	2:18.686	7 - 2:08.165
3 -	2:13.660	8 - 2:07.257
4 -	<b>2:06.432</b>	9 - 2:10.111
5 -	2:07.624	
<b>61</b>	<b>Luke CLARK-BAGNALL</b>	Triumph GT6 Mk3
1 -	2:53.682	6 - 2:02.387
2 -	2:06.568	7 - 1:58.805
3 -	2:01.790	8 - <b>1:58.432</b>
4 -	2:02.842	9 - 2:03.487
5 -	2:02.145	10 - 2:03.994
<b>63</b>	<b>Jeremy ANSTEAD</b>	Fiat X19
1 -	3:05.028	6 - <b>2:00.549</b>
2 -	2:08.982	7 - 2:00.614
3 -	2:04.709	8 - 2:02.098
4 -	2:02.973	9 - 2:00.581
5 -	2:01.815	10 - 2:10.042
<b>64</b>	<b>Paul ANDERSON</b>	Porsche 928
1 -	2:45.120	6 - <b>1:57.315</b>
2 -	2:01.266	7 - 1:59.692
3 -	2:01.741	8 - 1:57.471
4 -	2:01.586	9 - 1:57.918
5 -	1:58.984	10 - 1:57.373

Car No's 48 & 96 need working transponders please. Reserves will be 61 & 96  
Weather / Track : Sunny / Dry

## HSCC 70s Road Sports for the Wesprey Castings Trophy QUALIFYING - LAP ANALYSIS

(contd.)

<b>65</b>	<b>Steve COOKE</b>	Triumph GT6 Mk3
1 -	2:35.359	6 - 2:05.664
2 -	2:07.240	7 - 2:27.402
3 -	2:09.430	8 - <b>2:01.768</b>
4 -	2:06.188	9 - 2:02.705
5 -	2:05.167	10 - 2:01.889
<b>68</b>	<b>Chris OVERTON</b>	Lotus 7 S4
1 -	3:18.339	
2 -	2:05.889	
3 -	2:03.029	
4 -	2:01.319	
5 -	<b>1:58.738</b>	
<b>69</b>	<b>Peter HEAD</b>	MGB
1 -	3:23.356	6 - 2:12.826
2 -	2:22.626	7 - <b>2:11.193</b>
3 -	2:20.064	8 - 2:12.802
4 -	2:15.702	9 - 2:15.557
5 -	2:17.093	
<b>72</b>	<b>John THOMASON</b>	Triumph Spitfire 1500
1 -	2:44.474	6 - 1:59.452
2 -	2:03.272	7 - 2:00.724
3 -	2:03.752	8 - 2:00.339
4 -	2:01.392	9 - 1:59.056
5 -	2:00.131	10 - <b>1:58.923</b>
<b>73</b>	<b>Richard LAWSON</b>	Lotus Elan Coupe Sprint
1 -	2:34.165	6 - 1:58.436
2 -	2:04.611	7 - 1:57.712
3 -	2:01.870	8 - 1:56.246
4 -	1:58.209	9 - 1:56.182
5 -	1:59.960	10 - <b>1:55.379</b>
<b>76</b>	<b>David ERWIN</b>	Alfa Romeo 2000 GTV
1 -	3:52.212	6 - 2:20.155
2 -	2:24.109	7 - <b>2:19.895</b>
3 -	2:26.715	8 - 2:56.116
4 -	2:26.964	
5 -	2:20.304	

Car No's 48 & 96 need working transponders please. Reserves will be 61 & 96  
Weather / Track : Sunny / Dry

Brands Hatch  
Circuit Length = 2.6082 miles.  
Start: 09:28 End: 09:48

## HSCC 70s Road Sports for the Wesprey Castings Trophy QUALIFYING - LAP ANALYSIS

(contd.)


<b>77</b>	<b>Andrew SHARP</b>	Porsche 928
1 -	2:29.747	6 - 2:13.188
2 -	2:01.315	7 - <b>1:53.311</b>
3 -	1:56.065	8 - 1:55.562
4 -	1:55.229	9 - 1:53.873
5 -	1:55.109	10 - 1:56.295
<b>78</b>	<b>Mark DUDLEY</b>	Alfa Romeo GTV
1 -	3:28.054	6 - <b>2:11.585</b>
2 -	2:21.448	7 - 2:13.934
3 -	2:15.444	8 - 2:13.046
4 -	2:13.357	9 - 2:23.915
5 -	2:18.314	
<b>80</b>	<b>David LANE</b>	Jensen Healey
1 -	3:41.991	6 - 2:13.546
2 -	2:14.981	7 - <b>2:10.529</b>
3 -	2:11.651	8 - 2:13.806
4 -	2:13.776	9 - 2:17.484
5 -	2:17.127	
<b>96</b>	<b>Nigel BARNETT</b>	Ford Capri
1 -	2:36.062	6 - <b>1:59.014</b>
2 -	2:04.798	7 - 2:00.430
3 -	2:05.128	8 - 2:01.301
4 -	2:02.281	9 - 2:02.927
5 -	2:03.277	10 - 1:59.496

# HSCC 70s Road Sports for the Wesprey Castings Trophy

## GRID - RACE 2

ROW 19	2:11.585	78	DUDLEY	2:19.895	76	ERWIN
ROW 18	2:10.529	80	LANE	2:11.193	69	HEAD
ROW 17	2:06.432	60	MARSHALL	2:10.517	10	ASHLEY
ROW 16	2:03.630	34	HUTCHISON	2:05.130	23	MORTON
ROW 15	2:01.768	65	COOKE	2:03.378	48	HARTNELL
ROW 14	1:59.730	57	OLDFIELD	2:00.549	63	ANSTEAD
ROW 13	1:59.517	33	FOSKETT	1:59.719	14	SHARMA
ROW 12	1:58.873	37	DAVIES	1:58.923	72	THOMASON
ROW 11	1:58.738	68	OVERTON	1:58.803	25	FINN
ROW 10	1:58.391	51	GAMMAGE	1:58.515	20	HILLON
ROW 9	1:57.315	64	ANDERSON	1:58.022	12	CONDLIFFE
ROW 8	1:55.905	8	DAY	1:56.422	42	BRAITHWAITE
ROW 7	1:54.880	3	CONWAY	1:55.379	73	LAWSON
ROW 6	1:54.090	31	BENNETT	1:54.744	15	McKELVEY
ROW 5	1:53.311	77	SHARP	1:53.533	44	HARPER
ROW 4	1:53.088	11	STOCKBRIDGE	1:53.298	40	BENTHAM
ROW 3	1:51.756	46	BAYNAM	1:51.883	9	BARTER
ROW 2	1:50.506	1	THORNE	1:51.054	54	HOLLAND
ROW 1	1:48.493	24	BARTER	1:50.203	38	JENKINS

POLE



Car No's 48 & 96 need working transponders please. Reserves will be 61 & 96

Weather / Track : Sunny / Dry

These results are provisional until the conclusion of any judicial and technical matters.

Brands Hatch

Circuit Length = 2.6082 miles.

Start: 09:28 End: 09:48

Clerk Of Course:	Stewards:	Timekeeper:
------------------	-----------	-------------

## HSCC 70s Road Sports for the Wesprey Castings Trophy

### RACE CLASSIFICATION - RACE 2

POS	NO	CL	NAME	NAT	CAR	TIME	LAPS	GAP	MPH	BEST
1	24	B	Charles BARTER		Datsun 240Z	21:10.449	10		73.96	1:49.198
2	1	A	Richard THORNE		Morgan Plus 8	21:19.470	10	9.021	73.43	1:50.544
3	46	B	Jim BAYNAM		TVR Tuscan V6	21:23.296	10	12.847	73.22	1:51.046
4	9	B	Julian BARTER		TVR 3000M	21:23.378	10	12.929	73.21	1:50.070
5	54	C	Chris HOLLAND		Lotus 7 S4	21:23.644	10	13.195	73.20	1:51.020
6	44	C	Alan HARPER		Lotus Elan S4	21:41.004	10	30.555	72.22	1:51.774
7	11	C	Rory STOCKBRIDGE		Lotus Europa	21:43.741	10	33.292	72.07	1:53.277
8	15	A	Philip McKELVEY		Morgan Plus 8	21:44.661	10	34.212	72.02	1:52.653
9	77	A	Andrew SHARP		Porsche 928	21:46.050	10	35.601	71.94	1:53.620
10	38	B	William JENKINS		Ferrari 308 GTB	21:46.130	10	35.681	71.94	1:50.476
11	31	A	Mark BENNETT		MGB GT V8	21:50.221	10	39.772	71.71	1:53.864
12	8	A	Neville DAY		Pontiac Firebird	21:58.412	10	47.963	71.27	1:54.984
13	3	A	Paul CONWAY		Morgan Plus 8	21:59.188	10	48.739	71.22	1:54.515
14	12	B	Neil CONDLIFFE		TVR 3000M	22:09.228	10	58.779	70.69	1:56.644
15	73	C	Richard LAWSON		Lotus Elan Coupe Sprint	22:10.579	10	1:00.130	70.61	1:57.180
16	64	A	Paul ANDERSON		Porsche 928	22:12.827	10	1:02.378	70.49	1:56.358
17	42	C	Bill BRAITHWAITE		Lotus Europa	22:19.686	10	1:09.237	70.13	1:55.833
18	51	B	Julian GAMMAGE		Triumph TR6	22:22.920	10	1:12.471	69.96	1:55.187
19	57	D2	Mark OLDFIELD		Alfa Romeo Alfetta GTV	22:22.942	10	1:12.493	69.96	1:55.666
20	25	D2	Will FINN		Alfa Romeo GTV 2000	22:27.341	10	1:16.892	69.74	1:56.711
21	72	D1	John THOMASON		Triumph Spitfire 1500	22:31.147	10	1:20.698	69.54	1:57.709
22	20	D2	John HILLON		Porsche 924	22:35.603	10	1:25.154	69.31	1:57.785
23	14	D1	Jai SHARMA		Lancia Fulvia	22:37.318	10	1:26.869	69.22	1:58.586
24	61	D2	Luke CLARK-BAGNALL		Triumph GT6 Mk3	22:38.731	10	1:28.282	69.15	1:56.183
25	65	D2	Steve COOKE		Triumph GT6 Mk3	23:06.230	10	1:55.781	67.78	2:00.236
26	48	D1	Guy HARTNELL		Lancia Fulvia HF	23:07.182	10	1:56.733	67.73	2:02.040
27	34	D2	Sarah HUTCHISON		Lancia Beta	23:09.857	10	1:59.408	67.60	2:03.223
28	60	D2	David MARSHALL		Lancia Beta Monte Carlo	21:26.070	9	1 LAP	65.76	2:05.709
29	10	D1	Nigel ASHLEY		Alfa Romeo GT Junior	21:32.023	9	1 LAP	65.45	2:07.400
30	78	D2	Mark DUDLEY		Alfa Romeo GTV	21:44.531	9	1 LAP	64.83	2:09.046
31	80	D2	David LANE		Jensen Healey	22:06.861	9	1 LAP	63.73	2:11.034
32	76	D2	David ERWIN		Alfa Romeo 2000 GTV	22:39.664	9	1 LAP	62.20	2:16.372

#### NOT CLASSIFIED

68	C	Chris OVERTON		Lotus 7 S4	20:05.532	9	D.N.F.	70.15	1:53.777
37	B	Ken DAVIES		Porsche 911E	10:37.298	4	D.N.F.	59.04	2:00.731
63	D1	Jeremy ANSTEAD		Fiat X19	10:41.318	4	D.N.F.	58.66	2:03.535
33	B	Clive FOSKETT		Datsun 240Z	10:41.650	4	D.N.F.	58.63	2:03.780
40	C	Howard BENTHAM		Lotus Elan	7:30.162	3	D.N.F.	62.72	1:56.624
69	D2	Peter HEAD		MGB	2:26.397	1	D.N.F.	64.60	2:26.397

#### FASTEST LAP

24	B	Charles BARTER		Datsun 240Z	1:49.198	5	85.98mph	138.38kph
1	A	Richard THORNE		Morgan Plus 8	1:50.544	7	84.93mph	136.69kph
54	C	Chris HOLLAND		Lotus 7 S4	1:51.020	6	84.57mph	136.11kph
57	D2	Mark OLDFIELD		Alfa Romeo Alfetta GTV	1:55.666	8	81.17mph	130.64kph
72	D1	John THOMASON		Triumph Spitfire 1500	1:57.709	7	79.76mph	128.37kph

Brands Hatch  
Circuit Length = 2.6082 miles.  
Start: 14:23 End: 14:44

Weather / Track : Cloudy / Dry  
These results are provisional until the conclusion of any judicial and technical matters.

Clerk Of Course:	Stewards:	Timekeeper:
------------------	-----------	-------------

# HSCC 70s Road Sports for the Wesprey Castings Trophy

## RACE CLASSIFICATION - RACE 2 - LAP CHART

Lap 1			Lap 2			Lap 3			Lap 4			Lap 5		
No	Behind	Laptime	No	Behind	Laptime	No	Behind	Laptime	No	Behind	Laptime	No	Behind	Laptime
1		1:58.572	24		1:49.555	24		3:08.962	24		3:12.968	24		1:49.198
24	0.136	1:58.708	1	1.626	1:51.317	1	1.476	3:08.812	1	2.242	3:13.734	1	5.288	1:52.244
46	2.976	2:01.548	46	5.872	1:52.587	46	2.338	3:05.428	46	3.083	3:13.713	46	5.931	1:52.046
9	3.496	2:02.068	9	6.096	1:52.291	9	3.249	3:06.115	9	5.755	3:15.474	9	6.627	1:50.070
54	4.044	2:02.616	54	6.566	1:52.213	54	4.595	3:06.991	54	6.208	3:14.581	54	8.391	1:51.381
44	5.127	2:03.699	44	7.522	1:52.086	44	5.446	3:06.886	44	6.792	3:14.314	44	9.368	1:51.774
15	5.470	2:04.042	15	8.432	1:52.653	15	6.686	3:07.216	15	7.572	3:13.854	15	11.699	1:53.325
11	6.519	2:05.091	11	10.211	1:53.383	11	7.579	3:06.330	11	8.260	3:13.649	11	12.339	1:53.277
31	7.349	2:05.921	77	12.654	1:54.743	77	8.786	3:05.094	77	9.712	3:13.894	77	14.134	1:53.620
77	7.602	2:06.174	31	14.100	1:56.442	31	9.619	3:04.481	31	10.356	3:13.705	31	19.065	1:57.907
8	7.923	2:06.495	8	14.814	1:56.582	8	10.479	3:04.627	8	10.891	3:13.380	3	20.777	1:56.730
73	10.060	2:08.632	3	16.884	1:55.575	3	11.384	3:03.462	3	13.245	3:14.829	8	20.795	1:59.102
3	11.000	2:09.572	73	18.295	1:57.926	73	11.935	3:02.602	73	13.909	3:14.942	73	22.255	1:57.544
40	11.865	2:10.437	40	18.798	1:56.624	12	12.586	3:00.770	12	15.389	3:15.771	12	23.612	1:57.421
12	13.057	2:11.629	12	20.778	1:57.412	42	13.472	3:00.747	42	17.444	3:16.940	42	24.550	1:56.304
42	14.068	2:12.640	42	21.687	1:57.310	68	14.752	3:01.628	68	18.097	3:16.313	68	24.955	1:56.056
68	14.575	2:13.147	68	22.086	1:57.202	64	16.093	3:02.479	64	19.528	3:16.403	64	27.465	1:57.135
20	15.312	2:13.884	64	22.576	1:56.607	20	17.620	3:00.574	20	21.252	3:16.600	38	30.128	1:53.566
64	15.660	2:14.232	20	26.008	2:00.387	25	18.940	3:01.234	25	22.830	3:16.858	20	31.091	1:59.037
72	16.440	2:15.012	25	26.668	1:59.572	72	20.512	3:02.006	72	24.501	3:16.957	25	31.385	1:57.753
25	16.787	2:15.359	72	27.468	2:00.719	38	21.869	3:02.480	38	25.760	3:16.859	72	35.399	2:00.096
37	17.620	2:16.192	38	28.351	1:55.667	37	22.936	3:03.238	37	27.105	3:17.137	57	36.497	1:57.202
63	18.588	2:17.160	37	28.660	2:00.731	14	23.977	3:03.520	14	28.017	3:17.008	14	37.812	1:58.993
33	19.015	2:17.587	14	29.419	2:00.027	57	24.946	3:03.505	57	28.493	3:16.515	51	44.086	2:01.083
14	19.083	2:17.655	57	30.403	2:00.213	63	26.136	3:02.666	63	31.125	3:17.957	61	50.031	2:03.218
57	19.881	2:18.453	63	32.432	2:03.535	33	27.125	3:02.983	33	31.457	3:17.300	65	50.056	2:04.362
65	20.617	2:19.189	33	33.104	2:03.780	51	27.925	3:03.426	51	32.201	3:17.244	34	51.091	2:03.977
61	20.918	2:19.490	51	33.461	2:00.838	65	28.987	3:03.411	65	34.892	3:18.873	48	53.500	2:04.507
51	22.314	2:20.886	65	34.538	2:03.612	61	30.232	3:04.345	61	36.011	3:18.747	60	58.201	2:07.159
38	22.375	2:20.947	61	34.849	2:03.622	40	32.937	3:23.101P	34	36.312	3:17.687	10	1:00.304	2:08.770
48	22.871	2:21.443	34	38.131	2:04.143	34	31.593	3:02.424	48	38.191	3:17.353	78	1:03.801	2:10.431
34	23.679	2:22.251	48	38.879	2:05.699	48	33.806	3:03.889	60	40.240	3:17.642	80	1:10.454	2:13.851
10	26.528	2:25.100	60	42.724	2:05.709	60	35.566	3:01.804	10	40.732	3:17.056	76	1:18.034	2:20.315
60	26.706	2:25.278	10	46.016	2:09.179	10	36.644	2:59.590	78	42.568	3:17.036			
69	27.825	2:26.397	78	55.521	2:13.822	78	38.500	2:51.941	80	45.801	3:10.852			
80	29.033	2:27.605	80	58.648	2:19.306	80	47.917	2:58.231	76	46.917	3:11.016			
78	31.390	2:29.962	76	1:02.322	2:18.251	76	48.869	2:55.509						
76	33.762	2:32.334												



## HSCC 70s Road Sports for the Wesprey Castings Trophy

### RACE CLASSIFICATION - RACE 2 - LAP CHART

(contd.)

Lap 6			Lap 7			Lap 8			Lap 9			Lap 10		
No	Behind	Laptime	No	Behind	Laptime	No	Behind	Laptime	No	Behind	Laptime	No	Behind	Laptime
24		1:50.121	24		1:49.596	24		1:50.299	24		1:50.724	24		1:50.318
1	6.205	1:51.038	1	7.153	1:50.544	80	1 LAP	2:13.309	10	1 LAP	2:08.441	1	9.021	1:51.696
46	7.019	1:51.209	46	8.469	1:51.046	1	7.400	1:50.546	1	7.643	1:50.967	46	12.847	1:52.784
9	7.488	1:50.982	9	9.072	1:51.180	46	9.698	1:51.528	46	10.381	1:51.407	9	12.929	1:52.585
54	9.290	1:51.020	54	10.798	1:51.104	9	10.251	1:51.478	9	10.662	1:51.135	54	13.195	1:51.303
44	11.985	1:52.738	44	16.217	1:53.828	54	11.703	1:51.204	54	12.210	1:51.231	60	1 LAP	2:07.245
15	15.010	1:53.432	11	20.385	1:54.413	44	20.491	1:54.573	78	1 LAP	2:11.499	10	1 LAP	2:08.802
11	15.568	1:53.350	15	20.848	1:55.434	76	1 LAP	2:20.425	44	24.916	1:55.149	44	30.555	1:55.957
77	18.875	1:54.862	77	23.566	1:54.287	15	25.166	1:54.617	15	28.726	1:54.284	11	33.292	1:54.646
31	23.357	1:54.413	31	27.625	1:53.864	11	26.194	1:56.108	11	28.964	1:53.494	78	1 LAP	2:09.046
8	26.506	1:55.832	8	32.684	1:55.774	77	27.465	1:54.198	77	31.331	1:54.590	15	34.212	1:55.804
3	28.005	1:57.349	38	34.601	1:52.968	31	31.269	1:53.943	80	1 LAP	2:17.956	77	35.601	1:54.588
73	29.992	1:57.858	3	34.755	1:56.346	38	35.716	1:51.414	31	35.412	1:54.867	38	35.681	1:50.531
12	30.250	1:56.759	68	37.995	1:56.725	8	38.149	1:55.764	38	35.468	1:50.476	31	39.772	1:54.678
68	30.866	1:56.032	73	38.528	1:58.132	3	40.041	1:55.585	8	43.297	1:55.872	8	47.963	1:54.984
38	31.229	1:51.222	12	39.123	1:58.469	68	41.473	1:53.777	3	44.542	1:55.225	3	48.739	1:54.515
64	35.284	1:57.940	64	42.651	1:56.963	12	45.468	1:56.644	68	45.401	1:54.652	80	1 LAP	2:14.717
25	42.223	2:00.959	42	50.415	1:57.202	73	46.254	1:58.025	12	52.415	1:57.671	12	58.779	1:56.682
42	42.809	2:08.380	25	51.386	1:58.759	64	48.710	1:56.358	73	53.268	1:57.738	73	1:00.130	1:57.180
72	43.989	1:58.711	72	52.102	1:57.709	42	56.934	1:56.818	64	55.471	1:57.485	64	1:02.378	1:57.225
57	44.370	1:57.994	57	52.662	1:57.888	25	57.798	1:56.711	76	1 LAP	2:26.647	42	1:09.237	1:57.512
20	45.437	2:04.467	20	53.626	1:57.785	57	58.029	1:55.666	42	1:02.043	1:55.833	51	1:12.471	1:55.661
14	46.479	1:58.788	14	55.469	1:58.586	72	1:02.133	2:00.330	57	1:05.255	1:57.950	57	1:12.493	1:57.556
51	50.931	1:56.966	51	56.522	1:55.187	51	1:02.532	1:56.309	25	1:07.030	1:59.956	25	1:16.892	2:00.180
61	58.294	1:58.384	61	1:08.077	1:59.379	20	1:02.803	1:59.476	51	1:07.128	1:55.320	72	1:20.698	2:00.074
65	1:00.171	2:00.236	65	1:11.225	2:00.650	14	1:09.332	2:04.162	72	1:10.942	1:59.533	20	1:25.154	2:03.352
34	1:04.478	2:03.508	34	1:18.105	2:03.223	61	1:15.935	1:58.157	20	1:12.120	2:00.041	14	1:26.869	1:59.325
48	1:05.419	2:02.040	48	1:18.790	2:02.967	65	1:23.942	2:03.016	14	1:17.862	1:59.254	61	1:28.282	1:56.183
60	1:14.234	2:06.154	60	1:30.975	2:06.337	34	1:31.327	2:03.521	61	1:22.417	1:57.206	76	1 LAP	2:18.795
10	1:17.868	2:07.685	10	1:35.672	2:07.400	48	1:32.026	2:03.535	65	1:41.925	2:08.707	65	1:55.781	2:04.174
78	1:24.481	2:10.801	78	1:44.878	2:09.993	60	1:49.418	2:08.742	34	1:44.220	2:03.617	48	1:56.733	2:02.200
80	1:31.367	2:11.034							48	1:44.851	2:03.549	34	1:59.408	2:05.506
76	1:44.285	2:16.372												

Weather / Track : Cloudy / Dry

Brands Hatch  
Circuit Length = 2.6082 miles.  
Start: 14:23 End: 14:44

## Group C - GTP QUALIFYING - RACE 3 - 2nd AMENDED

POS	NO	CL	NAME	NAT	CAR	TIME	LAPS	GAP	MPH
1	21	GP1	David MERCER		Spice SE90C	1:20.459	13		116.69
2	27	GP1	Charlie AGG		Nissan R90CK	1:22.024	9	1.565	114.47
3	60	GP1	Justin LAW		Jaguar XJR10	1:22.345	16	1.886	114.02
4	4	GP1	Gary PEARSON		Jaguar XJR11	1:22.563	12	2.104	113.72
5	12	GP1	Jim MULLEN		Spice GTP	1:23.742	18	3.283	112.12
6	17	GP1	Nigel JAMES		Porsche 962C	1:23.744	12	3.285	112.12
7	2	GP1	Richard EYRE		Jaguar XJR16	1:25.281	14	4.822	110.10
8	14	GP1	Henry PEARMAN		Porsche 962	1:26.110	18	5.651	109.04
9	38	GP1	Wil ARIF		Jaguar XJ12LM	1:29.487	2	9.028	104.92
10	31	GP5	Michael CHRISTOPHER		Prosport LM3000	1:30.200	8	9.741	104.09
11	8	GP1	Peter McLAUGHLIN		Spice SE90	1:30.663	18	10.204	103.56
12	29	GP1	Martyn EYRE		Gebhardt Cosworth	1:30.921	11	10.462	103.27
13	82	GP1	Jenna BRORSSON		Porsche 962	1:31.539	15	11.080	102.57
14	133	GP1	Jim GRAHAM		Porsche 962C	1:31.982	11	11.523	102.08
15	28	GP1	Richard ODDIE		Argo Chevrolet JM20C	1:32.514	17	12.055	101.49
16	19	GP1	John EDWARDS		Argo JMC 19	1:33.116	10	12.657	100.83
17	32	GP1	Nick RINI		Jaguar XJR12D	1:33.218	16	12.759	100.72
18	88	GP1	Nick RANDALL		Nissan NTP1GTP	1:34.449	2	13.990	99.41
19	16	GP4	Peter SCHLEIFER		March Chevrolet 84G	1:35.918	8	15.459	97.89
20	42	GP5	Per-Olof THUNBERG		Porsche 935	1:37.720	13	17.261	96.08
21	37	GP4	Richard BATEMAN		Tiga Rover GC287	1:42.772	16	22.313	91.36
22	103	GP4	Duncan McKAY		Bardon Ford DB2	1:45.889	8	25.430	88.67
23	51	GP1	Michael SCHUSTER		Argo Judd JM19	2:16.734	2	56.275	68.67

Weather / Track : Cloudy / Dry

These results are provisional until the conclusion of any judicial and technical matters.

Brands Hatch

Circuit Length = 2.6082 miles.

Start: 09:55 End: 10:25

Clerk Of Course:	Stewards:	Timekeeper:
------------------	-----------	-------------

## Group C - GTP QUALIFYING - LAP ANALYSIS

<b>2</b>	<b>Richard EYRE</b>	Jaguar XJR16			
1 -	3:07.480	6 -	1:26.269	11 -	1:26.203
2 -	1:39.936	7 -	1:30.104	12 -	1:25.502
3 -	1:30.210	8 -	5:16.920P	13 -	<b>1:25.281</b>
4 -	1:30.648	9 -	1:36.376	14 -	1:26.220
5 -	1:27.540	10 -	1:27.856		
<b>4</b>	<b>Gary PEARSON</b>	Jaguar XJR11			
1 -	X:00.000	6 -	1:24.198	11 -	1:22.839
2 -	1:25.582	7 -	1:22.782	12 -	<b>1:22.563</b>
3 -	1:26.450	8 -	1:25.344		
4 -	3:46.616P	9 -	1:22.983		
5 -	1:37.793	10 -	1:23.152		
<b>8</b>	<b>Peter McLAUGHLIN</b>	Spice SE90			
1 -	4:26.436	6 -	1:35.080	11 -	1:32.942
2 -	1:39.785	7 -	1:35.816	12 -	1:33.082
3 -	1:41.913	8 -	1:35.684	13 -	1:32.210
4 -	1:39.125	9 -	1:32.941	14 -	1:32.272
5 -	1:36.654	10 -	1:33.491	15 -	1:34.150
<b>12</b>	<b>Jim MULLEN</b>	Spice GTP			
1 -	5:10.585	6 -	1:26.311	11 -	1:24.391
2 -	1:32.147	7 -	1:31.018	12 -	1:27.732
3 -	1:31.819	8 -	1:28.409	13 -	1:27.739
4 -	1:28.141	9 -	1:26.612	14 -	1:28.962
5 -	1:30.950	10 -	1:27.588	15 -	1:25.812
<b>14</b>	<b>Henry PEARMAN</b>	Porsche 962			
1 -	1:59.815	6 -	1:29.246	11 -	1:26.364
2 -	1:38.601	7 -	1:34.319	12 -	3:58.030P
3 -	1:38.643	8 -	1:27.109	13 -	1:39.019
4 -	1:31.290	9 -	1:29.105	14 -	1:28.766
5 -	1:30.589	10 -	1:30.892	15 -	1:29.614
<b>16</b>	<b>Peter SCHLEIFER</b>	March Chevrolet 84G			
1 -	3:00.238	6 -	1:57.941		
2 -	<b>1:35.918</b>	7 -	1:42.580		
3 -	1:37.078	8 -	1:41.369		
4 -	1:37.664				
5 -	X:00.000P				

## Group C - GTP QUALIFYING - LAP ANALYSIS

(contd.)

<b>17</b>	<b>Nigel JAMES</b>	Porsche 962C			
1 -	2:46.812	6 -	1:31.413	11 -	<b>1:23.744</b>
2 -	1:30.937	7 -	1:24.673	12 -	1:25.090
3 -	8:53.472P	8 -	1:25.603		
4 -	1:47.764	9 -	1:24.883		
5 -	1:26.239	10 -	1:32.035		
<b>19</b>	<b>John EDWARDS</b>	Argo JMC 19			
1 -	5:50.015	6 -	1:34.810		
2 -	1:43.577	7 -	1:34.898		
3 -	1:38.018	8 -	<b>1:33.116</b>		
4 -	3:10.481P	9 -	1:34.790		
5 -	1:40.827	10 -	1:33.713		
<b>21</b>	<b>David MERCER</b>	Spice SE90C			
1 -	5:07.266	6 -	1:23.841	11 -	1:22.843
2 -	1:44.889	7 -	1:28.198	12 -	1:22.888
3 -	1:32.807	8 -	6:04.072P	13 -	<b>1:20.459</b>
4 -	1:27.803	9 -	1:38.853		
5 -	1:26.227	10 -	1:22.906		
<b>27</b>	<b>Charlie AGG</b>	Nissan R90CK			
1 -	1:55.167	6 -	1:56.390		
2 -	1:27.031	7 -	1:23.474		
3 -	1:23.756	8 -	1:22.398		
4 -	1:22.050	9 -	<b>1:22.024</b>		
5 -	X:00.000P				
<b>28</b>	<b>Richard ODDIE</b>	Argo Chevrolet JM20C			
1 -	2:53.414	6 -	3:42.346P	11 -	1:34.815
2 -	1:47.073	7 -	1:48.707	12 -	1:35.925
3 -	1:40.268	8 -	1:33.610	13 -	1:35.780
4 -	1:38.234	9 -	1:33.396	14 -	1:34.769
5 -	1:35.362	10 -	1:35.932	15 -	<b>1:32.514</b>
<b>29</b>	<b>Martyn EYRE</b>	Gebhardt Cosworth			
1 -	4:10.529	6 -	1:33.531	11 -	<b>1:30.921</b>
2 -	1:42.569	7 -	1:33.683		
3 -	1:38.724	8 -	1:31.929		
4 -	1:35.402	9 -	1:32.695		
5 -	1:34.950	10 -	1:32.161		

## Group C - GTP QUALIFYING - LAP ANALYSIS

(contd.)


<b>31</b>	<b>Michael CHRISTOPHER</b>	Prospert LM3000			
	1 - 5:37.507	6 - 1:34.329			
	2 - 1:32.589	7 - 1:32.022			
	3 - 1:30.925	8 - 1:30.486			
	4 - <b>1:30.200</b>				
	5 - 1:32.363				
<b>32</b>	<b>Nick RINI</b>	Jaguar XJR12D			
	1 - 4:12.134	6 - 1:35.543	11 - 1:33.781	16 - 4:11.316P	
	2 - 1:53.766	7 - 1:40.527	12 - 1:33.750		
	3 - 1:41.837	8 - 1:34.839	13 - 1:33.786		
	4 - 1:38.707	9 - 1:34.451	14 - 1:33.789		
	5 - 1:36.584	10 - 1:33.749	15 - <b>1:33.218</b>		
<b>37</b>	<b>Richard BATEMAN</b>	Tiga Rover GC287			
	1 - 3:56.673	6 - 1:45.974	11 - 1:47.215	16 - <b>1:42.772</b>	
	2 - 2:08.238	7 - 1:46.824	12 - 1:45.929		
	3 - 1:54.128	8 - 1:44.961	13 - 1:44.372		
	4 - 1:46.565	9 - 1:44.808	14 - 1:43.970		
	5 - 1:48.369	10 - 1:44.897	15 - 1:42.987		
<b>38</b>	<b>Derek HOOD</b>	Jaguar XJ12LM			
	1 - 1:54.153				
	2 - <b>1:29.487</b>				
<b>42</b>	<b>Per-Olof THUNBERG</b>	Porsche 935			
	1 - 3:52.208	6 - 1:39.549	11 - 1:39.249		
	2 - 1:43.988	7 - 1:40.472	12 - 1:38.724		
	3 - 1:42.553	8 - 1:43.900	13 - 1:37.796		
	4 - 1:38.796	9 - 1:38.767			
	5 - <b>1:37.720</b>	10 - 1:39.910			
<b>51</b>	<b>Michael SCHUSTER</b>	Argo Judd JM19			
	1 - 7:26.129				
	2 - <b>2:16.734</b>				

## Group C - GTP QUALIFYING - LAP ANALYSIS

(contd.)

<b>60</b>	<b>Justin LAW</b>	Jaguar XJR10
1 - 6:31.627	6 - 4:37.593P	11 - 1:28.258 16 - 1:22.806
2 - 1:28.312	7 - 1:35.344	12 - 1:24.872
3 - 1:28.568	8 - 1:25.124	13 - 1:24.058
4 - 1:29.552	9 - 1:24.772	14 - 1:23.145
5 - 1:25.863	10 - 1:26.944	15 - <b>1:22.345</b>
<b>82</b>	<b>Jenna BRORSSON</b>	Porsche 962
1 - 6:41.437	6 - 1:35.835	11 - 1:33.756
2 - 1:46.822	7 - 1:34.375	12 - 1:35.340
3 - 1:37.959	8 - 1:38.564	13 - 3:26.358P
4 - 1:34.907	9 - 1:35.252	14 - 1:45.026
5 - 1:34.174	10 - 1:33.526	15 - <b>1:31.539</b>
<b>88</b>	<b>Chris RANDALL</b>	Nissan NTP1GTP
1 - 5:50.231		
2 - <b>1:34.449</b>		
<b>103</b>	<b>Duncan McKAY</b>	Bardon Ford DB2
1 - X:00.000	6 - <b>1:45.889</b>	
2 - 1:53.483	7 - 1:49.442	
3 - 1:49.288	8 - 1:52.794	
4 - 5:08.814P		
5 - 1:59.947		
<b>133</b>	<b>Jim GRAHAM</b>	Porsche 962C
1 - X:00.000	6 - 2:07.866P	11 - 1:33.294
2 - 1:40.337	7 - 1:43.570	
3 - 1:34.236	8 - 3:44.212P	
4 - 1:32.899	9 - 1:55.725	
5 - <b>1:31.982</b>	10 - 1:39.264	

**Group C - GTP**  
**GRID - RACE 3 - 2nd AMENDED**

ROW 12	2:16.734 51 SCHUSTER	
ROW 11	1:42.772 37 BATEMAN	1:45.889 103 McKAY
ROW 10	1:35.918 16 SCHLEIFER	1:37.720 42 THUNBERG
ROW 9	1:33.218 32 RINI	1:34.449 88 RANDALL
ROW 8	1:32.514 28 ODDIE	1:33.116 19 EDWARDS
ROW 7	1:31.539 82 BRORSSON	1:31.982 133 GRAHAM
ROW 6	1:30.663 8 McLAUGHLIN	1:30.921 29 EYRE
ROW 5	1:29.487 38 ARIF	1:30.200 31 CHRISTOPHER
ROW 4	1:25.281 2 EYRE	1:26.110 14 PEARMAN
ROW 3	1:23.742 12 MULLEN	1:23.744 17 JAMES
ROW 2	1:22.345 60 LAW	1:22.563 4 PEARSON
ROW 1	1:20.459 21 MERCER	1:22.024 27 AGG
<b>POLE</b>		
		

Weather / Track : Cloudy / Dry  
 These results are provisional until the conclusion of any judicial and technical matters.

Brands Hatch  
 Circuit Length = 2.6082 miles.  
 Start: 09:55 End: 10:25

Clerk Of Course:	Stewards:	Timekeeper:
------------------	-----------	-------------

## Group C - GTP

### RACE CLASSIFICATION - RACE 3

POS	NO	CL	NAME	NAT	CAR	TIME	LAPS	GAP	MPH	BEST
1	21	GP1	David MERCER		Spice SE90C	30:38.408	22		112.40	1:21.619
2	4	GP1	Gary PEARSON		Jaguar XJR11	30:44.388	22	5.980	112.03	1:21.871
3	17	GP1	Nigel JAMES		Porsche 962C	31:41.810	22	1:03.402	108.65	1:24.506
4	2	GP1	Richard EYRE		Jaguar XJR16	31:10.595	21	1 LAP	105.44	1:25.419
5	12	GP1	Jim MULLEN		Spice GTP	31:14.392	21	1 LAP	105.23	1:27.436
6	14	GP1	Henry PEARMAN		Porsche 962	31:20.000	21	1 LAP	104.91	1:27.533
7	133	GP1	Jim GRAHAM		Porsche 962C	30:44.659	20	2 LAPS	101.83	1:28.368
8	8	GP1	Peter McLAUGHLIN		Spice SE90	30:48.469	20	2 LAPS	101.62	1:28.804
9	19	GP1	John EDWARDS		Argo JMC 19	31:28.786	20	2 LAPS	99.46	1:31.552
10	28	GP1	Richard ODDIE		Argo Chevrolet JM20C	31:32.060	20	2 LAPS	99.28	1:31.663
11	16	GP4	Peter SCHLEIFER		March Chevrolet 84G	32:00.831	20	2 LAPS	97.80	1:34.079
12	31	GP5	Michael CHRISTOPHER		Prospert LM3000	30:48.560	19	3 LAPS	96.54	1:32.278
13	32	GP1	Nick RINI		Jaguar XJR12D	31:22.663	19	3 LAPS	94.79	1:34.331
14	42	GP5	Per-Olof THUNBERG		Porsche 935	31:43.635	19	3 LAPS	93.75	1:37.707
15	51	GP1	Michael SCHUSTER		Argo Judd JM19	28:19.028	18	4 LAPS	99.51	1:29.337
16	103	GP4	Duncan McKAY		Bardon Ford DB2	31:32.152	18	4 LAPS	89.35	1:42.119
17	37	GP4	Richard BATEMAN		Tiga Rover GC287	31:33.878	18	4 LAPS	89.27	1:42.444
NOT CLASSIFIED										
	27	GP1	Charlie AGG		Nissan R90CK	4:12.438	3	D.N.F.	111.85	1:22.800
	60	GP1	Justin LAW		Jaguar XJR10	4:16.689	3	D.N.F.	110.00	1:24.306
	82	GP1	Jenna BRORSSON		Porsche 962	3:06.257	2	D.N.F.	101.18	1:30.826
FASTEST LAP										
	21	GP1	David MERCER		Spice SE90C	1:21.619	11	115.04mph		185.14kph
	31	GP5	Michael CHRISTOPHER		Prospert LM3000	1:32.278	2	101.75mph		163.75kph
	16	GP4	Peter SCHLEIFER		March Chevrolet 84G	1:34.079	11	99.80mph		160.62kph

Weather / Track : Cloudy / Dry

These results are provisional until the conclusion of any judicial and technical matters.

Brands Hatch

Circuit Length = 2.6082 miles.

Start: 15:03 End: 15:33

Clerk Of Course:	Stewards:	Timekeeper:



**Group C - GTP**  
**RACE CLASSIFICATION - RACE 3 - LAP CHART**

Lap 1			Lap 2			Lap 3			Lap 4			Lap 5		
No	Behind	Laptime	No	Behind	Laptime	No	Behind	Laptime	No	Behind	Laptime	No	Behind	Laptime
21		1:26.664	27		1:22.819	27		1:22.800	21		1:22.397	21		1:24.670
27	0.155	1:26.819	21	1.679	1:24.653	21	1.776	1:22.897	4	3.314	1:25.074	4	3.761	1:25.117
4	0.535	1:27.199	4	2.100	1:24.539	4	2.413	1:23.113	17	8.584	1:26.661	17	14.011	1:30.097
60	1.213	1:27.877	60	2.545	1:24.306	60	4.251	1:24.506	12	27.119	1:33.307	37	1 LAP	1:48.158
17	2.639	1:29.303	17	4.390	1:24.725	17	6.096	1:24.506	14	29.585	1:32.643	103	1 LAP	1:48.181
12	5.815	1:32.479	12	11.692	1:28.851	12	17.985	1:29.093	31	39.852	1:34.042	12	32.693	1:30.244
14	8.121	1:34.785	14	14.223	1:29.076	14	21.115	1:29.692	8	40.226	1:33.582	14	34.807	1:29.892
82	8.767	1:35.431	82	16.619	1:30.826	31	29.983	1:33.922	2	49.200	1:31.115	8	50.228	1:34.672
31	9.557	1:36.221	31	18.861	1:32.278	8	30.817	1:33.097	133	49.240	1:36.057	2	52.299	1:27.769
8	11.534	1:38.198	8	20.520	1:31.960	133	37.356	1:34.784	19	52.378	1:37.669	133	58.092	1:33.522
19	13.373	1:40.037	133	25.372	1:33.947	19	38.882	1:36.300	28	54.453	1:36.795	51	1:04.053	1:34.087
133	14.399	1:41.063	19	25.382	1:34.983	28	41.831	1:37.033	51	54.636	1:33.627	19	1:05.547	1:37.839
28	15.817	1:42.481	28	27.598	1:34.755	2	42.258	1:31.545	16	58.050	1:37.537	31	1:06.561	1:51.379
42	17.633	1:44.297	16	30.522	1:35.648	16	44.686	1:36.964	42	1:07.541	1:40.065	28	1:06.817	1:37.034
16	17.848	1:44.512	42	33.100	1:38.441	51	45.182	1:34.704	32	1:23.041	1:44.172	16	1:09.253	1:35.873
32	18.684	1:45.348	51	33.278	1:35.763	42	51.649	1:41.349				42	1:22.613	1:39.742
51	20.489	1:47.153	2	33.513	1:32.915	32	1:03.042	1:42.816						
2	23.572	1:50.236	32	43.026	1:47.316	37	1:15.754	1:47.550						
103	29.558	1:56.222	37	51.004	1:44.194	103	1:17.616	1:47.098						
37	29.784	1:56.448	103	53.318	1:46.734									

**Group C - GTP**  
**RACE CLASSIFICATION - RACE 3 - LAP CHART**  
 (contd.)

Lap 6			Lap 7			Lap 8			Lap 9			Lap 10		
No	Behind	Laptime	No	Behind	Laptime	No	Behind	Laptime	No	Behind	Laptime	No	Behind	Laptime
21		1:23.855	21		1:23.662	21		1:24.524	21		1:23.027	21		1:25.357
4	2.845	1:22.939	4	1.902	1:22.719	4	1.979	1:24.601	133	1 LAP	1:32.705	4	0.932	1:25.193
17	16.918	1:26.762	42	1 LAP	1:41.115	19	1 LAP	1:35.885	4	1.096	1:22.144	8	1 LAP	1:34.546
32	1 LAP	1:43.142	17	18.889	1:25.633	28	1 LAP	1:34.906	19	1 LAP	1:32.957	51	1 LAP	1:32.197
37	1 LAP	1:45.622	32	1 LAP	1:38.495	31	1 LAP	1:34.465	28	1 LAP	1:33.670	133	1 LAP	1:35.037
103	1 LAP	1:44.760	12	44.091	1:29.884	16	1 LAP	1:36.813	31	1 LAP	1:34.057	103	2 LAPS	1:44.300
12	37.869	1:29.031	14	45.653	1:29.189	17	20.457	1:26.092	16	1 LAP	1:34.459	37	2 LAPS	1:45.711
14	40.126	1:29.174	37	1 LAP	1:44.271	42	1 LAP	1:39.761	17	23.595	1:26.165	19	1 LAP	1:32.169
2	56.711	1:28.267	103	1 LAP	1:43.975	32	1 LAP	1:37.484	42	1 LAP	1:38.834	28	1 LAP	1:32.429
8	1:00.158	1:33.785	2	1:00.543	1:27.494	12	47.274	1:27.707	12	53.490	1:29.243	17	24.798	1:26.560
133	1:07.082	1:32.845	8	1:08.896	1:32.400	14	48.905	1:27.776	14	54.730	1:28.852	31	1 LAP	1:34.473
51	1:11.431	1:31.233	133	1:14.886	1:31.466	2	1:04.732	1:28.713	32	1 LAP	1:35.545	16	1 LAP	1:36.556
19	1:16.274	1:34.582	51	1:17.106	1:29.337	8	1:18.117	1:33.745	2	1:08.521	1:26.816	12	58.704	1:30.571
28	1:17.988	1:35.026				103	1 LAP	1:45.201				14	59.279	1:29.906
31	1:19.956	1:37.250				37	1 LAP	1:46.374				42	1 LAP	1:39.979
16	1:21.217	1:35.819				51	1:22.443	1:29.861				32	1 LAP	1:34.331
												2	1:09.221	1:26.057

**Group C - GTP**  
**RACE CLASSIFICATION - RACE 3 - LAP CHART**  
 (contd.)

Lap 11			Lap 12			Lap 13			Lap 14			Lap 15		
No	Behind	Laptime	No	Behind	Laptime	No	Behind	Laptime	No	Behind	Laptime	No	Behind	Laptime
21		1:21.619	21		1:23.192	21		1:22.316	21		1:22.475	21		1:24.435
4	1.184	1:21.871	4	0.371	1:22.379	4	0.778	1:22.723	4	0.602	1:22.299	4	0.227	1:24.060
51	1 LAP	1:29.790	51	1 LAP	1:29.706	32	2 LAPS	1:36.691	37	3 LAPS	1:45.318	14	1 LAP	1:29.619
8	1 LAP	1:31.995	8	1 LAP	1:31.130	42	2 LAPS	1:41.379	2	1 LAP	1:30.670	2	1 LAP	1:26.657
133	1 LAP	1:31.475	133	1 LAP	1:30.124	51	1 LAP	1:29.917	32	2 LAPS	1:37.076	103	3 LAPS	1:43.310
17	31.208	1:28.029	17	33.621	1:25.605	8	1 LAP	1:28.804	42	2 LAPS	1:40.141	37	3 LAPS	1:42.982
19	1 LAP	1:35.033	19	1 LAP	1:32.263	133	1 LAP	1:31.072	51	1 LAP	1:32.864	17	40.863	1:26.240
28	1 LAP	1:37.177	28	1 LAP	1:32.284	17	36.159	1:24.854	17	39.058	1:25.374	32	2 LAPS	1:37.404
103	2 LAPS	1:45.688	31	1 LAP	1:33.366	19	1 LAP	1:31.717	8	1 LAP	1:33.697	51	1 LAP	1:32.163
31	1 LAP	1:34.072	16	1 LAP	1:34.079	28	1 LAP	1:33.277	133	1 LAP	1:30.539	8	1 LAP	1:31.602
37	2 LAPS	1:45.451	103	2 LAPS	1:44.063	31	1 LAP	1:33.517	19	1 LAP	1:33.118	42	2 LAPS	1:40.547
16	1 LAP	1:34.202	37	2 LAPS	1:43.378	16	1 LAP	1:34.772	28	1 LAP	1:32.511	133	1 LAP	1:30.913
12	1:04.898	1:27.813	12	1:09.280	1:27.574	12	1:17.134	1:30.170	31	1 LAP	1:37.164	19	1 LAP	1:31.552
14	1:06.015	1:28.355	14	1:10.356	1:27.533	14	1:18.462	1:30.422	16	1 LAP	1:34.353	28	1 LAP	1:33.521
2	1:16.634	1:29.032	2	1:18.946	1:25.504	103	2 LAPS	1:43.939	12	1:22.479	1:27.820			
42	1 LAP	1:39.899												
32	1 LAP	1:37.766												


**Group C - GTP**  
**RACE CLASSIFICATION - RACE 3 - LAP CHART**  
 (contd.)

Lap 16			Lap 17			Lap 18			Lap 19			Lap 20		
No	Behind	Laptime	No	Behind	Laptime	No	Behind	Laptime	No	Behind	Laptime	No	Behind	Laptime
21		1:22.946	21		1:21.693	21		1:22.057	21		1:24.841	21		1:22.718
4	2.384	1:25.103	4	3.209	1:22.518	4	4.771	1:23.619	4	3.291	1:23.361	4	4.714	1:24.141
12	1 LAP	1:30.584	28	2 LAPS	1:34.214	19	2 LAPS	1:34.198	51	2 LAPS	1:40.608	103	4 LAPS	1:43.736
14	1 LAP	1:29.963	12	1 LAP	1:27.629	28	2 LAPS	1:32.683	32	3 LAPS	1:37.156	37	4 LAPS	1:42.959
2	1 LAP	1:25.419	2	1 LAP	1:25.465	12	1 LAP	1:28.020	42	3 LAPS	1:39.996	32	3 LAPS	1:36.483
31	2 LAPS	1:42.063	14	1 LAP	1:29.250	2	1 LAP	1:26.579	19	2 LAPS	1:33.369	2	1 LAP	1:27.725
16	2 LAPS	1:39.900	16	2 LAPS	1:34.120	14	1 LAP	1:27.880	2	1 LAP	1:26.316	12	1 LAP	1:29.075
103	3 LAPS	1:42.119	31	2 LAPS	1:41.742	16	2 LAPS	1:34.182	12	1 LAP	1:28.539	51	2 LAPS	1:48.267
37	3 LAPS	1:42.444	17	48.274	1:25.959	31	2 LAPS	1:36.850	14	1 LAP	1:29.780	19	2 LAPS	1:35.650
17	44.008	1:26.091	103	3 LAPS	1:42.862	17	52.607	1:26.390	28	2 LAPS	1:34.834	14	1 LAP	1:27.946
51	1 LAP	1:32.743	37	3 LAPS	1:42.910	133	1 LAP	1:29.405	16	2 LAPS	1:34.570	42	3 LAPS	1:42.323
8	1 LAP	1:32.386	133	1 LAP	1:29.215	8	1 LAP	1:31.275	17	54.898	1:27.132	28	2 LAPS	1:31.663
133	1 LAP	1:31.624	8	1 LAP	1:30.789	103	3 LAPS	1:43.542	31	2 LAPS	1:39.612	17	58.114	1:25.934
32	2 LAPS	1:40.575	51	1 LAP	1:35.008	37	3 LAPS	1:43.592	133	1 LAP	1:29.458	16	2 LAPS	1:35.475
42	2 LAPS	1:38.382	32	2 LAPS	1:36.029				8	1 LAP	1:28.938	31	2 LAPS	1:39.473
19	1 LAP	1:32.382	42	2 LAPS	1:37.707							133	1 LAP	1:28.368

**Group C - GTP**  
**RACE CLASSIFICATION - RACE 3 - LAP CHART**  
 (contd.)

Lap 21			Lap 22			Lap 23			Lap 24			Lap 25		
No	Behind	Laptime	No	Behind	Laptime	No	Behind	Laptime	No	Behind	Laptime	No	Behind	Laptime
21		1:24.025	21		1:24.385									
8	2 LAPS	1:29.607	4	5.980	1:26.453									
4	3.912	1:23.223	133	2 LAPS	1:31.040									
2	1 LAP	1:30.382	8	2 LAPS	1:32.261									
12	1 LAP	1:29.322	31	3 LAPS	1:42.614									
32	3 LAPS	1:39.237	2	1 LAP	1:25.919									
14	1 LAP	1:27.883	12	1 LAP	1:27.436									
103	4 LAPS	1:44.036	14	1 LAP	1:30.384									
37	4 LAPS	1:43.722	32	3 LAPS	1:35.597									
19	2 LAPS	1:34.101	19	2 LAPS	1:32.982									
28	2 LAPS	1:33.138	28	2 LAPS	1:32.629									
42	3 LAPS	1:40.896	103	4 LAPS	1:42.386									
17	1:00.749	1:26.660	37	4 LAPS	1:42.794									
16	2 LAPS	1:35.891	17	1:03.402	1:27.038									
			42	3 LAPS	1:38.782									
			16	2 LAPS	1:35.106									

**Group C - GTP**  
**GRID - RACE 11 - AMENDED**

ROW 10	1:45.889 103 McKAY	2:16.734 51 SCHUSTER
ROW 9	1:37.720 42 THUNBERG	1:42.772 37 BATEMAN
ROW 8	1:33.218 32 RINI	1:35.918 16 SCHLEIFER
ROW 7	1:32.514 28 ODDIE	1:33.116 19 EDWARDS
ROW 6	1:30.921 29 EYRE	1:31.982 133 GRAHAM
ROW 5	1:30.200 31 CHRISTOPHER	1:30.663 8 McLAUGHLIN
ROW 4	1:25.281 2 EYRE	1:26.110 14 PEARMAN
ROW 3	1:23.742 12 MULLEN	1:23.744 17 JAMES
ROW 2	1:22.345 60 LAW	1:22.563 4 PEARSON
ROW 1	1:20.459 21 MERCER	1:22.024 27 AGG
<b>POLE</b>		
		

**Weather / Track : Cloudy / Wet**  
**These times are provisional until the conclusion of any judicial and technical matters.**

Brands Hatch GP  
 Circuit Length = 2.6082 miles.

Clerk Of Course:	Stewards:	Timekeeper:
------------------	-----------	-------------

## Group C - GTP

### RACE CLASSIFICATION - RACE 11

POS	NO	CL	NAME	NAT	CAR	TIME	LAPS	GAP	MPH	BEST
1	21	GP1	David MERCER		Spice SE90C	29:23.091	19		101.22	1:30.244
2	4	GP1	Gary PEARSON		Jaguar XJR11	29:23.246	19	0.155	101.21	1:26.718
3	60	GP1	Justin LAW		Jaguar XJR10	29:43.151	19	20.060	100.08	1:31.578
4	17	GP1	Nigel JAMES		Porsche 962C	30:27.634	19	1:04.543	97.65	1:34.161
5	12	GP1	Jim MULLEN		Spice GTP	29:42.087	18	1 LAP	94.87	1:34.340
6	32	GP1	Nick RINI		Jaguar XJR12D	30:12.334	18	1 LAP	93.29	1:35.946
7	31	GP5	Michael CHRISTOPHER		Prosport LM3000	30:27.099	18	1 LAP	92.54	1:38.479
8	14	GP1	Henry PEARMAN		Porsche 962	30:37.580	18	1 LAP	92.01	1:37.898
9	51	GP1	Michael SCHUSTER		Argo Judd JM19	30:38.720	18	1 LAP	91.95	1:37.419
10	8	GP1	Peter McLAUGHLIN		Spice SE90	29:39.972	17	2 LAPS	89.71	1:41.241
11	19	GP1	John EDWARDS		Argo JMC 19	29:51.035	17	2 LAPS	89.16	1:40.150
12	28	GP1	Richard ODDIE		Argo Chevrolet JM20C	30:15.224	17	2 LAPS	87.97	1:37.448
13	16	GP4	Peter SCHLEIFER		March Chevrolet 84G	29:54.750	16	3 LAPS	83.74	1:45.786
14	133	GP1	Jim GRAHAM		Porsche 962C	30:43.093	16	3 LAPS	81.54	1:41.069
15	37	GP4	Richard BATEMAN		Tiga Rover GC287	29:31.787	15	4 LAPS	79.53	1:53.797
16	42	GP5	Per-Olof THUNBERG		Porsche 935	30:07.876	15	4 LAPS	77.94	1:41.938
NOT CLASSIFIED										
2	GP1	Richard EYRE		Jaguar XJR16	23:31.870	12	D.N.F.	79.85	1:39.516	
29	GP1	Martyn EYRE		Gebhardt Cosworth	13:47.869	8	D.N.F.	90.81	1:40.054	
103	GP4	Duncan McKAY		Bardon Ford DB2		0	D.N.F.	N/A		
FASTEST LAP										
4	GP1	Gary PEARSON		Jaguar XJR11	1:26.718	19	108.27mph	174.25kph		
31	GP5	Michael CHRISTOPHER		Prosport LM3000	1:38.479	6	95.34mph	153.44kph		
16	GP4	Peter SCHLEIFER		March Chevrolet 84G	1:45.786	14	88.76mph	142.84kph		

Weather / Track : Cloudy / Drying

These results are provisional until the conclusion of any judicial and technical matters.

Brands Hatch

Circuit Length = 2.6082 miles.

Start: 15:16 End: 15:46

Clerk Of Course:	Stewards:	Timekeeper:
------------------	-----------	-------------

**Group C - GTP**  
**RACE CLASSIFICATION - RACE 11 - LAP CHART**

Lap 1			Lap 2			Lap 3			Lap 4			Lap 5		
No	Behind	Laptime	No	Behind	Laptime	No	Behind	Laptime	No	Behind	Laptime	No	Behind	Laptime
21		1:42.072	21		1:35.743	21		1:33.076	21		1:32.057	21		1:33.478
60	0.289	1:42.361	60	0.347	1:35.801	60	0.887	1:33.616	60	1.950	1:33.120	60	2.485	1:34.013
17	0.901	1:42.973	17	2.406	1:37.248	17	5.137	1:35.807	17	7.825	1:34.745	2	2 LAPS	4:28.098P
4	1.458	1:43.530	4	3.708	1:37.993	4	6.958	1:36.326	4	11.814	1:36.913	17	9.818	1:35.471
12	7.013	1:49.085	12	13.606	1:42.336	12	22.099	1:41.569	12	27.939	1:37.897	37	1 LAP	1:58.479
31	7.502	1:49.574	2	14.346	1:42.120	31	23.724	1:41.386	31	30.391	1:38.724	4	13.591	1:35.255
2	7.969	1:50.041	31	15.414	1:43.655	29	30.525	1:43.529	29	39.602	1:41.134	12	33.522	1:39.061
14	9.869	1:51.941	29	20.072	1:44.529	8	30.823	1:43.188	8	40.007	1:41.241	31	35.890	1:38.977
29	11.286	1:53.358	8	20.711	1:44.285	14	34.573	1:45.251	51	43.909	1:39.758	29	47.005	1:40.881
8	12.169	1:54.241	14	22.398	1:48.272	32	35.613	1:43.096	14	46.876	1:44.360	51	47.850	1:37.419
133	13.458	1:55.530	133	25.101	1:47.386	51	36.208	1:40.460	32	47.240	1:43.684	8	49.278	1:42.749
19	15.722	1:57.794	32	25.593	1:45.235	133	40.642	1:48.617	133	57.389	1:48.804	14	54.943	1:41.545
32	16.101	1:58.173	19	28.648	1:48.669	19	42.267	1:46.695	28	57.518	1:47.125	32	55.139	1:41.377
28	17.003	1:59.075	51	28.824	1:47.405	28	42.450	1:45.721	19	59.490	1:49.280	28	1:08.320	1:44.280
51	17.162	1:59.234	28	29.805	1:48.545	42	49.089	1:49.519	42	1:06.381	1:49.349	133	1:12.413	1:48.502
42	18.179	2:00.251	42	32.646	1:50.210	16	1:04.161	1:53.241	16	1:24.295	1:52.191	19	1:13.264	1:47.252
16	25.526	2:07.598	16	43.996	1:54.213	37	1:17.690	1:58.412				42	1:22.258	1:49.355
37	28.496	2:10.568	37	52.354	1:59.601									



**Group C - GTP**  
**RACE CLASSIFICATION - RACE 11 - LAP CHART**  
 (contd.)

Lap 6			Lap 7			Lap 8			Lap 9			Lap 10		
No	Behind	Laptime	No	Behind	Laptime	No	Behind	Laptime	No	Behind	Laptime	No	Behind	Laptime
21		1:32.081	21		1:33.064	21		1:31.068	21		1:30.244	21		1:33.791
60	3.739	1:33.335	60	2.253	1:31.578	60	5.601	1:34.416	60	8.712	1:33.355	14	1 LAP	1:41.023
17	12.975	1:35.238	42	1 LAP	1:50.899	19	1 LAP	1:48.168	17	21.862	1:34.161	8	1 LAP	1:44.169
16	1 LAP	1:54.495	17	14.680	1:34.769	17	17.945	1:34.333	4	23.367	1:31.803	60	8.015	1:33.094
4	18.221	1:36.711	4	19.731	1:34.574	4	21.808	1:33.145	19	1 LAP	1:45.357	4	22.006	1:32.430
2	2 LAPS	1:49.580	2	2 LAPS	1:39.516	42	1 LAP	1:50.193	133	2 LAPS	3:50.424P	17	23.150	1:35.079
37	1 LAP	1:58.264	16	1 LAP	1:53.222	2	2 LAPS	1:41.760	42	1 LAP	1:50.635	37	2 LAPS	1:59.303
12	38.713	1:37.272	28	1 LAP	2:35.081P	12	47.734	1:36.094	2	2 LAPS	1:41.349	19	1 LAP	1:43.527
31	42.288	1:38.479	12	42.708	1:37.059	16	1 LAP	1:51.175	12	51.830	1:34.340	12	58.296	1:40.257
51	53.952	1:38.183	31	49.188	1:39.964	28	1 LAP	1:48.030	28	1 LAP	1:41.305	2	2 LAPS	1:48.629
29	56.445	1:41.521	37	1 LAP	1:57.554	31	57.488	1:39.368	31	1:07.562	1:40.318	133	2 LAPS	1:59.068
8	59.456	1:42.259	51	1:01.357	1:40.469	51	1:09.932	1:39.643	16	1 LAP	1:49.308	28	1 LAP	1:43.435
32	1:03.120	1:40.062	29	1:06.244	1:42.863	29	1:15.230	1:40.054	51	1:21.071	1:41.383	31	1:16.194	1:42.423
14	1:05.372	1:42.510	32	1:09.166	1:39.110	32	1:15.562	1:37.464	32	1:22.810	1:37.492	16	1 LAP	1:48.819
133	1:27.547	1:47.215	8	1:09.391	1:42.999	8	1:24.691	1:46.368				51	1:28.430	1:41.150
19	1:28.860	1:47.677	14	1:13.288	1:40.980	14	1:25.579	1:43.359				32	1:28.880	1:39.861
						37	1 LAP	1:58.167						

**Group C - GTP**  
**RACE CLASSIFICATION - RACE 11 - LAP CHART**  
 (contd.)

Lap 11			Lap 12			Lap 13			Lap 14			Lap 15		
No	Behind	Laptime	No	Behind	Laptime	No	Behind	Laptime	No	Behind	Laptime	No	Behind	Laptime
21		1:30.822	21		1:34.960	21		1:33.140	21		1:31.735	21		1:31.304
60	10.503	1:33.310	32	1 LAP	1:44.577	31	1 LAP	1:42.829	37	3 LAPS	1:56.563	60	10.396	1:31.887
14	1 LAP	1:39.671	51	1 LAP	1:45.471	28	2 LAPS	1:43.067	31	1 LAP	1:40.554	4	13.117	1:29.324
8	1 LAP	1:43.753	60	9.158	1:33.615	133	3 LAPS	1:45.887	60	9.813	1:32.355	2	3 LAPS	1:48.944
4	21.225	1:30.041	14	1 LAP	1:39.724	60	9.193	1:33.175	28	2 LAPS	1:40.439	31	1 LAP	1:42.071
17	28.322	1:35.994	4	18.418	1:32.153	32	1 LAP	1:37.723	4	15.097	1:30.502	28	2 LAPS	1:40.821
19	1 LAP	1:43.279	16	2 LAPS	1:57.292	4	16.330	1:31.052	133	3 LAPS	1:46.490	32	1 LAP	1:38.403
37	2 LAPS	1:58.251	8	1 LAP	1:45.708	51	1 LAP	1:42.889	32	1 LAP	1:38.965	37	3 LAPS	1:55.287
12	1:03.579	1:36.105	17	28.614	1:35.252	14	1 LAP	1:40.634	51	1 LAP	1:43.816	133	3 LAPS	1:45.281
2	2 LAPS	1:41.356	42	3 LAPS	4:46.360P	17	31.685	1:36.211	14	1 LAP	1:40.118	51	1 LAP	1:41.801
133	2 LAPS	1:46.874	19	1 LAP	1:42.447	16	2 LAPS	1:53.276	17	35.015	1:35.065	14	1 LAP	1:40.388
31	1:25.944	1:40.572	12	1:07.614	1:38.995	8	1 LAP	1:45.511	8	1 LAP	1:44.723	17	41.663	1:37.952
28	1 LAP	1:42.314	37	2 LAPS	1:57.111	19	1 LAP	1:40.869	16	2 LAPS	1:50.057	8	1 LAP	1:45.099
			2	2 LAPS	1:39.646	12	1:14.307	1:39.833	19	1 LAP	1:40.150	16	2 LAPS	1:47.527
						42	3 LAPS	1:54.261	12	1:17.358	1:34.786	12	1:22.094	1:36.040
						2	2 LAPS	1:40.831	42	3 LAPS	1:44.864	19	1 LAP	1:41.831

**Group C - GTP**  
**RACE CLASSIFICATION - RACE 11 - LAP CHART**  
 (contd.)

Lap 16			Lap 17			Lap 18			Lap 19			Lap 20		
No	Behind	Laptime	No	Behind	Laptime	No	Behind	Laptime	No	Behind	Laptime	No	Behind	Laptime
21		1:30.577	21		1:30.982	21		1:30.636	21		1:32.261			
42	4 LAPS	1:44.013	12	1 LAP	1:42.515	8	2 LAPS	1:44.310	4	0.155	1:26.718			
4	11.723	1:29.183	19	2 LAPS	1:40.904	4	5.698	1:28.235	37	4 LAPS	1:54.319			
60	14.312	1:34.493	4	8.099	1:27.358	12	1 LAP	1:39.762	8	2 LAPS	1:45.754			
28	2 LAPS	1:39.997	60	15.793	1:32.463	16	3 LAPS	1:48.887	12	1 LAP	1:39.081			
31	1 LAP	1:44.367	42	4 LAPS	1:43.743	19	2 LAPS	1:43.588	60	20.060	1:34.575			
32	1 LAP	1:38.119	28	2 LAPS	1:37.448	60	17.746	1:32.589	19	2 LAPS	1:43.548			
133	3 LAPS	1:44.792	32	1 LAP	1:35.953	42	4 LAPS	1:41.938	16	3 LAPS	1:47.663			
17	47.993	1:36.907	31	1 LAP	1:41.538	32	1 LAP	1:35.946	42	4 LAPS	1:42.286			
51	1 LAP	1:41.055	17	53.231	1:36.220	28	2 LAPS	1:40.407	32	1 LAP	1:37.094			
14	1 LAP	1:41.191	133	3 LAPS	1:43.134	31	1 LAP	1:40.978	28	2 LAPS	1:38.134			
37	3 LAPS	1:56.111	14	1 LAP	1:37.898	17	58.954	1:36.359	31	1 LAP	1:41.322			
8	1 LAP	1:43.615	51	1 LAP	1:39.138	14	1 LAP	1:39.682	17	1:04.543	1:37.850			
16	2 LAPS	1:45.786	37	3 LAPS	1:53.797	133	3 LAPS	1:41.069	14	1 LAP	1:39.033			
						51	1 LAP	1:40.081	51	1 LAP	1:39.365			
									133	3 LAPS	1:44.020			

# Orwell Supersports Cup

## QUALIFYING - RACE 4

POS	NO	CL	NAME	NAT	CAR	TIME	LAPS	GAP	MPH
1	3	A	Richard PIPER		McLaren M8F	1:24.018	11		111.75
2	6	A	John GRANT		McLaren M8C/D	1:25.287	10	1.269	110.09
3	9	A	Frank BRADLEY		March 707/717	1:26.527	13	2.509	108.51
4	35	D	Martin O'DONNELL		Chevron B19	1:27.617	17	3.599	107.16
5	94	D	Steven ARNOLD		Chevron B19	1:27.666	11	3.648	107.10
6	69	E	Silvio KALB		March 76S	1:27.801	15	3.783	106.94
7	1	E	John BURTON		Chevron B26	1:27.888	13	3.870	106.83
8	68	E	Cosimo TURIZIO		Osella PA4	1:28.978	15	4.960	105.52
9	2	A	Peter SCHLEIFER		McLaren M8C	1:29.301	7	5.283	105.14
10	21	D	Ross MAXWELL		Chevron B19	1:29.372	12	5.354	105.06
11	7	A	Glenn PRICE		March 707	1:29.397	15	5.379	105.03
12	32	D	Mike CATLOW		Chevron B19	1:30.191	11	6.173	104.10
13	67	E	Michele LIGUORI		Lola T296	1:30.438	16	6.420	103.82
14	57	E	Dieter RIEGL		Lola T294	1:30.738	13	6.720	103.47
15	22	D	Jan BRUNSTEDT		Chevron B19	1:31.037	8	7.019	103.14
16	31	D	Steve HODGES		Chevron B19	1:31.910	12	7.892	102.16
17	28	D	Jim GATHERCOLE		Lola T212	1:32.587	7	8.569	101.41
18	37	D	Bob BROOKS		Lola T212	1:32.599	12	8.581	101.40
19	23	D	Malcolm SANDERS		Lola T210	1:32.809	17	8.791	101.17
20	52	E	Christoph BURCKHARDT		Sauber C5	1:32.848	14	8.830	101.12
21	34	D	Andrew SCHRYVER		Chevron B21/23	1:33.024	14	9.006	100.93
22	77	F	Stephen MINOPRIO		Chevron B16	1:33.363	6	9.345	100.57
23	26	D	George DOUGLAS		Martin BM9/10	1:35.784	15	11.766	98.02
24	16	B	Richard DODKINS		McLaren M1C	1:35.982	7	11.964	97.82
25	91	C	Guy PARRY		Chevron B8	1:36.663	13	12.645	97.13
26	25	D	Vincent RIVET		Chevron B19	1:36.703	16	12.685	97.09
27	93	D	Mike SCOTT		Gropa CMC	1:36.817	5	12.799	96.98
28	27	D	Thomas HARDY		Lola T212	1:37.234	15	13.216	96.56
29	33	D	Chris ROCHE		Chevron B19	1:38.256	15	14.238	95.56
30	42	C	Hugh COLMAN		Chevron B8	1:40.551	12	16.533	93.38

Weather / Track : Cloudy / Dry

These results are provisional until the conclusion of any judicial and technical matters.

Brands Hatch

Circuit Length = 2.6082 miles.

Start: 10:32 End: 11:06

Clerk Of Course:	Stewards:	Timekeeper:
------------------	-----------	-------------

# Orwell Supersports Cup

## QUALIFYING - LAP ANALYSIS

<b>1</b>	<b>John BURTON</b>	Chevron B26
1 - 2:06.147	6 - <b>1:27.888</b>	11 - 3:04.607P
2 - 1:29.388	7 - 4:37.531P	12 - 1:37.917
3 - 1:32.019	8 - 6:38.212P	13 - 1:28.003
4 - 1:32.375	9 - 1:40.910	
5 - 1:29.053	10 - 1:28.285	
<b>2</b>	<b>Peter SCHLEIFER</b>	McLaren M8C
1 - 2:13.829	6 - <b>1:29.301</b>	
2 - 1:35.453	7 - 1:30.443	
3 - 1:39.098		
4 - 1:30.951		
5 - 1:29.576		
<b>3</b>	<b>Richard PIPER</b>	McLaren M8F
1 - 1:57.011	6 - 4:12.674P	11 - <b>1:24.018</b>
2 - 1:26.202	7 - 1:45.540	
3 - 1:31.983	8 - 6:56.313P	
4 - 1:25.279	9 - 1:40.631	
5 - 1:25.270	10 - 1:24.029	
<b>6</b>	<b>John GRANT</b>	McLaren M8C/D
1 - 1:59.842	6 - <b>1:25.287</b>	
2 - 1:27.119	7 - 1:33.380	
3 - 1:29.049	8 - 1:29.673	
4 - 1:31.794	9 - 1:33.145	
5 - 1:25.679	10 - 6:59.000P	
<b>7</b>	<b>Glenn PRICE</b>	March 707
1 - 3:04.333	6 - 1:31.220	11 - 1:32.810
2 - 1:35.485	7 - 1:30.168	12 - 1:30.684
3 - 1:32.606	8 - 1:30.909	13 - <b>1:29.397</b>
4 - 1:31.591	9 - 7:28.022P	14 - 1:29.938
5 - 1:30.956	10 - 1:45.583	15 - 1:34.826
<b>9</b>	<b>Frank BRADLEY</b>	March 707/717
1 - 5:13.624	6 - <b>1:26.527</b>	11 - 1:27.495
2 - 1:32.901	7 - 1:27.499	12 - 1:27.838
3 - 1:29.787	8 - 7:06.172P	13 - 1:27.620
4 - 1:28.539	9 - 1:43.148	
5 - 1:27.964	10 - 1:27.618	

# Orwell Supersports Cup QUALIFYING - LAP ANALYSIS

(contd.)

<b>16</b>	<b>Richard DODKINS</b>	McLaren M1C	
1 - 6:44.827P	6 - <b>1:35.982</b>		
2 - 2:03.622	7 - 1:38.069		
3 - 1:48.528			
4 - X:00.000P			
5 - 1:45.753			
<b>21</b>	<b>Ross MAXWELL</b>	Chevron B19	
1 - 2:09.592	6 - 3:18.707P	11 - <b>1:29.372</b>	
2 - 1:30.784	7 - 1:37.959	12 - 1:30.301	
3 - 1:30.002	8 - 7:45.171P		
4 - 1:32.927	9 - 1:44.429		
5 - 1:31.403	10 - 1:29.764		
<b>22</b>	<b>Jan BRUNSTEDT</b>	Chevron B19	
1 - 5:45.850P	6 - 8:42.418P		
2 - 1:53.098	7 - 1:48.687		
3 - 1:33.953	8 - 1:33.806		
4 - 1:31.511			
5 - <b>1:31.037</b>			
<b>23</b>	<b>Malcolm SANDERS</b>	Lola T210	
1 - 2:23.926	6 - 1:36.888	11 - 1:35.483	16 - 1:39.276
2 - 1:40.336	7 - 1:35.275	12 - <b>1:32.809</b>	17 - 1:34.985
3 - 1:34.062	8 - 1:34.721	13 - 1:33.913	
4 - 1:34.042	9 - 7:47.958P	14 - 1:36.327	
5 - 1:36.385	10 - 1:49.604	15 - 1:35.501	
<b>25</b>	<b>Vincent RIVET</b>	Chevron B19	
1 - 3:11.474	6 - 1:39.224	11 - 1:38.637	16 - 1:37.556
2 - 1:49.691	7 - 1:37.380	12 - 1:37.178	
3 - 1:42.013	8 - 8:02.042P	13 - 1:37.493	
4 - 1:40.502	9 - 1:51.558	14 - 1:36.872	
5 - 1:38.090	10 - 1:39.186	15 - <b>1:36.703</b>	
<b>26</b>	<b>George DOUGLAS</b>	Martin BM9/10	
1 - 3:11.252	6 - 1:36.247	11 - 1:36.440	
2 - 1:44.758	7 - 8:13.507P	12 - 1:37.579	
3 - 1:38.329	8 - 1:49.409	13 - 1:41.152	
4 - 2:53.007P	9 - 1:38.193	14 - 1:39.761	
5 - 1:50.520	10 - <b>1:35.784</b>	15 - 1:37.080	

# Orwell Supersports Cup QUALIFYING - LAP ANALYSIS

(contd.)

<b>27</b>	<b>Thomas HARDY</b>	Lola T212
1 - 3:13.398	6 - 3:00.253P	11 - 1:39.666
2 - 1:55.955	7 - 7:43.182P	12 - <b>1:37.234</b>
3 - 1:43.697	8 - 1:48.769	13 - 1:41.403
4 - 1:44.633	9 - 1:38.384	14 - 1:40.662
5 - 1:41.170	10 - 1:39.200	15 - 1:38.114
<b>28</b>	<b>Jim GATHERCOLE</b>	Lola T212
1 - 3:32.798	6 - 1:33.805	
2 - 1:36.575	7 - 1:33.050	
3 - 1:34.352		
4 - <b>1:32.587</b>		
5 - 1:32.649		
<b>31</b>	<b>Steve HODGES</b>	Chevron B19
1 - 2:10.242	6 - 7:47.971P	11 - <b>1:31.910</b>
2 - 1:33.028	7 - 1:46.426	12 - 1:33.774
3 - 6:29.163	8 - 1:32.769	
4 - 1:35.926	9 - 1:33.307	
5 - 1:34.333	10 - 1:32.947	
<b>32</b>	<b>Mike CATLOW</b>	Chevron B19
1 - 2:23.419	6 - 1:32.636	11 - 1:30.350
2 - 1:33.281	7 - <b>1:30.191</b>	
3 - 1:31.316	8 - 7:32.173P	
4 - 3:15.554P	9 - 1:47.702	
5 - 1:44.918	10 - 1:32.055	
<b>33</b>	<b>Chris ROCHE</b>	Chevron B19
1 - 3:08.497	6 - 1:43.390	11 - <b>1:38.256</b>
2 - 1:51.478	7 - 1:43.437	12 - 1:38.483
3 - 1:42.368	8 - 7:48.779P	13 - 1:39.235
4 - 1:43.029	9 - 1:52.343	14 - 1:41.567
5 - 1:41.054	10 - 1:39.129	15 - 1:42.586
<b>34</b>	<b>Andrew SCHRYVER</b>	Chevron B21/23
1 - 2:24.457	6 - 1:36.761	11 - 1:34.743
2 - 1:36.639	7 - 1:35.494	12 - 1:48.981
3 - 1:35.934	8 - 1:34.817	13 - <b>1:33.024</b>
4 - 1:38.892	9 - 7:19.742P	14 - 1:33.191
5 - 1:43.601	10 - 1:58.231	

## Orwell Supersports Cup QUALIFYING - LAP ANALYSIS

(contd.)

<b>35</b>	<b>Martin O'DONNELL</b>	Chevron B19					
1 -	2:21.897	6 -	1:29.614	11 -	<b>1:27.617</b>	16 -	1:30.935
2 -	1:29.805	7 -	1:29.637	12 -	1:27.712	17 -	1:35.256
3 -	1:28.438	8 -	1:28.578	13 -	1:27.801		
4 -	1:28.905	9 -	8:36.121P	14 -	1:31.400		
5 -	2:06.115	10 -	1:49.178	15 -	1:32.024		
<b>37</b>	<b>Bob BROOKS</b>	Lola T212					
1 -	2:34.221	6 -	1:38.228	11 -	1:39.055		
2 -	1:37.239	7 -	1:33.455	12 -	1:32.781		
3 -	1:33.011	8 -	1:40.462				
4 -	<b>1:32.599</b>	9 -	7:18.785P				
5 -	1:32.805	10 -	1:48.153				
<b>42</b>	<b>Hugh COLMAN</b>	Chevron B8					
1 -	2:41.777	6 -	<b>1:40.551</b>	11 -	1:41.651		
2 -	1:57.723	7 -	1:41.474	12 -	1:40.990		
3 -	1:51.330	8 -	7:58.692P				
4 -	1:45.995	9 -	1:54.934				
5 -	1:41.502	10 -	1:41.155				
<b>52</b>	<b>Christoph BURCKHARDT</b>	Sauber C5					
1 -	2:47.711	6 -	1:37.362	11 -	1:34.162		
2 -	1:38.785	7 -	1:37.685	12 -	<b>1:32.848</b>		
3 -	1:35.880	8 -	8:28.941P	13 -	1:34.691		
4 -	1:34.887	9 -	1:49.650	14 -	1:38.752		
5 -	1:33.928	10 -	1:40.717				
<b>57</b>	<b>Dieter RIEGL</b>	Lola T294					
1 -	2:20.216	6 -	1:33.454	11 -	<b>1:30.738</b>		
2 -	1:34.899	7 -	1:33.115	12 -	1:32.284		
3 -	1:32.477	8 -	1:32.482	13 -	1:30.971		
4 -	1:32.187	9 -	7:46.833P				
5 -	1:33.726	10 -	1:47.526				
<b>67</b>	<b>Michele LIGUORI</b>	Lola T296					
1 -	2:43.182	6 -	1:58.177	11 -	1:31.430	16 -	<b>1:30.438</b>
2 -	1:37.348	7 -	1:37.392	12 -	1:30.878		
3 -	1:32.469	8 -	1:31.924	13 -	1:43.559		
4 -	1:31.740	9 -	6:45.870P	14 -	1:38.026		
5 -	1:32.095	10 -	1:44.262	15 -	1:37.618		



# Orwell Supersports Cup QUALIFYING - LAP ANALYSIS

(contd.)


<b>68</b>	<b>Cosimo TURIZIO</b>	Osella PA4
1 - 3:03.237	6 - 1:30.017	11 - 1:29.315
2 - 1:45.371	7 - 7:03.229P	12 - 1:30.727
3 - 1:30.754	8 - 1:44.851	13 - 1:29.341
4 - 4:02.274P	9 - 1:30.472	14 - 1:29.460
5 - 2:09.950	10 - <b>1:28.978</b>	15 - 1:29.109
<b>69</b>	<b>Silvio KALB</b>	March 76S
1 - 2:09.183	6 - 1:29.963	11 - 1:28.002
2 - 1:30.136	7 - 1:28.945	12 - <b>1:27.801</b>
3 - 1:30.951	8 - 6:52.440P	13 - 1:28.630
4 - 3:58.598P	9 - 1:38.734	14 - 3:40.169P
5 - 1:44.116	10 - 1:28.468	15 - 1:36.394
<b>77</b>	<b>Stephen MINOPRIO</b>	Chevron B16
1 - 3:05.730	6 - 2:56.903P	
2 - 1:39.692		
3 - 1:37.158		
4 - 1:34.848		
5 - <b>1:33.363</b>		
<b>91</b>	<b>Guy PARRY</b>	Chevron B8
1 - 3:14.069	6 - 1:38.507	11 - 1:38.602
2 - 1:48.093	7 - 1:38.511	12 - <b>1:36.663</b>
3 - 1:47.124	8 - 7:39.558P	13 - 1:37.783
4 - 1:41.961	9 - 1:56.461	
5 - 1:41.424	10 - 1:38.038	
<b>93</b>	<b>Mike SCOTT</b>	Gropa CMC
1 - 3:23.104		
2 - 1:45.062		
3 - 1:40.422		
4 - 1:37.551		
5 - <b>1:36.817</b>		
<b>94</b>	<b>Steven ARNOLD</b>	Chevron B19
1 - 1:50.885	6 - 1:33.530	11 - <b>1:27.666</b>
2 - 1:31.370	7 - 1:30.973	
3 - 2:48.143P	8 - 1:36.077	
4 - 1:38.271	9 - 6:51.308P	
5 - 1:28.163	10 - 1:39.246	

# Orwell Supersports Cup

## GRID - RACE 4

ROW 15	1:38.256 33 ROCHE	1:40.551 42 COLMAN
ROW 14	1:36.817 93 SCOTT	1:37.234 27 HARDY
ROW 13	1:36.663 91 PARRY	1:36.703 25 RIVET
ROW 12	1:35.784 26 DOUGLAS	1:35.982 16 DODKINS
ROW 11	1:33.024 34 SCHRYVER	1:33.363 77 MINOPRIO
ROW 10	1:32.809 23 SANDERS	1:32.848 52 BURCKHARDT
ROW 9	1:32.587 28 GATHERCOLE	1:32.599 37 BROOKS
ROW 8	1:31.037 22 BRUNSTEDT	1:31.910 31 HODGES
ROW 7	1:30.438 67 LIGUORI	1:30.738 57 RIEGL
ROW 6	1:29.397 7 PRICE	1:30.191 32 CATLOW
ROW 5	1:29.301 2 SCHLEIFER	1:29.372 21 MAXWELL
ROW 4	1:27.888 1 BURTON	1:28.978 68 TURIZIO
ROW 3	1:27.666 94 ARNOLD	1:27.801 69 KALB
ROW 2	1:26.527 9 BRADLEY	1:27.617 35 O'DONNELL
ROW 1	1:24.018 3 PIPER	1:25.287 6 GRANT

POLE



Weather / Track : Cloudy / Dry  
 These results are provisional until the conclusion of any judicial and technical matters.

Brands Hatch  
 Circuit Length = 2.6082 miles.  
 Start: 10:32 End: 11:06

Clerk Of Course:	Stewards:	Timekeeper:
------------------	-----------	-------------

# Orwell Supersports Cup

## RACE CLASSIFICATION - RACE 4

POS	NO	CL	NAME	NAT	CAR	TIME	LAPS	GAP	MPH	BEST
1	3	A	Richard PIPER		McLaren M8F	30:34.028	21		107.54	1:25.734
2	6	A	John GRANT		McLaren M8C/D	30:45.077	21	11.049	106.90	1:26.145
3	35	D	Martin O'CONNELL		Chevron B19	31:27.097	21	53.069	104.52	1:27.643
4	9	A	Frank BRADLEY		March 707/717	31:40.851	21	1:06.823	103.76	1:27.285
5	94	D	Steven ARNOLD		Chevron B19	31:46.019	21	1:11.991	103.48	1:29.079
6	7	A	Glenn PRICE		March 707	30:49.558	20	1 LAP	101.56	1:30.305
7	32	D	Mike CATLOW		Chevron B19	30:56.904	20	1 LAP	101.16	1:30.513
8	68	E	Cosimo TURIZIO		Osella PA4	31:09.930	20	1 LAP	100.46	1:29.228
9	67	E	Michele LIGUORI		Lola T296	31:10.649	20	1 LAP	100.42	1:31.535
10	57	E	Dieter RIEGL		Lola T294	31:10.759	20	1 LAP	100.41	1:30.816
11	21	D	Ross MAXWELL		Chevron B19	31:16.595	20	1 LAP	100.10	1:31.428
12	22	D	Jan BRUNSTEDT		Chevron B19	31:28.076	20	1 LAP	99.49	1:31.885
13	77	F	Stephen MINOPRIO		Chevron B16	31:50.872	20	1 LAP	98.31	1:33.557
14	37	D	Bob BROOKS		Lola T212	32:07.664	20	1 LAP	97.45	1:33.425
15	26	D	George DOUGLAS		Martin BM9/10	32:16.055	20	1 LAP	97.03	1:34.588
16	69	E	Silvio KALB		March 76S	28:45.275	19	2 LAPS	103.44	1:28.459
17	34	D	Andrew SCHRYVER		Chevron B21/23	30:37.984	19	2 LAPS	97.10	1:34.099
18	93	D	Mike SCOTT		Gropa CMC	31:33.282	19	2 LAPS	94.26	1:36.821
19	25	D	Vincent RIVET		Chevron B19	31:46.264	19	2 LAPS	93.62	1:36.892
20	16	B	Richard DODKINS		McLaren M1C	28:47.547	18	3 LAPS	97.87	1:34.432
21	27	D	Thomas HARDY		Lola T212	31:15.851	18	3 LAPS	90.13	1:41.071
22	91	C	Guy PARRY		Chevron B8	31:17.496	18	3 LAPS	90.05	1:39.525
23	42	C	Hugh COLMAN		Chevron B8	31:36.880	18	3 LAPS	89.13	1:43.101
24	28	D	Jim GATHERCOLE		Lola T212	27:52.047	17	4 LAPS	95.50	1:32.283

### NOT CLASSIFIED

1	E	John BURTON	Chevron B26	21:03.323	14	D.N.F.	104.10	1:28.742
23	D	Malcolm SANDERS	Lola T210	12:31.097	8	D.N.F.	100.09	1:31.412
33	D	Chris ROCHE	Chevron B19	15:12.333	8	D.N.F.	82.40	1:41.092
31	D	Steve HODGES	Chevron B19	12:49.097	5	D.N.F.	61.13	1:34.232
52	E	Christoph BURCKHARDT	Sauber C5	3:23.723	2	D.N.F.	92.51	1:37.099

### FASTEST LAP

3	A	Richard PIPER	McLaren M8F	1:25.734	9	109.51mph	176.25kph
35	D	Martin O'CONNELL	Chevron B19	1:27.643	2	107.13mph	172.41kph
69	E	Silvio KALB	March 76S	1:28.459	11	106.14mph	170.82kph
77	F	Stephen MINOPRIO	Chevron B16	1:33.557	8	100.36mph	161.51kph
16	B	Richard DODKINS	McLaren M1C	1:34.432	15	99.43mph	160.01kph
91	C	Guy PARRY	Chevron B8	1:39.525	5	94.34mph	151.83kph

Weather / Track : Cloudy / Dry

These results are provisional until the conclusion of any judicial and technical matters.

Brands Hatch

Circuit Length = 2.6082 miles.

Start: 15:50 End: 16:20

Clerk Of Course:	Stewards:	Timekeeper:
------------------	-----------	-------------

# Orwell Supersports Cup

## RACE CLASSIFICATION - RACE 4 - LAP CHART

Lap 1			Lap 2			Lap 3			Lap 4			Lap 5		
No	Behind	Laptime	No	Behind	Laptime	No	Behind	Laptime	No	Behind	Laptime	No	Behind	Laptime
3		1:28.667	3		1:26.951	3		1:26.025	3		1:27.260	3		1:26.401
6	1.260	1:29.927	6	0.653	1:26.344	6	0.773	1:26.145	6	1.261	1:27.748	6	1.732	1:26.872
35	2.763	1:31.430	35	3.455	1:27.643	35	5.276	1:27.846	35	6.049	1:28.033	35	8.048	1:28.400
9	5.418	1:34.085	9	7.622	1:29.155	9	9.496	1:27.899	9	10.492	1:28.256	9	11.552	1:27.461
68	6.083	1:34.750	68	9.287	1:30.155	94	12.744	1:29.079	1	15.199	1:29.475	1	17.540	1:28.742
94	6.787	1:35.454	94	9.690	1:29.854	1	12.984	1:28.843	94	15.578	1:30.094	94	18.529	1:29.352
1	7.140	1:35.807	1	10.166	1:29.977	69	14.300	1:29.675	69	16.074	1:29.034	69	18.800	1:29.127
69	7.369	1:36.036	69	10.650	1:30.232	68	19.257	1:35.995	68	21.225	1:29.228	68	24.207	1:29.383
67	10.039	1:38.706	67	14.623	1:31.535	32	20.942	1:32.014	32	24.907	1:31.225	32	29.948	1:31.442
7	10.881	1:39.548	32	14.953	1:30.513	7	22.103	1:31.367	7	26.722	1:31.879	7	31.939	1:31.618
32	11.391	1:40.058	7	16.761	1:32.831	67	22.240	1:33.642	67	28.574	1:33.594	67	34.626	1:32.453
21	12.480	1:41.147	21	17.678	1:32.149	21	23.626	1:31.973	21	29.445	1:33.079	21	36.012	1:32.968
22	12.941	1:41.608	22	19.157	1:33.167	22	25.763	1:32.631	22	31.022	1:32.519	22	37.533	1:32.912
57	13.697	1:42.364	57	19.810	1:33.064	57	26.464	1:32.679	57	31.663	1:32.459	57	38.412	1:33.150
28	14.135	1:42.802	28	21.460	1:34.276	28	27.718	1:32.283	23	34.725	1:31.934	23	40.872	1:32.548
37	14.665	1:43.332	37	22.061	1:34.347	23	30.051	1:33.144	28	34.851	1:34.393	28	42.798	1:34.348
23	15.326	1:43.993	23	22.932	1:34.557	37	30.954	1:34.918	37	37.490	1:33.796	37	44.514	1:33.425
16	16.706	1:45.373	16	24.813	1:35.058	16	33.329	1:34.541	77	40.628	1:34.150	77	48.968	1:34.741
31	17.554	1:46.221	77	26.088	1:35.185	77	33.738	1:33.675	16	42.117	1:36.048	16	52.507	1:36.791
77	17.854	1:46.521	31	26.158	1:35.555	31	34.365	1:34.232	31	42.937	1:35.832	26	55.697	1:37.743
52	17.957	1:46.624	26	27.568	1:36.360	26	36.353	1:34.810	26	44.355	1:35.262	34	56.018	1:35.619
26	18.159	1:46.826	52	28.105	1:37.099	34	38.119	1:34.623	34	46.800	1:35.941	93	1:05.059	1:37.093
25	19.567	1:48.234	34	29.521	1:36.185	93	44.267	1:37.295	93	54.367	1:37.360	25	1:14.486	1:40.807
34	20.287	1:48.954	25	32.655	1:40.039	25	47.020	1:40.390	25	1:00.080	1:40.320	91	1:15.564	1:39.525
91	20.974	1:49.641	93	32.997	1:38.914	91	48.204	1:40.160	91	1:02.440	1:41.496	27	1:24.636	1:41.232
93	21.034	1:49.701	91	34.069	1:40.046	27	55.994	1:42.514	27	1:09.805	1:41.071	33	1:25.880	1:41.594
27	24.985	1:53.652	27	39.505	1:41.471	33	56.855	1:41.361	33	1:10.687	1:41.092			
42	25.785	1:54.452	33	41.519	1:42.525	42	1:00.415	1:43.785	42	1:16.695	1:43.540			
33	25.945	1:54.612	42	42.655	1:43.821									

**Orwell Supersports Cup**  
**RACE CLASSIFICATION - RACE 4 - LAP CHART**  
 (contd.)

Lap 6			Lap 7			Lap 8			Lap 9			Lap 10		
No	Behind	Laptime	No	Behind	Laptime	No	Behind	Laptime	No	Behind	Laptime	No	Behind	Laptime
3		1:27.418	3		1:26.851	3		1:25.809	3		1:25.734	3		1:28.134
6	1.500	1:27.186	25	1 LAP	1:39.833	93	1 LAP	1:37.768	6	3.014	1:26.567	6	3.028	1:28.148
42	1 LAP	1:43.936	91	1 LAP	1:39.827	6	2.181	1:26.772	93	1 LAP	1:38.564	16	1 LAP	1:36.768
35	9.268	1:28.638	6	1.218	1:26.569	25	1 LAP	1:39.055	35	20.721	1:29.012	26	1 LAP	1:37.087
9	11.419	1:27.285	35	13.539	1:31.122	91	1 LAP	1:41.666	25	1 LAP	1:39.496	34	1 LAP	1:38.407
1	18.891	1:28.769	9	13.599	1:29.031	35	17.443	1:29.713	28	1 LAP	1:34.146	35	21.586	1:28.999
94	20.322	1:29.211	27	1 LAP	1:43.494	28	1 LAP	1:47.223	1	30.595	1:29.894	93	1 LAP	1:38.419
69	20.795	1:29.413	33	1 LAP	1:46.465	1	26.435	1:31.128	9	30.645	1:29.177	1	32.465	1:30.004
68	34.880	1:38.091	1	21.116	1:29.076	9	27.202	1:39.412	94	32.273	1:29.520	9	33.782	1:31.271
32	35.135	1:32.605	94	23.037	1:29.566	94	28.487	1:31.259	69	32.419	1:29.580	94	35.037	1:30.898
7	36.816	1:32.295	69	23.574	1:29.630	69	28.573	1:30.808	27	1 LAP	1:41.876	69	35.220	1:30.935
67	40.652	1:33.444	42	1 LAP	1:45.582	27	1 LAP	1:45.364	32	50.225	1:31.231	28	1 LAP	1:38.119
21	40.792	1:32.198	32	39.683	1:31.399	33	1 LAP	1:46.397	7	52.165	1:30.729	25	1 LAP	1:41.824
22	42.000	1:31.885	7	41.323	1:31.358	42	1 LAP	1:43.761	68	58.666	1:34.306	33	2 LAPS	2:58.287P
57	42.872	1:31.878	68	41.805	1:33.776	32	44.728	1:30.854	21	59.105	1:33.172	32	53.848	1:31.757
23	44.914	1:31.460	21	46.048	1:32.107	7	47.170	1:31.656	67	1:02.812	1:34.900	7	54.336	1:30.305
37	52.034	1:34.938	67	47.669	1:33.868	68	50.094	1:34.098	22	1:03.613	1:34.102	68	1:02.741	1:32.209
77	56.263	1:34.713	22	47.877	1:32.728	21	51.667	1:31.428	57	1:03.841	1:34.049	21	1:04.019	1:33.048
16	1:01.558	1:36.469	57	48.494	1:32.473	67	53.646	1:31.786	42	1 LAP	1:47.564	27	1 LAP	1:45.478
26	1:04.358	1:36.079	23	50.112	1:32.049	22	55.245	1:33.177	91	1 LAP	2:22.644P	67	1:07.259	1:32.581
34	1:05.087	1:36.487	37	1:00.383	1:35.200	57	55.526	1:32.841	37	1:17.264	1:34.501	57	1:07.747	1:32.040
93	1:14.952	1:37.311	77	1:03.657	1:34.245	23	55.715	1:31.412	77	1:19.575	1:33.904	22	1:09.427	1:33.948
28	1:24.272	2:08.892P	16	1:10.895	1:36.188	37	1:08.497	1:33.923				42	1 LAP	1:43.101
			26	1:12.265	1:34.758	77	1:11.405	1:33.557				37	1:22.761	1:33.631
			34	1:13.365	1:35.129	31	3 LAPS	6:17.257P				77	1:25.418	1:33.977
						16	1:20.198	1:35.112						
						26	1:21.218	1:34.762						
						34	1:23.338	1:35.782						

**Orwell Supersports Cup**  
**RACE CLASSIFICATION - RACE 4 - LAP CHART**  
 (contd.)

Lap 11			Lap 12			Lap 13			Lap 14			Lap 15		
No	Behind	Laptime	No	Behind	Laptime	No	Behind	Laptime	No	Behind	Laptime	No	Behind	Laptime
3		1:26.755	3		1:27.056	3		1:26.114	3		1:26.458	3		1:28.748
6	3.094	1:26.821	37	1 LAP	1:34.491	6	4.350	1:26.914	6	5.705	1:27.813	68	1 LAP	1:36.556
91	2 LAPS	1:51.277	6	3.550	1:27.512	37	1 LAP	1:34.819	22	1 LAP	1:35.479	25	2 LAPS	1:42.560
16	1 LAP	1:34.895	77	1 LAP	1:35.846	27	2 LAPS	1:42.692	37	1 LAP	1:35.864	67	1 LAP	1:34.724
26	1 LAP	1:34.588	42	2 LAPS	1:44.039	77	1 LAP	1:34.056	77	1 LAP	1:34.256	21	1 LAP	1:37.841
34	1 LAP	1:34.771	16	1 LAP	1:34.535	16	1 LAP	1:34.694	27	2 LAPS	1:44.326	57	1 LAP	1:35.819
35	23.435	1:28.604	26	1 LAP	1:35.173	26	1 LAP	1:35.048	35	34.880	1:31.649	6	5.959	1:29.002
93	1 LAP	1:37.386	91	2 LAPS	1:42.142	42	2 LAPS	1:45.223	16	1 LAP	1:34.749	22	1 LAP	1:35.297
1	35.184	1:29.474	34	1 LAP	1:37.299	35	29.689	1:29.667	26	1 LAP	1:36.103	77	1 LAP	1:35.961
9	35.591	1:28.564	35	26.136	1:29.757	34	1 LAP	1:36.780	34	1 LAP	1:35.813	37	1 LAP	1:40.746
69	36.924	1:28.459	1	37.980	1:29.852	91	2 LAPS	1:40.229	9	46.331	1:30.503	35	36.554	1:30.422
94	38.418	1:30.136	9	39.515	1:30.980	1	41.421	1:29.555	1	47.690	1:32.727	16	1 LAP	1:35.012
28	1 LAP	1:33.731	69	40.501	1:30.633	9	42.286	1:28.885	69	48.024	1:31.032	26	1 LAP	1:37.256
25	1 LAP	1:38.510	94	41.766	1:30.404	69	43.450	1:29.063	42	2 LAPS	1:46.566	9	47.474	1:29.891
32	58.426	1:31.333	93	1 LAP	1:38.884	94	46.032	1:30.380	94	49.787	1:30.213	27	2 LAPS	1:45.853
7	58.525	1:30.944	28	1 LAP	1:33.322	93	1 LAP	1:36.821	91	2 LAPS	1:43.351	69	53.933	1:34.657
68	1:08.785	1:32.799	25	1 LAP	1:36.892	28	1 LAP	1:34.191	28	1 LAP	1:35.249	94	54.388	1:33.349
21	1:09.877	1:32.613	32	1:02.707	1:31.337	7	1:07.559	1:30.803	93	1 LAP	1:38.047	34	1 LAP	1:37.394
67	1:13.602	1:33.098	7	1:02.870	1:31.401	32	1:09.834	1:33.241	7	1:14.370	1:33.269	42	2 LAPS	1:44.991
57	1:13.811	1:32.819	68	1:14.441	1:32.712	25	1 LAP	1:40.594	32	1:17.458	1:34.082	91	2 LAPS	1:40.237
22	1:17.568	1:34.896	21	1:15.997	1:33.176	68	1:21.964	1:33.637				28	1 LAP	1:38.285
27	1 LAP	1:45.330	67	1:18.640	1:32.094	21	1:22.704	1:32.821				7	1:17.274	1:31.652
			57	1:19.071	1:32.316	67	1:24.884	1:32.358				93	1 LAP	1:38.488
			22	1:25.573	1:35.061	57	1:25.150	1:32.193				32	1:23.139	1:34.429

**Orwell Supersports Cup**  
**RACE CLASSIFICATION - RACE 4 - LAP CHART**  
 (contd.)

Lap 16			Lap 17			Lap 18			Lap 19			Lap 20		
No	Behind	Laptime	No	Behind	Laptime	No	Behind	Laptime	No	Behind	Laptime	No	Behind	Laptime
3		1:27.144	3		1:27.642	3		1:27.392	3		1:27.123	3		1:29.150
6	8.210	1:29.395	28	2 LAPS	1:38.747	7	1 LAP	1:34.302	7	1 LAP	1:32.369	7	1 LAP	1:33.340
68	1 LAP	1:34.764	32	1 LAP	1:34.542	91	3 LAPS	1:41.866	6	12.079	1:29.374	6	12.613	1:29.684
67	1 LAP	1:34.082	93	2 LAPS	1:43.644	32	1 LAP	1:33.801	27	3 LAPS	1:44.023	32	1 LAP	1:33.858
57	1 LAP	1:39.789	6	7.594	1:27.026	28	2 LAPS	1:36.254	32	1 LAP	1:32.885	27	3 LAPS	1:43.236
21	1 LAP	1:40.488	68	1 LAP	1:32.384	6	9.828	1:29.626	28	2 LAPS	1:35.786	68	1 LAP	1:33.950
25	2 LAPS	1:43.430	67	1 LAP	1:34.049	42	3 LAPS	1:44.944	91	3 LAPS	1:40.490	91	3 LAPS	1:41.067
22	1 LAP	1:35.426	57	1 LAP	1:32.231	93	2 LAPS	1:38.296	93	2 LAPS	1:37.637	67	1 LAP	1:33.099
77	1 LAP	1:35.822	21	1 LAP	1:33.004	68	1 LAP	1:33.433	68	1 LAP	1:33.957	57	1 LAP	1:32.434
35	39.655	1:30.245	22	1 LAP	1:33.743	67	1 LAP	1:33.876	67	1 LAP	1:33.623	21	1 LAP	1:34.920
37	1 LAP	1:38.918	25	2 LAPS	1:38.871	57	1 LAP	1:30.816	57	1 LAP	1:32.357	93	2 LAPS	1:42.592
16	1 LAP	1:34.432	35	41.839	1:29.826	21	1 LAP	1:32.419	42	3 LAPS	1:45.125	22	1 LAP	1:33.887
9	50.539	1:30.209	77	1 LAP	1:35.440	22	1 LAP	1:33.663	21	1 LAP	1:31.538	42	3 LAPS	1:44.668
69	56.153	1:29.364	9	54.675	1:31.778	25	2 LAPS	1:36.968	22	1 LAP	1:33.795	35	50.591	1:32.122
26	1 LAP	1:35.823	37	1 LAP	1:38.338	35	44.085	1:29.638	35	47.619	1:30.657	25	2 LAPS	1:39.389
94	57.332	1:30.088	16	1 LAP	1:34.973	77	1 LAP	1:35.871	25	2 LAPS	1:37.412	9	1:02.347	1:30.889
34	1 LAP	1:36.112	69	57.679	1:29.168	9	57.427	1:30.144	9	1:00.608	1:30.304	77	1 LAP	1:36.355
27	2 LAPS	1:45.361	94	1:00.564	1:30.874	69	59.453	1:29.166	77	1 LAP	1:35.743	94	1:11.226	1:31.747
91	2 LAPS	1:40.664	26	1 LAP	1:36.134	16	1 LAP	1:35.138	94	1:08.629	1:30.926	37	1 LAP	1:40.064
7	1:22.271	1:32.141	34	1 LAP	1:34.129	94	1:04.826	1:31.654	69	1:11.593	1:39.263	26	1 LAP	1:38.395
42	2 LAPS	1:45.578	27	2 LAPS	1:43.186	37	1 LAP	1:38.472	16	1 LAP	1:36.771			
						26	1 LAP	1:35.181	37	1 LAP	1:36.716			
						34	1 LAP	1:34.099	26	1 LAP	1:36.066			
									34	1 LAP	1:36.436			

**Orwell Supersports Cup**  
**RACE CLASSIFICATION - RACE 4 - LAP CHART**  
 (contd.)


Lap 21			Lap 22			Lap 23			Lap 24			Lap 25		
No	Behind	Laptime	No	Behind	Laptime	No	Behind	Laptime	No	Behind	Laptime	No	Behind	Laptime
3		1:31.196												
34	2 LAPS	1:38.024												
6	11.049	1:29.632												
7	1 LAP	1:35.751												
32	1 LAP	1:34.298												
68	1 LAP	1:33.747												
67	1 LAP	1:33.137												
57	1 LAP	1:32.988												
27	3 LAPS	1:45.692												
21	1 LAP	1:34.506												
91	3 LAPS	1:41.168												
35	53.069	1:33.674												
22	1 LAP	1:38.152												
93	2 LAPS	1:49.062												
42	3 LAPS	1:46.204												
9	1:06.823	1:35.672												
94	1:11.991	1:31.961												
25	2 LAPS	1:41.640												
77	1 LAP	1:36.854												
37	1 LAP	1:37.225												
26	1 LAP	1:42.601												



**Orwell Supersports Cup  
GRID RACE 12**

ROW 14	31 HODGES	
ROW 13	23 SANDERS	33 ROCHE
ROW 12	28 GATHERCOLE	1 BURTON
ROW 11	91 PARRY	42 COLMAN
ROW 10	16 DODKINS	27 HARDY
ROW 9	93 SCOTT	25 RIVET
ROW 8	26 DOUGLAS	34 SCHRYVER
ROW 7	77 MINOPRIO	37 BROOKS
ROW 6	21 MAXWELL	22 BRUNSTEDT
ROW 5	67 LIGUORI	57 RIEGL
ROW 4	32 CATLOW	68 TURIZIO
ROW 3	94 ARNOLD	7 PRICE
ROW 2	35 O'CONNELL	9 BRADLEY
ROW 1	3 PIPER	6 GRANT

**POLE**



Brands Hatch  
Circuit Length = 2.6082 miles.

**These results are provisional until the conclusion of any judicial and technical matters.**

Clerk of Course:	Stewards:	Timekeeper:
------------------	-----------	-------------

# Orwell Supersports Cup

## RACE CLASSIFICATION - RACE 12 - AMENDED

POS	NO	CL	NAME	NAT	ENTRY	TIME	LAPS	GAP	MPH	BEST
1	6	A	John GRANT		McLaren M8C/D	29:58.461	16		83.57	1:28.479
2	35	D	Martin O'CONNELL		Chevron B19	29:59.504	16	1.043	83.52	1:28.654
3	94	D	Steven ARNOLD		Chevron B19	30:00.862	16	2.401	83.46	1:28.848
4	9	A	Frank BRADLEY		March 707/717	30:08.356	16	9.895	83.11	1:31.869
5	1	E	John BURTON		Chevron B26	30:09.667	16	11.206	83.05	1:32.349
6	21	D	Ross MAXWELL		Chevron B19	30:11.114	16	12.653	82.98	1:32.376
7	77	F	Stephen MINOPRIO		Chevron B16	30:15.962	16	17.501	82.76	1:33.413
8	37	D	Bob BROOKS		Lola T212	30:16.793	16	18.332	82.72	1:33.966
9	31	D	Steve HODGES		Chevron B19	30:17.829	16	19.368	82.68	1:34.160
10	7	A	Glenn PRICE		March 707	30:18.648	16	20.187	82.64	1:32.181
11	57	E	Dieter RIEGL		Lola T294	30:19.967	16	21.506	82.58	1:32.798
12	34	D	Andrew SCHRYVER		Chevron B21/23	30:20.548	16	22.087	82.55	1:35.567
13	16	B	Richard DODKINS		McLaren M1C	30:21.850	16	23.389	82.49	1:36.005
14	26	D	George DOUGLAS		Martin BM9/10	30:22.551	16	24.090	82.46	1:35.745
15	93	D	Mike SCOTT		Gropa CMC	30:27.043	16	28.582	82.26	1:37.655
16	23	D	Malcolm SANDERS		Lola T210	30:29.496	16	31.035	82.15	1:35.380
17	91	C	Guy PARRY		Chevron B8	30:31.759	16	33.298	82.05	1:38.702
18	42	C	Hugh COLMAN		Chevron B8	30:35.941	16	37.480	81.86	1:40.456
19	68	E	Cosimo TURIZIO		Osella PA4	28:42.827	15	1 LAP	81.79	1:31.737

### NOT CLASSIFIED

25	D	Vincent RIVET		Chevron B19	21:58.804	11	D.N.F.	78.36	1:41.014
3	A	Richard PIPER		McLaren M8F	28:43.052	10	D.N.F.	54.53	1:29.784
67	E	Michele LIGUORI		Lola T296	8:54.477	4	D.N.F.	70.39	1:39.468
33	D	Chris ROCHE		Chevron B19		0	D.N.F.	N/A	

### FASTEST LAP

6	A	John GRANT		McLaren M8C/D	1:28.479	16	106.12mph	170.78kph
35	D	Martin O'CONNELL		Chevron B19	1:28.654	16	105.91mph	170.44kph
68	E	Cosimo TURIZIO		Osella PA4	1:31.737	9	102.35mph	164.72kph
77	F	Stephen MINOPRIO		Chevron B16	1:33.413	16	100.51mph	161.76kph
16	B	Richard DODKINS		McLaren M1C	1:36.005	15	97.80mph	157.39kph
91	C	Guy PARRY		Chevron B8	1:38.702	15	95.13mph	153.09kph

Car 7 - 10 second penalty - J.13.3.1. Car No 23 - 10 second penalty - J16.1.2.

Weather / Track : Cloudy / Drying

These times are provisional until the conclusion of any judicial and technical matters.

Brands Hatch GP

Circuit Length = 2.6082 miles.

Start: 16:02 End: 16:32

Clerk Of Course:	Stewards:	Timekeeper:
------------------	-----------	-------------

## Orwell Supersports Cup

### RACE CLASSIFICATION - RACE 12 - LAP CHART

Lap 1			Lap 2			Lap 3			Lap 4			Lap 5		
No	Behind	Laptime	No	Behind	Laptime	No	Behind	Laptime	No	Behind	Laptime	No	Behind	Laptime
6		1:35.678	6		1:32.505	6		2:51.934	6		2:49.694	6		1:32.448
35	0.828	1:36.506	35	0.677	1:32.354	35	0.749	2:52.006	3	0.516	2:47.953	3	2.044	1:33.976
94	3.802	1:39.480	3	5.755	1:34.173	3	2.257	2:48.436	35	0.646	2:49.591	35	2.195	1:33.997
3	4.087	1:39.765	94	7.191	1:35.894	94	2.970	2:47.713	94	1.539	2:48.263	94	3.308	1:34.217
7	5.377	1:41.055	7	9.018	1:36.146	7	4.005	2:46.921	7	1.731	2:47.420	7	5.070	1:35.787
9	7.735	1:43.413	9	11.582	1:36.352	9	4.803	2:45.155	9	2.105	2:46.996	9	5.685	1:36.028
67	10.368	1:46.046	67	17.331	1:39.468	67	5.373	2:39.976	57	3.677	2:47.236	57	8.320	1:37.091
68	11.888	1:47.566	57	18.791	1:38.798	57	6.135	2:39.278	68	3.899	2:46.722	68	8.521	1:37.070
57	12.498	1:48.176	21	19.700	1:39.489	68	6.871	2:38.686	67	4.666	2:48.987	1	10.262	1:37.934
21	12.716	1:48.394	68	20.119	1:40.736	21	7.445	2:39.679	1	4.776	2:45.809	21	10.428	1:38.100
77	13.142	1:48.820	1	21.167	1:38.433	1	8.661	2:39.428	21	4.776	2:47.025	77	12.813	1:38.983
1	15.239	1:50.917	77	21.528	1:40.891	77	9.586	2:39.992	77	6.278	2:46.386	37	13.796	1:39.795
37	15.878	1:51.556	37	23.270	1:39.897	37	10.517	2:39.181	37	6.449	2:45.626	31	16.412	1:40.705
26	16.666	1:52.344	34	29.324	1:44.930	34	11.157	2:33.767	34	7.044	2:45.581	34	17.295	1:42.699
34	16.899	1:52.577	26	31.822	1:47.661	26	11.806	2:31.918	26	7.963	2:45.851	26	19.197	1:43.682
16	18.967	1:54.645	31	31.957	1:43.289	31	12.521	2:32.498	31	8.155	2:45.328	23	19.732	1:42.144
93	19.655	1:55.333	16	33.132	1:46.670	23	13.160	2:31.083	23	10.036	2:46.570	16	20.038	1:41.994
23	20.847	1:56.525	93	33.662	1:46.512	16	13.701	2:32.503	16	10.492	2:46.485	93	21.452	1:42.701
31	21.173	1:56.851	23	34.011	1:45.669	93	14.397	2:32.669	93	11.199	2:46.496	25	23.188	1:44.311
25	21.243	1:56.921	25	34.762	1:46.024	25	15.275	2:32.447	25	11.325	2:45.744	91	23.866	1:44.101
91	22.710	1:58.388	91	35.973	1:45.768	91	15.702	2:31.663	91	12.213	2:46.205	42	24.499	1:43.643
42	25.234	2:00.912	42	38.661	1:45.932	42	16.462	2:29.735	42	13.304	2:46.536			

Car 7 - 10 second penalty - J.13.3.1. Car No 23 - 10 second penalty - J16.1.2.  
Weather / Track : Cloudy / Drying

Brands Hatch GP  
Circuit Length = 2.6082 miles.  
Start: 16:02 End: 16:32

**Orwell Supersports Cup**  
**RACE CLASSIFICATION - RACE 12 - LAP CHART**  
 (contd.)

Lap 6			Lap 7			Lap 8			Lap 9			Lap 10		
No	Behind	Laptime	No	Behind	Laptime	No	Behind	Laptime	No	Behind	Laptime	No	Behind	Laptime
6		1:31.589	6		1:31.657	6		1:30.527	6		1:30.629	6		1:30.247
3	0.239	1:29.784	3	0.209	1:31.627	3	0.747	1:31.065	3	0.259	1:30.141	35	2.873	1:31.462
35	2.365	1:31.759	35	1.640	1:30.932	35	1.969	1:30.856	35	1.658	1:30.318	94	2.873	1:31.121
94	3.302	1:31.583	94	2.648	1:31.003	94	2.737	1:30.616	94	1.999	1:29.891	7	19.919	1:33.762
7	8.969	1:35.488	7	11.274	1:33.962	7	14.184	1:33.437	7	16.404	1:32.849	68	20.623	1:33.562
9	10.009	1:35.913	9	12.126	1:33.774	9	15.053	1:33.454	68	17.308	1:31.737	9	22.014	1:33.851
57	11.626	1:34.895	57	14.112	1:34.143	68	16.200	1:32.398	9	18.410	1:33.986	57	23.861	1:33.878
68	11.970	1:35.038	68	14.329	1:34.016	57	18.061	1:34.476	57	20.230	1:32.798	1	24.151	1:33.785
1	13.360	1:34.687	1	15.484	1:33.781	1	18.394	1:33.437	1	20.613	1:32.848	21	28.460	1:34.899
21	13.842	1:35.003	21	16.841	1:34.656	21	20.528	1:34.214	21	23.808	1:33.909	77	34.127	1:34.418
77	17.612	1:36.388	77	21.768	1:35.813	77	26.344	1:35.103	77	29.956	1:34.241	37	40.248	1:35.636
37	20.411	1:38.204	37	25.379	1:36.625	37	30.264	1:35.412	37	34.859	1:35.224	31	44.535	1:36.777
31	21.681	1:36.858	31	26.633	1:36.609	31	32.426	1:36.320	31	38.005	1:36.208	34	56.462	1:38.329
34	24.568	1:38.862	34	32.266	1:39.355	34	41.362	1:39.623	34	48.380	1:37.647	23	57.124	1:36.448
23	28.307	1:40.164	23	35.906	1:39.256	23	43.928	1:38.549	23	50.923	1:37.624	16	1:00.924	1:38.359
26	29.105	1:41.497	26	37.089	1:39.641	16	46.498	1:39.115	16	52.812	1:36.943	26	1:06.328	1:40.123
16	30.553	1:42.104	16	37.910	1:39.014	26	47.505	1:40.943	26	56.452	1:39.576	93	1:06.904	1:39.643
93	31.551	1:41.688	93	40.590	1:40.696	93	49.079	1:39.016	93	57.508	1:39.058	91	1:21.284	1:43.500
91	34.359	1:42.082	91	44.795	1:42.093	91	56.761	1:42.493	91	1:08.031	1:41.899	42	1:28.190	1:42.245
42	37.672	1:44.762	42	49.525	1:43.510	42	1:03.061	1:44.063	42	1:16.192	1:43.760	25	1:29.546	1:41.014
25	38.943	1:47.344	25	52.949	1:45.663	25	1:06.943	1:44.521	25	1:18.779	1:42.465			

Car 7 - 10 second penalty - J.13.3.1. Car No 23 - 10 second penalty - J16.1.2.  
 Weather / Track : Cloudy / Drying

Brands Hatch GP  
 Circuit Length = 2.6082 miles.  
 Start: 16:02 End: 16:32

**Orwell Supersports Cup**  
**RACE CLASSIFICATION - RACE 12 - LAP CHART**  
 (contd.)

Lap 11			Lap 12			Lap 13			Lap 14			Lap 15		
No	Behind	Laptime	No	Behind	Laptime	No	Behind	Laptime	No	Behind	Laptime	No	Behind	Laptime
6		1:30.522	6		2:30.649	6		2:38.777	6		2:23.778	6		1:29.348
35	1.414	1:29.063	25	1 LAP	2:32.350	35	1.153	2:37.847	35	1.166	2:23.791	35	0.868	1:29.050
94	2.214	1:29.863	35	2.083	2:31.318	94	1.680	2:37.939	94	2.155	2:24.253	94	2.032	1:29.225
7	21.912	1:32.515	94	2.518	2:30.953	7	2.352	2:37.717	7	2.271	2:23.697	7	6.485	1:33.562
68	23.180	1:33.079	7	3.412	2:12.149	68	2.977	2:37.812	68	2.484	2:23.285	9	6.505	1:33.309
9	23.806	1:32.314	68	3.942	2:11.411	9	3.927	2:38.005	9	2.544	2:22.395	1	7.336	1:33.185
1	26.854	1:33.225	9	4.699	2:11.542	1	4.831	2:38.038	1	3.499	2:22.446	21	8.756	1:32.770
57	28.227	1:34.888	1	5.570	2:09.365	57	5.685	2:37.416	57	5.219	2:23.312	77	12.567	1:35.883
21	32.030	1:34.092	57	7.046	2:09.468	21	6.485	2:37.222	21	5.334	2:22.627	68	12.845	1:39.709
77	38.034	1:34.429	21	8.040	2:06.659	77	7.385	2:37.067	77	6.032	2:22.425	37	12.845	1:36.007
37	46.044	1:36.318	77	9.095	2:01.710	37	8.290	2:37.269	37	6.186	2:21.674	57	13.030	1:37.159
31	52.936	1:38.923	37	9.798	1:54.403	31	8.983	2:37.211	31	7.013	2:21.808	3	5 LAPS	12:16.132
23	1:03.068	1:36.466	31	10.549	1:48.262	23	10.210	2:21.097	23	8.007	2:21.575	31	13.687	1:36.022
34	1:03.760	1:37.820	23	27.890	1:55.471	34	10.988	2:21.440	34	8.756	2:21.546	23	14.039	1:35.380
16	1:09.256	1:38.854	34	28.325	1:55.214	16	11.487	2:21.470	16	9.159	2:21.450	34	14.975	1:35.567
26	1:14.637	1:38.831	16	28.794	1:50.187	26	12.252	2:18.354	26	9.801	2:21.327	16	15.816	1:36.005
93	1:15.405	1:39.023	26	32.675	1:48.687	93	13.501	2:18.919	93	10.716	2:20.993	26	16.824	1:36.371
91	1:34.929	1:44.167	93	33.359	1:48.603	91	13.969	2:02.047	91	11.529	2:21.338	93	19.406	1:38.038
42	1:49.260	1:51.592	91	50.699	1:46.419	42	14.822	1:50.198	42	11.924	2:20.880	91	20.883	1:38.702
			42	1:03.401	1:44.790							42	23.032	1:40.456

Car 7 - 10 second penalty - J.13.3.1. Car No 23 - 10 second penalty - J16.1.2.  
 Weather / Track : Cloudy / Drying

Brands Hatch GP  
 Circuit Length = 2.6082 miles.  
 Start: 16:02 End: 16:32

**Orwell Supersports Cup**  
**RACE CLASSIFICATION - RACE 12 - LAP CHART**  
 (contd.)

Lap 16			Lap 17			Lap 18			Lap 19			Lap 20		
No	Behind	Laptime	No	Behind	Laptime	No	Behind	Laptime	No	Behind	Laptime	No	Behind	Laptime
6		1:28.479												
35	1.043	1:28.654												
94	2.401	1:28.848												
9	9.895	1:31.869												
7	10.187	1:32.181												
1	11.206	1:32.349												
21	12.653	1:32.376												
77	17.501	1:33.413												
37	18.332	1:33.966												
31	19.368	1:34.160												
23	21.035	1:35.475												
57	21.506	1:36.955												
34	22.087	1:35.591												
16	23.389	1:36.052												
26	24.090	1:35.745												
93	28.582	1:37.655												
91	33.298	1:40.894												
42	37.480	1:42.927												

Car 7 - 10 second penalty - J.13.3.1. Car No 23 - 10 second penalty - J16.1.2.  
 Weather / Track : Cloudy / Drying

Brands Hatch GP  
 Circuit Length = 2.6082 miles.  
 Start: 16:02 End: 16:32

## HSCC Historic Road Sports QUALIFYING - RACE 5

POS	NO	CL	NAME	NAT	CAR	TIME	LAPS	GAP	MPH
1	18	A	Laurence BAILEY		TVR Griffith	1:46.665	11		88.02
2	69	C	Andy SHEPHERD		Lotus Seven Series II	1:49.081	9	2.416	86.07
3	15	B	Mike EAGLES		Milano GT Mk1	1:50.425	11	3.760	85.03
4	4	A	Bruce STAPLETON		Morgan Plus 8	1:50.603	5	3.938	84.89
5	52	B	Justin MURPHY		Milano GT Mk1	1:51.118	10	4.453	84.50
6	33	Inv	Nigel WEBB		Jaguar XK120	1:51.973	7	5.308	83.85
7	54	C	Martin HALLIDAY		Lotus Seven	1:52.246	10	5.581	83.65
8	1	D	Robert BARRIE		Porsche 911S	1:52.859	10	6.194	83.19
9	27	B	Chris BURBURY		Triumph TR5	1:52.921	10	6.256	83.15
10	25	C	David RANDALL		Ginetta G4	1:53.757	10	7.092	82.54
11	22	C	John FITZGERALD		Lotus Elan S1	1:53.759	10	7.094	82.53
12	71	E	Dick COFFEY		Turner Mk1	1:54.260	10	7.595	82.17
13	32	E	Patrick WARD-BOOTH		Ginetta G4	1:55.535	10	8.870	81.27
14	72	E	Jim GATHERCOLE		MG Midget	1:55.696	8	9.031	81.15
15	55	A	Hugo DIXON		Chevrolet Camaro	1:56.370	9	9.705	80.68
16	20	B	Rory BELL		Triumph TR5	1:56.865	10	10.200	80.34
17	39	Inv	Jonathan HARTOP		Alfa Romeo 2000GTV	1:58.095	10	11.430	79.50
18	19	A	Adam SIMMONDS		Ford Mustang	1:58.164	10	11.499	79.46
19	63	B	Colin SHARP		Triumph TR4A	1:58.560	5	11.895	79.19
20	67	A	David BENNETT		Aston Martin DB4	1:59.408	10	12.743	78.63
21	24	F	Trevor GROOM		Jaguar XK140	1:59.711	10	13.046	78.43
22	74	A	Robin BATT		Jaguar E-Type	2:00.784	9	14.119	77.73
23	45	D	Matthew NEWMAN		Alfa Romeo Giulia GTV	2:01.346	9	14.681	77.37
24	78	B	Jonathon RUSHTON		Morgan Plus 4	2:01.353	9	14.688	77.37
25	28	D	Nobu ASAI		Porsche 911T	2:01.662	9	14.997	77.17
26	66	D	Mark HOBLE		Lancia Flavia Zagato	2:04.351	10	17.686	75.50
27	59	70E	Ralph HARWOOD-PENN		MG Midget	2:04.408	9	17.743	75.47
28	7	F	Brian ARCULUS		Jaguar XK120	2:05.644	8	18.979	74.73
29	85	E	John BENNETT		Alfa Romeo Giulietta Sprint Vel	2:08.136	8	21.471	73.27
30	30	F	Tim BURRETT		Lancia Aurelia B20	2:08.594	9	21.929	73.01
31	79	D	Duncan HOLDEN		Truimpht GT6 MkII	2:12.629	9	25.964	70.79
32	99	70E	Jonathan SMART		Lancia Fulvia	2:14.757	9	28.092	69.67
33	17	F	Chris GAWNE		Lancia Aurelia B20 GT	2:18.217	9	31.552	67.93

Car No's 4, 30 & 63 need working transponders. Car No 66 transponder intermitent.

Weather / Track : Cloudy / Dry

These results are provisional until the conclusion of any judicial and technical matters.

Brands Hatch

Circuit Length = 2.6082 miles.

Start: 11:15 End: 11:35

Clerk Of Course:	Stewards:	Timekeeper:
------------------	-----------	-------------

## HSCC Historic Road Sports QUALIFYING - LAP ANALYSIS

<b>1</b>	<b>Robert BARRIE</b>	Porsche 911S
1 - 3:27.692	6 - 1:53.348	
2 - 2:03.123	7 - 1:53.857	
3 - 1:55.640	8 - 1:54.671	
4 - 1:54.591	9 - 1:54.324	
5 - 1:53.776	10 - <b>1:52.859</b>	
<b>4</b>	<b>Bruce STAPLETON</b>	Morgan Plus 8
1 - 3:20.324		
2 - 1:54.335		
3 - 1:53.238		
4 - <b>1:50.603</b>		
5 - 1:50.991		
<b>7</b>	<b>Brian ARCULUS</b>	Jaguar XK120
1 - 3:34.822	6 - 2:06.006	
2 - 2:10.666	7 - 2:07.055	
3 - 2:12.106	8 - <b>2:05.644</b>	
4 - 2:05.957		
5 - 2:07.050		
<b>15</b>	<b>Mike EAGLES</b>	Milano GT Mk1
1 - 2:38.955	6 - 1:52.590	11 - 2:04.466
2 - 1:53.751	7 - 1:55.194	
3 - 1:51.643	8 - 1:52.982	
4 - 1:53.140	9 - 1:51.722	
5 - 1:51.802	10 - <b>1:50.425</b>	
<b>17</b>	<b>Chris GAWNE</b>	Lancia Aurelia B20 GT
1 - 3:15.800	6 - <b>2:18.217</b>	
2 - 2:24.900	7 - 2:18.925	
3 - 2:25.223	8 - 2:19.829	
4 - 2:19.769	9 - 2:20.062	
5 - 2:22.508		
<b>18</b>	<b>Laurence BAILEY</b>	TVR Griffith
1 - 2:27.644	6 - 1:49.777	11 - 1:50.303
2 - 1:57.198	7 - 1:49.626	
3 - 1:51.558	8 - 1:49.713	
4 - 1:49.363	9 - <b>1:46.665</b>	
5 - 1:48.790	10 - 1:49.109	



## HSCC Historic Road Sports QUALIFYING - LAP ANALYSIS

(contd.)

<b>19</b>	<b>Adam SIMMONDS</b>	Ford Mustang
1 - 3:13.129	6 - 2:00.193	
2 - 2:00.371	7 - 2:00.406	
3 - 1:59.549	8 - 1:58.871	
4 - 2:03.331	9 - 1:58.645	
5 - <b>1:58.164</b>	10 - 2:00.274	
<b>20</b>	<b>Rory BELL</b>	Triumph TR5
1 - 2:26.129	6 - 2:00.162	
2 - 2:02.530	7 - 1:57.707	
3 - 2:00.805	8 - <b>1:56.865</b>	
4 - 1:59.319	9 - 1:57.767	
5 - 1:58.198	10 - 1:57.115	
<b>22</b>	<b>John FITZGERALD</b>	Lotus Elan S1
1 - 3:19.202	6 - 2:07.151	
2 - 2:01.459	7 - 1:56.324	
3 - 1:56.255	8 - 1:54.017	
4 - 1:55.830	9 - 1:55.496	
5 - <b>1:53.759</b>	10 - 1:55.737	
<b>24</b>	<b>Trevor GROOM</b>	Jaguar XK140
1 - 2:27.187	6 - 2:02.278	
2 - 2:02.921	7 - 2:00.999	
3 - 2:06.401	8 - 2:00.161	
4 - 2:00.677	9 - 1:59.895	
5 - 2:01.246	10 - <b>1:59.711</b>	
<b>25</b>	<b>David RANDALL</b>	Ginetta G4
1 - 2:49.215	6 - 1:55.208	
2 - 2:02.038	7 - 1:54.727	
3 - 1:57.958	8 - <b>1:53.757</b>	
4 - 1:55.899	9 - 1:54.100	
5 - 1:55.062	10 - 1:54.172	
<b>27</b>	<b>Chris BURBURY</b>	Triumph TR5
1 - 3:21.218	6 - 1:53.270	
2 - 1:57.135	7 - 1:53.966	
3 - 1:55.348	8 - 1:53.335	
4 - 1:58.005	9 - 1:53.639	
5 - 1:52.995	10 - <b>1:52.921</b>	

## HSCC Historic Road Sports QUALIFYING - LAP ANALYSIS

(contd.)

<b>28</b>	<b>Nobu ASAI</b>	Porsche 911T
1 - 3:42.991	6 - 2:03.694	
2 - 3:02.940	7 - 2:02.608	
3 - 2:04.193	8 - 2:03.792	
4 - 2:03.793	9 - 2:03.553	
5 - <b>2:01.662</b>		
<b>30</b>	<b>Tim BURRETT</b>	Lancia Aurelia B20
1 - 2:45.944	6 - 2:10.846	
2 - 2:13.659	7 - 2:10.012	
3 - <b>2:08.594</b>	8 - 2:10.335	
4 - 2:12.332	9 - 2:11.220	
5 - 2:10.777		
<b>32</b>	<b>Patrick WARD-BOOTH</b>	Ginetta G4
1 - 2:34.294	6 - 2:01.133	
2 - 2:05.481	7 - 1:59.486	
3 - 2:03.267	8 - <b>1:55.535</b>	
4 - 1:59.638	9 - 1:57.515	
5 - 1:59.172	10 - 1:58.874	
<b>33</b>	<b>Nigel WEBB</b>	Jaguar XK120
1 - 2:13.741	6 - 1:54.108	
2 - <b>1:51.973</b>	7 - 3:03.554P	
3 - 1:53.405		
4 - 1:54.003		
5 - 1:53.358		
<b>39</b>	<b>Jonathan HARTOP</b>	Alfa Romeo 2000GTV
1 - 3:25.091	6 - 2:01.239	
2 - 2:16.539	7 - 2:01.015	
3 - 2:04.768	8 - 1:58.681	
4 - 2:02.065	9 - <b>1:58.095</b>	
5 - 2:01.347	10 - 2:01.739	
<b>45</b>	<b>Matthew NEWMAN</b>	Alfa Romeo Giulia GTV
1 - 3:08.226	6 - 2:09.497	
2 - 2:08.818	7 - <b>2:01.346</b>	
3 - 2:02.970	8 - 2:03.117	
4 - 2:04.874	9 - 2:02.972	
5 - 2:26.366P		

Car No's 4, 30 & 63 need working transponders. Car No 66 transponder intermittent.  
Weather / Track : Cloudy / Dry

Brands Hatch  
Circuit Length = 2.6082 miles.  
Start: 11:15 End: 11:35

## HSCC Historic Road Sports QUALIFYING - LAP ANALYSIS

(contd.)

<b>52</b>	<b>Justin MURPHY</b>	Milano GT Mk1
1 -	2:57.321	6 - 1:52.549
2 -	1:56.300	7 - 1:52.328
3 -	1:54.137	8 - 1:51.787
4 -	1:51.684	9 - 1:52.254
5 -	1:52.901	10 - <b>1:51.118</b>
<b>54</b>	<b>Martin HALLIDAY</b>	Lotus Seven
1 -	3:09.351	6 - 1:54.644
2 -	1:56.578	7 - 1:55.533
3 -	1:54.252	8 - <b>1:52.246</b>
4 -	1:52.943	9 - 1:53.339
5 -	1:53.279	10 - 1:52.324
<b>55</b>	<b>Hugo DIXON</b>	Chevrolet Camaro
1 -	3:27.243	6 - 1:56.620
2 -	2:07.407	7 - 1:57.756
3 -	1:59.790	8 - <b>1:56.370</b>
4 -	1:58.330	9 - 2:00.269
5 -	1:57.988	
<b>59</b>	<b>Ralph HARWOOD-PENN</b>	MG Midget
1 -	3:20.845	6 - <b>2:04.408</b>
2 -	2:09.864	7 - 2:05.697
3 -	2:06.704	8 - 2:04.602
4 -	2:05.446	9 - 2:06.680
5 -	2:06.370	
<b>63</b>	<b>Colin SHARP</b>	Triumph TR4A
1 -	3:14.690	
2 -	<b>1:58.560</b>	
3 -	1:58.800	
4 -	1:58.742	
5 -	2:11.295	
<b>66</b>	<b>Mark HOBLE</b>	Lancia Flavia Zagato
1 -	2:56.527	6 - 2:05.467
2 -	2:07.324	7 - 2:05.932
3 -	2:05.319	8 - 2:04.779
4 -	2:07.163	9 - 2:04.824
5 -	2:04.548	10 - <b>2:04.351</b>

Car No's 4, 30 & 63 need working transponders. Car No 66 transponder intermittent.  
Weather / Track : Cloudy / Dry

## HSCC Historic Road Sports QUALIFYING - LAP ANALYSIS

(contd.)

<b>67</b>	<b>David BENNETT</b>	Aston Martin DB4
1 -	3:17.266	6 - 2:02.261
2 -	2:03.011	7 - 2:02.335
3 -	2:00.696	8 - 1:59.709
4 -	<b>1:59.408</b>	9 - 2:00.017
5 -	2:01.066	10 - 2:01.436
<b>69</b>	<b>Andy SHEPHERD</b>	Lotus Seven Series II
1 -	2:10.966	6 - 1:51.433
2 -	1:50.796	7 - 1:52.699
3 -	1:50.457	8 - <b>1:49.081</b>
4 -	1:52.410	9 - 1:51.830
5 -	1:50.188	
<b>71</b>	<b>Dick COFFEY</b>	Turner Mk1
1 -	3:11.797	6 - 1:57.245
2 -	1:59.878	7 - 1:55.894
3 -	1:58.639	8 - 1:58.263
4 -	1:58.732	9 - 1:56.506
5 -	1:57.299	10 - <b>1:54.260</b>
<b>72</b>	<b>Jim GATHERCOLE</b>	MG Midget
1 -	3:08.717	6 - <b>1:55.696</b>
2 -	1:57.799	7 - 1:56.389
3 -	2:07.167	8 - 1:57.302
4 -	2:01.110	
5 -	1:56.087	
<b>74</b>	<b>Robin BATT</b>	Jaguar E-Type
1 -	3:35.392	6 - 2:04.742
2 -	2:07.771	7 - 2:01.726
3 -	2:06.644	8 - 2:01.478
4 -	2:04.392	9 - <b>2:00.784</b>
5 -	2:06.278	
<b>78</b>	<b>Jonathon RUSHTON</b>	Morgan Plus 4
1 -	3:25.606	6 - 2:02.374
2 -	2:14.688	7 - 2:03.353
3 -	2:05.196	8 - 2:04.591
4 -	2:04.818	9 - <b>2:01.353</b>
5 -	2:02.726	

Car No's 4, 30 & 63 need working transponders. Car No 66 transponder intermittent.  
Weather / Track : Cloudy / Dry

Brands Hatch  
Circuit Length = 2.6082 miles.  
Start: 11:15 End: 11:35

## HSCC Historic Road Sports QUALIFYING - LAP ANALYSIS

(contd.)

<b>79</b>	<b>Duncan HOLDEN</b>	Triumph GT6 MkII
1 - 3:16.636	6 - 2:16.590	
2 - 2:25.061	7 - 2:14.736	
3 - 2:22.213	8 - <b>2:12.629</b>	
4 - 2:18.175	9 - 2:15.549	
5 - 2:16.470		
<b>85</b>	<b>John BENNETT</b>	Alfa Romeo Giulietta Sprint Vel
1 - 3:40.812	6 - <b>2:08.136</b>	
2 - 2:11.763	7 - 2:10.018	
3 - 2:13.258	8 - 2:08.963	
4 - 2:12.459		
5 - 2:10.732		
<b>99</b>	<b>Jonathan SMART</b>	Lancia Fulvia
1 - 3:21.248	6 - 2:14.878	
2 - 2:23.562	7 - <b>2:14.757</b>	
3 - 2:23.504	8 - 2:16.063	
4 - 2:18.711	9 - 2:17.048	
5 - 2:18.395		

# HSCC Historic Road Sports

## GRID - RACE 5

ROW 17	2:18.217	17	GAWNE			
ROW 16			2:12.629	79	HOLDEN	
ROW 15	2:08.136	85	BENNETT	2:08.594	30	BURRETT
ROW 14			2:04.408	59	HARWOOD-PENN	
ROW 13	2:01.662	28	ASAI	2:04.351	66	HOBLE
ROW 12			2:01.346	45	NEWMAN	
ROW 11	1:59.711	24	GROOM	2:00.784	74	BATT
ROW 10			1:58.560	63	SHARP	
ROW 9	1:58.095	39	HARTOP	1:58.164	19	SIMMONDS
ROW 8			1:56.370	55	DIXON	
ROW 7	1:55.535	32	WARD-BOOTH	1:55.696	72	GATHERCOLE
ROW 6			1:53.759	22	FITZGERALD	
ROW 5	1:52.921	27	BURBURY	1:53.757	25	RANDALL
ROW 4			1:52.246	54	HALLIDAY	
ROW 3	1:51.118	52	MURPHY	1:51.973	33	WEBB
ROW 2			1:50.425	15	EAGLES	
ROW 1	1:46.665	18	BAILEY	1:49.081	69	SHEPHERD

POLE

Car No's 4, 30 & 63 need working transponders. Car No 66 transponder intermitent.  
 Weather / Track : Cloudy / Dry  
 These results are provisional until the conclusion of any judicial and technical matters.

Brands Hatch  
 Circuit Length = 2.6082 miles.  
 Start: 11:15 End: 11:35

Clerk Of Course:	Stewards:	Timekeeper:
------------------	-----------	-------------

## HSCC Historic Road Sports

### RACE CLASSIFICATION - RACE 5

POS	NO	CL	NAME	NAT	CAR	TIME	LAPS	GAP	MPH	BEST
1	18	A	Laurence BAILEY		TVR Griffith	10:58.944	5		71.34	1:57.329
2	4	A	Bruce STAPLETON		Morgan Plus 8	10:59.941	5	0.997	71.24	1:57.396
3	15	B	Mike EAGLES		Milano GT Mk1	11:01.723	5	2.779	71.05	2:00.264
4	52	B	Justin MURPHY		Milano GT Mk1	11:03.082	5	4.138	70.90	2:02.822
5	33	Inv	Nigel WEBB		Jaguar XK120	11:04.147	5	5.203	70.79	2:02.258
6	27	B	Chris BURBURY		Triumph TR5	11:06.304	5	7.360	70.56	2:03.037
7	55	A	Hugo DIXON		Chevrolet Camaro	11:09.983	5	11.039	70.17	2:05.145
8	1	D	Robert BARRIE		Porsche 911S	11:11.254	5	12.310	70.04	2:08.430
9	25	C	David RANDALL		Ginetta G4	11:15.078	5	16.134	69.64	2:09.198
10	20	B	Rory BELL		Triumph TR5	11:16.292	5	17.348	69.51	2:09.102
11	19	A	Adam SIMMONDS		Ford Mustang	11:17.218	5	18.274	69.42	2:06.189
12	28	D	Nobu ASAI		Porsche 911T	11:17.862	5	18.918	69.35	2:08.137
13	74	A	Robin BATT		Jaguar E-Type	11:24.374	5	25.430	68.69	2:12.062
14	24	F	Trevor GROOM		Jaguar XK140	11:27.976	5	29.032	68.33	2:11.794
15	71	E	Dick COFFEY		Turner Mk1	11:28.760	5	29.816	68.26	2:11.693
16	32	E	Patrick WARD-BOOTH		Ginetta G4	11:31.111	5	32.167	68.02	2:14.277
17	63	B	Colin SHARP		Triumph TR4A	11:31.714	5	32.770	67.96	2:08.467
18	78	B	Jonathon RUSHTON		Morgan Plus 4	11:37.921	5	38.977	67.36	2:13.710
19	39	Inv	Jonathan HARTOP		Alfa Romeo 2000GTV	11:38.816	5	39.872	67.27	2:13.691
20	54	C	Martin HALLIDAY		Lotus Seven	11:40.164	5	41.220	67.14	2:13.415
21	45	D	Matthew NEWMAN		Alfa Romeo Giulia GTV	11:43.164	5	44.220	66.86	2:14.432
22	66	D	Mark HOBLE		Lancia Flavia Zagato	11:45.084	5	46.140	66.68	2:16.023
23	7	F	Brian ARCULUS		Jaguar XK120	12:04.213	5	1:05.269	64.91	2:19.424
24	30	F	Tim BURRETT		Lancia Aurelia B20	12:06.638	5	1:07.694	64.70	2:19.662
25	99	70E	Jonathan SMART		Lancia Fulvia	12:07.482	5	1:08.538	64.62	2:18.581
26	59	70E	Ralph HARWOOD-PENN		MG Midget	12:09.300	5	1:10.356	64.46	2:19.314
27	67	A	David BENNETT		Aston Martin DB4	12:17.126	5	1:18.182	63.78	2:19.395
28	79	D	Duncan HOLDEN		Triumph GT6 MkII	12:46.249	5	1:47.305	61.35	2:24.423
29	85	E	John BENNETT		Alfa Romeo Giulietta Sprint Vel	12:48.120	5	1:49.176	61.20	2:23.538
30	17	F	Chris GAWNE		Lancia Aurelia B20 GT	13:01.313	5	2:02.369	60.17	2:28.524

#### NOT CLASSIFIED

69	C	Andy SHEPHERD	Lotus Seven Series II	11:05.478	5	N.C.F.	70.64	2:02.970
72	E	Jim GATHERCOLE	MG Midget	13:56.839	3	N.C.F.	33.74	2:11.759
22	C	John FITZGERALD	Lotus Elan S1	2:23.513	1	D.N.F.	65.89	2:23.513

#### FASTEST LAP

18	A	Laurence BAILEY	TVR Griffith	1:57.329	4	80.02mph	128.79kph
15	B	Mike EAGLES	Milano GT Mk1	2:00.264	2	78.07mph	125.64kph
33	Inv	Nigel WEBB	Jaguar XK120	2:02.258	2	76.80mph	123.59kph
69	C	Andy SHEPHERD	Lotus Seven Series II	2:02.970	2	76.35mph	122.88kph
28	D	Nobu ASAI	Porsche 911T	2:08.137	4	73.27mph	117.92kph
71	E	Dick COFFEY	Turner Mk1	2:11.693	4	71.29mph	114.74kph
24	F	Trevor GROOM	Jaguar XK140	2:11.794	4	71.24mph	114.65kph
99	70E	Jonathan SMART	Lancia Fulvia	2:18.581	2	67.75mph	109.04kph

Car No 69 - Not classified - Not running at Red Flag  
Weather / Track : Cloudy / Wet

Brands Hatch  
Circuit Length = 2.6082 miles.  
Start: 16:36 End: 16:51

Clerk of Course:	Stewards:	Timekeeper:
------------------	-----------	-------------

# HSCC Historic Road Sports

## RACE CLASSIFICATION - RACE 5 - LAP CHART

Lap 1			Lap 2			Lap 3			Lap 4			Lap 5		
No	Behind	Laptime	No	Behind	Laptime	No	Behind	Laptime	No	Behind	Laptime	No	Behind	Laptime
18		2:03.468	18		1:57.888	18		1:58.222	18		1:57.329	18		3:02.037
4	1.636	2:05.104	4	1.144	1:57.396	4	2.424	1:59.502	4	2.545	1:57.450	4	0.997	3:00.489
52	5.300	2:08.768	15	9.401	2:00.264	15	11.652	2:00.473	15	16.442	2:02.119	15	2.779	2:48.374
15	7.025	2:10.493	52	10.234	2:02.822	52	14.953	2:02.941	52	22.295	2:04.671	52	4.138	2:43.880
33	7.534	2:11.002	33	11.904	2:02.258	33	20.173	2:06.491	33	33.818	2:10.974	33	5.203	2:33.422
27	11.822	2:15.290	69	16.922	2:02.970	27	22.117	2:03.037	69	37.952	2:13.028	69	6.534	2:30.619
69	11.840	2:15.308	27	17.302	2:03.368	69	22.253	2:03.553	27	40.358	2:15.570	27	7.360	2:29.039
1	14.331	2:17.799	55	21.868	2:05.145	55	30.838	2:07.192	55	42.685	2:09.176	55	11.039	2:30.391
55	14.611	2:18.079	1	24.873	2:08.430	1	37.099	2:10.448	1	52.228	2:12.458	1	12.310	2:22.119
25	18.886	2:22.354	25	32.393	2:11.395	25	44.550	2:10.379	25	56.419	2:09.198	25	16.134	2:21.752
54	19.380	2:22.848	72	33.455	2:11.759	20	45.257	2:09.343	20	57.030	2:09.102	20	17.348	2:22.355
72	19.584	2:23.052	20	34.136	2:10.961	19	50.576	2:10.233	19	59.436	2:06.189	19	18.274	2:20.875
22	20.045	2:23.513	28	34.535	2:10.407	74	51.702	2:12.062	28	1:02.754	2:08.137	28	18.918	2:18.201
20	21.063	2:24.531	54	34.907	2:13.415	28	51.946	2:15.633	74	1:07.535	2:13.162	74	25.430	2:19.932
74	21.740	2:25.208	63	36.541	2:10.899	24	56.180	2:14.060	24	1:10.645	2:11.794	24	29.032	2:20.424
28	22.016	2:25.484	74	37.862	2:14.010	32	57.171	2:16.099	71	1:12.044	2:11.693	71	29.816	2:19.809
32	22.905	2:26.373	19	38.565	2:11.793	71	57.680	2:14.883	32	1:14.679	2:14.837	32	32.167	2:19.525
63	23.530	2:26.998	32	39.294	2:14.277	39	58.475	2:14.397	63	1:15.528	2:08.467	63	32.770	2:19.279
24	24.331	2:27.799	24	40.342	2:13.899	78	59.602	2:14.426	78	1:17.867	2:15.594	78	38.977	2:23.147
19	24.660	2:28.128	71	41.019	2:13.472	54	1:01.429	2:24.744	39	1:18.592	2:17.446	39	39.872	2:23.317
71	25.435	2:28.903	39	42.300	2:13.691	45	1:01.659	2:14.981	54	1:19.563	2:15.463	54	41.220	2:23.694
39	26.497	2:29.965	78	43.398	2:13.710	63	1:04.390	2:26.071	45	1:21.593	2:17.263	45	44.220	2:24.664
78	27.576	2:31.044	45	44.900	2:14.432	66	1:10.983	2:17.129	66	1:29.677	2:16.023	66	46.140	2:18.500
45	28.356	2:31.824	66	52.076	2:19.175	7	1:14.200	2:19.424	7	1:39.664	2:22.793	7	1:05.269	2:27.642
7	28.711	2:32.179	7	52.998	2:22.175	30	1:18.570	2:21.785	30	1:41.125	2:19.884	30	1:07.694	2:28.606
66	30.789	2:34.257	30	55.007	2:19.662	59	1:19.087	2:20.348	99	1:43.884	2:20.395	99	1:08.538	2:26.691
30	33.233	2:36.701	67	56.300	2:19.395	99	1:20.818	2:20.599	59	1:44.392	2:22.634	59	1:10.356	2:28.001
67	34.793	2:38.261	59	56.961	2:19.314	67	1:22.046	2:23.968	67	1:45.823	2:21.106	67	1:18.182	2:34.396
59	35.535	2:39.003	99	58.441	2:18.581	79	1:34.622	2:26.206	79	2:06.454	2:29.161	79	1:47.305	2:42.888
99	37.748	2:41.216	79	1:06.638	2:24.423	85	1:35.822	2:26.209	85	2:08.466	2:29.973	85	1:49.176	2:42.747
79	40.103	2:43.571	85	1:07.835	2:23.538	17	1:46.538	2:30.118	17	2:28.278	2:39.069	17	2:02.369	2:36.128
85	42.185	2:45.653	17	1:14.642	2:28.524							72	2 LAPS	9:22.028P
17	44.006	2:47.474												

Car No 69 - Not classified - Not running at Red Flag  
Weather / Track : Cloudy / Wet

Brands Hatch  
Circuit Length = 2.6082 miles.  
Start: 16:36 End: 16:51



## HSCC Classic Formula 3 QUALIFYING - RACE 6

POS	NO	CL	NAME	NAT	CAR	TIME	LAPS	GAP	MPH
1	1	A	Steve MAXTED		Argo JM6	1:34.340	10		99.52
2	17	A	Keith WHITE		Ralt RT 1	1:34.428	12	0.088	99.43
3	14	A	Iain ROWLEY		March 793	1:35.040	7	0.700	98.79
4	2	A	Neil DUNKEL		Argo JM3	1:35.933	12	1.593	97.87
5	46	A	Alan GOODMAN		March 793	1:36.228	12	1.888	97.57
6	50	A	Julian BALDWIN		March 783	1:36.395	12	2.055	97.40
7	63	A	Paul SMITH		Reynard SF79	1:36.522	12	2.182	97.27
8	4	A	Paul CAMPFIELD		March 803	1:37.103	12	2.763	96.69
9	29	A	Bryan SHAW		March 803	1:37.289	9	2.949	96.51
10	82	A	John BRADSHAW		Argo JM1	1:38.179	12	3.839	95.63
11	56	A	David SMITHIES		March 793	1:38.878	12	4.538	94.96
12	3	A	John WATSON		March 803	1:38.896	12	4.556	94.94
13	57	A	Richard AUSTIN		Chevron B38	1:38.942	12	4.602	94.89
14	53	Inv	Roger PRICE		Delta T79	1:39.096	12	4.756	94.75
15	7	A	Richard TROTT		Ralt RT1	1:39.849	9	5.509	94.03
16	90	A	Alan PARKER		Chevron B38	1:39.922	6	5.582	93.96
17	9	Inv	Adam ORMANDY		Reynard SF78	1:40.027	12	5.687	93.87
18	79	Inv	Warren MOYE		Delta T79	1:40.183	12	5.843	93.72
19	92	A	Ian RIMMER		Ralt RT1	1:40.624	11	6.284	93.31
20	54	Inv	Peter RICHARDS		Delta T79	1:40.735	12	6.395	93.21
21	37	A	Mike SIMPSON		Ralt RT1	1:40.792	9	6.452	93.15
22	5	A	Paul WYETH		March 793	1:41.021	12	6.681	92.94
23	83	Inv	Jonathan LUCAS		Reynard SF79	1:41.163	11	6.823	92.81
24	12	Inv	Andy MURDOCH		Royale RP27	1:41.452	12	7.112	92.55
25	78	inv	Jeremy MAIN		Reynard SF79	1:41.788	12	7.448	92.24
26	52	A	James PARSONS		March 803B	1:41.821	11	7.481	92.21
27	76	A	David O'DWYER		March 763	1:43.355	3	9.015	90.84
28	43	Inv	Jan LANGDON		Reynard SF78	1:43.483	11	9.143	90.73
29	87	A	Andrew STORER		Chevron B38	1:44.176	9	9.836	90.13
30	60	Inv	Nigel GRANT		Delta T78	1:44.438	11	10.098	89.90
31	64	Inv	Janet SHERRY		Royale RP27	1:44.699	11	10.359	89.68
32	58	Inv	Iain ECKETT		Delta T79W	1:52.770	5	18.430	83.26
33	74	Inv	Seamus DOYLE		Lola T580	1:52.875	2	18.535	83.18
34	96	B	Gareth WALTERS		Palliser WD F3	1:54.385	10	20.045	82.08

Car No's 1 & 9 need working transponders please. No 58 please check stopped working  
Weather / Track : Cloudy / Dry  
These results are provisional until the conclusion of any judicial and technical matters.

Brands Hatch  
Circuit Length = 2.6082 miles.  
Start: 11:43 End: 12:03

Clerk Of Course:	Stewards:	Timekeeper:
------------------	-----------	-------------

## HSCC Classic Formula 3 QUALIFYING - LAP ANALYSIS

<b>1</b>	<b>Steve MAXTED</b>	Argo JM6	
1 -	2:01.756	6 - 1:34.880	
2 -	1:38.631	7 - <b>1:34.340</b>	
3 -	1:34.891	8 - 1:35.596	
4 -	1:35.350	9 - 1:36.727	
5 -	1:41.064	10 - 1:37.936	
<b>2</b>	<b>Neil DUNKEL</b>	Argo JM3	
1 -	2:17.006	6 - 1:42.054	11 - 1:37.377
2 -	1:38.128	7 - <b>1:35.933</b>	12 - 1:36.395
3 -	1:36.416	8 - 1:39.063	
4 -	1:36.694	9 - 1:38.833	
5 -	2:26.227P	10 - 1:37.247	
<b>3</b>	<b>John WATSON</b>	March 803	
1 -	2:52.911	6 - 1:39.612	11 - 1:40.203
2 -	1:46.022	7 - <b>1:38.896</b>	12 - 1:41.539
3 -	1:40.761	8 - 1:41.640	
4 -	1:40.020	9 - 1:39.716	
5 -	1:42.516	10 - 1:40.898	
<b>4</b>	<b>Paul CAMPFIELD</b>	March 803	
1 -	2:34.424	6 - 1:38.917	11 - 1:37.327
2 -	1:43.567	7 - 1:38.431	12 - 2:21.608P
3 -	1:39.343	8 - 1:37.371	
4 -	1:39.672	9 - <b>1:37.103</b>	
5 -	1:40.448	10 - 1:37.215	
<b>5</b>	<b>Paul WYETH</b>	March 793	
1 -	2:08.593	6 - 1:42.442	11 - 1:43.618
2 -	1:47.087	7 - 1:44.224	12 - <b>1:41.021</b>
3 -	1:46.605	8 - 1:42.173	
4 -	1:42.872	9 - 1:44.362	
5 -	1:42.871	10 - 1:44.268	
<b>7</b>	<b>Richard TROTT</b>	Ralt RT1	
1 -	2:15.961	6 - 1:48.279	
2 -	<b>1:39.849</b>	7 - 1:45.358	
3 -	1:41.284	8 - 1:48.646	
4 -	1:45.463	9 - 1:58.909P	
5 -	1:40.409		

Car No's 1 & 9 need working transponders please. No 58 please check stopped working  
Weather / Track : Cloudy / Dry

Brands Hatch  
Circuit Length = 2.6082 miles.  
Start: 11:43 End: 12:03

## HSCC Classic Formula 3 QUALIFYING - LAP ANALYSIS

(contd.)

<b>9</b>	<b>Adam ORMANDY</b>	Reynard SF78
1 - 2:23.088	6 - 1:42.100	11 - 1:40.761
2 - 1:43.476	7 - <b>1:40.027</b>	12 - 1:40.488
3 - 1:42.414	8 - 1:43.259	
4 - 1:42.971	9 - 1:40.976	
5 - 1:43.883	10 - 1:40.611	
<b>12</b>	<b>Andy MURDOCH</b>	Royale RP27
1 - 2:24.231	6 - 1:43.227	11 - 1:43.403
2 - 1:44.467	7 - 1:42.490	12 - <b>1:41.452</b>
3 - 1:44.034	8 - 1:41.671	
4 - 1:45.070	9 - 1:43.393	
5 - 1:43.250	10 - 1:41.681	
<b>14</b>	<b>Iain ROWLEY</b>	March 793
1 - 2:01.398	6 - 2:06.959	
2 - 1:37.165	7 - 1:35.713	
3 - <b>1:35.040</b>		
4 - 1:35.279		
5 - 9:38.847P		
<b>17</b>	<b>Keith WHITE</b>	Ralt RT 1
1 - 2:34.285	6 - 1:35.941	11 - <b>1:34.428</b>
2 - 1:42.553	7 - 1:36.346	12 - 1:34.990
3 - 1:37.603	8 - 1:37.327	
4 - 1:39.034	9 - 1:35.590	
5 - 1:40.098	10 - 1:34.727	
<b>29</b>	<b>Bryan SHAW</b>	March 803
1 - 2:15.806	6 - 1:38.040	
2 - 1:42.718	7 - <b>1:37.289</b>	
3 - 1:40.442	8 - 1:37.554	
4 - 1:41.591	9 - 3:18.466P	
5 - 1:39.671		
<b>37</b>	<b>Mike SIMPSON</b>	Ralt RT1
1 - 2:36.071	6 - 1:41.474	
2 - 1:48.562	7 - 1:41.169	
3 - 1:41.983	8 - 1:42.275	
4 - <b>1:40.792</b>	9 - 1:43.757	
5 - 1:50.167		

Car No's 1 & 9 need working transponders please. No 58 please check stopped working  
Weather / Track : Cloudy / Dry

Brands Hatch  
Circuit Length = 2.6082 miles.  
Start: 11:43 End: 12:03

## HSCC Classic Formula 3 QUALIFYING - LAP ANALYSIS

(contd.)

<b>43</b>	<b>Jan LANGDON</b>	Reynard SF78
1 - 2:34.211	6 - <b>1:43.483</b>	11 - 1:43.554
2 - 1:51.233	7 - 1:43.486	
3 - 1:46.659	8 - 1:43.733	
4 - 1:45.040	9 - 1:43.702	
5 - 1:44.338	10 - 1:43.612	
<b>46</b>	<b>Alan GOODMAN</b>	March 793
1 - 2:33.187	6 - 1:37.793	11 - 1:36.792
2 - 1:43.038	7 - 1:37.478	12 - 1:36.423
3 - 1:40.099	8 - 1:38.566	
4 - 1:39.269	9 - 1:36.778	
5 - 1:41.596	10 - <b>1:36.228</b>	
<b>50</b>	<b>Julian BALDWIN</b>	March 783
1 - 2:00.060	6 - 1:38.387	11 - 1:41.127
2 - 1:42.351	7 - 1:36.421	12 - 1:37.579
3 - 1:38.316	8 - <b>1:36.395</b>	
4 - 1:37.221	9 - 1:37.344	
5 - 1:40.981	10 - 1:37.349	
<b>52</b>	<b>James PARSONS</b>	March 803B
1 - 2:33.332	6 - 1:42.519	11 - <b>1:41.821</b>
2 - 1:51.231	7 - 1:43.460	
3 - 1:48.698	8 - 1:44.936	
4 - 1:46.544	9 - 1:45.082	
5 - 1:45.199	10 - 1:45.759	
<b>53</b>	<b>Roger PRICE</b>	Delta T79
1 - 2:09.665	6 - 1:41.802	11 - 1:39.696
2 - 1:44.167	7 - 1:41.694	12 - 1:39.675
3 - 1:44.072	8 - 1:40.590	
4 - 1:44.977	9 - 1:41.823	
5 - 1:44.019	10 - <b>1:39.096</b>	
<b>54</b>	<b>Peter RICHARDS</b>	Delta T79
1 - 2:36.820	6 - <b>1:40.735</b>	11 - 1:41.623
2 - 1:49.421	7 - 1:41.732	12 - 1:41.754
3 - 1:47.305	8 - 1:42.401	
4 - 1:44.161	9 - 1:43.114	
5 - 1:47.126	10 - 1:41.859	

Car No's 1 & 9 need working transponders please. No 58 please check stopped working  
Weather / Track : Cloudy / Dry

Brands Hatch  
Circuit Length = 2.6082 miles.  
Start: 11:43 End: 12:03

## HSCC Classic Formula 3 QUALIFYING - LAP ANALYSIS

(contd.)

<b>56</b>	<b>David SMITHIES</b>	March 793
1 - 2:46.662	6 - 1:39.409	11 - 1:40.841
2 - 1:44.719	7 - 1:40.221	12 - <b>1:38.878</b>
3 - 1:42.324	8 - 1:40.378	
4 - 1:41.567	9 - 1:39.557	
5 - 1:41.221	10 - 1:39.437	
<b>57</b>	<b>Richard AUSTIN</b>	Chevron B38
1 - 2:53.061	6 - 1:40.104	11 - 1:39.380
2 - 1:42.726	7 - <b>1:38.942</b>	12 - 1:48.247
3 - 1:40.065	8 - 1:40.629	
4 - 1:42.245	9 - 1:40.421	
5 - 1:45.174	10 - 1:42.190	
<b>58</b>	<b>Iain ECKETT</b>	Delta T79W
1 - 9:51.972P		
2 - 2:04.668		
3 - 2:13.518		
4 - <b>1:52.770</b>		
5 - 2:21.056P		
<b>60</b>	<b>Nigel GRANT</b>	Delta T78
1 - 3:00.600	6 - 1:44.996	11 - 1:44.479
2 - 1:54.594	7 - 1:44.721	
3 - 1:49.590	8 - 1:45.906	
4 - 1:48.149	9 - <b>1:44.438</b>	
5 - 1:46.007	10 - 1:44.634	
<b>63</b>	<b>Paul SMITH</b>	Reynard SF79
1 - 2:33.902	6 - 1:37.016	11 - <b>1:36.522</b>
2 - 1:42.806	7 - 1:37.576	12 - 1:37.645
3 - 1:48.438	8 - 1:37.466	
4 - 1:37.813	9 - 1:37.809	
5 - 1:38.052	10 - 1:37.521	
<b>64</b>	<b>Janet SHERRY</b>	Royale RP27
1 - 2:39.788	6 - <b>1:44.699</b>	11 - 1:45.201
2 - 1:52.481	7 - 1:45.704	
3 - 1:47.072	8 - 1:46.207	
4 - 1:45.767	9 - 1:45.960	
5 - 1:45.195	10 - 1:44.767	

Car No's 1 & 9 need working transponders please. No 58 please check stopped working  
Weather / Track : Cloudy / Dry

Brands Hatch  
Circuit Length = 2.6082 miles.  
Start: 11:43 End: 12:03

## HSCC Classic Formula 3 QUALIFYING - LAP ANALYSIS

(contd.)

<b>74</b>	<b>Seamus DOYLE</b>	Lola T580
1 - 3:04.772 2 - <b>1:52.875</b>		
<b>76</b>	<b>David O'DWYER</b>	March 763
1 - 3:04.685 2 - 1:45.670 3 - <b>1:43.355</b>		
<b>78</b>	<b>Jeremy MAIN</b>	Reynard SF79
1 - 2:13.454    6 - 1:44.220    11 - 1:42.773 2 - 1:49.730    7 - 1:44.376    12 - <b>1:41.788</b> 3 - 1:45.440    8 - 1:44.735 4 - 1:50.261    9 - 1:52.059 5 - 1:44.885    10 - 1:43.670		
<b>79</b>	<b>Warren MOYE</b>	Delta T79
1 - 2:20.797    6 - 1:43.013    11 - 1:40.296 2 - 1:44.928    7 - <b>1:40.183</b> 12 - 1:40.262 3 - 1:43.568    8 - 1:41.840 4 - 1:43.149    9 - 1:40.944 5 - 1:44.622    10 - 1:41.200		
<b>82</b>	<b>John BRADSHAW</b>	Argo JM1
1 - 2:30.257    6 - 1:41.472    11 - <b>1:38.179</b> 2 - 1:49.288    7 - 1:40.596    12 - 1:38.317 3 - 1:42.919    8 - 1:40.915 4 - 1:42.831    9 - 1:41.204 5 - 1:41.549    10 - 1:38.880		
<b>83</b>	<b>Jonathan LUCAS</b>	Reynard SF79
1 - 2:57.675    6 - <b>1:41.163</b> 11 - 1:41.626 2 - 1:45.383    7 - 1:41.994 3 - 1:42.765    8 - 1:42.857 4 - 1:42.753    9 - 1:43.994 5 - 1:41.651    10 - 1:45.640		

Car No's 1 & 9 need working transponders please. No 58 please check stopped working  
Weather / Track : Cloudy / Dry

Brands Hatch  
Circuit Length = 2.6082 miles.  
Start: 11:43    End: 12:03

## HSCC Classic Formula 3 QUALIFYING - LAP ANALYSIS

(contd.)

<b>87</b>	<b>Andrew STORER</b>	Chevron B38		
1 -	3:08.414	6 -	1:44.418	
2 -	1:52.242	7 -	<b>1:44.176</b>	
3 -	1:47.306	8 -	5:31.416P	
4 -	1:47.424	9 -	2:18.956	
5 -	1:45.671			
<b>90</b>	<b>Alan PARKER</b>	Chevron B38		
1 -	2:00.805	6 -	<b>1:39.922</b>	
2 -	1:42.417			
3 -	1:40.316			
4 -	3:59.176P			
5 -	1:48.651			
<b>92</b>	<b>Ian RIMMER</b>	Ralt RT1		
1 -	2:18.706	6 -	1:43.317	11 - 1:44.042
2 -	1:51.668	7 -	1:44.202	
3 -	1:50.655	8 -	1:40.794	
4 -	1:45.993	9 -	<b>1:40.624</b>	
5 -	1:45.146	10 -	2:11.097	
<b>96</b>	<b>Gareth WALTERS</b>	Palliser WD F3		
1 -	2:53.500	6 -	1:54.571	
2 -	1:59.923	7 -	2:00.441	
3 -	1:54.555	8 -	1:57.911	
4 -	1:57.950	9 -	1:58.229	
5 -	<b>1:54.385</b>	10 -	1:57.159	

Car No's 1 & 9 need working transponders please. No 58 please check stopped working  
Weather / Track : Cloudy / Dry

Brands Hatch  
Circuit Length = 2.6082 miles.  
Start: 11:43 End: 12:03

# HSCC Classic Formula 3

## GRID - RACE 6

ROW 17	74	1:52.875 DOYLE	96	1:54.385 WALTERS
ROW 16	64	1:44.699 SHERRY	58	1:52.770 ECKETT
ROW 15	87	1:44.176 STORER	60	1:44.438 GRANT
ROW 14	76	1:43.355 O'DWYER	43	1:43.483 LANGDON
ROW 13	78	1:41.788 MAIN	52	1:41.821 PARSONS
ROW 12	83	1:41.163 LUCAS	12	1:41.452 MURDOCH
ROW 11	37	1:40.792 SIMPSON	5	1:41.021 WYETH
ROW 10	92	1:40.624 RIMMER	54	1:40.735 RICHARDS
ROW 9	9	1:40.027 ORMANDY	79	1:40.183 MOYE
ROW 8	7	1:39.849 TROTT	90	1:39.922 PARKER
ROW 7	57	1:38.942 AUSTIN	53	1:39.096 PRICE
ROW 6	56	1:38.878 SMITHIES	3	1:38.896 WATSON
ROW 5	29	1:37.289 SHAW	82	1:38.179 BRADSHAW
ROW 4	63	1:36.522 SMITH	4	1:37.103 CAMPFIELD
ROW 3	46	1:36.228 GOODMAN	50	1:36.395 BALDWIN
ROW 2	14	1:35.040 ROWLEY	2	1:35.933 DUNKEL
ROW 1	1	1:34.340 MAXTED	17	1:34.428 WHITE

POLE

Car No's 1 & 9 need working transponders please. No 58 please check stopped working  
 Weather / Track : Cloudy / Dry  
 These results are provisional until the conclusion of any judicial and technical matters.

Brands Hatch  
 Circuit Length = 2.6082 miles.  
 Start: 11:43 End: 12:03

Clerk Of Course:	Stewards:	Timekeeper:
------------------	-----------	-------------



## HSCC Classic Formula 3

### RACE CLASSIFICATION - RACE 6

POS	NO	CL	NAME	NAT	CAR	TIME	LAPS	GAP	MPH	BEST
1	1	A	Steve MAXTED		Argo JM6	16:36.597	9		84.86	1:47.083
2	17	A	Keith WHITE		Ralt RT 1	16:38.837	9	2.240	84.67	1:45.735
3	63	A	Paul SMITH		Reynard SF79	16:51.511	9	14.914	83.61	1:48.993
4	2	A	Neil DUNKEL		Argo JM3	17:01.094	9	24.497	82.82	1:51.153
5	4	A	Paul CAMPFIELD		March 803	17:19.068	9	42.471	81.39	1:51.869
6	57	A	Richard AUSTIN		Chevron B38	17:21.883	9	45.286	81.17	1:50.388
7	50	A	Julian BALDWIN		March 783	17:41.783	9	1:05.186	79.65	1:48.950
8	9	Inv	Adam ORMANDY		Reynard SF78	17:44.592	9	1:07.995	79.44	1:52.755
9	78	inv	Jeremy MAIN		Reynard SF79	17:52.709	9	1:16.112	78.84	1:54.397
10	53	Inv	Roger PRICE		Delta T79	17:57.725	9	1:21.128	78.47	1:55.332
11	43	Inv	Jan LANGDON		Reynard SF78	18:19.822	9	1:43.225	76.89	1:54.569
12	7	A	Richard TROTT		Ralt RT1	18:20.213	9	1:43.616	76.87	1:49.789
13	56	A	David SMITHIES		March 793	16:49.247	8	1 LAP	74.49	2:02.912
14	64	Inv	Janet SHERRY		Royale RP27	16:58.249	8	1 LAP	73.83	2:00.780
15	60	Inv	Nigel GRANT		Delta T78	17:00.563	8	1 LAP	73.66	2:00.714
16	58	Inv	Iain ECKETT		Delta T79W	17:04.408	8	1 LAP	73.39	1:56.247
17	54	Inv	Peter RICHARDS		Delta T79	17:06.645	8	1 LAP	73.23	1:56.600
18	74	Inv	Seamus DOYLE		Lola T580	17:34.842	8	1 LAP	71.27	2:04.200
19	83	Inv	Jonathan LUCAS		Reynard SF79	17:41.559	8	1 LAP	70.82	2:04.144
20	3	A	John WATSON		March 803	18:28.046	8	1 LAP	67.85	2:07.060
21	96	B	Gareth WALTERS		Palliser WD F3	17:50.857	7	2 LAPS	61.44	2:25.308

#### NOT CLASSIFIED

82	A	John BRADSHAW	Argo JM1	15:25.746	8	D.N.F.	81.21	1:51.721
52	A	James PARSONS	March 803B	9:23.612	4	D.N.F.	66.75	1:57.940
76	A	David O'DWYER	March 763	7:29.991	3	D.N.F.	62.74	2:07.403
46	A	Alan GOODMAN	March 793	2:28.273	1	D.N.F.	63.78	
87	A	Andrew STORER	Chevron B38	2:44.860	1	D.N.F.	57.36	2:44.860
37	A	Mike SIMPSON	Ralt RT1	2:53.247	1	D.N.F.	54.58	2:53.247
14	A	Iain ROWLEY	March 793		0	D.N.F.	N/A	

#### FASTEST LAP

17	A	Keith WHITE	Ralt RT 1	1:45.735	9	88.80mph	142.91kph
9	Inv	Adam ORMANDY	Reynard SF78	1:52.755	8	83.27mph	134.01kph
78	inv	Jeremy MAIN	Reynard SF79	1:54.397	8	82.07mph	132.09kph
96	B	Gareth WALTERS	Palliser WD F3	2:25.308	4	64.61mph	103.99kph

Weather / Track : Cloudy / Wet

These results are provisional until the conclusion of any judicial and technical matters.

Brands Hatch

Circuit Length = 2.6082 miles.

Start: 17:19 End: 17:35

Clerk Of Course:	Stewards:	Timekeeper:
------------------	-----------	-------------

## HSCC Classic Formula 3

### RACE CLASSIFICATION - RACE 6 - LAP CHART

Lap 1			Lap 2			Lap 3			Lap 4			Lap 5		
No	Behind	Laptime	No	Behind	Laptime	No	Behind	Laptime	No	Behind	Laptime	No	Behind	Laptime
17		2:01.363	17		1:53.556	1		1:50.308	1		1:52.075	1		1:48.547
1	0.307	2:01.670	1	0.213	1:53.462	17	3.408	1:53.929	17	1.856	1:50.523	17	2.293	1:48.984
2	1.063	2:02.426	2	2.178	1:54.671	2	4.596	1:52.939	3	1 LAP	2:18.118	63	5.522	1:48.993
63	2.999	2:04.362	63	2.840	1:53.397	63	5.742	1:53.423	2	4.884	1:52.363	2	8.132	1:51.795
82	9.474	2:10.837	82	11.197	1:55.279	82	15.323	1:54.647	63	5.076	1:51.409	82	21.697	1:53.958
4	10.873	2:12.236	4	12.663	1:55.346	4	16.593	1:54.451	82	16.286	1:53.038	4	23.470	1:54.306
57	13.849	2:15.212	57	17.662	1:57.369	57	22.542	1:55.401	4	17.711	1:53.193	57	27.396	1:52.387
9	15.938	2:17.301	9	21.656	1:59.274	9	28.723	1:57.588	57	23.556	1:53.089	3	1 LAP	2:13.354
53	17.726	2:19.089	53	24.550	2:00.380	78	31.043	1:56.675	96	1 LAP	2:32.822	9	39.684	1:56.628
56	17.763	2:19.126	78	24.889	1:59.461	53	33.065	1:59.036	9	31.603	1:54.955	78	42.567	1:56.713
78	18.984	2:20.347	52	26.285	1:59.459	52	33.704	1:57.940	78	34.401	1:55.433	53	48.512	1:57.927
52	20.382	2:21.745	56	30.260	2:06.053	50	38.295	1:58.361	53	39.132	1:58.142	50	48.683	1:55.833
50	22.593	2:23.956	50	30.455	2:01.418	56	44.811	2:05.072	50	41.397	1:55.177	43	1:06.830	1:58.981
46	26.910	2:28.273P	43	36.291	2:03.884	43	47.838	2:02.068	56	55.648	2:02.912	96	1 LAP	2:25.308
43	25.963	2:27.326	76	45.185	2:07.403	64	1:04.177	2:08.824	43	56.396	2:00.633	56	1:11.874	2:04.773
64	29.902	2:31.265	64	45.874	2:09.528	54	1:05.149	2:06.278	64	1:15.781	2:03.679	7	1:25.512	1:56.105
54	31.191	2:32.554	54	49.392	2:11.757	60	1:06.143	2:07.080	60	1:17.760	2:03.692	64	1:29.096	2:01.862
76	31.338	2:32.701	60	49.584	2:10.698	58	1:06.771	2:07.204	7	1:17.954	2:02.177	60	1:31.346	2:02.133
60	32.442	2:33.805	58	50.088	2:10.292	7	1:07.852	2:07.224	54	1:22.648	2:09.574	54	1:38.039	2:03.938
58	33.352	2:34.715	7	51.149	2:08.585	83	1:20.758	2:12.754	58	1:23.230	2:08.534	58	1:38.650	2:03.967
7	36.120	2:37.483	83	58.525	2:14.032	74	1:21.945	2:08.963	83	1:34.530	2:05.847			
83	38.049	2:39.412	74	1:03.503	2:11.085	76	1:44.551	2:49.887	74	1:36.405	2:06.535			
87	43.497	2:44.860	3	1:28.023	2:24.024				52	1:46.097	3:04.468P			
74	45.974	2:47.337	96	1:40.988	2:33.504									
37	51.884	2:53.247												
3	57.555	2:58.918												
96	1:01.040	3:02.403												

**HSCC Classic Formula 3**  
**RACE CLASSIFICATION - RACE 6 - LAP CHART**  
 (contd.)

Lap 6			Lap 7			Lap 8			Lap 9			Lap 10		
No	Behind	Laptime	No	Behind	Laptime	No	Behind	Laptime	No	Behind	Laptime	No	Behind	Laptime
1		1:48.589	1		1:47.754	1		1:47.109	1		1:47.083			
17	2.027	1:48.323	17	2.661	1:48.388	17	3.588	1:48.036	17	2.240	1:45.735			
74	1 LAP	2:06.471	54	1 LAP	2:03.624	64	1 LAP	2:00.801	56	1 LAP	2:03.008			
63	6.163	1:49.230	58	1 LAP	2:03.215	60	1 LAP	2:01.166	63	14.914	1:50.889			
83	1 LAP	2:09.818	63	7.533	1:49.124	63	11.108	1:50.684	64	1 LAP	2:00.780			
2	10.696	1:51.153	2	14.307	1:51.365	2	18.518	1:51.320	60	1 LAP	2:00.714			
82	26.078	1:52.970	74	1 LAP	2:05.928	58	1 LAP	2:00.234	2	24.497	1:53.062			
4	27.026	1:52.145	83	1 LAP	2:05.817	54	1 LAP	2:02.320	58	1 LAP	1:56.247			
57	29.195	1:50.388	4	31.141	1:51.869	96	2 LAPS	2:25.417	54	1 LAP	1:56.600			
9	47.919	1:56.824	82	31.620	1:53.296	4	36.044	1:52.012	4	42.471	1:53.510			
3	1 LAP	2:09.537	57	34.535	1:53.094	82	36.232	1:51.721	57	45.286	1:51.165			
78	50.634	1:56.656	9	53.357	1:53.192	74	1 LAP	2:04.323	74	1 LAP	2:04.200			
50	52.088	1:51.994	50	58.619	1:54.285	57	41.204	1:53.778	83	1 LAP	2:04.144			
53	55.528	1:55.605	78	59.187	1:56.307	83	1 LAP	2:09.735	50	1:05.186	1:51.809			
43	1:15.134	1:56.893	53	1:03.106	1:55.332	9	59.003	1:52.755	9	1:07.995	1:56.075			
56	1:28.024	2:04.739	3	1 LAP	2:08.572	50	1:00.460	1:48.950	96	2 LAPS	2:25.669			
7	1:31.535	1:54.612	43	1:23.802	1:56.422	78	1:06.475	1:54.397	78	1:16.112	1:56.720			
64	1:42.017	2:01.510	7	1:36.348	1:52.567	53	1:11.580	1:55.583	53	1:21.128	1:56.631			
60	1:44.032	2:01.275	56	1:43.834	2:03.564	3	1 LAP	2:07.060	43	1:43.225	1:59.046			
96	1 LAP	2:25.734				43	1:31.262	1:54.569	7	1:43.616	1:51.671			
						7	1:39.028	1:49.789	3	1 LAP	2:08.463			

## HSCC Millers Oils Classic Sports Cars QUALIFYING - RACE 7

POS	NO	CL	NAME	NAT	CAR	TIME	LAPS	GAP	MPH
1	90	GT7	Adrian NEWEY		Ford GT40	1:43.831	15		90.43
2	62	GT3	Martin STRETTON		Lotus Elan 26R	1:44.344	15	0.513	89.98
3	33	GT7	John MINSHAW		Jaguar E-Type	1:46.150	8	2.319	88.45
4	16	GT4	Phillip NELSON		Marcos 1800 GT	1:46.897	15	3.066	87.83
5	77	GT3	WALKER/FLUX		Lotus Elan 26R	1:46.932	15	3.101	87.80
6	72	GT5	Jamie BOOT		TVR Griffith 400	1:48.064	14	4.233	86.88
7	88	GT4	Stephen MINOPRIO		Marcos 1800GT	1:48.387	12	4.556	86.63
8	75	GT4	Allen TICE		Marcos 1800GT	1:48.643	13	4.812	86.42
9	19	GT4	Richard STYLES		Marcos 1800GT	1:48.710	15	4.879	86.37
10	15	GT4	Charles ALLISON		Marcos 1800 GT	1:48.829	10	4.998	86.27
11	70	GT7	ELY/DODD		Jaguar E-Type	1:48.994	15	5.163	86.14
12	65	GT4	Peter THOMPSON		Marcos 1800GT	1:49.491	13	5.660	85.75
13	44	GT7	RADCLIFFE/BUSSELL		Jaguar E-Type	1:50.544	14	6.713	84.93
14	29	GT7	Paul DRAYSON		Jaguar E-Type	1:50.643	12	6.812	84.86
15	2	GT3	Stuart TIZZARD		Lotus Elan S1	1:51.084	10	7.253	84.52
16	52	GT5	Ted WILLIAMS		Corvette Stingray	1:52.040	9	8.209	83.80
17	17	GT3	RICKETTS/SEWELL		Lotus Elan	1:52.368	15	8.537	83.56
18	5	GT7	Michael MOORE		Jaguar E-Type	1:53.199	9	9.368	82.94
19	95	GT7	Denis WELCH		Austin Healey 3000	1:53.257	9	9.426	82.90
20	23	GT3	FITZGERALD/COX		Lotus Elan S1	1:53.391	9	9.560	82.80
21	86	GT4	Martin WILLIAMS		Marcos 1800GT	1:53.862	8	10.031	82.46
22	73	GT7	Chris CLARKSON		Austin Healey 3000	1:54.072	13	10.241	82.31
23	41	GT1	SANDERS/SOMERTON		Lotus Elan S3	1:54.900	11	11.069	81.71
24	30	GT5	CHAPMAN/METHLEY		Chevrolet Corvette	1:55.965	10	12.134	80.96
25	67	GT7	David BENNETT	R1	Aston Martin DB4GT	1:56.081	12	12.250	80.88
26	1	GT6	Simon ASHWORTH		MGB	1:56.391	11	12.560	80.67
27	91	GT6	Adrian VAN DER KROFT		Morgan Plus 4 SLR	1:56.395	15	12.564	80.66
28	68	GT5	COOKE/BRYANT		Chevrolet Corvette	1:57.366	12	13.535	80.00
29	50	GT3	BATEMAN/BARTON		Lotus Elan	1:57.521	12	13.690	79.89
30	22	GT4	Rod BEGBIE		TVR Grantura MkIII	1:58.621	14	14.790	79.15
31	53	GT6	Richard LAWSON		MGB	1:58.883	13	15.052	78.98
32	48	GT4	Mark ASHWORTH		TVR Grantura 1800s	1:59.371	6	15.540	78.65
33	78	GT2	COLLEY/SNOWDON		Lotus Elite	1:59.755	12	15.924	78.40
34	20	GT2	HILL/MONK		Lotus Elite	2:00.381	12	16.550	77.99
35	84	GT6	Graham JONES		MGB	2:00.450	11	16.619	77.95
36	9	GT7	FRIPP/ROCHEZ		Jaguar XK150	2:02.968	12	19.137	76.35
37	42	GT7	Fred PHILLIPS		Ford Mustang 350GT	2:06.452	10	22.621	74.25
38	21	GT6	BARRIE/RUFF		Porsche 911	2:08.842	5	25.011	72.87
39	74	GT6	PHILLIPS/PHILLIPS		MGB	2:08.988	9	25.157	72.79

Car No's 29, 50, 62 & 75 need working transponders please.

Weather / Track : Cloudy / Dry

These results are provisional until the conclusion of any judicial and technical matters.

Brands Hatch

Circuit Length = 2.6082 miles.

Start: 12:14 End: 12:48

Clerk Of Course:	Stewards:	Timekeeper:
------------------	-----------	-------------

## HSCC Millers Oils Classic Sports Cars QUALIFYING - LAP ANALYSIS

<b>1</b>	<b>Simon ASHWORTH</b>	MGB
1 - 2:25.255	6 - <b>1:56.391</b>	11 - 2:58.886P
2 - 1:58.541	7 - 1:57.351	
3 - 1:57.410	8 - 1:58.011	
4 - 7:42.992P	9 - 1:56.892	
5 - 2:10.070	10 - 2:01.336	
<b>2</b>	<b>Stuart TIZZARD</b>	Lotus Elan S1
1 - X:00.000P	6 - 1:52.746	
2 - 2:20.654	7 - 1:52.367	
3 - 1:56.393	8 - <b>1:51.084</b>	
4 - 1:53.600	9 - 1:51.230	
5 - 1:53.353	10 - 1:52.152	
<b>5</b>	<b>Michael MOORE</b>	Jaguar E-Type
1 - 2:29.477	6 - 1:53.791	
2 - 1:57.764	7 - <b>1:53.199</b>	
3 - 9:43.604P	8 - 1:53.627	
4 - 2:03.913	9 - 3:17.204P	
5 - 1:53.995		
<b>9</b>	<b>FRIPP/ROCHEZ</b>	Jaguar XK150
1 - 3:10.486	6 - 2:24.172	11 - <b>2:02.968</b>
2 - 2:22.071	7 - 2:06.993	12 - 2:03.396
3 - 9:15.517P	8 - 2:06.210	
4 - 2:21.655	9 - 2:04.263	
5 - 3:28.942P	10 - 2:04.656	
<b>15</b>	<b>Charles ALLISON</b>	Marcos 1800 GT
1 - 3:13.871	6 - <b>1:48.829</b>	
2 - 1:53.698	7 - 2:55.682P	
3 - 9:21.121P	8 - 2:07.983	
4 - 1:58.121	9 - 1:51.602	
5 - 1:52.284	10 - 1:57.557	
<b>16</b>	<b>Phillip NELSON</b>	Marcos 1800 GT
1 - 3:00.193	6 - 1:47.571	11 - 1:53.972
2 - 1:53.808	7 - <b>1:46.897</b>	12 - 2:51.486P
3 - 1:51.762	8 - 1:47.747	13 - 2:06.019
4 - 7:29.337P	9 - 1:47.205	14 - 1:54.554
5 - 1:56.457	10 - 1:48.685	15 - 1:50.207

Car No's 29, 50, 62 & 75 need working transponders please.  
Weather / Track : Cloudy / Dry

Brands Hatch  
Circuit Length = 2.6082 miles.  
Start: 12:14 End: 12:48

## HSCC Millers Oils Classic Sports Cars QUALIFYING - LAP ANALYSIS

(contd.)

<b>17</b>	<b>RICKETTS/SEWELL</b>	Lotus Elan
1 - 2:43.109	6 - 1:54.011	11 - 1:55.829
2 - 1:54.127	7 - 1:55.275	12 - 1:53.781
3 - <b>1:52.368</b>	8 - 1:55.329	13 - 1:53.544
4 - 7:39.081P	9 - 1:55.758	14 - 1:53.264
5 - 2:04.170	10 - 1:59.605	15 - 1:53.466
<b>19</b>	<b>Richard STYLES</b>	Marcos 1800GT
1 - 2:43.798	6 - 1:53.862	11 - 1:49.474
2 - 1:59.049	7 - 1:51.355	12 - 1:51.246
3 - 1:58.270	8 - 1:50.464	13 - <b>1:48.710</b>
4 - 7:31.906P	9 - 1:49.642	14 - 1:49.941
5 - 2:00.266	10 - 1:51.929	15 - 1:49.538
<b>20</b>	<b>HILL/MONK</b>	Lotus Elite
1 - 3:27.164	6 - 2:04.523	11 - 2:00.654
2 - 2:13.164	7 - 3:28.608P	12 - 2:01.002
3 - 8:36.760P	8 - 2:16.126	
4 - 2:19.201	9 - 2:02.045	
5 - 2:04.721	10 - <b>2:00.381</b>	
<b>21</b>	<b>BARRIE/RUFF</b>	Porsche 911
1 - 3:13.603		
2 - 2:13.221		
3 - 8:31.259P		
4 - 2:15.656		
5 - <b>2:08.842</b>		
<b>22</b>	<b>Rod BEGBIE</b>	TVR Grantura MkIII
1 - 2:31.491	6 - 1:58.924	11 - 1:58.644
2 - 2:01.103	7 - 2:02.136	12 - 1:58.854
3 - 2:00.719	8 - 2:05.081	13 - <b>1:58.621</b>
4 - 7:34.144P	9 - 1:59.827	14 - 1:59.062
5 - 2:09.959	10 - 2:01.011	
<b>23</b>	<b>FITZGERALD/COX</b>	Lotus Elan S1
1 - X:00.000	6 - 1:58.515	
2 - <b>1:53.391</b>	7 - 2:00.220	
3 - 1:55.096	8 - 2:02.835	
4 - 5:40.187P	9 - 1:58.883	
5 - 2:16.309		

Car No's 29, 50, 62 & 75 need working transponders please.  
Weather / Track : Cloudy / Dry

Brands Hatch  
Circuit Length = 2.6082 miles.  
Start: 12:14 End: 12:48

## HSCC Millers Oils Classic Sports Cars QUALIFYING - LAP ANALYSIS

(contd.)

<b>29</b>	<b>Paul DRAYSON</b>	Jaguar E-Type
1 - 3:23.033	6 - 1:54.032	11 - 1:52.926
2 - <b>1:50.643</b>	7 - 1:53.978	12 - 4:37.737P
3 - 9:20.191P	8 - 1:58.263	
4 - 2:04.487	9 - 1:51.940	
5 - 1:53.271	10 - 1:51.571	
<b>30</b>	<b>CHAPMAN/METHLEY</b>	Chevrolet Corvette
1 - 3:35.147	6 - 1:56.309	
2 - 2:03.910	7 - 1:57.081	
3 - 9:10.777P	8 - 1:59.444	
4 - 2:12.109	9 - 1:57.889	
5 - 1:57.706	10 - <b>1:55.965</b>	
<b>33</b>	<b>John MINSHAW</b>	Jaguar E-Type
1 - 2:21.733	6 - 1:47.706	
2 - 1:47.667	7 - 1:47.328	
3 - <b>1:46.150</b>	8 - 2:19.924P	
4 - X:00.000P		
5 - 1:58.537		
<b>41</b>	<b>SANDERS/SOMERTON</b>	Lotus Elan S3
1 - 3:34.183	6 - 1:59.496	11 - <b>1:54.900</b>
2 - 2:05.662	7 - 3:15.874P	
3 - 8:38.548P	8 - 2:15.124	
4 - 2:06.178	9 - 1:57.797	
5 - 2:01.987	10 - 1:56.795	
<b>42</b>	<b>Fred PHILLIPS</b>	Ford Mustang 350GT
1 - 3:23.546	6 - 2:10.245	
2 - 2:16.159	7 - 2:07.025	
3 - 9:06.230P	8 - <b>2:06.452</b>	
4 - 2:21.553	9 - 2:12.743	
5 - 2:11.376	10 - 3:16.124P	
<b>44</b>	<b>RADCLIFFE/BUSSELL</b>	Jaguar E-Type
1 - 2:44.741	6 - 1:52.237	11 - 1:50.746
2 - 1:57.435	7 - 1:52.393	12 - <b>1:50.544</b>
3 - 1:55.413	8 - 1:51.874	13 - 1:51.094
4 - 9:02.541P	9 - 1:53.196	14 - 1:51.476
5 - 2:01.524	10 - 1:51.303	

Car No's 29, 50, 62 & 75 need working transponders please.  
Weather / Track : Cloudy / Dry

Brands Hatch  
Circuit Length = 2.6082 miles.  
Start: 12:14 End: 12:48

## HSCC Millers Oils Classic Sports Cars QUALIFYING - LAP ANALYSIS

(contd.)

<b>48</b>	<b>Mark ASHWORTH</b>	TVR Grantura 1800s
1 -	2:35.837	6 - 5:38.606P
2 -	1:59.803	
3 -	<b>1:59.371</b>	
4 -	X:00.000P	
5 -	2:13.839	
<b>50</b>	<b>BATEMAN/BARTON</b>	Lotus Elan
1 -	3:33.739	6 - <b>1:57.521</b> 11 - 2:01.412
2 -	2:06.725	7 - 1:57.781 12 - 1:58.855
3 -	9:03.150P	8 - 3:49.369P
4 -	2:08.264	9 - 2:20.776
5 -	1:59.339	10 - 2:02.256
<b>52</b>	<b>Ted WILLIAMS</b>	Corvette Stingray
1 -	2:52.771	6 - <b>1:52.040</b>
2 -	1:57.730	7 - 1:53.774
3 -	1:53.178	8 - 1:52.333
4 -	7:58.502P	9 - 3:06.123P
5 -	1:58.558	
<b>53</b>	<b>Richard LAWSON</b>	MGB
1 -	3:10.264	6 - 2:00.864 11 - 2:00.037
2 -	2:04.297	7 - 2:00.045 12 - 1:59.507
3 -	9:24.415P	8 - 2:00.526 13 - 1:59.549
4 -	2:10.640	9 - <b>1:58.883</b>
5 -	2:00.147	10 - 2:00.754
<b>62</b>	<b>Martin STRETTON</b>	Lotus Elan 26R
1 -	2:20.956	6 - 1:49.303 11 - 1:47.222
2 -	1:47.774	7 - 1:44.734 12 - 1:51.858
3 -	1:44.986	8 - 1:45.009 13 - 2:56.791P
4 -	8:05.711P	9 - 1:46.836 14 - 1:58.881
5 -	2:00.614	10 - 1:44.727 15 - <b>1:44.344</b>
<b>65</b>	<b>Peter THOMPSON</b>	Marcos 1800GT
1 -	3:04.309	6 - 1:51.009 11 - <b>1:49.491</b>
2 -	1:55.981	7 - 1:50.814 12 - 1:49.601
3 -	9:24.068P	8 - 1:50.864 13 - 1:51.887
4 -	2:02.292	9 - 4:16.709P
5 -	1:51.889	10 - 2:07.947

Car No's 29, 50, 62 & 75 need working transponders please.  
Weather / Track : Cloudy / Dry

Brands Hatch  
Circuit Length = 2.6082 miles.  
Start: 12:14 End: 12:48



## HSCC Millers Oils Classic Sports Cars QUALIFYING - LAP ANALYSIS

(contd.)

<b>67</b>	<b>David BENNETT</b>	<b>R1</b>	Aston Martin DB4GT
1 - 2:56.778	6 - 1:59.269	11 - 2:00.867	
2 - 2:00.434	7 - 1:56.565	12 - 2:20.528P	
3 - 9:34.683P	8 - 1:57.253		
4 - 2:08.421	9 - <b>1:56.081</b>		
5 - 2:01.443	10 - 1:59.624		
<b>68</b>	<b>COOKE/BRYANT</b>		Chevrolet Corvette
1 - 2:48.335	6 - 3:17.373P	11 - 2:00.100	
2 - 2:02.021	7 - 2:18.779	12 - 2:00.764	
3 - 9:50.370P	8 - 2:05.643		
4 - 2:05.521	9 - 2:03.502		
5 - <b>1:57.366</b>	10 - 2:01.737		
<b>70</b>	<b>ELY/DODD</b>		Jaguar E-Type
1 - 2:48.245	6 - 1:49.383	11 - 1:50.973	
2 - 1:49.846	7 - <b>1:48.994</b>	12 - 1:51.419	
3 - 1:49.909	8 - 2:37.304P	13 - 1:50.719	
4 - 7:37.964P	9 - 1:56.837	14 - 1:50.817	
5 - 1:59.124	10 - 1:51.723	15 - 1:50.594	
<b>72</b>	<b>Jamie BOOT</b>		TVR Griffith 400
1 - 3:29.900	6 - <b>1:48.064</b>	11 - 1:53.641	
2 - 1:58.025	7 - 1:48.448	12 - 1:48.604	
3 - 8:28.697P	8 - 1:48.340	13 - 1:50.084	
4 - 1:57.561	9 - 1:48.359	14 - 1:54.998	
5 - 1:55.497	10 - 2:00.112		
<b>73</b>	<b>Chris CLARKSON</b>		Austin Healey 3000
1 - 2:57.411	6 - <b>1:54.072</b>	11 - 1:55.147	
2 - 1:57.177	7 - 1:54.874	12 - 1:55.813	
3 - 9:42.755P	8 - 1:55.914	13 - 2:21.750	
4 - 2:02.616	9 - 1:54.868		
5 - 1:56.081	10 - 1:54.575		
<b>74</b>	<b>PHILLIPS/PHILLIPS</b>		MGB
1 - 2:40.503	6 - 2:31.049		
2 - 2:17.867	7 - 2:11.172		
3 - 9:37.418P	8 - <b>2:08.988</b>		
4 - 2:21.246	9 - 2:09.618		
5 - 3:54.600P			

Car No's 29, 50, 62 & 75 need working transponders please.  
Weather / Track : Cloudy / Dry

Brands Hatch  
Circuit Length = 2.6082 miles.  
Start: 12:14 End: 12:48

## HSCC Millers Oils Classic Sports Cars QUALIFYING - LAP ANALYSIS

(contd.)

<b>75</b>	<b>Allen TICE</b>	Marcos 1800GT
1 - 2:40.349	6 - 1:49.445	11 - 1:53.379
2 - 1:52.558	7 - 1:49.597	12 - <b>1:48.643</b>
3 - 1:49.641	8 - 1:49.383	13 - 3:36.648P
4 - 7:38.811P	9 - 1:49.950	
5 - 1:59.721	10 - 1:48.912	
<b>77</b>	<b>WALKER/FLUX</b>	Lotus Elan 26R
1 - 2:39.414	6 - <b>1:46.932</b>	11 - 1:47.626
2 - 1:48.435	7 - 1:46.988	12 - 1:47.305
3 - 1:47.370	8 - 2:45.711P	13 - 1:47.501
4 - 7:37.260P	9 - 1:57.255	14 - 1:47.138
5 - 1:54.807	10 - 1:47.879	15 - 1:47.867
<b>78</b>	<b>COLLEY/SNOWDON</b>	Lotus Elite
1 - 2:42.225	6 - 2:00.299	11 - 2:00.041
2 - 2:04.422	7 - <b>1:59.755</b>	12 - 2:00.146
3 - X:00.000P	8 - 3:08.620P	
4 - 2:08.890	9 - 2:15.944	
5 - 2:00.087	10 - 2:00.092	
<b>84</b>	<b>Graham JONES</b>	MGB
1 - 2:31.656	6 - 2:00.914	11 - 3:00.486P
2 - 2:09.205	7 - 2:00.658	
3 - 9:41.209P	8 - 2:02.069	
4 - 2:22.071	9 - <b>2:00.450</b>	
5 - 2:02.564	10 - 2:14.950	
<b>86</b>	<b>Martin WILLIAMS</b>	Marcos 1800GT
1 - 3:07.091	6 - 1:55.279	
2 - 1:55.651	7 - 1:56.001	
3 - 9:27.509P	8 - 5:10.672P	
4 - 2:02.298		
5 - <b>1:53.862</b>		
<b>88</b>	<b>Stephen MINOPRIO</b>	Marcos 1800GT
1 - 3:29.162	6 - 1:52.334	11 - 1:49.708
2 - 2:05.088	7 - 1:48.778	12 - <b>1:48.387</b>
3 - X:00.000P	8 - 1:49.592	
4 - 2:16.467	9 - 1:48.880	
5 - 1:52.613	10 - 1:52.686	

Car No's 29, 50, 62 & 75 need working transponders please.  
Weather / Track : Cloudy / Dry

Brands Hatch  
Circuit Length = 2.6082 miles.  
Start: 12:14 End: 12:48

## HSCC Millers Oils Classic Sports Cars QUALIFYING - LAP ANALYSIS

(contd.)

<b>90</b>	<b>Adrian NEWEY</b>	Ford GT40			
1 -	3:16.753	6 -	1:45.530	11 -	1:51.421
2 -	1:47.761	7 -	1:47.370	12 -	1:43.843
3 -	8:51.080P	8 -	1:45.707	13 -	1:53.442
4 -	1:49.465	9 -	1:59.567	14 -	1:45.476
5 -	1:43.913	10 -	<b>1:43.831</b>	15 -	1:59.547
<b>91</b>	<b>Adrian VAN DER KROFT</b>	Morgan Plus 4 SLR			
1 -	2:43.190	6 -	1:58.218	11 -	1:57.470
2 -	2:05.181	7 -	1:58.577	12 -	1:56.453
3 -	1:59.131	8 -	1:57.552	13 -	1:56.541
4 -	7:32.102P	9 -	1:57.908	14 -	1:57.856
5 -	2:05.704	10 -	1:57.046	15 -	<b>1:56.395</b>
<b>95</b>	<b>Denis WELCH</b>	Austin Healey 3000			
1 -	3:04.837	6 -	1:54.334		
2 -	1:56.467	7 -	1:53.889		
3 -	9:25.476P	8 -	1:54.766		
4 -	2:02.572	9 -	2:22.826P		
5 -	<b>1:53.257</b>				

# HSCC Millers Oils Classic Sports Cars

## GRID - RACE 7

ROW 19	2:08.842	21	BARRIE/RUFF	2:08.988	74	PHILLIPS/PHILLIPS
ROW 18	2:02.968	9	FRIPP/ROCHEZ	2:06.452	42	PHILLIPS
ROW 17	2:00.381	20	HILL/MONK	2:00.450	84	JONES
ROW 16	1:59.371	48	ASHWORTH	1:59.755	78	COLLEY/SNOWDON
ROW 15	1:58.621	22	BEGBIE	1:58.883	53	LAWSON
ROW 14	1:57.366	68	COOKE/BRYANT	1:57.521	50	BATEMAN/BARTON
ROW 13	1:56.391	1	ASHWORTH	1:56.395	91	VAN DER KROFT
ROW 12	1:54.900	41	SANDERS/SOMERTON	1:55.965	30	CHAPMAN/METHLEY
ROW 11	1:53.862	86	WILLIAMS	1:54.072	73	CLARKSON
ROW 10	1:53.257	95	WELCH	1:53.391	23	FITZGERALD/COX
ROW 9	1:52.368	17	RICKETTS/SEWELL	1:53.199	5	MOORE
ROW 8	1:51.084	2	TIZZARD	1:52.040	52	WILLIAMS
ROW 7	1:50.544	44	RADCLIFFE/BUSSELL	1:50.643	29	DRAYSON
ROW 6	1:48.994	70	ELY/DODD	1:49.491	65	THOMPSON
ROW 5	1:48.710	19	STYLES	1:48.829	15	ALLISON
ROW 4	1:48.387	88	MINOPRIO	1:48.643	75	TICE
ROW 3	1:46.932	77	WALKER/FLUX	1:48.064	72	BOOT
ROW 2	1:46.150	33	MINSHAW	1:46.897	16	NELSON
ROW 1	1:43.831	90	NEWHEY	1:44.344	62	STRETTON

POLE

Reserve Car No 67

Weather / Track : Cloudy / Dry

These results are provisional until the conclusion of any judicial and technical matters.

Brands Hatch

Circuit Length = 2.6082 miles.

Start: 12:14 End: 12:48

Clerk Of Course:

Stewards:

Timekeeper:

## HSCC Millers Oils Classic Sports Cars RACE CLASSIFICATION - RACE 7

POS	NO	CL	NAME	NAT	CAR	TIME	LAPS	GAP	MPH	BEST
1	62	GT3	Martin STRETTON		Lotus Elan 26R	35:35.304	16		70.38	1:59.547
2	77	GT3	WALKER/FLUX		Lotus Elan 26R	36:08.177	16	32.873	69.32	2:02.096
3	95	GT7	Denis WELCH		Austin Healey	36:26.763	16	51.459	68.73	2:02.553
4	70	GT7	DODD/ELY		Jaguar E-Type	36:45.596	16	1:10.292	68.14	2:03.504
5	75	GT4	Allen TICE		Marcos 1800GT	37:02.715	16	1:27.411	67.62	2:05.887
6	15	GT4	Charles ALLISON		Marcos 1800 GT	37:18.935	16	1:43.631	67.13	2:04.582
7	88	GT4	Stephen MINOPRIO		Marcos 1800GT	37:33.546	16	1:58.242	66.69	2:04.657
8	73	GT7	Chris CLARKSON		Austin Healey 3000	35:40.766	15	1 LAP	65.82	2:05.668
9	86	GT4	Martin WILLIAMS		Marcos 1800GT	35:52.146	15	1 LAP	65.47	2:05.665
10	65	GT4	Peter THOMPSON		Marcos 1800GT	36:14.136	15	1 LAP	64.81	2:06.917
11	2	GT3	Stuart TIZZARD		Lotus Elan S1	36:14.532	15	1 LAP	64.80	2:04.128
12	30	GT5	CHAPMAN/METHLEY		Chevrolet Corvette	36:24.152	15	1 LAP	64.51	2:06.635
13	1	GT6	Simon ASHWORTH		MGB	36:34.909	15	1 LAP	64.19	2:10.685
14	44	GT7	RADCLIFFE/BUSSELL		Jaguar E-Type	36:39.031	15	1 LAP	64.07	2:03.349
15	78	GT2	SNOWDON/COLLEY		Lotus Elite	36:40.767	15	1 LAP	64.02	2:12.952
16	84	GT6	Graham JONES		MGB	36:59.335	15	1 LAP	63.49	2:12.392
17	53	GT6	Richard LAWSON		MGB	37:15.262	15	1 LAP	63.04	2:11.507
18	20	GT2	HILL/MONK		Lotus Elite	37:30.476	15	1 LAP	62.61	2:10.472
19	23	GT3	FITZGERALD/COX		Lotus Elan S1	36:13.543	14	2 LAPS	60.51	2:02.664
20	41	GT1	SANDERS/SOMERTON		Lotus Elan S3	36:24.328	14	2 LAPS	60.21	2:13.605
21	48	GT4	Mark ASHWORTH		TVR Grantura 1800s	36:35.182	14	2 LAPS	59.91	2:18.295
22	21	GT6	BARRIE/RUFF		Porsche 911	37:10.307	13	3 LAPS	54.76	2:17.864
23	9	GT7	ROCHEZ/FRIPP		Jaguar XK150	37:40.927	13	3 LAPS	54.01	2:16.320
24	74	GT6	PHILLIPS/PHILLIPS		MGB	37:43.927	13	3 LAPS	53.94	2:25.836
25	42	GT7	Fred PHILLIPS		Ford Mustang 350GT	38:04.715	12	4 LAPS	49.34	2:33.885

### NOT CLASSIFIED

19	GT4	Richard STYLES	Marcos 1800GT	25:51.849	9	D.N.F.	54.49	2:12.789
67	GT7	David BENNETT	Aston Martin DB4GT	26:41.559	9	D.N.F.	52.80	2:19.712
90	GT7	Adrian NEWAY	Ford GT40	10:39.227	3	D.N.F.	44.17	2:35.161
33	GT7	John MINSHAW	Jaguar E-Type	5:37.173	2	D.N.F.	55.89	2:22.259
29	GT7	Paul DRAYSON	Jaguar E-Type	2:48.732	1	D.N.F.	56.04	2:48.732
91	GT6	Adrian VAN DER KROFT	Morgan Plus 4 SLR	3:31.627	1	D.N.F.	44.68	
52	GT5	Ted WILLIAMS	Corvette Stingray	7:38.854	1	D.N.F.	20.61	
17	GT3	RICKETTS/SEWELL	Lotus Elan	8:00.659	1	D.N.F.	19.67	
16	GT4	Phillip NELSON	Marcos 1800 GT		0	D.N.F.	N/A	
22	GT4	Rod BEGBIE	TVR Grantura MkIII		0	D.N.F.	N/A	

### FASTEST LAP

62	GT3	Martin STRETTON	Lotus Elan 26R	1:59.547	14	78.54mph	126.40kph
95	GT7	Denis WELCH	Austin Healey	2:02.553	16	76.61mph	123.30kph
15	GT4	Charles ALLISON	Marcos 1800 GT	2:04.582	13	75.36mph	121.29kph
30	GT5	CHAPMAN/METHLEY	Chevrolet Corvette	2:06.635	15	74.14mph	119.32kph
20	GT2	HILL/MONK	Lotus Elite	2:10.472	15	71.96mph	115.81kph
1	GT6	Simon ASHWORTH	MGB	2:10.685	14	71.84mph	115.62kph
41	GT1	SANDERS/SOMERTON	Lotus Elan S3	2:13.605	14	70.27mph	113.10kph

Weather / Track : Cloudy / Wet

These results are provisional until the conclusion of any judicial and technical matters.

Brands Hatch

Circuit Length = 2.6082 miles.

Start: 17:51 End: 18:27

Clerk Of Course:	Stewards:	Timekeeper:
------------------	-----------	-------------

## HSCC Millers Oils Classic Sports Cars RACE CLASSIFICATION - RACE 7 - LAP CHART

Lap 1			Lap 2			Lap 3			Lap 4			Lap 5		
No	Behind	Laptime	No	Behind	Laptime	No	Behind	Laptime	No	Behind	Laptime	No	Behind	Laptime
62		2:16.593	62		2:09.125	62		2:54.905	62		3:15.198	62		2:02.583
77	3.008	2:19.601	77	4.237	2:10.354	77	0.854	2:51.522	77	0.386	3:14.730	70	3.254	2:05.234
33	5.666	2:22.259	70	10.648	2:12.235	70	1.706	2:45.963	70	0.603	3:14.095	77	4.518	2:06.715
70	7.538	2:24.131	74	1 LAP	4:39.879P	75	3.139	2:40.501	75	1.246	3:13.305	75	10.521	2:11.858
75	8.553	2:25.146	75	17.543	2:18.115	74	1 LAP	2:52.374	90	1 LAP	3:21.889	95	16.527	2:08.352
88	14.817	2:31.410	88	26.166	2:20.474	88	12.366	2:41.105	74	1 LAP	3:11.498	88	19.803	2:13.228
15	16.924	2:33.517	21	1 LAP	4:53.808P	15	14.665	2:40.143	88	9.158	3:11.990	15	23.747	2:15.625
90	18.568	2:35.161	15	29.427	2:21.628	95	15.621	2:39.292	15	10.705	3:11.238	78	25.087	2:15.890
73	24.215	2:40.808	95	31.234	2:15.995	86	16.240	2:29.317	95	10.758	3:10.335	86	25.662	2:16.576
95	24.364	2:40.957	73	33.778	2:18.688	52	2 LAPS	7:38.854P	86	11.669	3:10.627	1	26.538	2:16.265
65	27.528	2:44.121	86	41.828	2:22.486	78	17.210	2:26.929	78	11.780	3:09.768	73	28.422	2:15.679
86	28.467	2:45.060	78	45.186	2:24.347	1	19.997	2:28.962	1	12.856	3:08.057	2	30.304	2:13.899
78	29.964	2:46.557	1	45.940	2:24.085	73	21.132	2:42.259	73	15.326	3:09.392	65	34.310	2:16.862
1	30.980	2:47.573	65	52.606	2:34.203	65	22.817	2:25.116	2	18.988	3:09.966	84	40.084	2:19.389
29	32.139	2:48.732	2	53.722	2:29.376	2	24.220	2:25.403	65	20.031	3:12.412	74	1 LAP	2:34.789
44	32.294	2:48.887	84	54.242	2:30.559	84	26.436	2:27.099	84	23.278	3:12.040	30	40.395	2:18.076
84	32.808	2:49.401	42	1 LAP	5:21.900P	30	28.254	2:27.817	30	24.902	3:11.846	44	44.600	2:20.591
2	33.471	2:50.064	30	55.342	2:30.224	44	33.717	2:30.998	44	26.592	3:08.073	41	47.616	2:21.357
30	34.243	2:50.836	44	57.624	2:34.455	41	37.339	2:33.306	41	28.842	3:06.701	53	48.049	2:20.836
41	35.482	2:52.075	67	1 LAP	5:25.593P	17	2 LAPS	8:00.659P	53	29.796	2:51.778	20	52.866	2:21.590
48	46.136	3:02.729	41	58.938	2:32.581	53	53.216	2:32.134	48	32.895	2:52.248	23	1 LAP	2:14.658
20	51.578	3:08.171	9	1 LAP	5:30.331P	48	55.845	2:34.462	20	33.859	2:52.390	67	1 LAP	2:25.555
53	53.135	3:09.728	23	1 LAP	5:35.502P	20	56.667	2:34.701	21	1 LAP	2:54.341	21	1 LAP	2:42.272
91	1:15.034	3:31.627P	33	1:11.455	3:14.914P	21	1 LAP	3:51.496	42	1 LAP	2:57.093	19	1 LAP	2:29.623
			53	1:15.987	2:31.977	42	1 LAP	3:33.997	67	1 LAP	2:55.988	9	1 LAP	2:34.974
			48	1:16.288	2:39.277	67	1 LAP	3:31.887	9	1 LAP	2:56.168			
			20	1:16.871	2:34.418	9	1 LAP	3:28.436	23	1 LAP	2:56.254			
			19	1 LAP	5:54.818P	23	1 LAP	3:24.627	19	1 LAP	2:56.375			
			90	2:51.620	4:42.177P	19	1 LAP	3:06.678						

## HSCC Millers Oils Classic Sports Cars RACE CLASSIFICATION - RACE 7 - LAP CHART (contd.)

Lap 6			Lap 7			Lap 8			Lap 9			Lap 10		
No	Behind	Laptime	No	Behind	Laptime	No	Behind	Laptime	No	Behind	Laptime	No	Behind	Laptime
62		2:02.477	62		2:03.795	62		2:00.455	62		2:02.332	62		2:03.600
42	2 LAPS	2:52.197	70	6.767	2:05.612	77	9.556	2:02.214	77	10.616	2:03.392	41	1 LAP	2:21.610
70	4.950	2:04.173	77	7.797	2:05.080	70	12.391	2:06.079	65	1 LAP	3:22.324P	21	3 LAPS	3:22.680P
77	6.512	2:04.471	19	2 LAPS	2:26.244	67	2 LAPS	2:24.253	86	1 LAP	2:20.710	77	9.626	2:02.610
48	1 LAP	3:47.266P	21	2 LAPS	2:38.159	19	2 LAPS	2:16.311	70	14.278	2:04.219	70	14.865	2:04.187
75	17.414	2:09.370	95	21.315	2:05.908	75	30.957	2:08.023	2	1 LAP	3:22.822P	86	1 LAP	2:07.189
95	19.202	2:05.152	20	1 LAP	3:35.834P	88	38.223	2:07.256	9	3 LAPS	2:38.562	65	1 LAP	2:18.320
88	25.840	2:08.514	75	23.389	2:09.770	21	2 LAPS	2:32.481	19	2 LAPS	2:15.247	2	1 LAP	2:19.145
15	31.609	2:10.339	88	31.422	2:09.377	15	47.485	2:08.642	67	2 LAPS	2:19.712	88	43.978	2:07.030
78	36.502	2:13.892	15	39.298	2:11.484	20	1 LAP	2:35.162	88	40.548	2:04.657	19	2 LAPS	2:13.764
1	37.115	2:13.054	78	45.659	2:12.952	78	59.029	2:13.825	53	1 LAP	3:24.114P	9	3 LAPS	2:27.363
86	37.440	2:14.255	42	2 LAPS	2:45.292	1	59.790	2:13.532	15	52.783	2:07.630	15	56.923	2:07.740
73	38.650	2:12.705	1	46.713	2:13.393	73	1:01.310	2:10.206	44	1 LAP	3:40.170P	67	2 LAPS	2:24.072
65	45.093	2:13.260	73	51.559	2:16.704	95	1:12.246	2:51.386P	1	1:11.224	2:13.766	53	1 LAP	2:24.272
2	51.456	2:23.629	65	52.576	2:11.278	48	1 LAP	2:28.472	73	1:11.682	2:12.704	44	1 LAP	2:19.041
30	55.472	2:17.554	48	1 LAP	2:42.253	30	1:23.656	2:16.371	20	1 LAP	2:22.730	95	1:18.003	2:03.843
84	59.055	2:21.448	2	1:01.903	2:14.242	42	2 LAPS	2:43.996	95	1:17.760	2:07.846	1	1:21.538	2:13.914
44	1:06.079	2:23.956	30	1:07.740	2:16.063	84	1:30.600	2:17.122	75	1:21.787	2:53.162P	20	1 LAP	2:15.600
53	1:08.791	2:23.219	84	1:13.933	2:18.673	41	1:44.799	2:19.159	30	1:34.659	2:13.335	75	1:32.170	2:13.983
41	1:10.396	2:25.257	44	1:21.177	2:18.893	23	1 LAP	2:05.545	48	1 LAP	2:22.878	30	1:42.343	2:11.284
74	1 LAP	2:32.739	53	1:21.966	2:16.970	74	1 LAP	2:25.972	84	1:45.157	2:16.889	74	2 LAPS	3:54.425P
23	1 LAP	2:05.918	41	1:26.095	2:19.494				23	1 LAP	2:04.267	42	3 LAPS	4:28.974P
67	1 LAP	2:22.562	74	1 LAP	2:25.836				78	2:01.109	3:04.412P	23	1 LAP	2:05.735
			23	1 LAP	2:13.981							48	1 LAP	2:25.067
			86	1:53.408	3:19.763P							73	2:10.431	3:02.349P
			9	2 LAPS	4:12.052P									

## HSCC Millers Oils Classic Sports Cars RACE CLASSIFICATION - RACE 7 - LAP CHART (contd.)

Lap 11			Lap 12			Lap 13			Lap 14			Lap 15		
No	Behind	Laptime	No	Behind	Laptime	No	Behind	Laptime	No	Behind	Laptime	No	Behind	Laptime
77		2:02.413	70		2:03.504	62		2:00.072	62		1:59.547	62		2:01.437
70	7.225	2:04.399	48	2 LAPS	2:21.264	48	2 LAPS	2:19.756	86	1 LAP	2:05.922	86	1 LAP	2:05.665
86	1 LAP	2:11.148	73	1 LAP	2:14.612	41	2 LAPS	2:34.234	41	2 LAPS	2:16.839	65	1 LAP	2:09.362
78	1 LAP	2:30.273	86	1 LAP	2:09.691	65	1 LAP	2:12.833	65	1 LAP	2:09.276	77	31.340	2:02.096
65	1 LAP	2:06.917	65	1 LAP	2:08.445	23	2 LAPS	3:02.567P	48	2 LAPS	2:20.032	2	1 LAP	2:06.199
21	3 LAPS	2:30.092	62	19.517	2:05.701	1	1 LAP	2:16.053	77	30.681	2:04.152	41	2 LAPS	2:15.559
62	24.545	2:36.584P	1	1 LAP	3:22.859P	78	1 LAP	2:16.195	2	1 LAP	2:09.064	23	2 LAPS	2:03.210
84	1 LAP	3:02.764P	74	3 LAPS	2:58.032	2	1 LAP	2:08.241	1	1 LAP	2:14.949	48	2 LAPS	2:21.183
2	1 LAP	2:10.350	30	1 LAP	3:06.069P	77	26.076	2:12.095	23	2 LAPS	2:15.544	1	1 LAP	2:10.685
88	45.069	2:13.130	42	4 LAPS	2:54.834	88	26.636	2:05.279	30	1 LAP	2:08.276	30	1 LAP	2:07.612
19	2 LAPS	2:12.789	78	1 LAP	2:19.818	70	29.219	2:48.808P	78	1 LAP	2:15.959	95	49.806	2:03.667
9	3 LAPS	2:19.909	77	33.570	2:44.299P	30	1 LAP	2:22.154	95	47.576	2:03.084	78	1 LAP	2:15.556
53	1 LAP	2:14.902	2	1 LAP	2:08.004	21	3 LAPS	2:23.999	70	51.375	2:21.703	44	1 LAP	2:03.869
95	1:08.985	2:03.021	21	3 LAPS	2:24.316	74	3 LAPS	2:39.131	44	1 LAP	2:06.041	70	1:02.510	2:12.572
44	1 LAP	2:07.184	88	40.946	2:06.606	84	1 LAP	2:16.195	21	3 LAPS	2:19.522	84	1 LAP	2:12.392
75	1:27.242	2:07.111	84	1 LAP	2:23.892	95	44.039	2:02.568	84	1 LAP	2:18.636	21	3 LAPS	2:17.864
20	1 LAP	2:13.534	95	1:01.060	2:02.804	42	4 LAPS	2:42.123	74	3 LAPS	2:30.530	75	1:21.285	2:05.963
67	2 LAPS	2:51.937P	44	1 LAP	2:08.370	44	1 LAP	2:05.154	75	1:16.759	2:06.466	53	1 LAP	2:13.188
15	1:43.939	2:59.055P	53	1 LAP	2:13.335	53	1 LAP	2:11.507	53	1 LAP	2:15.097	15	1:39.144	2:06.443
23	1 LAP	2:03.071	9	3 LAPS	2:21.315	75	1:09.840	2:07.029	42	4 LAPS	2:33.885	74	3 LAPS	2:29.797
41	1 LAP	4:12.551P	75	1:22.400	2:05.887	9	3 LAPS	2:17.952	9	3 LAPS	2:16.320	20	1 LAP	2:12.087
			20	1 LAP	2:11.838	20	1 LAP	2:11.149	15	1:34.138	2:04.915	9	3 LAPS	2:19.204
			15	1:43.777	2:10.567	15	1:28.770	2:04.582	20	1 LAP	2:10.800	88	1:51.430	2:15.783
			73	2:09.030	2:06.755	73	1:55.298	2:05.857	88	1:37.084	3:09.995P	42	4 LAPS	2:34.113
			86	2:19.552	2:06.561				73	2:01.419	2:05.668			



**HSCC Millers Oils Classic Sports Cars**  
**RACE CLASSIFICATION - RACE 7 - LAP CHART**  
 (contd.)

Lap 16			Lap 17			Lap 18			Lap 19			Lap 20		
No	Behind	Laptime	No	Behind	Laptime	No	Behind	Laptime	No	Behind	Laptime	No	Behind	Laptime
62		2:00.900												
73	1 LAP	2:06.380												
86	1 LAP	2:07.176												
77	32.873	2:02.433												
23	2 LAPS	2:02.664												
65	1 LAP	2:09.407												
2	1 LAP	2:04.128												
30	1 LAP	2:06.635												
41	2 LAPS	2:13.605												
95	51.459	2:02.553												
1	1 LAP	2:17.762												
48	2 LAPS	2:18.295												
44	1 LAP	2:03.349												
78	1 LAP	2:14.394												
70	1:10.292	2:08.682												
84	1 LAP	2:12.836												
75	1:27.411	2:07.026												
21	3 LAPS	2:19.277												
53	1 LAP	2:12.205												
15	1:43.631	2:05.387												
20	1 LAP	2:10.472												
88	1:58.242	2:07.712												
9	3 LAPS	2:18.341												
74	3 LAPS	2:28.925												
42	4 LAPS	2:36.311												

## HSCC Legends Racing Historic Formula Ford in association with Avon Tyres QUALIFYING - RACE 8

POS	NO	CL	NAME	NAT	CAR	TIME	LAPS	GAP	MPH
1	1		Neil FOWLER		Lola T200	1:50.240	9		85.17
2	87		Nelson ROWE		Crossle 20F	1:50.571	10	0.331	84.91
3	2		Paul SLEEMAN		Jamun T2	1:52.221	10	1.981	83.67
4	7		John GOLDSMITH		Macon MR8B	1:53.915	9	3.675	82.42
5	62		Keith NORMAN		Palliser WDF3	1:54.678	9	4.438	81.87
6	42		Nigel BANCROFT		Crossle 20F	1:57.282	9	7.042	80.05
7	27		Dick DIXON		Lotus 61	1:58.051	8	7.811	79.53
8	29		Greg CATON		Merlyn Mk20A	1:58.814	9	8.574	79.02
9	66		Gregory THORNTON		Titan Mk4	2:00.247	9	10.007	78.08
10	48		Crispin SCHLAEFLI		Macon MR8	2:01.037	9	10.797	77.57
11	77		Chris SHARPLES		Palliser WDF1	2:01.219	8	10.979	77.45
12	86		George FOWLER		Macon MR8	2:01.339	9	11.099	77.38
13	11		Westie MITCHELL		Merlyn Mk20	2:01.897	8	11.657	77.02
14	78		Neil FENDER		Jamun T2	2:01.952	9	11.712	76.99
15	18		Mike CONDLIFFE		Alexis Mk18	2:02.936	8	12.696	76.37
16	39		Michael RICHINGS		Alexis 15	2:03.068	8	12.828	76.29
17	57		David WILD		Lola T200	2:03.310	7	13.070	76.14
18	82		Paul DRAYSON		Merlyn Mk20	2:03.988	9	13.748	75.72
19	44		John BLADON		Merlyn Mk11A	2:04.458	8	14.218	75.44
20	30		Neil GLOVER		Macon Mk8	2:04.589	8	14.349	75.36
21	96	N	Dean BOWER		Hawke DL2	2:06.097	4	15.857	74.46
22	91	N	Chris ATKINSON		Merlyn Mk20A	2:10.053	8	19.813	72.19
23	20		Henry SCOTT		Lola T200	2:10.146	8	19.906	72.14
24	63		Matthew STURMER		Hawke DL2A	2:11.172	7	20.932	71.58
25	89		Gary CRITCHER		Nike Mk4/6	2:11.175	8	20.935	71.58
26	75		Anthony GODDARD		Merlyn Mk20	2:11.977	8	21.737	71.14
27	71		Alan HICKS		Lotus 61	2:17.814	8	27.574	68.13
28	85		C LILLINGSTON-PRICE		Merlyn Mk11	2:18.426	4	28.186	67.83
29	92	N	William I'ANSON		Nike Mk6	2:20.219	5	29.979	66.96
30	68		Jason WILLIAMS		Merlyn Mk9	2:21.494	4	31.254	66.36
31	46		Mike BROMLEY		Merlyn 11a	2:21.640	4	31.400	66.29
32	58		Terry VAN DER ZEE		Nike Mk4	2:25.268	7	35.028	64.63

Car No's 85 & 96 need a working transponder please.

Weather / Track : Cloudy / Wet

These results are provisional until the conclusion of any judicial and technical matters.

Brands Hatch

Circuit Length = 2.6082 miles.

Start: 10:00 End: 10:25

Clerk Of Course:	Stewards:	Timekeeper:

## HSCC Legends Racing Historic Formula Ford in association with Avon Tyres QUALIFYING - LAP ANALYSIS

<b>1</b>	<b>Neil FOWLER</b>	Lola T200
1 - 2:20.169	6 - 9:31.531P	
2 - 1:58.283	7 - 2:03.134	
3 - 1:55.664	8 - 1:52.718	
4 - 1:56.607	9 - <b>1:50.240</b>	
5 - 1:56.366		
<b>2</b>	<b>Paul SLEEMAN</b>	Jamun T2
1 - 2:23.681	6 - 9:05.324P	
2 - 2:00.678	7 - 2:02.225	
3 - 1:57.549	8 - 1:52.471	
4 - 1:56.129	9 - <b>1:52.221</b>	
5 - 2:02.657	10 - 1:53.050	
<b>7</b>	<b>John GOLDSMITH</b>	Macon MR8B
1 - 2:21.248	6 - 9:05.453P	
2 - 2:02.399	7 - 2:04.678	
3 - 2:01.754	8 - 1:54.873	
4 - 2:00.190	9 - <b>1:53.915</b>	
5 - 2:00.034		
<b>11</b>	<b>Westie MITCHELL</b>	Merlyn Mk20
1 - 3:12.927	6 - 2:14.021	
2 - 2:25.854	7 - 2:05.779	
3 - 2:16.345	8 - <b>2:01.897</b>	
4 - 2:09.961		
5 - 9:55.260P		
<b>18</b>	<b>Mike CONDLIFFE</b>	Alexis Mk18
1 - 3:08.213	6 - 2:27.213	
2 - 2:21.946	7 - 2:06.887	
3 - 2:15.145	8 - <b>2:02.936</b>	
4 - 2:12.149		
5 - 9:58.412P		
<b>20</b>	<b>Henry SCOTT</b>	Lola T200
1 - 3:14.794	6 - 2:24.547	
2 - 2:25.500	7 - 2:17.353	
3 - 2:19.839	8 - <b>2:10.146</b>	
4 - 2:19.998		
5 - 9:12.302P		

## HSCC Legends Racing Historic Formula Ford in association with Avon Tyres QUALIFYING - LAP ANALYSIS

(contd.)

<b>27</b>	<b>Dick DIXON</b>	Lotus 61
1 -	3:17.494	6 - 2:10.897
2 -	2:26.135	7 - 1:59.531
3 -	2:26.053	8 - <b>1:58.051</b>
4 -	2:10.394	
5 -	9:07.603P	
<b>29</b>	<b>Greg CATON</b>	Merlyn Mk20A
1 -	2:57.052	6 - 8:29.823P
2 -	2:11.859	7 - 2:27.215
3 -	2:05.195	8 - 2:00.111
4 -	2:04.358	9 - 1:59.807
5 -	<b>1:58.814</b>	
<b>30</b>	<b>Neil GLOVER</b>	Macon Mk8
1 -	3:02.779	6 - 2:17.848
2 -	2:20.234	7 - <b>2:04.589</b>
3 -	2:14.034	8 - 2:04.982
4 -	2:16.646	
5 -	9:48.509P	
<b>39</b>	<b>Michael RICHINGS</b>	Alexis 15
1 -	3:06.823	6 - 2:22.557
2 -	2:21.503	7 - 2:07.215
3 -	2:18.517	8 - <b>2:03.068</b>
4 -	2:15.375	
5 -	9:55.196P	
<b>42</b>	<b>Nigel BANCROFT</b>	Crossle 20F
1 -	2:22.753	6 - 9:30.558P
2 -	2:11.264	7 - 2:13.249
3 -	2:00.908	8 - 2:02.218
4 -	1:58.798	9 - <b>1:57.282</b>
5 -	2:00.170	
<b>44</b>	<b>John BLADON</b>	Merlyn Mk11A
1 -	3:13.225	6 - 2:14.501
2 -	2:20.198	7 - 2:05.901
3 -	2:15.870	8 - <b>2:04.458</b>
4 -	2:13.799	
5 -	9:55.750P	

Car No's 85 & 96 need a working transponder please.  
Weather / Track : Cloudy / Wet

## HSCC Legends Racing Historic Formula Ford in association with Avon Tyres QUALIFYING - LAP ANALYSIS

(contd.)

<b>46</b>	<b>Mike BROMLEY</b>	Merlyn 11a
1 - 3:06.148 2 - 2:29.854 3 - <b>2:21.640</b> 4 - 2:25.041		
<b>48</b>	<b>Crispin SCHLAEFLI</b>	Macon MR8
1 - 2:46.402    6 - 8:37.704P 2 - 2:09.071    7 - 2:23.423 3 - 2:06.252    8 - 2:04.502 4 - 2:02.992    9 - 2:02.616 5 - <b>2:01.037</b>		
<b>57</b>	<b>David WILD</b>	Lola T200
1 - 2:34.786    6 - 2:04.242 2 - 2:08.254    7 - 2:03.777 3 - <b>2:03.310</b> 4 - X:00.000P 5 - 2:12.699		
<b>58</b>	<b>Terry VAN DER ZEE</b>	Nike Mk4
1 - 3:18.721    6 - 2:39.172 2 - 2:27.887    7 - 3:12.926P 3 - <b>2:25.268</b> 4 - 2:32.134 5 - 8:56.698P		
<b>62</b>	<b>Keith NORMAN</b>	Palliser WDF3
1 - 2:43.474    6 - 8:48.197P 2 - 2:06.183    7 - 2:09.058 3 - 1:59.780    8 - 1:55.391 4 - 2:00.856    9 - <b>1:54.678</b> 5 - 1:56.970		
<b>63</b>	<b>Matthew STURMER</b>	Hawke DL2A
1 - 6:20.246P    6 - <b>2:11.172</b> 2 - 2:35.988    7 - 2:14.587 3 - 2:14.136 4 - 8:38.003P 5 - 2:30.150		

Car No's 85 & 96 need a working transponder please.  
Weather / Track : Cloudy / Wet

## HSCC Legends Racing Historic Formula Ford in association with Avon Tyres QUALIFYING - LAP ANALYSIS

(contd.)

<b>66</b>	<b>Gregory THORNTON</b>	Titan Mk4
1 -	2:34.476	6 - 8:37.053P
2 -	2:16.903	7 - 2:15.956
3 -	2:09.854	8 - 2:03.031
4 -	2:05.684	9 - <b>2:00.247</b>
5 -	2:01.848	
<b>68</b>	<b>Jason WILLIAMS</b>	Merlyn Mk9
1 -	3:11.977	
2 -	2:26.410	
3 -	<b>2:21.494</b>	
4 -	2:23.979	
<b>71</b>	<b>Alan HICKS</b>	Lotus 61
1 -	2:58.534	6 - 2:32.240
2 -	2:30.207	7 - <b>2:17.814</b>
3 -	2:26.548	8 - 2:21.070
4 -	2:25.321	
5 -	9:33.789P	
<b>75</b>	<b>Anthony GODDARD</b>	Merlyn Mk20
1 -	3:22.305	6 - 2:26.805
2 -	2:26.330	7 - 2:17.513
3 -	2:23.339	8 - <b>2:11.977</b>
4 -	2:18.614	
5 -	9:03.233P	
<b>77</b>	<b>Chris SHARPLES</b>	Palliser WDF1
1 -	3:09.436	6 - 2:18.740
2 -	2:19.806	7 - 2:02.839
3 -	2:09.717	8 - <b>2:01.219</b>
4 -	2:09.083	
5 -	X:00.000P	
<b>78</b>	<b>Neil FENDER</b>	Jamun T2
1 -	2:42.505	6 - 8:11.767P
2 -	2:19.432	7 - 2:15.003
3 -	2:15.288	8 - 2:05.007
4 -	2:13.549	9 - <b>2:01.952</b>
5 -	2:07.203	

Car No's 85 & 96 need a working transponder please.  
Weather / Track : Cloudy / Wet

## HSCC Legends Racing Historic Formula Ford in association with Avon Tyres QUALIFYING - LAP ANALYSIS

(contd.)

<b>82</b>	<b>Paul DRAYSON</b>	Merlyn Mk20
1 - 2:48.682	6 - 8:04.285P	
2 - 2:15.033	7 - 2:23.369	
3 - 2:09.740	8 - 2:09.336	
4 - 2:10.738	9 - <b>2:03.988</b>	
5 - 2:22.777		
<b>85</b>	<b>C LILLINGSTON-PRICE</b>	Merlyn Mk11
1 - 3:13.510		
2 - 2:20.107		
3 - 2:21.281		
4 - <b>2:18.426</b>		
<b>86</b>	<b>George FOWLER</b>	Macon MR8
1 - 2:33.279	6 - 8:40.772P	
2 - 2:15.309	7 - 2:15.857	
3 - 2:08.267	8 - <b>2:01.339</b>	
4 - 2:04.238	9 - 2:04.808	
5 - 2:02.675		
<b>87</b>	<b>Nelson ROWE</b>	Crossle 20F
1 - 2:26.534	6 - 9:03.266P	
2 - 1:58.798	7 - 1:57.847	
3 - 1:56.870	8 - 1:51.176	
4 - 2:06.559	9 - <b>1:50.571</b>	
5 - 1:57.046	10 - 1:50.671	
<b>89</b>	<b>Gary CRITCHER</b>	Nike Mk4/6
1 - 2:59.782	6 - 2:27.652	
2 - 2:22.429	7 - <b>2:11.175</b>	
3 - 2:21.321	8 - 2:12.243	
4 - 2:20.645		
5 - 9:19.231P		
<b>91</b>	<b>Chris ATKINSON</b>	Merlyn Mk20A
1 - 3:24.002	6 - 2:25.382	
2 - 2:27.047	7 - 2:28.357	
3 - 2:22.698	8 - <b>2:10.053</b>	
4 - 2:22.951		
5 - 9:00.356P		

Car No's 85 & 96 need a working transponder please.  
Weather / Track : Cloudy / Wet

# HSCC Legends Racing Historic Formula Ford in association with Avon Tyres QUALIFYING - LAP ANALYSIS

(contd.)

<b>92</b>	<b>William l'ANSON</b>	Nike Mk6
1 - 3:33.540 2 - 2:21.694 3 - <b>2:20.219</b> 4 - 2:22.864 5 - 9:30.566P		
<b>96</b>	<b>Dean BOWER</b>	Hawke DL2
1 - X:00.000P 2 - 2:19.070 3 - 2:07.249 4 - <b>2:06.097</b>		

Car No's 85 & 96 need a working transponder please.  
Weather / Track : Cloudy / Wet



# HSCC Legends Racing Historic Formula Ford in association with Avon Tyres

## GRID - RACE 8

ROW 17	93	GISBORNE		
ROW 16	46	BROMLEY	58	VAN DER ZEE
ROW 15	92	I'ANSON	68	WILLIAMS
ROW 14	71	HICKS	85	LILLINGSTON-PRICE
ROW 13	89	CRITCHER	75	GODDARD
ROW 12	20	SCOTT	63	STURMER
ROW 11	96	BOWER	91	ATKINSON
ROW 10	44	BLADON	30	GLOVER
ROW 9	57	WILD	82	DRAYSON
ROW 8	18	CONDLIFFE	39	RICHINGS
ROW 7	11	MITCHELL	78	FENDER
ROW 6	77	SHARPLES	86	FOWLER
ROW 5	66	THORNTON	48	SCHLAEFLI
ROW 4	27	DIXON	29	CATON
ROW 3	62	NORMAN	42	BANCROFT
ROW 2	2	SLEEMAN	7	GOLDSMITH
ROW 1	1	FOWLER	87	ROWE
		<b>POLE</b>		

Car No's 85 & 96 need a working transponder please.

Weather / Track : Cloudy / Wet

These results are provisional until the conclusion of any judicial and technical matters.

Brands Hatch

Circuit Length = 2.6082 miles.

Start: 10:00 End: 10:25

Clerk Of Course:	Stewards:	Timekeeper:
------------------	-----------	-------------

# HSCC Legends Racing Historic Formula Ford in association with Avon Tyres

## RACE CLASSIFICATION - RACE 8

POS	NO	CL	NAME	NAT	CAR	TIME	LAPS	GAP	MPH	BEST
1	1		Neil FOWLER		Lola T200	20:18.812	9		69.39	1:53.359
2	87		Nelson ROWE		Crossle 20F	20:18.877	9	0.065	69.38	1:53.331
3	7		John GOLDSMITH		Macon MR8B	20:28.591	9	9.779	68.83	1:57.213
4	66		Gregory THORNTON		Titan Mk4	20:33.958	9	15.146	68.53	1:59.776
5	62		Keith NORMAN		Palliser WDF3	20:35.016	9	16.204	68.48	1:57.674
6	44		John BLADON		Merlyn Mk11A	20:41.067	9	22.255	68.14	1:57.962
7	27		Dick DIXON		Lotus 61	20:41.632	9	22.820	68.11	1:59.888
8	77		Chris SHARPLES		Palliser WDF1	20:44.087	9	25.275	67.98	2:00.979
9	86		George FOWLER		Macon MR8	20:46.622	9	27.810	67.84	2:02.745
10	11		Westie MITCHELL		Merlyn Mk20	20:47.714	9	28.902	67.78	2:00.378
11	29		Greg CATON		Merlyn Mk20A	20:49.853	9	31.041	67.66	1:59.484
12	96	N	Dean BOWER		Hawke DL2	20:54.840	9	36.028	67.39	2:05.157
13	78		Neil FENDER		Jamun T2	20:58.580	9	39.768	67.19	2:06.568
14	30		Neil GLOVER		Macon Mk8	20:59.810	9	40.998	67.13	2:06.015
15	63		Matthew STURMER		Hawke DL2A	21:02.349	9	43.537	66.99	2:05.243
16	85		C LILLINGSTON-PRICE		Merlyn Mk11	21:03.981	9	45.169	66.91	2:04.746
17	20		Henry SCOTT		Lola T200	21:04.743	9	45.931	66.87	2:06.895
18	48		Crispin SCHLAEFLI		Macon MR8	21:05.824	9	47.012	66.81	2:05.305
19	91	N	Chris ATKINSON		Merlyn Mk20A	21:11.428	9	52.616	66.51	2:06.128
20	39		Michael RICHINGS		Alexis 15	21:11.820	9	53.008	66.49	2:04.077
21	71		Alan HICKS		Lotus 61	21:23.855	9	1:05.043	65.87	2:09.969
22	75		Anthony GODDARD		Merlyn Mk20	21:31.764	9	1:12.952	65.47	2:13.526
23	46		Mike BROMLEY		Merlyn 11a	21:34.856	9	1:16.044	65.31	2:15.975
24	92	N	William I'ANSON		Nike Mk6	21:35.280	9	1:16.468	65.29	2:15.846
25	2		Paul SLEEMAN		Jamun T2	21:50.661	8	1 LAP	57.36	1:56.371

### NOT CLASSIFIED

89			Gary CRITCHER		Nike Mk4/6	17:02.554	7	D.N.F.	64.34	2:16.431
68			Jason WILLIAMS		Merlyn Mk9	12:47.942	5	D.N.F.	61.22	2:12.610
42			Nigel BANCROFT		Crossle 20F	4:08.386	2	D.N.F.	75.87	1:58.895
82			Paul DRAYSON		Merlyn Mk20	4:47.593	2	D.N.F.	65.53	2:10.813
18			Mike CONDLIFFE		Alexis Mk18	2:24.771	1	D.N.F.	65.32	2:24.771

### FASTEST LAP

87			Nelson ROWE		Crossle 20F	1:53.331	8	82.85mph	133.33kph	
96	N		Dean BOWER		Hawke DL2	2:05.157	2	75.02mph	120.73kph	

Weather / Track : Cloudy / Wet

These results are provisional until the conclusion of any judicial and technical matters.

Brands Hatch

Circuit Length = 2.6082 miles.

Start: 13:36 End: 13:57

Clerk Of Course:	Stewards:	Timekeeper:

## HSCC Legends Racing Historic Formula Ford in association with Avon Tyres

### RACE CLASSIFICATION - RACE 8 - LAP CHART

Lap 1			Lap 2			Lap 3			Lap 4			Lap 5		
No	Behind	Laptime	No	Behind	Laptime	No	Behind	Laptime	No	Behind	Laptime	No	Behind	Laptime
1		2:00.521	1		1:54.219	1		1:53.964	1		2:56.276	1		1:53.966
87	0.084	2:00.605	87	0.171	1:54.306	87	0.535	1:54.328	87	0.104	2:55.845	87	0.045	1:53.907
2	2.627	2:03.148	2	4.983	1:56.575	2	7.390	1:56.371	2	0.719	2:49.605	7	4.810	1:57.213
7	4.443	2:04.964	7	8.340	1:58.116	7	13.338	1:58.962	7	1.563	2:44.501	62	5.996	1:57.868
62	6.228	2:06.749	62	9.683	1:57.674	62	14.973	1:59.254	62	2.094	2:43.397	66	10.056	2:01.057
27	7.189	2:07.710	27	12.858	1:59.888	66	26.728	2:03.398	66	2.965	2:32.513	11	11.053	2:00.378
42	8.970	2:09.491	42	13.646	1:58.895	11	32.886	2:04.722	11	4.641	2:28.031	44	12.059	1:57.962
66	11.470	2:11.991	66	17.294	2:00.043	77	34.492	2:05.616	77	7.845	2:29.629	77	14.858	2:00.979
11	12.855	2:13.376	11	22.128	2:03.492	44	36.632	2:03.392	44	8.063	2:27.707	27	18.287	2:00.794
77	14.595	2:15.116	77	22.840	2:02.464	27	38.677	2:19.783	27	11.459	2:29.058	86	21.675	2:03.106
86	17.603	2:18.124	86	27.022	2:03.638	86	42.002	2:08.944	86	12.535	2:26.809	29	22.191	2:01.305
96	19.052	2:19.573	44	27.204	2:01.446	39	44.013	2:04.077	39	14.259	2:26.522	39	26.172	2:05.879
44	19.977	2:20.498	96	29.990	2:05.157	96	44.413	2:08.387	29	14.852	2:22.683	96	27.591	2:06.554
39	21.758	2:22.279	39	33.900	2:06.361	29	48.445	1:59.484	96	15.003	2:26.866	78	30.660	2:07.875
78	22.254	2:22.775	78	37.055	2:09.020	78	53.345	2:10.254	78	16.751	2:19.682	91	33.384	2:06.128
18	24.250	2:24.771	91	40.277	2:08.775	91	54.405	2:08.092	91	21.222	2:23.093	30	34.585	2:06.686
91	25.721	2:26.242	30	41.159	2:08.493	30	57.768	2:10.573	30	21.865	2:20.373	63	36.302	2:07.337
30	26.885	2:27.406	29	42.925	2:04.554	63	58.637	2:09.383	63	22.931	2:20.570	20	37.549	2:07.059
63	27.875	2:28.396	63	43.218	2:09.562	20	1:00.179	2:07.923	20	24.456	2:20.553	85	38.584	2:06.970
20	29.960	2:30.481	20	46.220	2:10.479	85	1:04.195	2:08.051	85	25.580	2:17.661	48	39.573	2:06.321
68	31.554	2:32.075	68	49.945	2:12.610	48	1:04.660	2:06.347	48	27.218	2:18.834	75	1:23.139	2:16.682
85	32.382	2:32.903	85	50.108	2:11.945	68	1:22.879	2:26.898	68	59.643	2:33.040	46	1:24.690	2:17.518
29	32.590	2:33.111	48	52.277	2:11.734	75	1:23.624	2:18.428	75	1:00.423	2:33.075	71	1:28.160	2:18.715
48	34.762	2:35.283	82	52.853	2:10.813	46	1:26.036	2:17.632	46	1:01.138	2:31.378	89	1:31.152	2:23.602
82	36.259	2:36.780	75	59.160	2:13.526	89	1:29.052	2:16.431	89	1:01.516	2:28.740	92	1:31.645	2:23.138
75	39.853	2:40.374	46	1:02.368	2:15.975	92	1:30.609	2:17.483	92	1:02.473	2:28.140	68	2:08.996	3:03.319P
46	40.612	2:41.133	89	1:06.585	2:17.530	71	1:31.119	2:15.449	71	1:03.411	2:28.568			
89	43.274	2:43.795	92	1:07.090	2:16.905									
92	44.404	2:44.925	71	1:09.634	2:16.912									
71	46.941	2:47.462												

# HSCC Legends Racing Historic Formula Ford in association with Avon Tyres

## RACE CLASSIFICATION - RACE 8 - LAP CHART

(contd.)

Lap 6			Lap 7			Lap 8			Lap 9			Lap 10		
No	Behind	Laptime	No	Behind	Laptime	No	Behind	Laptime	No	Behind	Laptime	No	Behind	Laptime
1		2:54.288	1		2:57.993	1		1:53.359	1		1:54.226			
87	1.429	2:55.672	87	0.281	2:56.845	87	0.253	1:53.331	87	0.065	1:54.038			
7	2.605	2:52.083	7	1.895	2:57.283	7	6.247	1:57.711	7	9.779	1:57.758			
62	3.471	2:51.763	62	2.332	2:56.854	62	7.120	1:58.147	66	15.146	1:59.974			
66	4.019	2:48.251	66	2.981	2:56.955	66	9.398	1:59.776	62	16.204	2:03.310			
11	5.035	2:48.270	11	3.820	2:56.778	44	14.829	2:03.809	44	22.255	2:01.652			
44	5.549	2:47.778	44	4.379	2:56.823	27	15.436	2:01.596	27	22.820	2:01.610			
77	6.568	2:45.998	77	6.542	2:57.967	77	17.677	2:04.494	77	25.275	2:01.824			
27	6.984	2:42.985	27	7.199	2:58.208	86	18.313	2:02.745	86	27.810	2:03.723			
86	7.186	2:39.799	86	8.927	2:59.734	11	20.118	2:09.657	11	28.902	2:03.010			
29	7.538	2:39.635	29	9.235	2:59.690	29	20.641	2:04.765	29	31.041	2:04.626			
39	7.748	2:35.864	39	11.337	3:01.582	96	23.850	2:05.171	96	36.028	2:06.404			
96	8.326	2:35.023	96	12.038	3:01.705	78	27.083	2:06.568	78	39.768	2:06.911			
78	8.910	2:32.538	78	13.874	3:02.957	30	28.716	2:06.015	30	40.998	2:06.508			
91	9.645	2:30.549	91	15.257	3:03.605	63	32.520	2:08.078	63	43.537	2:05.243			
30	10.315	2:30.018	30	16.060	3:03.738	20	33.262	2:07.944	85	45.169	2:04.746			
63	11.772	2:29.758	63	17.801	3:04.022	85	34.649	2:07.824	20	45.931	2:06.895			
20	13.074	2:29.813	20	18.677	3:03.596	48	35.933	2:08.660	48	47.012	2:05.305			
85	13.969	2:29.673	85	20.184	3:04.208	91	39.278	2:17.380	91	52.616	2:07.564			
48	14.386	2:29.101	48	20.632	3:04.239	39	41.034	2:23.056	39	53.008	2:06.200			
75	55.839	2:26.988	75	28.356	2:30.510	71	49.300	2:13.197	71	1:05.043	2:09.969			
46	56.916	2:26.514	46	29.226	2:30.303	75	52.815	2:17.818	75	1:12.952	2:14.363			
71	57.317	2:23.445	71	29.462	2:30.138	46	54.191	2:18.324	46	1:16.044	2:16.079			
89	58.187	2:21.323	89	31.327	2:31.133	92	54.641	2:15.846	92	1:16.468	2:16.053			
92	59.895	2:22.538	92	32.154	2:30.252	2	1 LAP	1:57.295	2	1 LAP	1:56.706			
2	1 LAP	7:10.761	2	1 LAP	2:00.200									

## HSCC/HRSR Historic Racing Saloons supported by Rider Comms Ltd. QUALIFYING - RACE 9

POS	NO	CL	NAME	NAT	CAR	TIME	LAPS	GAP	MPH
1	31	B	Les ELY		BMW 2000	1:59.834	10		78.35
2	21	A	Graeme DODD		Jaguar MkII	2:02.228	10	2.394	76.82
3	35	B	James DODD		Alfa Romeo Giulia Sprint GT	2:02.732	10	2.898	76.50
4	85	D	Roger GODFREY		Austin Mini Cooper S	2:03.413	10	3.579	76.08
5	46	C	Dan COX		Ford Anglia 105E	2:03.952	10	4.118	75.75
6	69	C	Bob BULLEN		Ford Anglia	2:05.974	9	6.140	74.53
7	79	D	Jim BURROWS		Austin Mini Cooper S	2:06.604	9	6.770	74.16
8	18	K1	Hugh ANGLE		Ford Mustang	2:06.788	9	6.954	74.05
9	26	K1	Alan MANN		Ford Mustang	2:07.497	9	7.663	73.64
10	36	C	Roland STOATE		Ford Anglia	2:10.408	9	10.574	72.00
11	50	C	Steve READ		Ford Anglia	2:11.035	9	11.201	71.65
12	70	C	Trevor LADD		Ford Anglia	2:12.558	9	12.724	70.83
13	1	E	Adrian OLIVER		Hillman Imp	2:12.560	9	12.726	70.83
14	52	C	Peter ERGIS		Ford Cortina GT	2:13.520	9	13.686	70.32
15	87	E	Simon BENOY		Sunbeam Imp	2:14.022	9	14.188	70.06
16	49	C	Peter HORE		Lotus Cortina	2:14.064	9	14.230	70.03
17	41	C	Tony FIELDING		Ford Anglia	2:14.098	6	14.264	70.02
18	22	K1	David SMITH		Ford Mustang	2:15.735	9	15.901	69.17
19	33	B	James FULLER		Alfa Romeo Giulia Sprint	2:15.939	8	16.105	69.07
20	91	E	Vince FROST		Hillman Imp	2:19.578	8	19.744	67.27
21	62	C	Nick SAVAGE		Alfa Romeo GTA	2:20.590	8	20.756	66.78
22	20	A	Nigel KING		Ford Galaxie	2:21.014	8	21.180	66.58
23	75	C	Richard BATEMAN		Ford Lotus Cortina	2:21.298	7	21.464	66.45
24	71	C	Simon KING		Alfa Romeo Giulia Sprint GT	2:24.408	8	24.574	65.02
25	45	C	Tony MASCHIO		Alfa Romeo Giulia Sprint GT	2:27.860	5	28.026	63.50
26	55	K3	Fred PHILLIPS		Ford Lotus Cortina	2:27.926	8	28.092	63.47
27	44	C	T LAILEY DE VILLE		Ford Anglia	2:28.838	5	29.004	63.08
28	68	C	Richard CROSS		Riley 1.5	2:28.916	8	29.082	63.05
29	96	E	Tony WELSH		Morris Minor	2:29.446	8	29.612	62.82
30	78	D	Colin FLYNN		Morris Mini Cooper S	2:34.227	4	34.393	60.88

Car No's 1, 21, 36, 41,44 & 71 need working transponders please.

Weather / Track : Cloudy / Wet

These results are provisional until the conclusion of any judicial and technical matters.

Brands Hatch

Circuit Length = 2.6082 miles.

Start: 10:30 End: 10:50

Clerk Of Course:	Stewards:	Timekeeper:

## HSCC/HRSR Historic Racing Saloons supported by Rider Comms Ltd.

### QUALIFYING - LAP ANALYSIS

<b>1</b>	<b>Adrian OLIVER</b>	Hillman Imp
1 -	3:35.412	6 - 2:15.652
2 -	2:27.830	7 - 2:14.307
3 -	2:18.247	8 - 2:13.357
4 -	2:15.359	9 - <b>2:12.560</b>
5 -	2:15.759	
<b>18</b>	<b>Hugh ANGLE</b>	Ford Mustang
1 -	3:33.178	6 - 2:07.004
2 -	2:30.533	7 - <b>2:06.788</b>
3 -	2:11.906	8 - 2:11.321
4 -	2:11.185	9 - 2:10.608
5 -	2:10.467	
<b>20</b>	<b>Nigel KING</b>	Ford Galaxie
1 -	3:29.145	6 - 2:22.682
2 -	2:35.673	7 - <b>2:21.014</b>
3 -	2:31.810	8 - 2:21.348
4 -	2:36.637	
5 -	2:33.937	
<b>21</b>	<b>Graeme DODD</b>	Jaguar MkII
1 -	3:18.478	6 - 2:04.906
2 -	2:06.294	7 - 2:07.662
3 -	2:04.199	8 - 2:02.341
4 -	2:03.188	9 - <b>2:02.228</b>
5 -	2:03.561	10 - 2:15.013
<b>22</b>	<b>David SMITH</b>	Ford Mustang
1 -	3:31.217	6 - 2:16.849
2 -	2:30.484	7 - 2:17.061
3 -	2:25.644	8 - 2:17.183
4 -	2:19.571	9 - <b>2:15.735</b>
5 -	2:19.999	
<b>26</b>	<b>Alan MANN</b>	Ford Mustang
1 -	3:21.608	6 - 2:07.764
2 -	2:14.003	7 - 2:12.694
3 -	2:12.512	8 - <b>2:07.497</b>
4 -	2:10.561	9 - 2:11.011
5 -	2:09.310	

## HSCC/HRSR Historic Racing Saloons supported by Rider Comms Ltd. QUALIFYING - LAP ANALYSIS

(contd.)

<b>31</b>	<b>Les ELY</b>	BMW 2000
1 -	2:28.051	6 - 2:01.774
2 -	2:06.666	7 - 2:00.811
3 -	2:02.376	8 - <b>1:59.834</b>
4 -	2:03.112	9 - 2:02.527
5 -	2:03.821	10 - 2:01.703
<b>33</b>	<b>James FULLER</b>	Alfa Romeo Giulia Sprint
1 -	3:26.568	6 - 3:02.572P
2 -	2:25.158	7 - 2:29.731
3 -	2:21.436	8 - <b>2:15.939</b>
4 -	2:17.999	
5 -	2:17.069	
<b>35</b>	<b>James DODD</b>	Alfa Romeo Giulia Sprint GT
1 -	3:19.740	6 - 2:04.648
2 -	2:06.495	7 - 2:04.670
3 -	2:03.511	8 - <b>2:02.732</b>
4 -	2:03.612	9 - 2:03.476
5 -	2:03.298	10 - 2:02.849
<b>36</b>	<b>Roland STOATE</b>	Ford Anglia
1 -	2:46.459	6 - 2:25.038
2 -	2:11.439	7 - 2:12.753
3 -	<b>2:10.408</b>	8 - 2:13.710
4 -	2:10.784	9 - 2:13.711
5 -	2:12.923	
<b>41</b>	<b>Tony FIELDING</b>	Ford Anglia
1 -	3:29.913	6 - <b>2:14.098</b>
2 -	2:22.967	
3 -	2:16.228	
4 -	2:15.248	
5 -	2:16.112	
<b>44</b>	<b>T LAILEY DE VILLE</b>	Ford Anglia
1 -	3:12.904	
2 -	2:33.181	
3 -	<b>2:28.838</b>	
4 -	2:30.511	
5 -	2:49.196P	

## HSCC/HRSR Historic Racing Saloons supported by Rider Comms Ltd. QUALIFYING - LAP ANALYSIS

(contd.)

<b>45</b>	<b>Tony MASCHIO</b>	Alfa Romeo Giulia Sprint GT
1 - 3:42.927 2 - 2:33.904 3 - <b>2:27.860</b> 4 - 2:30.059 5 - 2:28.900		
<b>46</b>	<b>Dan COX</b>	Ford Anglia 105E
1 - 2:43.379    6 - 2:04.758 2 - 2:06.319    7 - <b>2:03.952</b> 3 - 2:04.739    8 - 2:05.972 4 - 2:06.217    9 - 2:04.951 5 - 2:06.818    10 - 2:05.654		
<b>49</b>	<b>Peter HORE</b>	Lotus Cortina
1 - 3:24.299    6 - 2:14.985 2 - 2:23.811    7 - 2:16.996 3 - 2:18.750    8 - 2:14.068 4 - 2:16.177    9 - <b>2:14.064</b> 5 - 2:15.818		
<b>50</b>	<b>Steve READ</b>	Ford Anglia
1 - 3:13.476    6 - 2:13.957 2 - 2:20.521    7 - 2:13.894 3 - 2:16.414    8 - 2:17.452 4 - 2:12.863    9 - <b>2:11.035</b> 5 - 2:13.061		
<b>52</b>	<b>Peter ERGIS</b>	Ford Cortina GT
1 - 3:21.152    6 - 2:26.028 2 - 2:22.308    7 - 2:17.434 3 - 2:14.761    8 - 2:14.409 4 - 2:14.001    9 - <b>2:13.520</b> 5 - 2:14.266		
<b>55</b>	<b>Fred PHILLIPS</b>	Ford Lotus Cortina
1 - 4:01.445    6 - 2:29.729 2 - 2:33.258    7 - <b>2:27.926</b> 3 - 2:31.720    8 - 2:28.516 4 - 2:31.193 5 - 2:29.681		



## HSCC/HRSR Historic Racing Saloons supported by Rider Comms Ltd. QUALIFYING - LAP ANALYSIS

(contd.)

<b>62</b>	<b>Nick SAVAGE</b>	Alfa Romeo GTA
1 -	3:50.992	6 - 2:22.236
2 -	2:30.067	7 - 2:23.756
3 -	2:26.355	8 - <b>2:20.590</b>
4 -	2:26.802	
5 -	2:22.523	
<b>68</b>	<b>Richard CROSS</b>	Riley 1.5
1 -	3:36.161	6 - <b>2:28.916</b>
2 -	2:41.907	7 - 2:29.090
3 -	2:38.452	8 - 2:29.681
4 -	2:33.236	
5 -	2:34.155	
<b>69</b>	<b>Bob BULLEN</b>	Ford Anglia
1 -	3:03.459	6 - 2:10.851
2 -	2:09.976	7 - 2:06.457
3 -	2:07.020	8 - 2:07.937
4 -	2:07.800	9 - <b>2:05.974</b>
5 -	2:07.355	
<b>70</b>	<b>Trevor LADD</b>	Ford Anglia
1 -	3:29.444	6 - 2:13.204
2 -	2:23.376	7 - 2:16.188
3 -	2:21.933	8 - <b>2:12.558</b>
4 -	2:16.658	9 - 2:15.190
5 -	2:12.964	
<b>71</b>	<b>Simon KING</b>	Alfa Romeo Giulia Sprint GT
1 -	3:16.941	6 - 2:24.661
2 -	2:43.195	7 - 2:27.347
3 -	2:35.257	8 - <b>2:24.408</b>
4 -	2:30.817	
5 -	2:27.541	
<b>75</b>	<b>Richard BATEMAN</b>	Ford Lotus Cortina
1 -	4:03.694	6 - 2:24.676
2 -	2:32.065	7 - 2:23.233
3 -	2:31.640	
4 -	2:28.783	
5 -	<b>2:21.298</b>	

## HSCC/HRSR Historic Racing Saloons supported by Rider Comms Ltd. QUALIFYING - LAP ANALYSIS

(contd.)

<b>78</b>	<b>Colin FLYNN</b>	Morris Mini Cooper S
1 - 3:24.062 2 - 2:39.610 3 - 2:34.666 4 - <b>2:34.227</b>		
<b>79</b>	<b>Jim BURROWS</b>	Austin Mini Cooper S
1 - 3:35.891    6 - 2:30.801 2 - 2:20.101    7 - <b>2:06.604</b> 3 - 2:17.129    8 - 2:07.788 4 - 2:10.939    9 - 2:07.658 5 - 2:09.877		
<b>85</b>	<b>Roger GODFREY</b>	Austin Mini Cooper S
1 - 2:31.256    6 - <b>2:03.413</b> 2 - 2:05.095    7 - 2:04.585 3 - 2:03.883    8 - 2:05.061 4 - 2:06.122    9 - 2:04.122 5 - 2:06.533    10 - 2:04.510		
<b>87</b>	<b>Simon BENOY</b>	Sunbeam Imp
1 - 2:51.907    6 - <b>2:14.022</b> 2 - 2:20.429    7 - 2:20.958 3 - 2:17.661    8 - 2:14.093 4 - 2:14.830    9 - 2:14.355 5 - 2:15.996		
<b>91</b>	<b>Vince FROST</b>	Hillman Imp
1 - 3:42.186    6 - 2:21.162 2 - 2:33.759    7 - 2:24.457 3 - 2:28.376    8 - <b>2:19.578</b> 4 - 2:30.257 5 - 2:24.415		
<b>96</b>	<b>Tony WELSH</b>	Morris Minor
1 - 4:03.999    6 - 2:32.190 2 - 2:34.328    7 - <b>2:29.446</b> 3 - 2:33.011    8 - 2:32.153 4 - 2:32.081 5 - 2:31.345		

**HSCC/HRSR Historic Racing Saloons supported by Rider Comms Ltd.**  
**GRID - RACE 9**

ROW 16	54	WOOD	
ROW 15	96	WELSH	78 FLYNN
ROW 14	44	LAILEY DE VILLE	68 CROSS
ROW 13	45	MASCHIO	55 PHILLIPS
ROW 12	75	BATEMAN	71 KING
ROW 11	62	SAVAGE	20 KING
ROW 10	33	FULLER	91 FROST
ROW 9	41	FIELDING	22 SMITH
ROW 8	87	BENOY	49 HORE
ROW 7	1	OLIVER	52 ERGIS
ROW 6	50	READ	70 LADD
ROW 5	26	MANN	36 STOATE
ROW 4	79	BURROWS	18 ANGLE
ROW 3	46	COX	69 BULLEN
ROW 2	35	DODD	85 GODFREY
ROW 1	31	ELY	21 DODD
<b>POLE</b>			

Car No's 1, 21, 36, 41, 44 & 71 need working transponders please.

Weather / Track : Cloudy / Wet

These results are provisional until the conclusion of any judicial and technical matters.

Brands Hatch

Circuit Length = 2.6082 miles.

Start: 10:30 End: 10:50

Clerk Of Course:

Stewards:

Timekeeper:

## HSCC/HRSR Historic Racing Saloons supported by Rider Comms Ltd.

### RACE CLASSIFICATION - RACE 9

POS	NO	CL	NAME	NAT	CAR	TIME	LAPS	GAP	MPH	BEST
1	31	B	Les ELY		BMW 2000	12:16.402	6		76.59	2:00.946
2	35	B	James DODD		Alfa Romeo Guilia Sprint GT	12:17.172	6	0.770	76.51	2:00.579
3	46	C	Dan COX		Ford Anglia 105E	12:36.241	6	19.839	74.58	2:02.998
4	21	A	Graeme DODD		Jaguar MkII	12:38.151	6	21.749	74.39	2:00.938
5	69	C	Bob BULLEN		Ford Anglia	12:49.899	6	33.497	73.26	2:05.313
6	26	K1	Alan MANN		Ford Mustang	13:02.653	6	46.251	72.06	2:06.194
7	50	C	Steve READ		Ford Anglia	13:21.500	6	1:05.098	70.37	2:09.035
8	41	C	Tony FIELDING		Ford Anglia	13:21.829	6	1:05.427	70.34	2:08.639
9	1	E	Adrian OLIVER		Hillman Imp	13:30.968	6	1:14.566	69.55	2:11.363
10	87	E	Simon BENOY		Sunbeam Imp	13:32.012	6	1:15.610	69.46	2:11.218
11	49	C	Peter HORE		Lotus Cortina	13:35.606	6	1:19.204	69.15	2:11.184
12	22	K1	David SMITH		Ford Mustang	13:38.492	6	1:22.090	68.91	2:10.563
13	79	D	Jim BURROWS		Austin Mini Cooper S	13:52.190	6	1:35.788	67.77	2:07.800
14	33	B	James FULLER		Alfa Romeo Giulia Sprint	14:00.334	6	1:43.932	67.12	2:14.818
15	44	C	T LAILEY DE VILLE		Ford Anglia	14:02.002	6	1:45.600	66.98	2:12.408
16	20	A	Nigel KING		Ford Galaxie	14:04.378	6	1:47.976	66.80	2:14.923
17	85	D	Roger GODFREY		Austin Mini Cooper S	14:17.680	6	2:01.278	65.76	2:06.581
18	91	E	Vince FROST		Hillman Imp	14:21.133	6	2:04.731	65.50	2:20.175
19	62	C	Nick SAVAGE		Alfa Romeo GTA	14:27.432	6	2:11.030	65.02	2:20.650
20	45	C	Tony MASCHIO		Alfa Romeo Giulia Sprint GT	14:28.655	6	2:12.253	64.93	2:19.783
21	70	C	Trevor LADD		Ford Anglia	14:29.983	6	2:13.581	64.83	2:16.058
22	71	C	Simon KING		Alfa Romeo Giulia Sprint GT	12:24.716	5	1 LAP	63.13	2:23.649
23	55	K3	Fred PHILLIPS		Ford Lotus Cortina	12:47.404	5	1 LAP	61.26	2:27.688
24	96	E	Tony WELSH		Morris Minor	13:00.036	5	1 LAP	60.27	2:29.826
25	18	K1	Hugh ANGLE		Ford Mustang	12:52.702	4	2 LAPS	48.69	2:06.381

#### NOT CLASSIFIED

52	C	Peter ERGIS	Ford Cortina GT	13:26.632	6	N.C.F.	69.92	2:10.235
68	C	Richard CROSS	Riley 1.5	5:16.405	2	D.N.F.	59.56	2:28.204
78	D	Colin FLYNN	Morris Mini Cooper S	5:24.477	2	D.N.F.	58.08	2:29.958

#### FASTEST LAP

35	B	James DODD	Alfa Romeo Guilia Sprint GT	2:00.579	2	77.87mph	125.32kph
21	A	Graeme DODD	Jaguar MkII	2:00.938	2	77.63mph	124.94kph
46	C	Dan COX	Ford Anglia 105E	2:02.998	6	76.33mph	122.85kph
26	K1	Alan MANN	Ford Mustang	2:06.194	6	74.40mph	119.74kph
85	D	Roger GODFREY	Austin Mini Cooper S	2:06.581	6	74.17mph	119.37kph
87	E	Simon BENOY	Sunbeam Imp	2:11.218	6	71.55mph	115.15kph
55	K3	Fred PHILLIPS	Ford Lotus Cortina	2:27.688	5	63.57mph	102.31kph

Car No 52 - Not Classified - Not running at Red Flag.  
Weather / Track : Cloudy / Wet

Brands Hatch  
Circuit Length = 2.6082 miles.  
Start: 14:14 End: 14:29

Clerk of Course:	Stewards:	Timekeeper:
------------------	-----------	-------------

**HSCC/HRSR Historic Racing Saloons supported by Rider Comms Ltd.**  
**RACE CLASSIFICATION - RACE 9 - LAP CHART**

Lap 1			Lap 2			Lap 3			Lap 4			Lap 5		
No	Behind	Laptime	No	Behind	Laptime	No	Behind	Laptime	No	Behind	Laptime	No	Behind	Laptime
31		2:08.919	31		2:01.363	31		2:01.566	31		2:00.946	31		2:02.060
35	1.116	2:10.035	35	0.332	2:00.579	35	0.175	2:01.409	35	0.483	2:01.254	35	0.214	2:01.791
21	1.737	2:10.656	21	1.312	2:00.938	46	14.296	2:04.351	46	17.149	2:03.799	55	1 LAP	2:29.479
69	9.025	2:17.944	46	11.511	2:03.224	69	17.528	2:05.313	21	22.072	2:02.499	96	1 LAP	2:30.624
85	9.442	2:18.361	69	13.781	2:06.119	21	20.519	2:20.773	69	22.209	2:05.627	46	18.389	2:03.300
46	9.650	2:18.569	18	17.342	2:06.381	18	22.330	2:06.554	79	34.998	2:08.638	21	21.457	2:01.445
18	12.324	2:21.243	79	21.072	2:07.825	79	27.306	2:07.800	26	35.028	2:08.563	69	28.863	2:08.714
79	14.610	2:23.529	26	21.391	2:07.225	26	27.411	2:07.586	50	42.621	2:09.714	26	41.605	2:08.637
26	15.529	2:24.448	50	25.486	2:09.035	50	33.853	2:09.933	52	48.193	2:11.213	50	56.977	2:16.416
50	17.814	2:26.733	52	28.354	2:10.235	52	37.926	2:11.138	41	50.768	2:10.738	41	58.303	2:09.595
52	19.482	2:28.401	1	32.541	2:12.161	41	40.976	2:08.639	1	55.105	2:12.843	52	1:00.628	2:14.495
1	21.743	2:30.662	41	33.903	2:11.972	1	43.208	2:12.233	87	55.632	2:12.255	1	1:04.751	2:11.706
87	22.729	2:31.648	87	34.586	2:13.220	87	44.323	2:11.303	49	57.098	2:12.310	87	1:05.940	2:12.368
49	22.913	2:31.832	49	35.292	2:13.742	49	45.734	2:12.008	22	1:02.422	2:11.333	49	1:06.222	2:11.184
41	23.294	2:32.213	22	40.074	2:14.898	22	52.035	2:13.527	20	1:16.678	2:16.475	22	1:13.075	2:12.713
91	26.236	2:35.155	91	45.330	2:20.457	20	1:01.149	2:16.989	33	1:17.394	2:14.828	79	1:28.202	2:55.264
22	26.539	2:35.458	20	45.726	2:18.927	33	1:03.512	2:18.363	44	1:18.450	2:13.269	33	1:30.662	2:15.328
20	28.162	2:37.081	33	46.715	2:18.187	91	1:03.939	2:20.175	91	1:24.682	2:21.689	20	1:34.601	2:19.983
33	29.891	2:38.810	62	51.932	2:21.204	44	1:06.127	2:14.754	62	1:31.034	2:20.964	44	1:34.740	2:18.350
62	32.091	2:41.010	44	52.939	2:16.279	62	1:11.016	2:20.650	45	1:32.341	2:20.313	91	1:43.337	2:20.715
45	34.735	2:43.654	45	54.757	2:21.385	45	1:12.974	2:19.783	70	1:43.652	2:16.058	62	1:50.571	2:21.597
71	35.948	2:44.867	71	1:00.202	2:25.617	71	1:23.315	2:24.679	71	1:48.273	2:25.904	45	1:51.652	2:21.371
44	38.023	2:46.942	68	1:06.123	2:28.204	70	1:28.540	2:16.743	85	1:51.005	2:07.343	85	1:56.245	2:07.300
68	39.282	2:48.201	55	1:11.613	2:31.376	55	1:38.389	2:28.342				70	1:58.175	2:16.583
55	41.600	2:50.519	70	1:13.363	2:18.894	85	1:44.608	2:15.283						
96	43.067	2:51.986	78	1:14.195	2:29.958	96	1:47.738	2:34.398						
78	45.600	2:54.519	96	1:14.906	2:33.202									
70	55.832	3:04.751	85	1:30.891	3:22.812P									

Car No 52 - Not Classified - Not running at Red Flag.  
Weather / Track : Cloudy / Wet

Brands Hatch  
Circuit Length = 2.6082 miles.  
Start: 14:14 End: 14:29  
Printed - 14:37 Sunday, 24 July 2005

**HSCC/HRSR Historic Racing Saloons supported by Rider Comms Ltd.**  
**RACE CLASSIFICATION - RACE 9 - LAP CHART**  
 (contd.)

Lap 6			Lap 7			Lap 8			Lap 9			Lap 10		
No	Behind	Laptime	No	Behind	Laptime	No	Behind	Laptime	No	Behind	Laptime	No	Behind	Laptime
31		2:01.548												
35	0.770	2:02.104												
71	1 LAP	2:23.649												
46	19.839	2:02.998												
21	21.749	2:01.840												
55	1 LAP	2:27.688												
69	33.497	2:06.182												
18	2 LAPS	6:18.524P												
96	1 LAP	2:29.826												
26	46.251	2:06.194												
50	1:05.098	2:09.669												
41	1:05.427	2:08.672												
52	1:10.230	2:11.150												
1	1:14.566	2:11.363												
87	1:15.610	2:11.218												
49	1:19.204	2:14.530												
22	1:22.090	2:10.563												
79	1:35.788	2:09.134												
33	1:43.932	2:14.818												
44	1:45.600	2:12.408												
20	1:47.976	2:14.923												
85	2:01.278	2:06.581												
91	2:04.731	2:22.942												
62	2:11.030	2:22.007												
45	2:12.253	2:22.149												
70	2:13.581	2:16.954												

Car No 52 - Not Classified - Not running at Red Flag.  
 Weather / Track : Cloudy / Wet

Brands Hatch  
 Circuit Length = 2.6082 miles.  
 Start: 14:14 End: 14:29  
 Printed - 14:37 Sunday, 24 July 2005

## HGPCA pre 1966 Grand Prix Cars QUALIFYING - RACE 10

POS	NO	CL	NAME	NAT	CAR	TIME	LAPS	GAP	MPH
1	11	12	Danny WRIGHT		Brabham BT11	1:56.043	9		80.91
2	5	12	Michael SCHRYVER		Lotus 18	1:56.875	10	0.832	80.33
3	6	12	Rod JOLLEY		Cooper T45/51	1:57.663	10	1.620	79.80
4	32	12	Malcolm RICKETTS		Lotus 32B	2:00.624	10	4.581	77.84
5	51	12	John CLARK		Cooper T51	2:00.804	8	4.761	77.72
6	82	11	Paul DRAYSON		Lotus 24	2:02.193	9	6.150	76.84
7	7	12	Barry CANNELL		Cooper T53	2:02.328	9	6.285	76.75
8	17	12	Alan MINSHAW		Brabham BT4	2:02.761	10	6.718	76.48
9	35	12	Ted ROLLASON		Cooper T53	2:03.014	9	6.971	76.32
10	71	12	Alan BAILLIE		Cooper T71	2:03.269	9	7.226	76.17
11	77	10	Mark GRIFFITHS		Lotus 18	2:04.020	9	7.977	75.71
12	10	12	Max BLEES		Cooper T51	2:05.423	9	9.380	74.86
13	47	9	Brian JOLIFFE		Cooper T45/51	2:05.733	8	9.690	74.67
14	45	9	Mike HAYWOOD		Cooper T45	2:06.460	9	10.417	74.24
15	21	10	Brian HORWOOD		Lotus 18/21	2:11.234	9	15.191	71.54
16	9	10	Mark LINSTONE		Emeryson	2:13.050	5	17.007	70.57
17	1	12	A VAN DER KROFT		Climax FPF	2:13.257	9	17.214	70.46
18	28	12	Richard PARNELL		Walker-Climax Tec Mec	2:13.802	9	17.759	70.17
19	18	12	Christopher MANN		Lotus 18	2:13.917	8	17.874	70.11
20	29	12	Bob WOODWARD		Cooper T79	2:15.168	7	19.125	69.46
21	55	12	Jason WILLIAMS		Lola Mk55	2:15.367	9	19.324	69.36
22	34	10	Tony BAILEY		Cooper T59	2:15.553	8	19.510	69.26
23	3	10	Ric WEILAND		Lotus 24	2:17.985	9	21.942	68.04
24	43	9	Harvey SYKES		Cooper T43	2:24.866	8	28.823	64.81
25	12	10	Bob WOODWARD III		Lotus 21	2:26.869	8	30.826	63.93
26	48	9	Geoff WILLIAMS		Cooper T43	2:27.879	8	31.836	63.49

Weather / Track : Cloudy / Wet  
 These times are provisional until the conclusion of any judicial and technical matters.

Brands Hatch GP  
 Circuit Length = 2.6082 miles.  
 Start: 10:56 End: 11:16

Clerk Of Course:	Stewards:	Timekeeper:
------------------	-----------	-------------

## HGPCA pre 1966 Grand Prix Cars QUALIFYING - LAP ANALYSIS

<b>1</b>	<b>A VAN DER KROFT</b>	Climax FPF
1 -	3:31.024	6 - 2:14.834
2 -	2:33.575	7 - 2:14.592
3 -	2:24.130	8 - 2:15.058
4 -	2:20.203	9 - <b>2:13.257</b>
5 -	2:18.728	
<b>3</b>	<b>Ric WEILAND</b>	Lotus 24
1 -	2:55.094	6 - 2:25.568
2 -	2:34.921	7 - <b>2:17.985</b>
3 -	2:31.598	8 - 2:19.536
4 -	2:25.369	9 - 2:25.473
5 -	2:25.416	
<b>5</b>	<b>Michael SCHRYVER</b>	Lotus 18
1 -	2:35.023	6 - 2:00.063
2 -	2:02.860	7 - 1:59.359
3 -	1:59.300	8 - 2:02.108
4 -	2:01.568	9 - 1:58.257
5 -	2:00.407	10 - <b>1:56.875</b>
<b>6</b>	<b>Rod JOLLEY</b>	Cooper T45/51
1 -	3:28.806	6 - 2:02.158
2 -	2:09.883	7 - 1:59.882
3 -	2:05.462	8 - <b>1:57.663</b>
4 -	2:01.476	9 - 1:59.929
5 -	2:01.150	10 - 2:00.491
<b>7</b>	<b>Barry CANNELL</b>	Cooper T53
1 -	2:58.319	6 - 2:06.651
2 -	2:29.567	7 - 2:03.206
3 -	2:13.384	8 - 2:03.489
4 -	2:08.000	9 - <b>2:02.328</b>
5 -	2:06.054	
<b>9</b>	<b>Mark LINSTONE</b>	Emeryson
1 -	2:52.583	
2 -	2:18.015	
3 -	2:17.180	
4 -	<b>2:13.050</b>	
5 -	4:49.009P	



## HGPCA pre 1966 Grand Prix Cars QUALIFYING - LAP ANALYSIS

(contd.)

<b>10</b>	<b>Max BLEES</b>	Cooper T51
1 -	3:26.156	6 - 2:21.069
2 -	2:15.968	7 - 2:10.385
3 -	2:13.199	8 - 2:05.949
4 -	2:10.288	9 - <b>2:05.423</b>
5 -	2:08.451	
<b>11</b>	<b>Danny WRIGHT</b>	Brabham BT11
1 -	3:09.727	6 - 1:56.975
2 -	2:04.677	7 - 1:59.732
3 -	2:01.246	8 - 1:57.193
4 -	2:00.264	9 - <b>1:56.043</b>
5 -	2:00.496	
<b>12</b>	<b>Bob WOODWARD III</b>	Lotus 21
1 -	3:33.460	6 - 2:36.519
2 -	2:45.893	7 - 2:27.956
3 -	2:42.874	8 - <b>2:26.869</b>
4 -	2:42.447	
5 -	2:40.004	
<b>17</b>	<b>Alan MINSHAW</b>	Brabham BT4
1 -	2:40.657	6 - 2:03.387
2 -	2:07.372	7 - 2:05.720
3 -	2:05.860	8 - <b>2:02.761</b>
4 -	2:06.199	9 - 2:04.938
5 -	2:05.479	10 - 3:20.210P
<b>18</b>	<b>Christopher MANN</b>	Lotus 18
1 -	3:53.185	6 - 2:20.944
2 -	2:28.335	7 - 2:18.555
3 -	2:28.737	8 - <b>2:13.917</b>
4 -	2:23.290	
5 -	2:20.467	
<b>21</b>	<b>Brian HORWOOD</b>	Lotus 18/21
1 -	2:40.486	6 - <b>2:11.234</b>
2 -	2:18.991	7 - 2:11.979
3 -	2:17.371	8 - 2:12.227
4 -	2:12.631	9 - 2:11.435
5 -	2:14.789	

## HGPCA pre 1966 Grand Prix Cars QUALIFYING - LAP ANALYSIS

(contd.)

<b>28</b>	<b>Richard PARNELL</b>	Walker-Climax Tec Mec
1 -	3:18.386	6 - 2:18.269
2 -	2:28.074	7 - 2:15.647
3 -	2:22.482	8 - <b>2:13.802</b>
4 -	2:21.684	9 - 2:14.947
5 -	2:23.619	
<b>29</b>	<b>Bob WOODWARD</b>	Cooper T79
1 -	3:09.797	6 - <b>2:15.168</b>
2 -	2:27.716	7 - 2:15.735
3 -	2:27.288	
4 -	2:24.396	
5 -	2:20.336	
<b>32</b>	<b>Malcolm RICKETTS</b>	Lotus 32B
1 -	2:35.389	6 - 2:03.863
2 -	2:09.848	7 - 2:03.906
3 -	2:06.560	8 - 2:02.063
4 -	2:05.431	9 - 2:02.082
5 -	2:05.651	10 - <b>2:00.624</b>
<b>34</b>	<b>Tony BAILEY</b>	Cooper T59
1 -	3:33.500	6 - 2:17.021
2 -	2:31.816	7 - 2:18.698
3 -	2:24.459	8 - <b>2:15.553</b>
4 -	2:20.397	
5 -	2:18.153	
<b>35</b>	<b>Ted ROLLASON</b>	Cooper T53
1 -	3:32.526	6 - 2:05.495
2 -	2:22.192	7 - <b>2:03.014</b>
3 -	2:12.509	8 - 2:04.130
4 -	2:12.196	9 - 2:03.295
5 -	2:09.526	
<b>43</b>	<b>Harvey SYKES</b>	Cooper T43
1 -	2:56.020	6 - 2:25.768
2 -	2:35.368	7 - 3:25.516P
3 -	2:30.903	8 - 2:33.987
4 -	2:25.989	
5 -	<b>2:24.866</b>	

## HGPCA pre 1966 Grand Prix Cars QUALIFYING - LAP ANALYSIS

(contd.)

<b>45</b>	<b>Mike HAYWOOD</b>	Cooper T45
1 -	3:04.757	6 - 2:12.169
2 -	2:27.207	7 - 2:11.526
3 -	2:21.964	8 - <b>2:06.460</b>
4 -	2:13.945	9 - 2:07.355
5 -	2:12.862	
<b>47</b>	<b>Brian JOLIFFE</b>	Cooper T45/51
1 -	2:56.678	6 - 2:09.947
2 -	2:32.760	7 - 2:09.018
3 -	2:15.368	8 - 3:25.019P
4 -	2:08.506	
5 -	<b>2:05.733</b>	
<b>48</b>	<b>Geoff WILLIAMS</b>	Cooper T43
1 -	3:40.470	6 - 2:32.312
2 -	2:39.936	7 - <b>2:27.879</b>
3 -	2:43.447	8 - 2:32.393
4 -	2:35.830	
5 -	2:38.837	
<b>51</b>	<b>John CLARK</b>	Cooper T51
1 -	3:11.809	6 - <b>2:00.804</b>
2 -	2:12.597	7 - 2:00.808
3 -	2:06.043	8 - 4:33.806P
4 -	2:03.997	
5 -	2:02.635	
<b>55</b>	<b>Jason WILLIAMS</b>	Lola Mk55
1 -	3:24.148	6 - 2:15.493
2 -	2:21.166	7 - <b>2:15.367</b>
3 -	2:17.919	8 - 2:15.896
4 -	2:16.863	9 - 2:47.564P
5 -	2:17.375	
<b>71</b>	<b>Alan BAILLIE</b>	Cooper T71
1 -	3:15.870	6 - 2:06.976
2 -	2:14.987	7 - <b>2:03.269</b>
3 -	2:11.637	8 - 2:14.927
4 -	2:08.080	9 - 2:05.005
5 -	2:06.259	

## HGPCA pre 1966 Grand Prix Cars QUALIFYING - LAP ANALYSIS


(contd.)

<b>77</b>	<b>Mark GRIFFITHS</b>	Lotus 18
1 - 2:58.176	6 - 2:04.515	
2 - 2:15.958	7 - 2:05.149	
3 - 2:13.125	8 - <b>2:04.020</b>	
4 - 2:05.989	9 - 2:04.384	
5 - 2:07.031		
<b>82</b>	<b>Paul DRAYSON</b>	Lotus 24
1 - 3:32.807	6 - 2:03.543	
2 - 2:12.926	7 - 2:02.794	
3 - 2:10.049	8 - 2:04.899	
4 - 2:03.470	9 - <b>2:02.193</b>	
5 - 2:02.394		

# HGPCA pre 1966 Grand Prix Cars

## GRID - RACE 10

ROW 13	2:26.869 12 WOODWARD III	2:27.879 48 WILLIAMS
ROW 12	2:17.985 3 WEILAND	2:24.866 43 SYKES
ROW 11	2:15.367 55 WILLIAMS	2:15.553 34 BAILEY
ROW 10	2:13.917 18 MANN	2:15.168 29 WOODWARD
ROW 9	2:13.257 1 VAN DER KROFT	2:13.802 28 PARNELL
ROW 8	2:11.234 21 HORWOOD	2:13.050 9 LINSTONE
ROW 7	2:05.733 47 JOLIFFE	2:06.460 45 HAYWOOD
ROW 6	2:04.020 77 GRIFFITHS	2:05.423 10 BLEES
ROW 5	2:03.014 35 ROLLASON	2:03.269 71 BAILLIE
ROW 4	2:02.328 7 CANNELL	2:02.761 17 MINSHAW
ROW 3	2:00.804 51 CLARK	2:02.193 82 DRAYSON
ROW 2	1:57.663 6 JOLLEY	2:00.624 32 RICKETTS
ROW 1	1:56.043 11 WRIGHT	1:56.875 5 SCHRYVER
<b>POLE</b>		



Weather / Track : Cloudy / Wet  
 These times are provisional until the conclusion of any judicial and technical matters.

Brands Hatch GP  
 Circuit Length = 2.6082 miles.  
 Start: 10:56 End: 11:16

Clerk Of Course:	Stewards:	Timekeeper:
------------------	-----------	-------------

## HGPCA pre 1966 Grand Prix Cars RACE CLASSIFICATION - RACE 10

POS	NO	CL	NAME	NAT	CAR	TIME	LAPS	GAP	MPH	BEST
1	11	12	Danny WRIGHT		Brabham BT11	19:45.359	9		71.34	1:55.457
2	5	12	Michael SCHRYVER		Lotus 18	19:45.459	9	0.100	71.34	1:56.995
3	6	12	Rod JOLLEY		Cooper T45/51	19:46.079	9	0.720	71.30	1:56.976
4	32	12	Malcolm RICKETTS		Lotus 32B	19:49.487	9	4.128	71.10	1:58.692
5	35	12	Ted ROLLASON		Cooper T53	19:49.887	9	4.528	71.07	1:58.678
6	7	12	Barry CANNELL		Cooper T53	19:51.545	9	6.186	70.97	1:59.463
7	51	12	John CLARK		Cooper T51	19:54.776	9	9.417	70.78	1:59.242
8	71	12	Alan BAILLIE		Cooper T71	19:54.836	9	9.477	70.78	2:02.607
9	77	10	Mark GRIFFITHS		Lotus 18	20:02.404	9	17.045	70.33	2:04.286
10	45	9	Mark CLUBB		Cooper T45	20:02.454	9	17.095	70.33	2:03.467
11	18	12	Christopher MANN		Lotus 18	20:11.312	9	25.953	69.82	2:05.039
12	21	10	Brian HORWOOD		Lotus 18/21	20:11.529	9	26.170	69.80	2:05.733
13	47	9	Brian JOLIFFE		Cooper T45/51	20:12.699	9	27.340	69.74	2:04.322
14	29	12	Bob WOODWARD		Cooper T79	20:22.301	9	36.942	69.19	2:10.152
15	28	12	Richard PARNELL		Walker-Climax Tec Mec	20:22.816	9	37.457	69.16	2:08.603
16	55	12	Jason WILLIAMS		Lola Mk55	20:28.892	9	43.533	68.82	2:08.071
17	34	10	Tony BAILEY		Cooper T59	20:30.656	9	45.297	68.72	2:09.979
18	43	9	Harvey SYKES		Cooper T43	20:31.564	9	46.205	68.67	2:10.031
19	3	10	Ric WEILAND		Lotus 24	20:35.274	9	49.915	68.46	2:12.098
20	12	10	Bob WOODWARD III		Lotus 21	21:12.163	9	1:26.804	66.48	2:12.373
21	48	9	Geoff WILLIAMS		Cooper T43 1500	20:22.866	8	1 LAP	61.48	2:19.984

### NOT CLASSIFIED

9	10	Mark LINSTONE	Emeryson	18:01.880	8	D.N.F.	69.49	2:07.181
82	11	Paul DRAYSON	Lotus 24	10:22.273	5	D.N.F.	75.55	2:00.519

### FASTEST LAP

11	12	Danny WRIGHT	Brabham BT11	1:55.457	6	81.32mph	130.87kph
82	11	Paul DRAYSON	Lotus 24	2:00.519	5	77.90mph	125.38kph
45	9	Mark CLUBB	Cooper T45	2:03.467	9	76.04mph	122.38kph
77	10	Mark GRIFFITHS	Lotus 18	2:04.286	4	75.54mph	121.58kph
48	9	Geoff WILLIAMS	Cooper T43 1500	2:19.984	4	67.07mph	107.94kph

Weather / Track : Cloudy / Wet

These results are provisional until the conclusion of any judicial and technical matters.

Brands Hatch

Circuit Length = 2.6082 miles.

Start: 14:42 End: 15:01

Clerk Of Course:	Stewards:	Timekeeper:
------------------	-----------	-------------

**HGPCA pre 1966 Grand Prix Cars  
RACE CLASSIFICATION - RACE 10 - LAP CHART**

Lap 1			Lap 2			Lap 3			Lap 4			Lap 5		
No	Behind	Laptime	No	Behind	Laptime	No	Behind	Laptime	No	Behind	Laptime	No	Behind	Laptime
5		2:05.339	5		1:57.646	5		1:57.893	5		1:57.392	5		1:57.379
11	1.807	2:07.146	11	4.137	1:59.976	11	4.090	1:57.846	11	3.394	1:56.696	48	1 LAP	2:19.984
32	6.352	2:11.691	6	7.876	1:59.018	6	8.739	1:58.756	6	8.323	1:56.976	11	2.495	1:56.480
51	6.494	2:11.833	51	10.474	2:01.626	51	14.223	2:01.642	51	18.141	2:01.310	6	8.011	1:57.067
6	6.504	2:11.843	32	13.303	2:04.597	32	17.289	2:01.879	32	20.251	2:00.354	51	21.728	2:00.966
82	7.766	2:13.105	7	13.911	2:03.000	7	18.631	2:02.613	35	20.915	1:58.784	32	22.596	1:59.724
7	8.557	2:13.896	82	15.504	2:05.384	82	19.513	2:01.902	7	22.130	2:00.891	35	22.729	1:59.193
35	9.005	2:14.344	35	16.781	2:05.422	35	19.523	2:00.635	82	23.484	2:01.363	7	24.214	1:59.463
71	11.785	2:17.124	71	18.436	2:04.297	71	24.358	2:03.815	71	29.573	2:02.607	82	26.624	2:00.519
77	14.692	2:20.031	77	22.621	2:05.575	77	29.971	2:05.243	77	36.865	2:04.286	71	35.209	2:03.015
9	15.835	2:21.174	9	26.282	2:08.093	9	36.169	2:07.780	9	45.958	2:07.181	77	45.345	2:05.859
45	17.672	2:23.011	45	30.175	2:10.149	45	40.546	2:08.264	45	48.707	2:05.553	45	55.327	2:03.999
47	18.820	2:24.159	47	30.838	2:09.664	47	40.938	2:07.993	47	49.973	2:06.427	9	56.003	2:07.424
29	21.223	2:26.562	29	35.736	2:12.159	29	49.845	2:12.002	21	59.328	2:06.760	47	58.197	2:05.603
28	25.472	2:30.811	21	38.043	2:07.106	21	49.960	2:09.810	29	1:06.557	2:14.104	21	1:07.682	2:05.733
34	26.689	2:32.028	34	41.114	2:12.071	34	57.058	2:13.837	18	1:08.804	2:08.195	18	1:18.121	2:06.696
55	26.884	2:32.223	28	42.417	2:14.591	28	57.813	2:13.289	34	1:14.356	2:14.690	29	1:24.157	2:14.979
43	27.451	2:32.790	55	44.483	2:15.245	18	58.001	2:09.342	28	1:15.427	2:15.006	34	1:30.070	2:13.093
3	28.228	2:33.567	3	45.923	2:15.341	55	1:00.232	2:13.642	55	1:16.201	2:13.361	28	1:30.375	2:12.327
21	28.583	2:33.922	43	46.542	2:16.737	3	1:01.645	2:13.615	3	1:17.298	2:13.045	55	1:31.192	2:12.370
18	33.572	2:38.911	18	46.552	2:10.626	43	1:02.326	2:13.677	43	1:18.003	2:13.069	3	1:32.055	2:12.136
12	34.176	2:39.515	12	50.529	2:13.999	12	1:09.874	2:17.238	12	1:28.410	2:15.928	43	1:32.589	2:11.965
48	45.226	2:50.565	48	1:12.614	2:25.034	48	1:36.638	2:21.917				12	1:47.285	2:16.254

**HGPCA pre 1966 Grand Prix Cars**  
**RACE CLASSIFICATION - RACE 10 - LAP CHART**  
 (contd.)

Lap 6			Lap 7			Lap 8			Lap 9			Lap 10		
No	Behind	Laptime	No	Behind	Laptime	No	Behind	Laptime	No	Behind	Laptime	No	Behind	Laptime
5		1:56.995	5		3:09.232	5		2:46.084	11		1:57.133			
11	0.957	1:55.457	11	1.161	3:09.436	11	0.266	2:45.189	5	0.100	1:57.499			
6	9.191	1:58.175	6	2.050	3:02.091	6	0.899	2:44.933	6	0.720	1:57.220			
51	23.975	1:59.242	51	2.433	2:47.690	51	2.627	2:46.278	32	4.128	1:58.692			
35	25.898	2:00.164	32	3.555	2:46.576	32	2.835	2:45.364	35	4.528	1:58.678			
32	26.211	2:00.610	35	4.669	2:48.003	35	3.249	2:44.664	7	6.186	2:00.246			
7	26.712	1:59.493	7	5.845	2:48.365	7	3.339	2:43.578	51	9.417	2:04.189			
48	1 LAP	2:26.802	71	7.100	2:33.916	71	3.578	2:42.562	71	9.477	2:03.298			
71	42.416	2:04.202	48	1 LAP	2:46.430	48	1 LAP	2:47.202	77	17.045	2:04.356			
77	55.971	2:07.621	77	9.730	2:22.991	77	10.088	2:46.442	45	17.095	2:03.467			
45	1:02.683	2:04.351	45	11.201	2:17.750	45	11.027	2:45.910	18	25.953	2:07.426			
47	1:05.524	2:04.322	47	13.229	2:16.937	47	12.839	2:45.694	21	26.170	2:08.750			
9	1:08.701	2:09.693	9	15.174	2:15.705	9	13.920	2:44.830	47	27.340	2:11.900			
21	1:17.188	2:06.501	21	18.982	2:11.026	21	14.819	2:41.921	29	36.942	2:10.152			
18	1:26.165	2:05.039	18	23.715	2:06.782	18	15.926	2:38.295	28	37.457	2:08.603			
29	1:39.614	2:12.452	29	46.051	2:15.669	29	24.189	2:24.222	48	1 LAP	2:24.932			
28	1:43.854	2:10.474	28	47.515	2:12.893	28	26.253	2:24.822	55	43.533	2:08.071			
34	1:47.007	2:13.932	34	58.690	2:20.915	34	32.717	2:20.111	34	45.297	2:09.979			
55	1:47.536	2:13.339	55	59.311	2:21.007	55	32.861	2:19.634	43	46.205	2:10.031			
3	1:49.051	2:13.991	43	1:00.143	2:19.085	43	33.573	2:19.514	3	49.915	2:12.098			
43	1:50.290	2:14.696	3	1:01.167	2:21.348	3	35.216	2:20.133	12	1:26.804	2:12.373			
12	2:19.964	2:29.674	12	1:36.711	2:25.979	12	1:11.830	2:21.203						



## HSCC Derek Bell Trophy supported by Motor Sport QUALIFYING - RACE 13

POS	NO	CL	NAME	NAT	CAR	TIME	LAPS	GAP	MPH
1	40	A	Simon HADFIELD		Chevron B37	1:40.323	12		93.59
2	26	C	Martin O'CONNELL		Lotus 59/69	1:41.135	12	0.812	92.84
3	16	A	Michael WRIGLEY		Lola 330	1:41.157	9	0.834	92.82
4	70	A	James DENTY		Lotus 70	1:43.108	10	2.785	91.06
5	27	B	James MURRAY		Brabham BT36	1:43.654	11	3.331	90.58
6	1	C	Stuart TILLEY		Modus M1	1:44.029	12	3.706	90.25
7	9	A	Edwin JOWSEY		Lola T400	1:44.190	11	3.867	90.11
8	60	B	Paul DRAYSON		March 712	1:44.497	10	4.174	89.85
9	3	B	Ian JACOBS		March 742	1:44.818	10	4.495	89.57
10	14	A	Murray SINCLAIR		Lola T332	1:45.225	10	4.902	89.23
11	4	A	Michael SCHRYVER		Trojan T101	1:46.511	11	6.188	88.15
12	6	A	Matthew WURR		McLaren M10B	1:46.912	11	6.589	87.82
13	19	A	Noel ATLEY		Begg 018	1:47.237	6	6.914	87.55
14	7	C	Chris SHARPLES		Chevron B29	1:48.684	11	8.361	86.39
15	65	A	Frank LYONS		Lola T332	1:48.733	10	8.410	86.35
16	22	A	Stuart LUSH		McRae GM1	1:49.409	10	9.086	85.82
17	85	B	C LILLINGSTON-PRICE		Tecno T70	1:49.960	10	9.637	85.39
18	32	B	David COPLOWE		March 712	1:50.980	10	10.657	84.60
19	42	C	James GOWENS		Chevron B34	1:52.767	10	12.444	83.26
20	31	A	David ABBOTT		Lola T430	1:53.355	10	13.032	82.83
21	45	A	John CRAWFORD		McRae GM1	1:53.358	7	13.035	82.83
22	47	A	Paul CHRISTIE		Lola T190	1:54.334	10	14.011	82.12
23	30	B	Neil GLOVER		Brabham BT30	1:54.551	10	14.228	81.96
24	97	C	Peter SHAW		Brabham BT35	1:56.163	10	15.840	80.83
25	18	A	Kerry ANDERSON		Lola T142	1:56.558	8	16.235	80.55
26	33	C	Mike CAMPBELL COLE		Brabham BT40	1:56.997	10	16.674	80.25
27	2	A	Lindsay O'DONNELL		Begg FM5	1:57.100	9	16.777	80.18
28	28	A	Keith NORRIS		Chevron B28	1:57.491	10	17.168	79.91
29	66	A	Michael SCOTT		Lola T300	1:57.605	8	17.282	79.83
30	15	A	Stan REDMOND		Lola T332	1:58.260	9	17.937	79.39
31	76	A	Mike GATT		Techcraft Brabham BT21	1:58.438	10	18.115	79.27
32	23	C	Nick OVERALL		Lyncar F.Atlantic	2:01.153	4	20.830	77.50
33	37	B	Lincoln SMALL		Brabham BT30	2:09.073	9	28.750	72.74
34	55	A	Judy LYONS		McLaren M18	2:43.970	7	1:03.647	57.26

Brands Hatch  
Circuit Length = 2.6082 miles.  
Start: 11:24 End: 11:44

Weather / Track : Cloudy / Wet

These results are provisional until the conclusion of any judicial and technical matters.

Clerk Of Course:	Stewards:	Timekeeper:
------------------	-----------	-------------

## HSCC Derek Bell Trophy supported by Motor Sport QUALIFYING - LAP ANALYSIS

<b>1</b>	<b>Stuart TILLEY</b>	Modus M1
1 - 2:05.672	6 - 1:44.272	11 - <b>1:44.029</b>
2 - 1:50.215	7 - 1:46.052	12 - 1:45.173
3 - 1:46.117	8 - 1:45.372	
4 - 1:53.806	9 - 1:45.151	
5 - 1:47.495	10 - 1:45.739	
<b>2</b>	<b>Lindsay O'DONNELL</b>	Begg FM5
1 - 3:14.000	6 - 2:01.844	
2 - 2:16.153	7 - <b>1:57.100</b>	
3 - 2:11.032	8 - 1:58.558	
4 - 2:09.073	9 - 2:11.064	
5 - 2:10.336		
<b>3</b>	<b>Ian JACOBS</b>	March 742
1 - 2:19.216	6 - 1:48.726	
2 - 1:52.224	7 - <b>1:44.818</b>	
3 - 1:46.037	8 - 1:46.942	
4 - 1:47.837	9 - 1:47.567	
5 - 1:50.128	10 - 3:58.287P	
<b>4</b>	<b>Michael SCHRYVER</b>	Trojan T101
1 - 2:04.684	6 - 1:53.730	11 - 1:48.580
2 - 2:19.863	7 - 1:46.782	
3 - 1:46.687	8 - 1:49.054	
4 - <b>1:46.511</b>	9 - 1:48.903	
5 - 1:53.090	10 - 1:49.272	
<b>6</b>	<b>Matthew WURR</b>	McLaren M10B
1 - 3:06.244	6 - 1:48.714	11 - 1:48.498
2 - 2:02.150	7 - 1:57.222	
3 - 1:53.702	8 - 1:49.908	
4 - 1:53.522	9 - <b>1:46.912</b>	
5 - 1:50.578	10 - 1:47.813	
<b>7</b>	<b>Chris SHARPLES</b>	Chevron B29
1 - 2:53.654	6 - 1:50.322	11 - <b>1:48.684</b>
2 - 1:56.700	7 - 1:48.705	
3 - 1:55.088	8 - 1:51.964	
4 - 1:51.624	9 - 1:50.833	
5 - 1:52.018	10 - 1:55.458	

## HSCC Derek Bell Trophy supported by Motor Sport QUALIFYING - LAP ANALYSIS

(contd.)

<b>9</b>	<b>Edwin JOWSEY</b>	Lola T400
1 - 2:31.215	6 - 1:53.369	11 - 2:47.282P
2 - 1:51.564	7 - 2:05.931	
3 - 1:47.232	8 - 1:48.265	
4 - 1:46.006	9 - <b>1:44.190</b>	
5 - 1:53.575	10 - 1:45.949	
<b>14</b>	<b>Murray SINCLAIR</b>	Lola T332
1 - 3:06.850	6 - 1:47.826	
2 - 2:05.679	7 - 2:01.100	
3 - 1:50.755	8 - 1:50.811	
4 - 1:53.810	9 - 1:50.738	
5 - 1:49.362	10 - <b>1:45.225</b>	
<b>15</b>	<b>Stan REDMOND</b>	Lola T332
1 - 3:02.923	6 - 1:58.793	
2 - 2:12.562	7 - <b>1:58.260</b>	
3 - 2:39.290	8 - 1:58.669	
4 - 2:06.211	9 - 2:09.290	
5 - 2:05.321		
<b>16</b>	<b>Michael WRIGLEY</b>	Lola 330
1 - 3:22.612	6 - 1:44.326	
2 - 2:04.152	7 - 1:46.602	
3 - 1:52.590	8 - <b>1:41.157</b>	
4 - 1:47.663	9 - 1:44.537	
5 - 1:46.104		
<b>18</b>	<b>Kerry ANDERSON</b>	Lola T142
1 - 3:23.065	6 - 4:19.525P	
2 - 2:09.693	7 - 2:21.103	
3 - 2:12.823	8 - <b>1:56.558</b>	
4 - 2:04.281		
5 - 2:02.513		
<b>19</b>	<b>Noel ATLEY</b>	Begg 018
1 - 2:37.093	6 - 9:28.351P	
2 - 1:57.145		
3 - 1:55.868		
4 - 1:47.953		
5 - <b>1:47.237</b>		

## HSCC Derek Bell Trophy supported by Motor Sport QUALIFYING - LAP ANALYSIS

(contd.)

<b>22</b>	<b>Stuart LUSH</b>	McRae GM1	
1 -	3:13.421	6 - 1:52.698	
2 -	2:18.129	7 - <b>1:49.409</b>	
3 -	2:11.597	8 - 1:51.759	
4 -	1:59.748	9 - 1:52.457	
5 -	1:55.044	10 - 1:56.849	
<b>23</b>	<b>Nick OVERALL</b>	Lyncar F.Atlantic	
1 -	2:44.734		
2 -	2:10.220		
3 -	2:02.615		
4 -	<b>2:01.153</b>		
<b>26</b>	<b>Martin O'CONNELL</b>	Lotus 59/69	
1 -	2:03.904	6 - 1:42.168	11 - 1:44.721
2 -	1:44.401	7 - 1:44.917	12 - 1:41.462
3 -	1:45.385	8 - 1:53.212	
4 -	1:53.319	9 - 1:43.824	
5 -	1:46.681	10 - <b>1:41.135</b>	
<b>27</b>	<b>James MURRAY</b>	Brabham BT36	
1 -	2:07.322	6 - 1:45.264	11 - 1:49.718
2 -	1:49.380	7 - 1:44.410	
3 -	1:47.076	8 - 1:49.020	
4 -	1:54.519	9 - <b>1:43.654</b>	
5 -	1:49.490	10 - 1:48.927	
<b>28</b>	<b>Keith NORRIS</b>	Chevron B28	
1 -	2:36.555	6 - 2:08.075	
2 -	2:08.688	7 - 2:04.370	
3 -	2:03.871	8 - 1:58.028	
4 -	2:00.203	9 - 2:02.196	
5 -	2:00.572	10 - <b>1:57.491</b>	
<b>30</b>	<b>Neil GLOVER</b>	Brabham BT30	
1 -	3:00.352	6 - 1:58.536	
2 -	2:03.421	7 - 2:00.279	
3 -	1:57.580	8 - 1:57.119	
4 -	2:01.225	9 - 1:54.921	
5 -	1:58.688	10 - <b>1:54.551</b>	

## HSCC Derek Bell Trophy supported by Motor Sport QUALIFYING - LAP ANALYSIS

(contd.)

<b>31</b>	<b>David ABBOTT</b>	Lola T430	
1 -	2:45.629	6 - 1:54.236	
2 -	2:02.287	7 - 2:21.375	
3 -	1:53.670	8 - 2:05.673	
4 -	<b>1:53.355</b>	9 - 1:56.669	
5 -	2:02.541	10 - 2:01.973	
<b>32</b>	<b>David COPLOWE</b>	March 712	
1 -	3:25.421	6 - 1:54.877	
2 -	2:09.451	7 - <b>1:50.980</b>	
3 -	2:12.598	8 - 2:02.620	
4 -	2:05.413	9 - 1:53.938	
5 -	2:08.173	10 - 1:54.524	
<b>33</b>	<b>Mike CAMPBELL COLE</b>	Brabham BT40	
1 -	2:42.516	6 - <b>1:56.997</b>	
2 -	2:07.360	7 - 2:19.641	
3 -	2:04.228	8 - 1:58.043	
4 -	1:59.955	9 - 2:01.835	
5 -	2:00.704	10 - 1:59.709	
<b>37</b>	<b>Lincoln SMALL</b>	Brabham BT30	
1 -	3:07.826	6 - 2:18.604	
2 -	2:34.468	7 - <b>2:09.073</b>	
3 -	2:19.294	8 - 2:16.808	
4 -	2:14.893	9 - 2:11.361	
5 -	2:12.912		
<b>40</b>	<b>Simon HADFIELD</b>	Chevron B37	
1 -	1:59.261	6 - 1:43.324	11 - 1:41.221
2 -	1:45.761	7 - 1:41.106	12 - 1:42.060
3 -	1:47.355	8 - 1:44.064	
4 -	1:52.129	9 - <b>1:40.323</b>	
5 -	1:46.602	10 - 1:49.242	
<b>42</b>	<b>James GOWENS</b>	Chevron B34	
1 -	3:14.130	6 - 2:02.822	
2 -	2:09.437	7 - 1:53.725	
3 -	1:59.791	8 - 1:52.770	
4 -	1:57.229	9 - <b>1:52.767</b>	
5 -	1:53.728	10 - 2:25.055	

## HSCC Derek Bell Trophy supported by Motor Sport QUALIFYING - LAP ANALYSIS

(contd.)

<b>45</b>	<b>John CRAWFORD</b>	McRae GM1
1 -	3:30.022	6 - 1:54.266
2 -	4:59.257P	7 - 2:45.772P
3 -	2:11.001	
4 -	<b>1:53.358</b>	
5 -	1:54.523	
<b>47</b>	<b>Paul CHRISTIE</b>	Lola T190
1 -	3:06.054	6 - 2:03.913
2 -	2:18.258	7 - 1:56.974
3 -	2:09.684	8 - 1:58.387
4 -	2:00.028	9 - <b>1:54.334</b>
5 -	2:02.606	10 - 1:57.933
<b>55</b>	<b>Judy LYONS</b>	McLaren M18
1 -	3:52.695	6 - 2:44.178
2 -	2:46.505	7 - <b>2:43.970</b>
3 -	2:52.648	
4 -	2:49.916	
5 -	2:48.390	
<b>60</b>	<b>Paul DRAYSON</b>	March 712
1 -	3:15.271	6 - 1:46.023
2 -	2:11.523	7 - 1:47.511
3 -	2:11.853	8 - 1:48.434
4 -	1:57.259	9 - <b>1:44.497</b>
5 -	1:53.261	10 - 1:58.176
<b>65</b>	<b>Frank LYONS</b>	Lola T332
1 -	3:08.066	6 - 1:51.441
2 -	2:12.337	7 - 2:01.360
3 -	1:55.956	8 - <b>1:48.733</b>
4 -	1:52.647	9 - 1:51.814
5 -	1:52.826	10 - 1:57.976
<b>66</b>	<b>Michael SCOTT</b>	Lola T300
1 -	2:58.376	6 - <b>1:57.605</b>
2 -	2:13.391	7 - 1:59.272
3 -	2:07.391	8 - 3:04.512P
4 -	2:08.809	
5 -	2:04.586	

## HSCC Derek Bell Trophy supported by Motor Sport QUALIFYING - LAP ANALYSIS

(contd.)


<b>70</b>	<b>James DENTY</b>	Lotus 70
1 - 3:09.766	6 - 1:45.028	
2 - 2:04.850	7 - 1:44.689	
3 - 1:49.355	8 - <b>1:43.108</b>	
4 - 1:46.124	9 - 1:53.263	
5 - 1:44.910	10 - 3:10.903P	
<b>76</b>	<b>Mike GATT</b>	Techcraft Brabham BT21
1 - 3:04.946	6 - 2:00.201	
2 - 2:17.768	7 - <b>1:58.438</b>	
3 - 2:12.760	8 - 2:03.534	
4 - 2:06.264	9 - 2:01.308	
5 - 2:05.095	10 - 1:59.000	
<b>85</b>	<b>C LILLINGSTON-PRICE</b>	Tecno T70
1 - 3:20.467	6 - 1:51.853	
2 - 2:09.356	7 - 1:51.037	
3 - 2:06.466	8 - <b>1:49.960</b>	
4 - 1:58.170	9 - 1:54.497	
5 - 1:58.204	10 - 1:54.604	
<b>97</b>	<b>Peter SHAW</b>	Brabham BT35
1 - 2:24.283	6 - 2:00.428	
2 - 2:06.718	7 - 1:59.046	
3 - 1:58.792	8 - 1:57.405	
4 - 1:57.550	9 - 2:08.358	
5 - <b>1:56.163</b>	10 - 1:59.271	

# HSCC Derek Bell Trophy supported by Motor Sport

## GRID - RACE 13

ROW 17	37	SMALL	55	LYONS
ROW 16	76	GATT	23	OVERALL
ROW 15	66	SCOTT	15	REDMOND
ROW 14	2	O'DONNELL	28	NORRIS
ROW 13	18	ANDERSON	33	CAMPBELL COLE
ROW 12	30	GLOVER	97	SHAW
ROW 11	45	CRAWFORD	47	CHRISTIE
ROW 10	42	GOWENS	31	ABBOTT
ROW 9	85	LILLINGSTON-PRICE	32	COPLOWE
ROW 8	65	LYONS	22	LUSH
ROW 7	19	ATLEY	7	SHARPLES
ROW 6	4	SCHRYVER	6	WURR
ROW 5	3	JACOBS	14	SINCLAIR
ROW 4	9	JOWSEY	60	DRAYSON
ROW 3	27	MURRAY	1	TILLEY
ROW 2	16	WRIGLEY	70	DENTY
ROW 1	40	HADFIELD	26	O'CONNELL

POLE



Weather / Track : Cloudy / Wet

These results are provisional until the conclusion of any judicial and technical matters.

Brands Hatch

Circuit Length = 2.6082 miles.

Start: 11:24 End: 11:44

Clerk Of Course:	Stewards:	Timekeeper:
------------------	-----------	-------------



## HSCC Derek Bell Trophy supported by Motor Sport RACE CLASSIFICATION - RACE 13

POS	NO	CL	NAME	NAT	CAR	TIME	LAPS	GAP	MPH	BEST
1	40	A	Simon HADFIELD		Chevron B37	19:19.791	13		105.30	1:26.545
2	16	A	Michael WRIGLEY		Lola 330	19:42.923	13	23.132	103.24	1:28.980
3	65	A	Frank LYONS		Lola T332	20:03.883	13	44.092	101.44	1:29.802
4	3	B	Ian JACOBS		March 742	20:05.902	13	46.111	101.27	1:30.892
5	27	B	James MURRAY		Brabham BT36	20:09.972	13	50.181	100.93	1:30.801
6	45	A	John CRAWFORD		McRae GM1	20:13.133	13	53.342	100.67	1:29.978
7	26	C	Martin O'CONNELL		Lotus 59/69	20:15.044	13	55.253	100.51	1:30.328
8	22	A	Stuart LUSH		McRae GM1	20:38.147	13	1:18.356	98.64	1:33.007
9	1	C	Stuart TILLEY		Modus MI	20:43.331	13	1:23.540	98.22	1:32.881
10	60	B	Paul DRAYSON		March 712	19:20.941	12	1 LAP	97.11	1:31.923
11	85	B	C LILLINGSTON-PRICE		Tecno T70	19:21.077	12	1 LAP	97.10	1:33.432
12	19	A	Noel ATLEY		Begg 018	19:22.615	12	1 LAP	96.97	1:34.842
13	7	C	Chris SHARPLES		Chevron B29	19:33.202	12	1 LAP	96.09	1:33.242
14	32	B	David COPLOWE		March 712	19:35.646	12	1 LAP	95.89	1:34.511
15	6	A	Matthew WURR		McLaren M10B	19:46.400	12	1 LAP	95.02	1:36.684
16	66	A	Michael SCOTT		Lola T300	19:56.932	12	1 LAP	94.19	1:35.047
17	28	A	Keith NORRIS		Chevron B28	20:09.251	12	1 LAP	93.23	1:35.320
18	97	C	Peter SHAW		Brabham BT35	20:14.766	12	1 LAP	92.81	1:38.016
19	30	B	Neil GLOVER		Brabham BT30	20:28.534	12	1 LAP	91.76	1:37.872
20	47	A	Poul CHRISTIE		Lola T190	20:38.107	12	1 LAP	91.06	1:40.329
21	2	A	Lindsay O'DONNELL		Begg FM5	20:45.582	12	1 LAP	90.51	1:39.526
22	31	A	David ABBOTT		Lola T430	20:47.216	12	1 LAP	90.39	1:39.031
23	18	A	Kerry ANDERSON		Lola T142	21:02.496	12	1 LAP	89.30	1:42.516
24	37	B	Lincoln SMALL		Brabham BT30	19:20.330	11	2 LAPS	89.07	1:42.213
25	33	C	Mike CAMPBELL COLE		Brabham BT40	19:21.696	11	2 LAPS	88.96	1:42.687

### NOT CLASSIFIED

76	A	Mike GATT		Techcraft Brabham BT21	15:53.994	9	D.N.F.	88.65	1:42.168
55	A	Judy LYONS		McLaren M18	19:40.579	9	N.C.F.	71.63	2:00.595
4	A	Michael SCHRYVER		Trojan T101	12:39.377	8	D.N.F.	99.00	1:31.362
14	A	Murray SINCLAIR		Lola T332	12:00.128	7	D.N.F.	91.36	1:34.954
9	A	Edwin JOWSEY		Lola T400	8:54.987	6	D.N.F.	105.43	1:27.824
42	C	James GOWENS		Chevron B34	10:12.884	6	D.N.F.	92.03	1:37.514
23	C	Nick OVERALL		Lyncar F.Atlantic	11:10.448	6	D.N.F.	84.13	1:44.354
15	A	Stan REDMOND		Lola T332	3:46.965	2	D.N.F.	83.03	1:45.145
70	A	James DENTY		Lotus 70	4:12.898	2	D.N.F.	74.52	1:38.240

### FASTEST LAP

40	A	Simon HADFIELD		Chevron B37	1:26.545	5	108.49mph	174.60kph
26	C	Martin O'CONNELL		Lotus 59/69	1:30.328	6	103.94mph	167.29kph
27	B	James MURRAY		Brabham BT36	1:30.801	3	103.40mph	166.41kph

Weather / Track : Bright / Drying

These results are provisional until the conclusion of any judicial and technical matters.

Brands Hatch

Circuit Length = 2.6082 miles.

Start: 16:50 End: 17:09

Clerk Of Course:	Stewards:	Timekeeper:
------------------	-----------	-------------

## HSCC Derek Bell Trophy supported by Motor Sport RACE CLASSIFICATION - RACE 13 - LAP CHART

Lap 1			Lap 2			Lap 3			Lap 4			Lap 5		
No	Behind	Laptime	No	Behind	Laptime	No	Behind	Laptime	No	Behind	Laptime	No	Behind	Laptime
40		1:32.151	40		1:26.810	40		1:26.759	40		1:27.279	40		1:26.545
9	2.661	1:34.812	9	3.958	1:28.107	9	5.147	1:27.948	9	6.182	1:28.314	23	1 LAP	1:44.778
26	4.091	1:36.242	16	7.524	1:30.086	16	9.892	1:29.127	16	14.367	1:31.754	9	7.461	1:27.824
16	4.248	1:36.399	3	11.985	1:32.134	3	16.774	1:31.548	3	21.473	1:31.978	16	17.045	1:29.223
70	6.089	1:38.240	27	13.736	1:32.587	27	17.778	1:30.801	27	22.389	1:31.890	3	26.311	1:31.383
3	6.661	1:38.812	14	16.874	1:34.954	65	23.131	1:32.461	65	27.986	1:32.134	27	27.046	1:31.202
27	7.959	1:40.110	65	17.429	1:34.023	14	26.201	1:36.086	26	31.573	1:32.129	65	32.695	1:31.254
14	8.730	1:40.881	26	17.663	1:40.382	26	26.723	1:35.819	4	34.234	1:34.263	26	36.015	1:30.987
1	10.118	1:42.269	4	20.618	1:34.680	4	27.250	1:33.391	14	37.047	1:38.125	4	39.910	1:32.221
65	10.216	1:42.367	6	20.745	1:36.684	6	31.731	1:37.745	45	37.219	1:32.564	45	41.115	1:30.441
6	10.871	1:43.022	1	22.071	1:38.763	19	31.874	1:35.879	55	1 LAP	2:10.671	22	47.386	1:33.608
4	12.748	1:44.899	19	22.754	1:35.129	45	31.934	1:35.392	19	39.444	1:34.849	14	49.701	1:39.199
19	14.435	1:46.586	45	23.301	1:34.682	22	32.267	1:34.983	22	40.323	1:35.335	1	49.821	1:35.085
22	15.068	1:47.219	22	24.043	1:35.785	1	33.302	1:37.990	1	41.281	1:35.258	19	52.264	1:39.365
60	15.078	1:47.229	85	27.462	1:37.862	85	36.064	1:35.361	6	44.508	1:40.056	6	56.352	1:38.389
45	15.429	1:47.580	60	27.462	1:39.194	60	36.386	1:35.683	85	45.367	1:36.582	85	56.467	1:37.645
85	16.410	1:48.561	32	27.933	1:38.133	32	37.048	1:35.874	32	45.550	1:35.781	32	57.177	1:38.172
32	16.610	1:48.761	7	28.521	1:37.858	7	37.828	1:36.066	60	45.580	1:36.473	60	57.320	1:38.285
7	17.473	1:49.624	97	32.233	1:39.825	97	45.895	1:40.421	7	45.875	1:35.326	7	58.825	1:39.495
42	18.809	1:50.960	42	33.416	1:41.417	42	45.935	1:39.278	42	1:00.852	1:42.196	66	1:14.868	1:39.040
97	19.218	1:51.369	47	35.440	1:40.329	47	51.042	1:42.361	97	1:02.353	1:43.737	42	1:15.826	1:41.519
31	20.691	1:52.842	31	38.036	1:44.155	66	51.338	1:39.594	66	1:02.373	1:38.314	97	1:16.630	1:40.822
47	21.921	1:54.072	66	38.503	1:40.732	30	56.572	1:44.788	47	1:05.606	1:41.843	47	1:21.278	1:42.217
30	22.774	1:54.925	30	38.543	1:42.579	31	57.784	1:46.507	30	1:09.483	1:40.190	30	1:21.832	1:38.894
18	24.159	1:56.310	18	41.705	1:44.356	18	58.759	1:43.813	28	1:12.943	1:40.150	28	1:23.405	1:37.007
66	24.581	1:56.732	2	44.174	1:44.848	2	59.941	1:42.526	31	1:14.408	1:43.903	55	1 LAP	2:13.450
33	25.711	1:57.862	33	45.132	1:46.231	28	1:00.072	1:41.592	18	1:15.503	1:44.023	31	1:29.093	1:41.230
2	26.136	1:58.287	28	45.239	1:45.863	33	1:01.692	1:43.319	2	1:16.214	1:43.552			
28	26.186	1:58.337	37	46.349	1:45.132	37	1:03.165	1:43.575	33	1:17.100	1:42.687			
76	27.777	1:59.928	76	47.499	1:46.532	76	1:03.762	1:43.022	76	1:18.651	1:42.168			
37	28.027	2:00.178	15	48.004	1:45.145	23	1:13.429	1:50.645	37	1:19.660	1:43.774			
15	29.669	2:01.820	23	49.543	1:45.455									
23	30.898	2:03.049	70	1:13.937	2:34.658P									
55	47.096	2:19.247	55	1:20.881	2:00.595									

**HSCC Derek Bell Trophy supported by Motor Sport**  
**RACE CLASSIFICATION - RACE 13 - LAP CHART**  
 (contd.)

Lap 6			Lap 7			Lap 8			Lap 9			Lap 10		
No	Behind	Laptime	No	Behind	Laptime	No	Behind	Laptime	No	Behind	Laptime	No	Behind	Laptime
40		1:29.945	40		1:29.304	40		1:30.284	40		1:29.230	40		1:32.123
2	1 LAP	1:40.889	28	1 LAP	1:38.204	66	1 LAP	1:41.790	66	1 LAP	1:37.206	66	1 LAP	1:37.578
18	1 LAP	1:44.249	30	1 LAP	1:40.746	97	1 LAP	1:42.994	97	1 LAP	1:38.382	16	22.467	1:31.067
76	1 LAP	1:43.226	47	1 LAP	1:44.163	14	1 LAP	2:14.732P	16	23.523	1:32.129	97	1 LAP	1:40.021
9	5.498	1:27.982	31	1 LAP	1:43.810	28	1 LAP	1:43.026	28	1 LAP	1:38.491	28	1 LAP	1:38.128
33	1 LAP	1:45.267	2	1 LAP	1:43.107	30	1 LAP	1:42.812	30	1 LAP	1:39.596	55	3 LAPS	2:10.451
37	1 LAP	1:43.104	18	1 LAP	1:42.516	47	1 LAP	1:42.624	47	1 LAP	1:41.028	30	1 LAP	1:37.988
16	16.080	1:28.980	16	19.466	1:32.690	16	20.624	1:31.442	3	38.825	1:33.212	3	38.833	1:32.131
23	1 LAP	1:44.354	76	1 LAP	1:44.494	31	1 LAP	1:46.434	27	39.150	1:32.937	27	39.630	1:32.603
3	27.258	1:30.892	37	1 LAP	1:45.045	2	1 LAP	1:49.365	65	40.908	1:31.943	47	1 LAP	1:41.543
27	28.055	1:30.954	33	1 LAP	1:45.876	18	1 LAP	1:47.895	31	1 LAP	1:44.219	65	39.912	1:31.127
65	32.552	1:29.802	3	29.822	1:31.868	3	34.843	1:35.305	26	46.382	1:35.083	26	49.193	1:34.934
26	36.398	1:30.328	27	30.557	1:31.806	27	35.443	1:35.170	2	1 LAP	1:42.414	45	50.335	1:32.497
4	41.327	1:31.362	65	34.591	1:31.343	76	1 LAP	1:47.813	18	1 LAP	1:43.926	2	1 LAP	1:39.971
45	41.697	1:30.527	55	2 LAPS	2:11.877	65	38.195	1:33.888	45	49.961	1:34.466	31	1 LAP	1:42.128
22	50.586	1:33.145	26	37.921	1:30.827	37	1 LAP	1:47.571	76	1 LAP	1:43.126	18	1 LAP	1:45.269
1	53.294	1:33.418	45	42.915	1:30.522	33	1 LAP	1:47.749	37	1 LAP	1:42.213	37	1 LAP	1:42.690
14	55.907	1:36.151	4	43.986	1:31.963	26	40.529	1:32.892	33	1 LAP	1:42.834	76	1 LAP	1:43.685
19	57.914	1:35.595	23	1 LAP	2:02.167P	45	44.725	1:32.094	22	1:03.092	1:33.007	22	1:04.371	1:33.402
6	1:03.809	1:37.402	22	54.422	1:33.140	4	50.300	1:36.598	1	1:06.585	1:34.003	33	1 LAP	1:43.263
60	1:04.412	1:37.037	1	56.871	1:32.881	22	59.315	1:35.177	19	1:14.654	1:34.842	1	1:08.938	1:34.476
85	1:04.665	1:38.143	19	1:03.631	1:35.021	1	1:01.812	1:35.225	60	1:19.337	1:33.966	19	1:17.601	1:35.070
32	1:04.981	1:37.749	60	1:08.776	1:33.668	19	1:09.042	1:35.695	85	1:20.878	1:34.418	60	1:19.137	1:31.923
7	1:06.420	1:37.540	6	1:11.429	1:36.924	60	1:14.601	1:36.109	6	1:28.673	1:38.599	85	1:22.187	1:33.432
66	1:22.683	1:37.760	85	1:12.018	1:36.657	85	1:15.690	1:33.956	32	1:29.272	1:38.585			
42	1:23.395	1:37.514	32	1:12.771	1:37.094	6	1:19.304	1:38.159	7	1:29.563	1:37.969			
97	1:25.678	1:38.993	7	1:14.604	1:37.488	32	1:19.917	1:37.430						
						7	1:20.824	1:36.504						
						55	2 LAPS	2:15.095						

**HSCC Derek Bell Trophy supported by Motor Sport**  
**RACE CLASSIFICATION - RACE 13 - LAP CHART**  
 (contd.)

Lap 11			Lap 12			Lap 13			Lap 14			Lap 15		
No	Behind	Laptime	No	Behind	Laptime	No	Behind	Laptime	No	Behind	Laptime	No	Behind	Laptime
40		1:31.661	40		1:27.539	40		1:30.161						
32	1 LAP	1:37.900	7	1 LAP	1:33.859	37	2 LAPS	1:42.810						
6	1 LAP	1:39.038	32	1 LAP	1:35.656	60	1 LAP	1:34.369						
7	1 LAP	1:38.231	6	1 LAP	1:38.359	85	1 LAP	1:33.973						
16	21.141	1:30.335	16	22.662	1:29.060	33	2 LAPS	1:42.976						
66	1 LAP	1:35.930	66	1 LAP	1:35.047	19	1 LAP	1:37.606						
97	1 LAP	1:38.511	28	1 LAP	1:35.320	7	1 LAP	1:33.242						
28	1 LAP	1:36.092	65	43.771	1:32.134	32	1 LAP	1:34.511						
30	1 LAP	1:37.872	3	44.426	1:33.383	55	4 LAPS	2:08.364						
3	38.582	1:31.410	27	46.075	1:32.994	16	23.132	1:30.631						
65	39.176	1:30.925	97	1 LAP	1:41.675	6	1 LAP	1:42.023						
27	40.620	1:32.651	45	53.525	1:30.709	66	1 LAP	1:37.209						
26	50.036	1:32.504	26	53.647	1:31.150	65	44.092	1:30.482						
45	50.355	1:31.681	30	1 LAP	1:48.134	3	46.111	1:31.846						
47	1 LAP	1:44.564	47	1 LAP	1:42.209	28	1 LAP	1:37.041						
2	1 LAP	1:41.095	22	1:15.157	1:35.590	27	50.181	1:34.267						
31	1 LAP	1:41.127	2	1 LAP	1:40.002	45	53.342	1:29.978						
22	1:07.106	1:34.396	31	1 LAP	1:41.830	97	1 LAP	1:38.016						
55	3 LAPS	2:10.829	1	1:20.387	1:33.306	26	55.253	1:31.767						
18	1 LAP	1:43.984	18	1 LAP	1:43.077	30	1 LAP	1:40.010						
1	1:14.620	1:37.343				47	1 LAP	1:41.154						
37	1 LAP	1:44.238				22	1:18.356	1:33.360						
33	1 LAP	1:43.632				1	1:23.540	1:33.314						
19	1:22.918	1:36.978				2	1 LAP	1:39.526						
60	1:24.481	1:37.005				31	1 LAP	1:39.031						
85	1:25.013	1:34.487				18	1 LAP	1:43.078						

## BRDC Historic Sports Car Championship QUALIFYING - RACE 14

POS	NO	CL	NAME	NAT	CAR	TIME	LAPS	GAP	MPH
1	21	A	<b>Graeme DODD</b>		Cooper Monaco	1:55.965	11		80.96
2	27	A	<b>John HARPER</b>		Cooper Monaco	1:57.212	10	1.247	80.10
3	1	A	<b>Philip WALKER</b>		Lotus 15	1:57.412	10	1.447	79.97
4	18	B	<b>John CLARK</b>		Lola Mk1	1:59.724	10	3.759	78.42
5	7	A	<b>Barry CANNELL</b>		Willment Climax	2:00.302	10	4.337	78.05
6	2	A	<b>Julian BRONSON</b>		Lister Corvette	2:01.485	10	5.520	77.29
7	80	A	<b>Tony WOOD</b>		Lister Jaguar	2:01.723	10	5.758	77.13
8	45	A	<b>Oliver BRYANT</b>		Lotus 15	2:02.588	10	6.623	76.59
9	38	D	<b>Jamie McINTYRE</b>		Rejo MkIV	2:03.485	10	7.520	76.03
10	91	A	<b>Simon LLEWELLYN</b>		Lotus 15	2:03.758	9	7.793	75.87
11	14	A	<b>Stephen GIBSON</b>		Lister Knobbly	2:04.052	9	8.087	75.69
12	6	C	<b>Benjamin EASTICK</b>		Jaguar D-Type	2:04.909	10	8.944	75.17
13	33	C	<b>Nigel WEBB</b>		Jaguar C-Type	2:06.972	9	11.007	73.95
14	36	B	<b>Rupert WOOD</b>		Widi MkII	2:07.781	9	11.816	73.48
15	8	B	<b>Neil DAVIES</b>		Lotus 11	2:10.969	9	15.004	71.69
16	77	A	<b>Adrian VAN DER KROFT</b>		Cooper T49	2:11.272	9	15.307	71.52
17	23	C	<b>Barry WOOD</b>		RGS Atlanta	2:15.521	9	19.556	69.28

Weather / Track : Cloudy / Wet

These results are provisional until the conclusion of any judicial and technical matters.

Brands Hatch

Circuit Length = 2.6082 miles.

Start: 11:51 End: 12:11

Clerk Of Course:	Stewards:	Timekeeper:
------------------	-----------	-------------

## BRDC Historic Sports Car Championship QUALIFYING - LAP ANALYSIS

<b>1</b>	<b>Philip WALKER</b>	Lotus 15
1 -	2:31.418	6 - 1:59.349
2 -	2:03.512	7 - 1:59.359
3 -	2:02.812	8 - 1:58.599
4 -	2:01.895	9 - <b>1:57.412</b>
5 -	2:00.958	10 - 1:57.471
<b>2</b>	<b>Julian BRONSON</b>	Lister Corvette
1 -	2:25.087	6 - 2:05.594
2 -	2:05.996	7 - 2:02.627
3 -	2:03.861	8 - 2:02.394
4 -	2:09.713	9 - 2:02.605
5 -	2:03.392	10 - <b>2:01.485</b>
<b>6</b>	<b>Benjamin EASTICK</b>	Jaguar D-Type
1 -	2:31.318	6 - 2:08.544
2 -	2:13.858	7 - 2:07.008
3 -	2:11.833	8 - 2:05.012
4 -	2:09.386	9 - 2:05.160
5 -	2:08.768	10 - <b>2:04.909</b>
<b>7</b>	<b>Barry CANNELL</b>	Willment Climax
1 -	2:34.695	6 - 2:02.201
2 -	2:10.630	7 - 2:02.444
3 -	2:07.345	8 - 2:02.447
4 -	2:03.779	9 - 2:00.706
5 -	2:01.947	10 - <b>2:00.302</b>
<b>8</b>	<b>Neil DAVIES</b>	Lotus 11
1 -	3:26.541	6 - 2:17.521
2 -	2:26.699	7 - 2:12.519
3 -	2:22.899	8 - <b>2:10.969</b>
4 -	2:20.099	9 - 2:13.278
5 -	2:24.652	
<b>14</b>	<b>Stephen GIBSON</b>	Lister Knobbly
1 -	2:49.542	6 - 2:15.240
2 -	2:15.889	7 - 2:04.203
3 -	2:13.840	8 - 2:04.553
4 -	2:09.411	9 - <b>2:04.052</b>
5 -	2:06.349	

# BRDC Historic Sports Car Championship

## QUALIFYING - LAP ANALYSIS

(contd.)

<b>18</b>	<b>John CLARK</b>	Lola Mk1
1 - 2:33.169	6 - 2:01.854	
2 - 2:04.109	7 - 2:01.243	
3 - 2:02.586	8 - 2:01.512	
4 - 2:01.749	9 - <b>1:59.724</b>	
5 - 2:02.625	10 - 2:00.988	
<b>21</b>	<b>Graeme DODD</b>	Cooper Monaco
1 - 2:14.951	6 - 1:56.609	11 - 1:57.931
2 - 1:58.880	7 - 1:58.071	
3 - 1:57.104	8 - 1:57.527	
4 - 1:58.498	9 - 1:57.676	
5 - 1:57.896	10 - <b>1:55.965</b>	
<b>23</b>	<b>Barry WOOD</b>	RGS Atlanta
1 - 3:15.122	6 - 2:21.265	
2 - 2:25.628	7 - 2:15.705	
3 - 2:20.884	8 - <b>2:15.521</b>	
4 - 2:22.084	9 - 2:19.335	
5 - 2:20.535		
<b>27</b>	<b>John HARPER</b>	Cooper Monaco
1 - 2:29.928	6 - 2:00.874	
2 - 2:04.261	7 - 1:58.975	
3 - 2:01.966	8 - 1:58.740	
4 - 2:02.900	9 - 1:58.346	
5 - 2:01.294	10 - <b>1:57.212</b>	
<b>33</b>	<b>Nigel WEBB</b>	Jaguar C-Type
1 - 3:06.902	6 - 2:08.269	
2 - 2:15.520	7 - 2:08.092	
3 - 2:11.793	8 - 2:07.414	
4 - 2:11.108	9 - <b>2:06.972</b>	
5 - 2:08.006		
<b>36</b>	<b>Rupert WOOD</b>	Widi MkII
1 - 2:38.792	6 - 2:10.772	
2 - 2:13.539	7 - 2:09.353	
3 - 2:13.723	8 - 2:10.724	
4 - 2:10.957	9 - <b>2:07.781</b>	
5 - 2:13.183		

## BRDC Historic Sports Car Championship QUALIFYING - LAP ANALYSIS


(contd.)

<b>38</b>	<b>Jamie McINTYRE</b>	Rejo MkIV
1 - 2:21.589	6 - 2:03.766	
2 - 2:07.284	7 - <b>2:03.485</b>	
3 - 2:05.147	8 - 2:04.367	
4 - 2:04.939	9 - 2:03.952	
5 - 2:05.841	10 - 2:03.768	
<b>45</b>	<b>Oliver BRYANT</b>	Lotus 15
1 - 2:57.703	6 - 2:05.054	
2 - 2:09.847	7 - 2:04.568	
3 - 2:07.622	8 - 2:03.528	
4 - 2:06.589	9 - <b>2:02.588</b>	
5 - 2:06.229	10 - 2:08.302	
<b>77</b>	<b>Adrian VAN DER KROFT</b>	Cooper T49
1 - 3:05.242	6 - 2:14.882	
2 - 2:26.640	7 - 2:13.601	
3 - 2:22.603	8 - 2:12.263	
4 - 2:17.066	9 - <b>2:11.272</b>	
5 - 2:14.344		
<b>80</b>	<b>Tony WOOD</b>	Lister Jaguar
1 - 2:36.347	6 - <b>2:01.723</b>	
2 - 2:08.277	7 - 2:03.657	
3 - 2:06.516	8 - 2:06.653	
4 - 2:03.028	9 - 2:04.771	
5 - 2:02.935	10 - 2:12.160	
<b>91</b>	<b>Simon LLEWELLYN</b>	Lotus 15
1 - 2:54.806	6 - 2:09.941	
2 - 2:21.374	7 - 2:05.927	
3 - 2:16.212	8 - <b>2:03.758</b>	
4 - 2:16.658	9 - 2:06.345	
5 - 2:11.317		



# BRDC Historic Sports Car Championship

## GRID - RACE 14

ROW 9	23	WOOD		
ROW 8	8	DAVIES	77	VAN DER KROFT
ROW 7	33	WEBB	36	WOOD
ROW 6	14	GIBSON	6	EASTICK
ROW 5	38	McINTYRE	91	LLEWELLYN
ROW 4	80	WOOD	45	BRYANT
ROW 3	7	CANNELL	2	BRONSON
ROW 2	1	WALKER	18	CLARK
ROW 1	21	DODD	27	HARPER
POLE				
				

Weather / Track : Cloudy / Wet

These results are provisional until the conclusion of any judicial and technical matters.

Brands Hatch

Circuit Length = 2.6082 miles.

Start: 11:51 End: 12:11

Clerk Of Course:

Stewards:

Timekeeper:

## BRDC Historic Sports Car Championship RACE CLASSIFICATION - RACE 14

POS	NO	CL	NAME	NAT	CAR	TIME	LAPS	GAP	MPH	BEST
1	21	A	<b>Graeme DODD</b>		Cooper Monaco	19:12.079	11		89.70	1:42.883
2	1	A	<b>Philip WALKER</b>		Lotus 15	19:15.518	11	3.439	89.44	1:43.457
3	45	A	<b>Oliver BRYANT</b>		Lotus 15	19:24.881	11	12.802	88.72	1:44.063
4	27	A	<b>John HARPER</b>		Cooper Monaco	19:39.479	11	27.400	87.62	1:46.139
5	80	A	<b>Tony WOOD</b>		Lister Jaguar	19:59.903	11	47.824	86.13	1:47.856
6	7	A	<b>Barry CANNELL</b>		Willment Climax	20:10.172	11	58.093	85.40	1:47.449
7	38	D	<b>Jamie McINTYRE</b>		Rejo MkIV	20:13.091	11	1:01.012	85.19	1:47.909
8	18	B	<b>John CLARK</b>		Lola Mk1	20:15.395	11	1:03.316	85.03	1:49.223
9	14	A	<b>Stephen GIBSON</b>		Lister Knobbly	20:19.030	11	1:06.951	84.78	1:46.815
10	77	A	<b>Adrian VAN DER KROFT</b>		Cooper T49	20:22.870	11	1:10.791	84.51	1:48.323
11	8	B	<b>Neil DAVIES</b>		Lotus 11	20:25.319	11	1:13.240	84.34	1:48.998
12	33	C	<b>Nigel WEBB</b>		Jaguar C-Type	20:45.843	11	1:33.764	82.95	1:51.616
13	6	C	<b>Benjamin EASTICK</b>		Jaguar D-Type	20:46.640	11	1:34.561	82.90	1:51.682
14	91	A	<b>Simon LLEWELLYN</b>		Lotus 15	20:47.867	11	1:35.788	82.82	1:51.629
15	36	B	<b>Rupert WOOD</b>		Widi MkII	21:38.769	11	2:26.690	79.57	1:53.268
16	23	C	<b>Barry WOOD</b>		RGS Atlanta	20:37.895	10	1 LAP	75.90	2:00.891

### FASTEST LAP

21	A	<b>Graeme DODD</b>	Cooper Monaco	1:42.883	8	91.26mph	146.87kph
38	D	<b>Jamie McINTYRE</b>	Rejo MkIV	1:47.909	5	87.01mph	140.03kph
8	B	<b>Neil DAVIES</b>	Lotus 11	1:48.998	6	86.14mph	138.63kph
33	C	<b>Nigel WEBB</b>	Jaguar C-Type	1:51.616	9	84.12mph	135.38kph

Weather / Track : Sunny / Damp

These results are provisional until the conclusion of any judicial and technical matters.

Brands Hatch

Circuit Length = 2.6082 miles.

Start: 17:27 End: 17:47

Clerk Of Course:	Stewards:	Timekeeper:
------------------	-----------	-------------

## BRDC Historic Sports Car Championship

### RACE CLASSIFICATION - RACE 14 - LAP CHART

Lap 1			Lap 2			Lap 3			Lap 4			Lap 5		
No	Behind	Laptime	No	Behind	Laptime	No	Behind	Laptime	No	Behind	Laptime	No	Behind	Laptime
21		1:52.352	21		1:45.230	21		1:45.164	21		1:45.128	21		1:43.906
27	0.432	1:52.784	1	0.640	1:45.209	1	0.437	1:44.961	1	0.767	1:45.458	1	0.891	1:44.030
1	0.661	1:53.013	27	1.485	1:46.283	45	2.485	1:45.529	45	2.240	1:44.883	45	2.397	1:44.063
80	1.987	1:54.339	45	2.120	1:45.323	27	3.363	1:47.042	27	4.426	1:46.191	27	6.659	1:46.139
45	2.027	1:54.379	80	4.613	1:47.856	80	7.730	1:48.281	80	10.896	1:48.294	80	15.430	1:48.440
14	3.620	1:55.972	14	7.187	1:48.797	14	11.213	1:49.190	14	14.442	1:48.357	14	19.313	1:48.777
18	5.941	1:58.293	7	9.990	1:48.478	7	14.163	1:49.337	7	17.873	1:48.838	7	21.895	1:47.928
38	6.712	1:59.064	18	10.697	1:49.986	18	15.650	1:50.117	18	19.958	1:49.436	38	24.065	1:47.909
7	6.742	1:59.094	38	10.882	1:49.400	38	15.785	1:50.067	38	20.062	1:49.405	18	25.327	1:49.275
6	8.769	2:01.121	6	15.734	1:52.195	8	21.653	1:50.905	8	27.938	1:51.413	8	34.375	1:50.343
33	9.446	2:01.798	8	15.912	1:51.257	6	24.114	1:53.544	6	31.603	1:52.617	77	37.953	1:49.703
8	9.885	2:02.237	33	17.003	1:52.787	33	24.780	1:52.941	77	32.156	1:51.803	6	39.859	1:52.162
91	11.855	2:04.207	77	19.639	1:52.382	77	25.481	1:51.006	33	32.755	1:53.103	33	40.740	1:51.891
77	12.487	2:04.839	91	21.104	1:54.479	91	30.037	1:54.097	91	37.192	1:52.283	91	45.130	1:51.844
36	13.137	2:05.489	36	22.349	1:54.442	36	31.562	1:54.377	36	39.702	1:53.268	36	49.924	1:54.128
23	17.554	2:09.906	23	34.864	2:02.540	23	53.805	2:04.105	23	1:11.339	2:02.662	23	1:28.324	2:00.891

**BRDC Historic Sports Car Championship**  
**RACE CLASSIFICATION - RACE 14 - LAP CHART**  
 (contd.)

Lap 6			Lap 7			Lap 8			Lap 9			Lap 10		
No	Behind	Laptime	No	Behind	Laptime	No	Behind	Laptime	No	Behind	Laptime	No	Behind	Laptime
21		1:43.385	21		1:43.271	21		1:42.883	21		1:43.594	21		1:43.184
1	1.197	1:43.691	1	1.870	1:43.944	1	2.444	1:43.457	1	2.582	1:43.732	1	3.487	1:44.089
45	3.262	1:44.250	23	1 LAP	2:01.668	45	5.695	1:44.152	45	7.741	1:45.640	45	10.271	1:45.714
27	10.451	1:47.177	45	4.426	1:44.435	27	17.187	1:46.679	27	20.086	1:46.493	27	23.770	1:46.868
80	20.449	1:48.404	27	13.391	1:46.211	23	1 LAP	2:03.902	80	36.461	1:49.002	80	42.364	1:49.087
14	23.248	1:47.320	80	25.334	1:48.156	80	31.053	1:48.602	23	1 LAP	2:02.545	7	51.129	1:50.081
7	25.959	1:47.449	7	31.843	1:49.155	7	38.329	1:49.369	7	44.232	1:49.497	38	55.542	1:49.920
38	29.542	1:48.862	38	36.068	1:49.797	38	42.692	1:49.507	38	48.806	1:49.708	18	58.075	1:49.464
18	31.708	1:49.766	18	38.554	1:50.117	18	45.538	1:49.867	14	50.620	1:48.504	14	1:02.616	1:55.180
8	39.988	1:48.998	14	41.778	2:01.801	14	45.710	1:46.815	18	51.795	1:49.851	8	1:05.900	1:50.241
77	43.904	1:49.336	8	46.267	1:49.550	8	52.691	1:49.307	8	58.843	1:49.746	77	1:06.450	1:49.062
6	48.922	1:52.448	77	49.898	1:49.265	77	55.724	1:48.709	77	1:00.572	1:48.442	23	1 LAP	2:07.517
33	49.499	1:52.144	6	58.406	1:52.755	33	1:08.438	1:52.503	33	1:16.460	1:51.616	33	1:25.029	1:51.753
91	53.901	1:52.156	33	58.818	1:52.590	6	1:09.038	1:53.515	6	1:17.126	1:51.682	6	1:25.965	1:52.023
36	1:00.854	1:54.315	91	1:02.272	1:51.642	91	1:11.092	1:51.703	91	1:19.301	1:51.803	91	1:27.746	1:51.629
			36	1:12.137	1:54.554	36	1:23.711	1:54.457	36	1:33.587	1:53.470	36	1:43.736	1:53.333

**BRDC Historic Sports Car Championship**  
**RACE CLASSIFICATION - RACE 14 - LAP CHART**  
 (contd.)

Lap 11			Lap 12			Lap 13			Lap 14			Lap 15		
No	Behind	Laptime	No	Behind	Laptime	No	Behind	Laptime	No	Behind	Laptime	No	Behind	Laptime
21		1:43.982												
1	3.439	1:43.934												
45	12.802	1:46.513												
27	27.400	1:47.612												
80	47.824	1:49.442												
7	58.093	1:50.946												
38	1:01.012	1:49.452												
18	1:03.316	1:49.223												
14	1:06.951	1:48.317												
77	1:10.791	1:48.323												
8	1:13.240	1:51.322												
23	1 LAP	2:02.159												
33	1:33.764	1:52.717												
6	1:34.561	1:52.578												
91	1:35.788	1:52.024												
36	2:26.690	2:26.936P												

## HSCC Classic Racing Car Champ for Retro Track & Air Trophy QUALIFYING - RACE 15

POS	NO	CL	NAME	NAT	CAR	TIME	LAPS	GAP	MPH
1	6	E4	Edwin JOWSEY		Brabham BT28	1:55.827	9		81.06
2	64	E4	Frank LYONS		Merlyn Mk10	2:01.248	9	5.421	77.44
3	3	E2	Matthew WATTS		Brabham BT16	2:04.169	6	8.342	75.61
4	66	F	Gregory THORNTON		Titan Mk4	2:04.176	10	8.349	75.61
5	57	F	David WILD		Lola T200	2:04.748	6	8.921	75.26
6	44	C	John BLADON		Merlyn Mk11A	2:05.488	9	9.661	74.82
7	10	D	Max BLEES		Brabham BT15	2:05.736	9	9.909	74.67
8	22	E4	Ian GRAY		Brabham BT30	2:05.743	9	9.916	74.67
9	82	C	Paul DRAYSON		Lotus 24	2:06.287	2	10.460	74.35
10	78	F	Neil FENDER		Jamun T2	2:07.748	9	11.921	73.50
11	73	E2	John RAND		Palliser WDB2	2:09.853	9	14.026	72.30
12	20	F	Henry SCOTT		Lola T200	2:09.946	9	14.119	72.25
13	39	F	Michael RICHINGS		Alexis 15	2:10.052	9	14.225	72.19
14	71	F	Alan HICKS		Lotus 61	2:11.374	9	15.547	71.47
15	25	D	John COUNSELL		March 703	2:11.904	9	16.077	71.18
16	32	E2	Julian JUDD		Tecno F3	2:11.990	8	16.163	71.13
17	28	D	Richard URWIN		Brabham BT28	2:12.074	9	16.247	71.09
18	91	F	Christopher ATKINSON		Merlyn Mk20	2:14.482	8	18.655	69.82
19	75	F	Anthony GODDARD		Merlyn Mk20	2:15.638	8	19.811	69.22
20	84	E2	Roger BEVAN		Brabham BT21A-F2	2:16.836	8	21.009	68.61
21	55	C	Jason WILLIAMS		Lola T55	2:17.338	7	21.511	68.36
22	43	C	Harvey SYKES		Cooper T43	2:19.304	6	23.477	67.40
23	30	E2	Richard KENDLE		Brabham BT21B	2:19.534	5	23.707	67.29
24	46	F	Mike BROMLEY		Merlyn 11a	2:26.753	4	30.926	63.98
25	72	E2	Leland GOSS		Brabham BT21	2:31.438	8	35.611	62.00
26	12	C	David BROWN		Brabham BT6	2:35.166	8	39.339	60.51
27	56	E2	Cliff GIDDENS		Brabham BT16	2:36.010	5	40.183	60.18
28	16	D	Nigel MILLER		Brabham BT21	2:39.065	8	43.238	59.02
29	7	E2	Paul BUSBY		Cooper T82	2:42.263	3	46.436	57.86

Car No's 6,7 & 10 need a working transponder please.

Weather / Track : Cloudy / Wet

These results are provisional until the conclusion of any judicial and technical matters.

Brands Hatch

Circuit Length = 2.6082 miles.

Start: 12:19 End: 12:39

Clerk Of Course:	Stewards:	Timekeeper:
------------------	-----------	-------------

## HSCC Classic Racing Car Champ for Retro Track & Air Trophy QUALIFYING - LAP ANALYSIS

<b>3</b>	<b>Matthew WATTS</b>	Brabham BT16
1 - 2:23.462	6 - X:00.000P	
2 - 2:08.501		
3 - 2:07.425		
4 - <b>2:04.169</b>		
5 - 2:14.641		
<b>6</b>	<b>Edwin JOWSEY</b>	Brabham BT28
1 - 2:52.917	6 - 2:04.398	
2 - 1:57.542	7 - 1:56.358	
3 - <b>1:55.827</b>	8 - 3:20.612P	
4 - 1:56.871	9 - 2:11.735	
5 - 2:03.768		
<b>7</b>	<b>Paul BUSBY</b>	Cooper T82
1 - 2:46.926		
2 - <b>2:42.263</b>		
3 - 2:45.198		
<b>10</b>	<b>Max BLEES</b>	Brabham BT15
1 - 3:12.510	6 - 2:09.282	
2 - 2:16.899	7 - 2:14.550	
3 - 2:18.817	8 - <b>2:05.736</b>	
4 - 2:16.372	9 - 2:06.964	
5 - 2:14.292		
<b>12</b>	<b>David BROWN</b>	Brabham BT6
1 - 3:07.393	6 - 2:36.108	
2 - 2:45.086	7 - 2:40.682	
3 - 2:49.861	8 - <b>2:35.166</b>	
4 - 2:47.537		
5 - 2:46.006		
<b>16</b>	<b>Nigel MILLER</b>	Brabham BT21
1 - 3:02.904	6 - 2:42.320	
2 - 2:46.638	7 - 2:43.624	
3 - 2:47.479	8 - 3:18.751P	
4 - 2:46.458		
5 - <b>2:39.065</b>		

Car No's 6,7 & 10 need a working transponder please.  
Weather / Track : Cloudy / Wet

Brands Hatch  
Circuit Length = 2.6082 miles.  
Start: 12:19 End: 12:39  
Printed - 12:43 Sunday, 24 July 2005

## HSCC Classic Racing Car Champ for Retro Track & Air Trophy QUALIFYING - LAP ANALYSIS

(contd.)

<b>20</b>	<b>Henry SCOTT</b>	Lola T200
1 -	3:26.756	6 - 2:11.535
2 -	2:29.370	7 - <b>2:09.946</b>
3 -	2:28.720	8 - 2:11.846
4 -	2:20.871	9 - 2:39.658P
5 -	2:13.897	
<b>22</b>	<b>Ian GRAY</b>	Brabham BT30
1 -	2:54.710	6 - 2:15.987
2 -	2:25.935	7 - 2:12.322
3 -	2:17.545	8 - 2:08.483
4 -	2:16.797	9 - <b>2:05.743</b>
5 -	2:15.372	
<b>25</b>	<b>John COUNSELL</b>	March 703
1 -	3:03.045	6 - 2:18.344
2 -	2:24.894	7 - 2:13.907
3 -	2:19.633	8 - <b>2:11.904</b>
4 -	2:19.163	9 - 2:31.230
5 -	2:17.008	
<b>28</b>	<b>Richard URWIN</b>	Brabham BT28
1 -	2:53.339	6 - 2:15.569
2 -	2:25.552	7 - 2:17.490
3 -	2:23.093	8 - 2:14.143
4 -	2:20.134	9 - <b>2:12.074</b>
5 -	2:25.190	
<b>30</b>	<b>Richard KENDLE</b>	Brabham BT21B
1 -	2:49.045	
2 -	2:23.190	
3 -	<b>2:19.534</b>	
4 -	2:22.969	
5 -	2:48.066P	
<b>32</b>	<b>Julian JUDD</b>	Tecno F3
1 -	3:25.936	6 - 2:18.069
2 -	2:29.811	7 - <b>2:11.990</b>
3 -	2:44.190	8 - 3:22.675P
4 -	2:27.161	
5 -	2:23.120	

Car No's 6,7 & 10 need a working transponder please.  
Weather / Track : Cloudy / Wet



## HSCC Classic Racing Car Champ for Retro Track & Air Trophy QUALIFYING - LAP ANALYSIS

(contd.)

<b>39</b>	<b>Michael RICHINGS</b>	Alexis 15
1 -	2:59.299	6 - 2:28.320
2 -	2:23.186	7 - 2:12.865
3 -	2:20.711	8 - 2:10.474
4 -	2:15.695	9 - <b>2:10.052</b>
5 -	2:12.331	
<b>43</b>	<b>Harvey SYKES</b>	Cooper T43
1 -	3:17.951	6 - 4:50.816P
2 -	2:27.268	
3 -	2:21.684	
4 -	<b>2:19.304</b>	
5 -	3:05.765	
<b>44</b>	<b>John BLADON</b>	Merlyn Mk11A
1 -	3:10.467	6 - 2:07.951
2 -	2:15.097	7 - <b>2:05.488</b>
3 -	2:11.883	8 - 2:05.512
4 -	2:12.012	9 - 2:07.144
5 -	2:09.356	
<b>46</b>	<b>Mike BROMLEY</b>	Merlyn 11a
1 -	3:27.584	
2 -	<b>2:26.753</b>	
3 -	2:30.066	
4 -	3:06.222P	
<b>55</b>	<b>Jason WILLIAMS</b>	Lola T55
1 -	3:32.987	6 - 2:42.317
2 -	2:29.456	7 - <b>2:17.338</b>
3 -	2:35.215	
4 -	2:25.572	
5 -	2:26.236	
<b>56</b>	<b>Cliff GIDDENS</b>	Brabham BT16
1 -	2:45.317	
2 -	2:42.395	
3 -	2:36.909	
4 -	<b>2:36.010</b>	
5 -	3:09.665P	

Car No's 6,7 & 10 need a working transponder please.  
Weather / Track : Cloudy / Wet

## HSCC Classic Racing Car Champ for Retro Track & Air Trophy QUALIFYING - LAP ANALYSIS

(contd.)

<b>57</b>	<b>David WILD</b>	Lola T200
1 - 2:39.648	6 - 2:10.815	
2 - 2:07.806		
3 - 2:06.841		
4 - <b>2:04.748</b>		
5 - 2:11.316		
<b>64</b>	<b>Frank LYONS</b>	Merlyn Mk10
1 - 3:13.542	6 - 2:07.212	
2 - 2:13.850	7 - 2:06.751	
3 - 2:12.290	8 - 2:03.581	
4 - 2:04.851	9 - <b>2:01.248</b>	
5 - 2:15.966		
<b>66</b>	<b>Gregory THORNTON</b>	Titan Mk4
1 - 2:36.150	6 - 2:07.770	
2 - 2:10.621	7 - 2:05.068	
3 - 2:10.226	8 - 2:07.147	
4 - 2:11.530	9 - <b>2:04.176</b>	
5 - 2:13.695	10 - 2:04.190	
<b>71</b>	<b>Alan HICKS</b>	Lotus 61
1 - 2:58.699	6 - 2:12.925	
2 - 2:26.626	7 - 2:14.471	
3 - 2:21.096	8 - 2:12.659	
4 - 2:17.696	9 - <b>2:11.374</b>	
5 - 2:15.940		
<b>72</b>	<b>Leland GOSS</b>	Brabham BT21
1 - 3:21.966	6 - 2:46.164	
2 - <b>2:31.438</b>	7 - 2:41.437	
3 - 2:44.449	8 - 2:39.782	
4 - 2:50.542		
5 - 2:46.584		
<b>73</b>	<b>John RAND</b>	Palliser WDB2
1 - 3:10.924	6 - 2:13.366	
2 - 2:28.629	7 - <b>2:09.853</b>	
3 - 2:25.751	8 - 2:15.999	
4 - 2:18.942	9 - 2:09.876	
5 - 2:16.034		

Car No's 6,7 & 10 need a working transponder please.  
Weather / Track : Cloudy / Wet

Brands Hatch  
Circuit Length = 2.6082 miles.  
Start: 12:19 End: 12:39  
Printed - 12:43 Sunday, 24 July 2005

## HSCC Classic Racing Car Champ for Retro Track & Air Trophy QUALIFYING - LAP ANALYSIS

(contd.)

<b>75</b>	<b>Anthony GODDARD</b>	Merlyn Mk20
1 -	3:29.830	6 - 2:15.693
2 -	2:29.541	7 - 2:16.111
3 -	2:29.216	8 - <b>2:15.638</b>
4 -	2:24.200	
5 -	2:22.309	
<b>78</b>	<b>Neil FENDER</b>	Jamun T2
1 -	3:03.308	6 - 2:11.973
2 -	2:17.491	7 - 2:08.755
3 -	2:12.191	8 - 2:08.864
4 -	2:12.917	9 - <b>2:07.748</b>
5 -	2:13.509	
<b>82</b>	<b>Paul DRAYSON</b>	Lotus 24
1 -	2:25.388	
2 -	<b>2:06.287</b>	
<b>84</b>	<b>Roger BEVAN</b>	Brabham BT21A-F2
1 -	3:22.569	6 - 2:20.077
2 -	2:30.903	7 - 2:19.725
3 -	2:29.146	8 - <b>2:16.836</b>
4 -	2:28.030	
5 -	2:23.352	
<b>91</b>	<b>Christopher ATKINSON</b>	Merlyn Mk20
1 -	3:32.698	6 - 2:15.413
2 -	2:27.736	7 - <b>2:14.482</b>
3 -	2:40.317	8 - 2:16.595
4 -	2:16.280	
5 -	2:20.529	

Car No's 6,7 & 10 need a working transponder please.  
Weather / Track : Cloudy / Wet

# HSCC Classic Racing Car Champ for Retro Track & Air Trophy

## GRID - RACE 15

ROW 15	7	BUSBY			
ROW 14	56	GIDDENS		16	MILLER
ROW 13	72	GOSS		12	BROWN
ROW 12	30	KENDLE		46	BROMLEY
ROW 11	55	WILLIAMS		43	SYKES
ROW 10	75	GODDARD		84	BEVAN
ROW 9	28	URWIN		91	ATKINSON
ROW 8	25	COUNSELL		32	JUDD
ROW 7	39	RICHINGS		71	HICKS
ROW 6	73	RAND		20	SCOTT
ROW 5	82	DRAYSON		78	FENDER
ROW 4	10	BLEES		22	GRAY
ROW 3	57	WILD		44	BLADON
ROW 2	3	WATTS		66	THORNTON
ROW 1	6	JOWSEY		64	LYONS
<b>POLE</b>					

Car No's 6,7 & 10 need a working transponder please.

Weather / Track : Cloudy / Wet

These results are provisional until the conclusion of any judicial and technical matters.

Brands Hatch

Circuit Length = 2.6082 miles.

Start: 12:19 End: 12:39

Clerk Of Course:	Stewards:	Timekeeper:
------------------	-----------	-------------

## HSCC Classic Racing Car Champ for Retro Track & Air Trophy

### RACE CLASSIFICATION - RACE 15

POS	NO	CL	NAME	NAT	CAR	TIME	LAPS	GAP	MPH	BEST
1	3	E2	<b>Matthew WATTS</b>		Brabham BT16	15:54.519	9		88.60	1:36.652
2	6	E4	<b>Edwin JOWSEY</b>		Brabham BT28	15:55.091	9	0.572	88.55	1:37.149
3	64	E4	<b>Frank LYONS</b>		Merlyn Mk10	16:22.780	9	28.261	86.05	1:40.725
4	22	E4	<b>Ian GRAY</b>		Brabham BT30	16:23.241	9	28.722	86.01	1:40.682
5	30	E2	<b>Richard KENDLE</b>		Brabham BT21B	16:47.086	9	52.567	83.97	1:43.298
6	82	C	<b>Paul DRAYSON</b>		Lotus 24	16:49.195	9	54.676	83.80	1:44.319
7	44	C	<b>John BLADON</b>		Merlyn Mk11A	17:21.754	9	1:27.235	81.18	1:49.460
8	10	D	<b>Max BLEES</b>		Brabham BT15	17:22.158	9	1:27.639	81.15	1:47.938
9	20	F	<b>Henry SCOTT</b>		Lola T200	17:27.842	9	1:33.323	80.71	1:49.635
10	56	E2	<b>Cliff GIDDENS</b>		Brabham BT16	17:28.667	9	1:34.148	80.64	1:48.139
11	75	F	<b>Anthony GODDARD</b>		Merlyn Mk20	17:31.232	9	1:36.713	80.45	1:49.086
12	25	D	<b>John COUNSELL</b>		March 703	17:36.283	9	1:41.764	80.06	1:49.441
13	28	D	<b>Richard URWIN</b>		Brabham BT28	17:37.246	9	1:42.727	79.99	1:49.371
14	78	F	<b>Neil FENDER</b>		Jamun T2	17:50.264	9	1:55.745	79.02	1:52.129
15	91	F	<b>Christopher ATKINSON</b>		Merlyn Mk20	17:54.362	9	1:59.843	78.72	1:52.089
16	55	C	<b>Jason WILLIAMS</b>		Lola T55	15:55.101	8	1 LAP	78.71	1:50.085
17	39	F	<b>Michael RICHINGS</b>		Alexis 15	15:59.270	8	1 LAP	78.37	1:52.291
18	12	C	<b>David BROWN</b>		Brabham BT6	16:02.702	8	1 LAP	78.09	1:51.679
19	43	C	<b>Harvey SYKES</b>		Cooper T43	16:39.375	8	1 LAP	75.23	1:56.862
20	32	E2	<b>Julian JUDD</b>		Tecno F3	16:39.755	8	1 LAP	75.20	1:56.202
21	16	D	<b>Nigel MILLER</b>		Brabham BT21	16:42.014	8	1 LAP	75.03	1:55.529
22	71	F	<b>Alan HICKS</b>		Lotus 61	16:55.974	8	1 LAP	74.00	1:56.522
23	7	E2	<b>Paul BUSBY</b>		Cooper T82	16:58.083	8	1 LAP	73.84	2:00.231
24	72	E2	<b>Leland GOSS</b>		Brabham BT21	17:49.647	8	1 LAP	70.28	2:06.708

#### NOT CLASSIFIED

73	E2	<b>John RAND</b>		Palliser WDB2	15:29.044	8	D.N.F.	80.92	1:48.067
84	E2	<b>Roger BEVAN</b>		Brabham BT21A-F2	15:28.055	5	D.N.F.	50.66	1:55.078

#### FASTEST LAP

3	E2	<b>Matthew WATTS</b>		Brabham BT16	1:36.652	8	97.14mph	156.34kph
6	E4	<b>Edwin JOWSEY</b>		Brabham BT28	1:37.149	5	96.65mph	155.54kph
82	C	<b>Paul DRAYSON</b>		Lotus 24	1:44.319	6	90.00mph	144.85kph
10	D	<b>Max BLEES</b>		Brabham BT15	1:47.938	6	86.99mph	139.99kph
75	F	<b>Anthony GODDARD</b>		Merlyn Mk20	1:49.086	6	86.07mph	138.52kph

Weather / Track : Bright / Dry  
 These results are provisional until the conclusion of any judicial and technical matters.

Brands Hatch  
 Circuit Length = 2.6082 miles.  
 Start: 17:59 End: 18:16

Clerk Of Course:	Stewards:	Timekeeper:
------------------	-----------	-------------

# HSCC Classic Racing Car Champ for Retro Track & Air Trophy

## RACE CLASSIFICATION - RACE 15 - LAP CHART

Lap 1			Lap 2			Lap 3			Lap 4			Lap 5		
No	Behind	Laptime	No	Behind	Laptime	No	Behind	Laptime	No	Behind	Laptime	No	Behind	Laptime
6		1:43.324	6		2:45.611	6		1:38.623	6		1:38.478	6		1:37.149
3	0.020	1:43.344	3	0.256	2:45.847	3	0.100	1:38.467	3	0.168	1:38.546	3	0.060	1:37.041
64	7.025	1:50.349	64	0.427	2:39.013	64	3.663	1:41.859	64	8.161	1:42.976	84	3 LAPS	7:23.311P
22	7.293	1:50.617	22	0.558	2:38.876	22	3.870	1:41.935	22	8.915	1:43.523	22	12.448	1:40.682
44	15.457	1:58.781	44	1.171	2:31.325	82	9.860	1:47.078	82	17.368	1:45.986	64	13.298	1:42.286
82	15.739	1:59.063	82	1.405	2:31.277	30	12.333	1:43.298	30	18.073	1:44.218	30	25.739	1:44.815
73	17.039	2:00.363	73	2.632	2:31.204	44	12.976	1:50.428	44	24.292	1:49.794	82	27.822	1:47.603
20	18.486	2:01.810	20	4.415	2:31.540	73	15.800	1:51.791	73	27.070	1:49.748	44	37.314	1:50.171
78	19.055	2:02.379	78	4.965	2:31.521	20	17.346	1:51.554	10	28.070	1:48.178	73	39.010	1:49.089
10	19.352	2:02.676	10	6.236	2:32.495	10	18.370	1:50.757	20	29.369	1:50.501	10	39.782	1:48.861
91	21.483	2:04.807	91	7.236	2:31.364	78	18.471	1:52.129	75	33.676	1:49.909	20	42.520	1:50.300
30	22.910	2:06.234	30	7.658	2:30.359	75	22.245	1:50.550	78	33.705	1:53.712	75	45.779	1:49.252
28	23.250	2:06.574	28	9.675	2:32.036	91	22.905	1:54.292	28	36.952	1:51.881	56	49.135	1:48.860
75	23.818	2:07.142	75	10.318	2:32.111	28	23.549	1:52.497	56	37.424	1:51.351	78	50.209	1:53.653
25	24.093	2:07.417	39	10.505	2:31.744	39	24.173	1:52.291	91	37.585	1:53.158	25	51.426	1:50.051
39	24.372	2:07.696	25	11.484	2:33.002	56	24.551	1:51.435	25	38.524	1:51.198	28	51.780	1:51.977
56	24.437	2:07.761	56	11.739	2:32.913	25	25.804	1:52.943	39	40.723	1:55.028	91	53.338	1:52.902
84	25.208	2:08.532	55	12.836	2:31.453	55	28.411	1:54.198	55	44.418	1:54.485	39	57.340	1:53.766
55	26.994	2:10.318	71	14.710	2:31.861	12	32.234	1:55.734	12	47.209	1:53.453	55	59.680	1:52.411
71	28.460	2:11.784	12	15.123	2:31.949	71	35.211	1:59.124	71	53.255	1:56.522	12	1:02.592	1:52.532
12	28.785	2:12.109	7	16.177	2:26.999	7	41.142	2:03.588	43	1:01.014	1:58.270	71	1:13.056	1:56.950
7	34.789	2:18.113	43	17.227	2:27.753	43	41.222	2:02.618	7	1:05.041	2:02.377	43	1:22.275	1:58.410
43	35.085	2:18.409	16	17.999	2:27.730	16	41.909	2:02.533	32	1:06.010	2:02.321	32	1:25.944	1:57.083
16	35.880	2:19.204	32	18.400	2:27.696	32	42.167	2:02.390	16	1:06.114	2:02.683	16	1:28.778	1:59.813
32	36.315	2:19.639	72	19.773	2:19.732	72	48.716	2:07.566	72	1:16.946	2:06.708	7	1:29.437	2:01.545
72	45.652	2:28.976												

# HSCC Classic Racing Car Champ for Retro Track & Air Trophy

## RACE CLASSIFICATION - RACE 15 - LAP CHART

(contd.)

Lap 6			Lap 7			Lap 8			Lap 9			Lap 10		
No	Behind	Laptime	No	Behind	Laptime	No	Behind	Laptime	No	Behind	Laptime	No	Behind	Laptime
6		1:38.122	6		1:38.834	3		1:36.652	3		1:37.451			
3	0.098	1:38.160	3	0.275	1:39.011	6	0.714	1:37.641	6	0.572	1:37.309			
72	1 LAP	2:09.064	43	1 LAP	2:00.068	64	24.526	1:43.025	55	1 LAP	1:50.085			
22	16.103	1:41.777	32	1 LAP	1:56.637	22	24.832	1:42.231	39	1 LAP	1:53.112			
64	16.537	1:41.361	16	1 LAP	1:57.427	43	1 LAP	1:56.862	12	1 LAP	1:52.445			
30	31.556	1:43.939	7	1 LAP	2:01.850	32	1 LAP	1:57.787	64	28.261	1:41.186			
82	34.019	1:44.319	64	18.428	1:40.725	16	1 LAP	1:57.095	22	28.722	1:41.341			
84	3 LAPS	2:03.742	71	1 LAP	2:22.394	7	1 LAP	2:03.380	43	1 LAP	1:56.985			
44	48.652	1:49.460	22	19.528	1:42.259	71	1 LAP	1:59.407	32	1 LAP	1:56.202			
73	48.955	1:48.067	30	37.997	1:45.275	30	45.838	1:44.768	16	1 LAP	1:55.529			
10	49.598	1:47.938	82	39.653	1:44.468	82	47.373	1:44.647	30	52.567	1:44.180			
20	54.712	1:50.314	72	1 LAP	2:08.070	84	3 LAPS	1:55.078	82	54.676	1:44.754			
75	56.743	1:49.086	84	3 LAPS	1:57.392	73	1:11.976	1:48.653	71	1 LAP	1:57.932			
56	1:00.125	1:49.112	73	1:00.250	1:50.129	72	1 LAP	2:09.026	7	1 LAP	2:00.231			
25	1:03.491	1:50.187	44	1:00.294	1:50.476	44	1:13.112	1:49.745	44	1:27.235	1:51.574			
28	1:04.384	1:50.726	10	1:01.053	1:50.289	10	1:13.332	1:49.206	10	1:27.639	1:51.758			
78	1:05.471	1:53.384	20	1:05.732	1:49.854	20	1:18.440	1:49.635	20	1:33.323	1:52.334			
91	1:07.999	1:52.783	75	1:08.285	1:50.376	75	1:20.957	1:49.599	56	1:34.148	1:50.519			
39	1:12.499	1:53.281	56	1:09.868	1:48.577	56	1:21.080	1:48.139	75	1:36.713	1:53.207			
55	1:12.763	1:51.205	25	1:14.317	1:49.660	25	1:26.831	1:49.441	25	1:41.764	1:52.384			
12	1:17.271	1:52.801	28	1:15.293	1:49.743	28	1:27.737	1:49.371	28	1:42.727	1:52.441			
			78	1:18.981	1:52.344	78	1:34.730	1:52.676	72	1 LAP	2:20.505			
			91	1:21.645	1:52.480	91	1:36.807	1:52.089	78	1:55.745	1:58.466			
			55	1:24.875	1:50.946				91	1:59.843	2:00.487			
			39	1:26.017	1:52.352									
			12	1:30.116	1:51.679									