



# HISTORIC RACE MEETING

**Brands Hatch Indy Circuit**

**13th September 2008**



**Results Provided by Timing Solutions Ltd**  
[www.tsl-timing.com](http://www.tsl-timing.com)

# Historic Formula Ford 2000

## QUALIFYING FOR RACE 1 - CLASSIFICATION

POS	NO	CL	NAME	ENTRY	TIME	ON	LAPS	GAP	DIFF	MPH
1	49		Tom MILLS	Delta T80	50.328	14	14			85.73
2	65		Peter DENHAM	Reynard SF78	50.608	14	16	0.280	0.280	85.26
3	35		Colin WRIGHT	Reynard SF79	50.953	11	17	0.625	0.345	84.68
4	45		Trevor ARKELL	Reynard SF81	51.111	11	17	0.783	0.158	84.42
5	53		Roger PRICE	Delta T79	51.362	12	16	1.034	0.251	84.01
6	14		Iain ROWLEY	Delta T79	51.605	5	7	1.277	0.243	83.61
7	25		Antony RAINE	Merlyn MK28	51.898	16	16	1.570	0.293	83.14
8	15		Roderick STEAD	Reynard SF77	51.960	14	16	1.632	0.062	83.04
9	51		John TAYLOR	Delta T79	52.124	15	15	1.796	0.164	82.78
10	98		George FOWLER	Jamun T9	53.052	13	15	2.724	0.928	81.33
11	91		Adrian DESOUTTER	Reynard SF79	53.328	10	15	3.000	0.276	80.91
12	44		John de RITTER	Delta T79	53.686	9	14	3.358	0.358	80.37
13	29		Eric HOULT	Lola T580	53.877	10	13	3.549	0.191	80.09

Weather / Track : Cloudy / Dry

These results are provisional until the conclusion of any judicial and technical matters.

Brands Hatch Indy  
Circuit Length = 1.1986 miles  
Start: 09:00 End: 09:16

Clerk of Course :

Timekeeper :

# Historic Formula Ford 2000

## QUALIFYING FOR RACE 1 - LAP ANALYSIS

<b>14</b>	<b>Iain ROWLEY</b>		<b>Delta T79</b>			
1 -	56.603	+ 4.998	9:02:16.874	5 -	<b>51.605</b>	<b>9:05:48.313</b>
2 -	53.714	+ 2.109	9:03:10.588	6 -	51.617	9:06:39.930
3 -	52.418	+ 0.813	9:04:03.006	7 -	51.732	9:07:31.662
4 -	53.702	+ 2.097	9:04:56.708			
<b>15</b>	<b>Roderick STEAD</b>		<b>Reynard SF77</b>			
1 -	58.769	+ 6.809	9:02:20.697	9 -	53.161	9:09:25.883
2 -	53.826	+ 1.866	9:03:14.523	10 -	53.013	9:10:18.896
3 -	53.521	+ 1.561	9:04:08.044	11 -	52.930	9:11:11.826
4 -	52.995	+ 1.035	9:05:01.039	12 -	52.806	9:12:04.632
5 -	53.024	+ 1.064	9:05:54.063	13 -	53.980	9:12:58.612
6 -	52.706	+ 0.746	9:06:46.769	14 -	<b>51.960</b>	<b>9:13:50.572</b>
7 -	53.064	+ 1.104	9:07:39.833	15 -	52.273	9:14:42.845
8 -	52.889	+ 0.929	9:08:32.722	16 -	52.901	9:15:35.746
<b>25</b>	<b>Antony RAINE</b>		<b>Merlyn MK28</b>			
1 -	54.635	+ 2.737	9:02:08.848	9 -	52.451	9:09:12.067
2 -	53.544	+ 1.646	9:03:02.392	10 -	52.118	9:10:04.185
3 -	53.179	+ 1.281	9:03:55.571	11 -	52.240	9:10:56.425
4 -	53.136	+ 1.238	9:04:48.707	12 -	52.319	9:11:48.744
5 -	52.683	+ 0.785	9:05:41.390	13 -	52.291	9:12:41.035
6 -	52.335	+ 0.437	9:06:33.725	14 -	52.420	9:13:33.455
7 -	53.056	+ 1.158	9:07:26.781	15 -	51.930	9:14:25.385
8 -	52.835	+ 0.937	9:08:19.616	16 -	<b>51.898</b>	<b>9:15:17.283</b>
<b>29</b>	<b>Eric HOULT</b>		<b>Lola T580</b>			
1 -	3:10.433	+ 2:16.556	9:04:31.177	8 -	54.210	9:10:55.604
2 -	56.239	+ 2.362	9:05:27.416	9 -	54.981	9:11:50.585
3 -	54.872	+ 0.995	9:06:22.288	10 -	<b>53.877</b>	<b>9:12:44.462</b>
4 -	54.922	+ 1.045	9:07:17.210	11 -	54.806	9:13:39.268
5 -	55.069	+ 1.192	9:08:12.279	12 -	54.355	9:14:33.623
6 -	54.761	+ 0.884	9:09:07.040	13 -	54.744	9:15:28.367
7 -	54.354	+ 0.477	9:10:01.394			
<b>35</b>	<b>Colin WRIGHT</b>		<b>Reynard SF79</b>			
1 -	53.960	+ 3.007	9:02:05.081	10 -	51.252	9:09:51.824
2 -	52.136	+ 1.183	9:02:57.217	11 -	<b>50.953</b>	<b>9:10:42.777</b>
3 -	51.996	+ 1.043	9:03:49.213	12 -	51.531	9:11:34.308
4 -	52.429	+ 1.476	9:04:41.642	13 -	51.597	9:12:25.905
5 -	52.073	+ 1.120	9:05:33.715	14 -	51.453	9:13:17.358
6 -	51.476	+ 0.523	9:06:25.191	15 -	51.724	9:14:09.082
7 -	51.873	+ 0.920	9:07:17.064	16 -	51.611	9:15:00.693
8 -	52.178	+ 1.225	9:08:09.242	17 -	51.275	9:15:51.968
9 -	51.330	+ 0.377	9:09:00.572			
<b>44</b>	<b>John de RITTER</b>		<b>Delta T79</b>			
1 -	56.949	+ 3.263	9:02:12.061	8 -	53.997	9:08:35.191
2 -	54.576	+ 0.890	9:03:06.637	9 -	<b>53.686</b>	<b>9:09:28.877</b>
3 -	54.593	+ 0.907	9:04:01.230	10 -	53.956	9:10:22.833
4 -	55.781	+ 2.095	9:04:57.011	11 -	54.080	9:11:16.913
5 -	54.748	+ 1.062	9:05:51.759	12 -	54.112	9:12:11.025
6 -	54.822	+ 1.136	9:06:46.581	13 -	54.055	9:13:05.080
7 -	54.613	+ 0.927	9:07:41.194	14 -	54.091	9:13:59.171
<b>45</b>	<b>Trevor ARKELL</b>		<b>Reynard SF81</b>			
1 -	53.902	+ 2.791	9:02:04.512	10 -	51.244	9:09:52.184
2 -	51.829	+ 0.718	9:02:56.341	11 -	<b>51.111</b>	<b>9:10:43.295</b>
3 -	52.562	+ 1.451	9:03:48.903	12 -	51.259	9:11:34.554
4 -	53.233	+ 2.122	9:04:42.136	13 -	53.611	9:12:28.165
5 -	52.425	+ 1.314	9:05:34.561	14 -	51.236	9:13:19.401
6 -	51.469	+ 0.358	9:06:26.030	15 -	51.191	9:14:10.592
7 -	51.335	+ 0.224	9:07:17.365	16 -	51.463	9:15:02.055

Brands Hatch Indy  
Circuit Length = 1.1986 miles  
Start: 09:00 End: 09:16

Weather / Track : Cloudy / Dry

# Historic Formula Ford 2000

## QUALIFYING FOR RACE 1 - LAP ANALYSIS


8 -	52.261	+ 1.150	9:08:09.626	17 -	51.303	+ 0.192	9:15:53.358
9 -	51.314	+ 0.203	9:09:00.940				
<b>49</b>	<b>Tom MILLS</b>			<b>Delta T80</b>			
1 -	53.528	+ 3.200	9:02:08.761	8 -	51.083	+ 0.755	9:08:08.243
2 -	51.437	+ 1.109	9:03:00.198	9 -	50.803	+ 0.475	9:08:59.046
3 -	51.100	+ 0.772	9:03:51.298	10 -	50.615	+ 0.287	9:09:49.661
4 -	51.192	+ 0.864	9:04:42.490	11 -	50.733	+ 0.405	9:10:40.394
5 -	51.425	+ 1.097	9:05:33.915	12 -	50.799	+ 0.471	9:11:31.193
6 -	51.462	+ 1.134	9:06:25.377	13 -	50.528	+ 0.200	9:12:21.721
7 -	51.783	+ 1.455	9:07:17.160	14 -	<b>50.328</b>		<b>9:13:12.049</b>
<b>51</b>	<b>John TAYLOR</b>			<b>Delta T79</b>			
1 -	57.808	+ 5.684	9:02:21.874	9 -	52.875	+ 0.751	9:09:28.037
2 -	54.309	+ 2.185	9:03:16.183	10 -	52.328	+ 0.204	9:10:20.365
3 -	54.353	+ 2.229	9:04:10.536	11 -	52.282	+ 0.158	9:11:12.647
4 -	52.952	+ 0.828	9:05:03.488	12 -	52.393	+ 0.269	9:12:05.040
5 -	52.734	+ 0.610	9:05:56.222	13 -	52.959	+ 0.835	9:12:57.999
6 -	52.711	+ 0.587	9:06:48.933	14 -	52.172	+ 0.048	9:13:50.171
7 -	53.101	+ 0.977	9:07:42.034	15 -	<b>52.124</b>		<b>9:14:42.295</b>
8 -	53.128	+ 1.004	9:08:35.162				
<b>53</b>	<b>Roger PRICE</b>			<b>Delta T79</b>			
1 -	56.036	+ 4.674	9:02:17.168	9 -	52.429	+ 1.067	9:09:18.300
2 -	54.325	+ 2.963	9:03:11.493	10 -	51.533	+ 0.171	9:10:09.833
3 -	51.753	+ 0.391	9:04:03.246	11 -	51.551	+ 0.189	9:11:01.384
4 -	56.038	+ 4.676	9:04:59.284	12 -	<b>51.362</b>		<b>9:11:52.746</b>
5 -	52.106	+ 0.744	9:05:51.390	13 -	51.761	+ 0.399	9:12:44.507
6 -	51.572	+ 0.210	9:06:42.962	14 -	53.509	+ 2.147	9:13:38.016
7 -	51.387	+ 0.025	9:07:34.349	15 -	51.675	+ 0.313	9:14:29.691
8 -	51.522	+ 0.160	9:08:25.871	16 -	54.910	+ 3.548	9:15:24.601
<b>65</b>	<b>Peter DENHAM</b>			<b>Reynard SF78</b>			
1 -	57.883	+ 7.275	9:02:24.384	9 -	51.088	+ 0.480	9:09:17.092
2 -	52.951	+ 2.343	9:03:17.335	10 -	51.122	+ 0.514	9:10:08.214
3 -	52.494	+ 1.886	9:04:09.829	11 -	50.749	+ 0.141	9:10:58.963
4 -	51.355	+ 0.747	9:05:01.184	12 -	50.746	+ 0.138	9:11:49.709
5 -	51.172	+ 0.564	9:05:52.356	13 -	51.315	+ 0.707	9:12:41.024
6 -	51.351	+ 0.743	9:06:43.707	14 -	<b>50.608</b>		<b>9:13:31.632</b>
7 -	50.937	+ 0.329	9:07:34.644	15 -	51.964	+ 1.356	9:14:23.596
8 -	51.360	+ 0.752	9:08:26.004	16 -	51.070	+ 0.462	9:15:14.666
<b>91</b>	<b>Adrian DESOUTTER</b>			<b>Reynard SF79</b>			
1 -	57.196	+ 3.868	9:02:25.801	9 -	54.058	+ 0.730	9:09:46.751
2 -	56.498	+ 3.170	9:03:22.299	10 -	<b>53.328</b>		<b>9:10:40.079</b>
3 -	55.362	+ 2.034	9:04:17.661	11 -	54.985	+ 1.657	9:11:35.064
4 -	55.086	+ 1.758	9:05:12.747	12 -	54.669	+ 1.341	9:12:29.733
5 -	56.209	+ 2.881	9:06:08.956	13 -	53.772	+ 0.444	9:13:23.505
6 -	54.573	+ 1.245	9:07:03.529	14 -	55.649	+ 2.321	9:14:19.154
7 -	54.325	+ 0.997	9:07:57.854	15 -	53.383	+ 0.055	9:15:12.537
8 -	54.839	+ 1.511	9:08:52.693				
<b>98</b>	<b>George FOWLER</b>			<b>Jamun T9</b>			
1 -	57.983	+ 4.931	9:02:27.057	9 -	53.119	+ 0.067	9:09:36.127
2 -	55.061	+ 2.009	9:03:22.118	10 -	53.108	+ 0.056	9:10:29.235
3 -	53.745	+ 0.693	9:04:15.863	11 -	53.622	+ 0.570	9:11:22.857
4 -	53.512	+ 0.460	9:05:09.375	12 -	53.278	+ 0.226	9:12:16.135
5 -	53.506	+ 0.454	9:06:02.881	13 -	<b>53.052</b>		<b>9:13:09.187</b>
6 -	53.130	+ 0.078	9:06:56.011	14 -	53.056	+ 0.004	9:14:02.243
7 -	53.758	+ 0.706	9:07:49.769	15 -	54.093	+ 1.041	9:14:56.336
8 -	53.239	+ 0.187	9:08:43.008				

Brands Hatch Indy  
Circuit Length = 1.1986 miles  
Start: 09:00 End: 09:16

Weather / Track : Cloudy / Dry

# Historic Formula Ford 2000

## QUALIFYING FOR RACE 1 - GRID

ROW 7	53.052 98 George FOWLER	53.328 91 Adrian DESOUTTER
ROW 6	50.608 65 Peter DENHAM	51.362 53 Roger PRICE
ROW 5	52.124 51 John TAYLOR	50.328 49 Tom MILLS
ROW 4	51.111 45 Trevor ARKELL	53.686 44 John de RITTER
ROW 3	50.953 35 Colin WRIGHT	53.877 29 Eric HOULT
ROW 2	51.898 25 Antony RAINE	51.960 15 Roderick STEAD
ROW 1	51.605 14 Iain ROWLEY	
<b>Pole</b>		
		

Brands Hatch Indy  
Circuit Length = 1.1986 miles

**These results are provisional until the conclusion of any judicial and technical matters.**

Clerk of Course :		Timekeeper :
-------------------	--	--------------

# Historic Formula Ford 2000

## RACE 1 - CLASSIFICATION

POS	NO	CL	NAME	ENTRY	LAPS	TIME	GAP	DIFF	MPH	BEST	ON
1	65		<b>Peter DENHAM</b>	Reynard SF78	23	20:38.036			80.16	51.168	15
2	35		<b>Colin WRIGHT</b>	Reynard SF79	23	20:39.783	1.747	1.747	80.05	51.035	12
3	45		<b>Trevor ARKELL</b>	Reynard SF81	23	20:54.571	16.535	14.788	79.10	51.525	12
4	14		<b>Iain ROWLEY</b>	Delta T79	23	20:59.349	21.313	4.778	78.80	52.067	15
5	53		<b>Roger PRICE</b>	Delta T79	23	20:59.727	21.691	0.378	78.78	52.045	15
6	25		<b>Antony RAINE</b>	Merlyn MK28	23	21:03.720	25.684	3.993	78.53	52.161	15
7	51		<b>John TAYLOR</b>	Delta T79	23	21:13.510	35.474	9.790	77.93	52.514	7
8	91		<b>Adrian DESOUTTER</b>	Reynard SF79	23	21:26.430	48.394	12.920	77.14	53.334	18
9	98		<b>George FOWLER</b>	Jamun T9	22	20:38.622	1 lap	1 lap	76.64	53.540	12
10	44		<b>John de RITTER</b>	Delta T79	22	20:39.655	1 lap	1.033	76.57	53.633	13
NOT CLASSIFIED											
DNF	49		<b>Tom MILLS</b>	Delta T80	11	10:25.226	12 laps	11 laps	75.91	51.470	2
DNF	29		<b>Eric HOULT</b>	Lola T580	1	1:04.676	22 laps	10 laps	66.71	1:04.676	1
DNF	15		<b>Roderick STEAD</b>	Reynard SF77	0						
FASTEST LAP											
	35		<b>Colin WRIGHT</b>	Reynard SF79	12	51.035			84.55 mph	136.07 kph	

Weather / Track : Cloudy / Dry

These results are provisional until the conclusion of any judicial and technical matters.

Brands Hatch Indy  
Circuit Length = 1.1986 miles  
Start: 13:02 End: 13:24

Clerk of Course :

Timekeeper :

# Historic Formula Ford 2000

## RACE 1 - LAP CHART

Lap 1			Lap 2			Lap 3			Lap 4			Lap 5		
No	Behind	Laptime	No	Behind	Laptime	No	Behind	Laptime	No	Behind	Laptime	No	Behind	Laptime
49		57.416	49		51.470	49		1:03.017	49		1:07.739	49		1:09.495
65	0.457	57.873	65	0.798	51.811	65	0.773	1:02.992	65	0.809	1:07.775	65	0.687	1:09.373
35	0.855	58.271	35	1.062	51.677	35	1.294	1:03.249	35	1.491	1:07.936	35	1.210	1:09.214
45	1.439	58.855	45	1.774	51.805	45	2.264	1:03.507	45	2.072	1:07.547	45	1.847	1:09.270
14	2.516	59.932	14	3.220	52.174	14	3.399	1:03.196	14	2.481	1:06.821	14	3.444	1:10.458
53	2.751	1:00.167	53	4.176	52.895	53	4.059	1:02.900	53	2.884	1:06.564	53	3.697	1:10.308
25	3.521	1:00.937	25	4.896	52.845	25	4.459	1:02.580	25	3.206	1:06.486	25	4.215	1:10.504
91	5.843	1:03.259	51	9.249	54.799	51	5.967	59.735	51	4.391	1:06.163	51	4.797	1:09.901
51	5.920	1:03.336	91	10.033	55.660	91	6.576	59.560	91	5.236	1:06.399	91	5.676	1:09.935
44	6.867	1:04.283	44	10.473	55.076	44	8.014	1:00.558	44	5.755	1:05.480	44	7.298	1:11.038
29	7.260	1:04.676	98	11.344	55.002	98	8.279	59.952	98	6.194	1:05.654	98	8.464	1:11.765
98	7.812	1:05.228												

# Historic Formula Ford 2000

## RACE 1 - LAP CHART

Lap 6			Lap 7			Lap 8			Lap 9			Lap 10		
No	Behind	Laptime	No	Behind	Laptime	No	Behind	Laptime	No	Behind	Laptime	No	Behind	Laptime
49		51.737	65		51.676	65		51.744	65		51.726	65		51.556
65	0.521	51.571	49	0.449	52.646	35	0.968	52.064	35	1.550	52.308	35	1.110	51.116
35	1.030	51.557	35	0.648	51.815	49	1.007	52.302	45	2.536	52.434	45	3.174	52.194
45	2.035	51.925	45	1.966	52.128	45	1.828	51.606	49	2.892	53.611	49	4.524	53.188
14	4.739	53.032	14	5.061	52.519	14	6.804	53.487	14	8.453	53.375	14	9.700	52.803
53	5.011	53.051	53	5.525	52.711	53	7.170	53.389	53	8.688	53.244	53	9.841	52.709
25	5.510	53.032	25	5.977	52.664	25	7.660	53.427	25	9.015	53.081	25	10.422	52.963
51	6.264	53.204	51	6.581	52.514	51	8.351	53.514	51	9.968	53.343	51	11.736	53.324
91	8.203	54.264	91	9.878	53.872	91	13.149	55.015	91	15.447	54.024	91	18.015	54.124
44	10.857	55.296	98	13.023	53.914	98	15.514	54.235	98	17.612	53.824	98	20.054	53.998
98	11.306	54.579	44	13.668	55.008	44	16.100	54.176	44	18.493	54.119	44	21.069	54.132



# Historic Formula Ford 2000

## RACE 1 - LAP CHART

Lap 11			Lap 12			Lap 13			Lap 14			Lap 15		
No	Behind	Laptime	No	Behind	Laptime	No	Behind	Laptime	No	Behind	Laptime	No	Behind	Laptime
65		51.171	65		51.589	65		51.345	65		51.329	65		51.168
35	1.145	51.206	35	0.591	51.035	35	0.614	51.368	35	0.743	51.458	35	0.952	51.377
45	4.009	52.006	45	3.945	51.525	45	5.905	53.305	45	7.353	52.777	45	8.023	51.838
49	5.958	52.605	14	12.131	52.681	14	13.311	52.525	14	14.157	52.175	14	15.056	52.067
14	11.039	52.510	53	12.570	52.927	53	14.035	52.810	53	14.759	52.053	53	15.636	52.045
53	11.232	52.562	25	12.991	52.683	25	14.375	52.729	25	15.745	52.699	25	16.738	52.161
25	11.897	52.646	51	14.755	52.838	51	16.913	53.503	51	18.837	53.253	51	20.910	53.241
51	13.506	52.941	91	23.706	54.178	91	26.357	53.996	91	28.990	53.962	91	31.527	53.705
91	21.117	54.273	98	24.995	53.540	98	28.001	54.351	98	30.997	54.325	98	33.723	53.894
98	23.044	54.161	44	25.947	53.726	44	28.235	53.633	44	31.189	54.283	44	34.089	54.068
44	23.810	53.912												

# Historic Formula Ford 2000

## RACE 1 - LAP CHART

Lap 16			Lap 17			Lap 18			Lap 19			Lap 20		
No	Behind	Laptime	No	Behind	Laptime	No	Behind	Laptime	No	Behind	Laptime	No	Behind	Laptime
65		51.360	65		51.540	65		51.647	65		51.645	65		51.786
35	0.727	51.135	35	0.509	51.322	35	0.615	51.753	35	0.468	51.498	35	0.386	51.704
45	8.764	52.101	45	9.608	52.384	45	10.577	52.616	45	11.680	52.748	45	12.581	52.687
14	16.107	52.411	14	17.109	52.542	14	17.728	52.266	14	18.175	52.092	14	18.903	52.514
53	16.612	52.336	53	17.720	52.648	53	18.286	52.213	53	18.840	52.199	53	19.462	52.408
25	17.804	52.426	25	19.074	52.810	25	20.122	52.695	25	21.208	52.731	25	22.212	52.790
51	22.986	53.436	51	25.220	53.774	51	27.681	54.108	51	29.406	53.370	51	30.848	53.228
91	33.891	53.724	91	35.980	53.629	91	37.667	53.334	91	39.667	53.645	91	41.508	53.627
98	36.246	53.883	98	38.634	53.928	98	42.033	55.046	98	44.476	54.088	98	46.952	54.262
44	36.746	54.017	44	39.335	54.129	44	42.708	55.020	44	45.566	54.503	44	47.981	54.201

# Historic Formula Ford 2000

## RACE 1 - LAP CHART

Lap 21			Lap 22			Lap 23		
No	Behind	Laptime	No	Behind	Laptime	No	Behind	Laptime
65		51.467	65		51.811	65		52.081
35	0.512	51.593	35	0.300	51.599	98	1 LAP	54.384
45	14.151	53.037	45	14.883	52.543	44	1 LAP	54.605
14	19.978	52.542	14	20.842	52.675	35	1.747	53.528
53	20.535	52.540	53	21.026	52.302	45	16.535	53.733
25	23.735	52.990	25	24.896	52.972	14	21.313	52.552
51	32.368	52.987	51	34.355	53.798	53	21.691	52.746
91	44.132	54.091	91	46.628	54.307	25	25.684	52.869
98	50.094	54.609				51	35.474	53.200
44	50.906	54.392				91	48.394	53.847

## 70's Road Sports

### QUALIFYING FOR RACE 2 - CLASSIFICATION

POS	NO	CL	NAME	ENTRY	TIME	ON	LAPS	GAP	DIFF	MPH
1	19	A	Richard PLANT	Morgan Plus 8	55.786	4	14			77.35
2	64	A	Paul ANDERSON	Porsche 928	56.162	9	15	0.376	0.376	76.83
3	1	C	Rory STOCKBRIDGE	Lotus Europa	56.245	10	15	0.459	0.083	76.71
4	9	B	Julian BARTER	TVR 3000M	57.214	9	11	1.428	0.969	75.41
5	44	C	Alan HARPER	Lotus Elan S4	57.497	14	14	1.711	0.283	75.04
6	29	A	Phil BRIGGS	Porsche 928	57.547	4	14	1.761	0.050	74.98
7	15	Inv	Philip MCKELVEY	Morgan Plus 8	57.972	11	14	2.186	0.425	74.43
8	5	D2	Ian JACOBS	Jensen Healey	58.008	11	13	2.222	0.036	74.38
9	86	B	Christina TOTTY	TVR 3000M	58.566	12	14	2.780	0.558	73.67
10	37	B	Josh SADLER	Porsche 911	58.990	14	14	3.204	0.424	73.14
11	20	Inv	Scott WINNARD	TVR Taimar	1:00.026	11	14	4.240	1.036	71.88
12	61	D2	Luke CLARK-BAGNALL	Triumph GT6 Mk3	1:00.218	5	13	4.432	0.192	71.65
13	26	B	Paul STAFFORD	Datsun 240Z	1:00.453	4	13	4.667	0.235	71.37
14	96	B	Nigel BARNETT	Ford Capri 3000	1:00.871	12	14	5.085	0.418	70.88
15	76	D2	David ERWIN	Alfa Romeo 2000	1:03.324	11	12	7.538	2.453	68.14
16	4	D1	Ken RORRISON	Lancia Fulvia	1:04.523	10	13	8.737	1.199	66.87
17	81	D2	John DOBSON	Alfa Romeo 2000	1:05.364	6	12	9.578	0.841	66.01
18	25	E	Stuart DOWNWARD	Lancia Fulvia	1:06.221	7	12	10.435	0.857	65.16
19	80	D2	David LANE	Jensen Healey	1:15.741	1	1	19.955	9.520	56.97

Weather / Track : Cloudy / Dry

These results are provisional until the conclusion of any judicial and technical matters.

Brands Hatch Indy  
Circuit Length = 1.1986 miles  
Start: 09:18 End: 09:34

Clerk of Course :

Timekeeper :

# 70's Road Sports

## QUALIFYING FOR RACE 2 - LAP ANALYSIS

<b>1</b>	<b>Rory STOCKBRIDGE</b>		Lotus Europa				
1 -	1:01.535	+ 5.290	9:21:15.666	9 -	57.377	+ 1.132	9:28:56.746
2 -	1:00.069	+ 3.824	9:22:15.735	10 -	<b>56.245</b>		<b>9:29:52.991</b>
3 -	58.109	+ 1.864	9:23:13.844	11 -	56.359	+ 0.114	9:30:49.350
4 -	57.524	+ 1.279	9:24:11.368	12 -	58.086	+ 1.841	9:31:47.436
5 -	57.304	+ 1.059	9:25:08.672	13 -	58.952	+ 2.707	9:32:46.388
6 -	57.051	+ 0.806	9:26:05.723	14 -	58.964	+ 2.719	9:33:45.352
7 -	56.898	+ 0.653	9:27:02.621	15 -	56.695	+ 0.450	9:34:42.047
8 -	56.748	+ 0.503	9:27:59.369				
<b>4</b>	<b>Ken RORRISON</b>		Lancia Fulvia				
1 -	1:13.858	+ 9.335	9:21:43.255	8 -	1:04.633	+ 0.110	9:29:23.925
2 -	1:05.912	+ 1.389	9:22:49.167	9 -	1:04.835	+ 0.312	9:30:28.760
3 -	1:05.480	+ 0.957	9:23:54.647	10 -	<b>1:04.523</b>		<b>9:31:33.283</b>
4 -	1:05.654	+ 1.131	9:25:00.301	11 -	1:05.745	+ 1.222	9:32:39.028
5 -	1:05.582	+ 1.059	9:26:05.883	12 -	1:07.368	+ 2.845	9:33:46.396
6 -	1:06.071	+ 1.548	9:27:11.954	13 -	1:05.255	+ 0.732	9:34:51.651
7 -	1:07.338	+ 2.815	9:28:19.292				
<b>5</b>	<b>Ian JACOBS</b>		Jensen Healey				
1 -	1:00.044	+ 2.036	9:21:08.752	8 -	58.025	+ 0.017	9:27:58.534
2 -	58.981	+ 0.973	9:22:07.733	9 -	58.236	+ 0.228	9:28:56.770
3 -	58.818	+ 0.810	9:23:06.551	10 -	58.639	+ 0.631	9:29:55.409
4 -	59.162	+ 1.154	9:24:05.713	11 -	<b>58.008</b>		<b>9:30:53.417</b>
5 -	58.258	+ 0.250	9:25:03.971	12 -	1:01.377	+ 3.369	9:31:54.794
6 -	58.322	+ 0.314	9:26:02.293	13 -	1:26.652 P	+ 28.644	9:33:21.446
7 -	58.216	+ 0.208	9:27:00.509				
<b>9</b>	<b>Julian BARTER</b>		TVR 3000M				
1 -	1:02.396	+ 5.182	9:21:33.073	7 -	57.281	+ 0.067	9:27:21.431
2 -	58.755	+ 1.541	9:22:31.828	8 -	57.309	+ 0.095	9:28:18.740
3 -	57.399	+ 0.185	9:23:29.227	9 -	<b>57.214</b>		<b>9:29:15.954</b>
4 -	59.473	+ 2.259	9:24:28.700	10 -	58.576	+ 1.362	9:30:14.530
5 -	57.953	+ 0.739	9:25:26.653	11 -	1:27.444 P	+ 30.230	9:31:41.974
6 -	57.497	+ 0.283	9:26:24.150				
<b>15</b>	<b>Philip MCKELVEY</b>		Morgan Plus 8				
1 -	1:02.005	+ 4.033	9:21:15.064	8 -	58.649	+ 0.677	9:28:07.018
2 -	59.978	+ 2.006	9:22:15.042	9 -	58.703	+ 0.731	9:29:05.721
3 -	1:00.022	+ 2.050	9:23:15.064	10 -	58.610	+ 0.638	9:30:04.331
4 -	58.257	+ 0.285	9:24:13.321	11 -	<b>57.972</b>		<b>9:31:02.303</b>
5 -	58.260	+ 0.288	9:25:11.581	12 -	58.404	+ 0.432	9:32:00.707
6 -	58.194	+ 0.222	9:26:09.775	13 -	1:01.454	+ 3.482	9:33:02.161
7 -	58.594	+ 0.622	9:27:08.369	14 -	1:02.253	+ 4.281	9:34:04.414
<b>19</b>	<b>Richard PLANT</b>		Morgan Plus 8				
1 -	59.899	+ 4.113	9:21:09.150	8 -	56.685	+ 0.899	9:27:51.941
2 -	58.040	+ 2.254	9:22:07.190	9 -	56.326	+ 0.540	9:28:48.267
3 -	56.483	+ 0.697	9:23:03.673	10 -	1:01.818	+ 6.032	9:29:50.085
4 -	<b>55.786</b>		<b>9:23:59.459</b>	11 -	58.355	+ 2.569	9:30:48.440
5 -	57.164	+ 1.378	9:24:56.623	12 -	59.966	+ 4.180	9:31:48.406
6 -	1:02.208	+ 6.422	9:25:58.831	13 -	1:02.746	+ 6.960	9:32:51.152
7 -	56.425	+ 0.639	9:26:55.256	14 -	1:06.851	+ 11.065	9:33:58.003
<b>20</b>	<b>Scott WINNARD</b>		TVR Taimar				
1 -	1:03.791	+ 3.765	9:21:33.068	8 -	1:00.496	+ 0.470	9:28:44.144
2 -	1:03.563	+ 3.537	9:22:36.631	9 -	1:00.366	+ 0.340	9:29:44.510
3 -	1:02.680	+ 2.654	9:23:39.311	10 -	1:00.573	+ 0.547	9:30:45.083
4 -	1:01.697	+ 1.671	9:24:41.008	11 -	<b>1:00.026</b>		<b>9:31:45.109</b>
5 -	1:01.264	+ 1.238	9:25:42.272	12 -	1:01.727	+ 1.701	9:32:46.836
6 -	1:00.540	+ 0.514	9:26:42.812	13 -	1:01.714	+ 1.688	9:33:48.550
7 -	1:00.836	+ 0.810	9:27:43.648	14 -	1:00.607	+ 0.581	9:34:49.157

Brands Hatch Indy  
Circuit Length = 1.1986 miles  
Start: 09:18 End: 09:34

Weather / Track : Cloudy / Dry

## 70's Road Sports

### QUALIFYING FOR RACE 2 - LAP ANALYSIS

<b>25</b>	<b>Stuart DOWNWARD</b>		<b>Lancia Fulvia</b>			
1 -	1:11.698	+ 5.477	9:21:39.338	7 -	<b>1:06.221</b>	<b>9:28:29.034</b>
2 -	1:09.818	+ 3.597	9:22:49.156	8 -	1:07.330	+ 1.109 9:29:36.364
3 -	1:08.637	+ 2.416	9:23:57.793	9 -	1:09.553	+ 3.332 9:30:45.917
4 -	1:07.762	+ 1.541	9:25:05.555	10 -	1:08.126	+ 1.905 9:31:54.043
5 -	1:09.742	+ 3.521	9:26:15.297	11 -	1:09.596	+ 3.375 9:33:03.639
6 -	1:07.516	+ 1.295	9:27:22.813	12 -	1:06.399	+ 0.178 9:34:10.038
<b>26</b>	<b>Paul STAFFORD</b>		<b>Datsun 240Z</b>			
1 -	1:04.272	+ 3.819	9:21:34.287	8 -	1:11.621	+ 11.168 9:29:10.294
2 -	1:01.106	+ 0.653	9:22:35.393	9 -	1:05.355	+ 4.902 9:30:15.649
3 -	1:00.815	+ 0.362	9:23:36.208	10 -	1:11.176	+ 10.723 9:31:26.825
4 -	<b>1:00.453</b>		<b>9:24:36.661</b>	11 -	1:11.082	+ 10.629 9:32:37.907
5 -	1:02.270	+ 1.817	9:25:38.931	12 -	1:11.950	+ 11.497 9:33:49.857
6 -	1:09.510	+ 9.057	9:26:48.441	13 -	1:03.628	+ 3.175 9:34:53.485
7 -	1:10.232	+ 9.779	9:27:58.673			
<b>29</b>	<b>Phil BRIGGS</b>		<b>Porsche 928</b>			
1 -	1:02.354	+ 4.807	9:21:23.058	8 -	57.854	+ 0.307 9:28:11.480
2 -	59.347	+ 1.800	9:22:22.405	9 -	57.939	+ 0.392 9:29:09.419
3 -	58.049	+ 0.502	9:23:20.454	10 -	57.694	+ 0.147 9:30:07.113
4 -	<b>57.547</b>		<b>9:24:18.001</b>	11 -	1:08.764	+ 11.217 9:31:15.877
5 -	59.360	+ 1.813	9:25:17.361	12 -	1:01.145	+ 3.598 9:32:17.022
6 -	58.133	+ 0.586	9:26:15.494	13 -	57.988	+ 0.441 9:33:15.010
7 -	58.132	+ 0.585	9:27:13.626	14 -	57.772	+ 0.225 9:34:12.782
<b>37</b>	<b>Josh SADLER</b>		<b>Porsche 911</b>			
1 -	1:03.418	+ 4.428	9:21:35.084	8 -	59.978	+ 0.988 9:28:35.728
2 -	1:01.919	+ 2.929	9:22:37.003	9 -	59.700	+ 0.710 9:29:35.428
3 -	59.633	+ 0.643	9:23:36.636	10 -	59.396	+ 0.406 9:30:34.824
4 -	1:00.045	+ 1.055	9:24:36.681	11 -	59.309	+ 0.319 9:31:34.133
5 -	59.600	+ 0.610	9:25:36.281	12 -	59.872	+ 0.882 9:32:34.005
6 -	1:00.144	+ 1.154	9:26:36.425	13 -	59.212	+ 0.222 9:33:33.217
7 -	59.325	+ 0.335	9:27:35.750	14 -	<b>58.990</b>	<b>9:34:32.207</b>
<b>44</b>	<b>Alan HARPER</b>		<b>Lotus Elan S4</b>			
1 -	1:02.765	+ 5.268	9:21:12.712	8 -	57.867	+ 0.370 9:28:05.764
2 -	59.295	+ 1.798	9:22:12.007	9 -	58.366	+ 0.869 9:29:04.130
3 -	59.134	+ 1.637	9:23:11.141	10 -	57.893	+ 0.396 9:30:02.023
4 -	59.448	+ 1.951	9:24:10.589	11 -	58.110	+ 0.613 9:31:00.133
5 -	59.427	+ 1.930	9:25:10.016	12 -	58.101	+ 0.604 9:31:58.234
6 -	59.044	+ 1.547	9:26:09.060	13 -	59.930	+ 2.433 9:32:58.164
7 -	58.837	+ 1.340	9:27:07.897	14 -	<b>57.497</b>	<b>9:33:55.661</b>
<b>61</b>	<b>Luke CLARK-BAGNALL</b>		<b>Triumph GT6 Mk3</b>			
1 -	1:04.200	+ 3.982	9:21:34.348	8 -	1:00.219	+ 0.001 9:28:51.988
2 -	1:02.732	+ 2.514	9:22:37.080	9 -	1:00.350	+ 0.132 9:29:52.338
3 -	1:12.945	+ 12.727	9:23:50.025	10 -	1:00.555	+ 0.337 9:30:52.893
4 -	1:00.693	+ 0.475	9:24:50.718	11 -	1:01.695	+ 1.477 9:31:54.588
5 -	<b>1:00.218</b>		<b>9:25:50.936</b>	12 -	1:03.942	+ 3.724 9:32:58.530
6 -	1:00.228	+ 0.010	9:26:51.164	13 -	1:00.331	+ 0.113 9:33:58.861
7 -	1:00.605	+ 0.387	9:27:51.769			
<b>64</b>	<b>Paul ANDERSON</b>		<b>Porsche 928</b>			
1 -	58.615	+ 2.453	9:21:18.637	9 -	<b>56.162</b>	<b>9:28:56.956</b>
2 -	57.473	+ 1.311	9:22:16.110	10 -	56.434	+ 0.272 9:29:53.390
3 -	58.183	+ 2.021	9:23:14.293	11 -	56.643	+ 0.481 9:30:50.033
4 -	57.368	+ 1.206	9:24:11.661	12 -	57.470	+ 1.308 9:31:47.503
5 -	57.177	+ 1.015	9:25:08.838	13 -	57.306	+ 1.144 9:32:44.809
6 -	58.661	+ 2.499	9:26:07.499	14 -	57.516	+ 1.354 9:33:42.325
7 -	56.998	+ 0.836	9:27:04.497	15 -	57.406	+ 1.244 9:34:39.731
8 -	56.297	+ 0.135	9:28:00.794			

Brands Hatch Indy  
Circuit Length = 1.1986 miles  
Start: 09:18 End: 09:34

Weather / Track : Cloudy / Dry


## 70's Road Sports

### QUALIFYING FOR RACE 2 - LAP ANALYSIS

<b>76</b>	<b>David ERWIN</b>		Alfa Romeo 2000				
1 -	1:09.622	+ 6.298	9:21:56.532	7 -	1:03.889	+ 0.565	9:28:32.185
2 -	1:07.716	+ 4.392	9:23:04.248	8 -	1:04.828	+ 1.504	9:29:37.013
3 -	1:06.944	+ 3.620	9:24:11.192	9 -	1:06.718	+ 3.394	9:30:43.731
4 -	1:07.679	+ 4.355	9:25:18.871	10 -	1:05.328	+ 2.004	9:31:49.059
5 -	1:04.580	+ 1.256	9:26:23.451	11 -	<b>1:03.324</b>		<b>9:32:52.383</b>
6 -	1:04.845	+ 1.521	9:27:28.296	12 -	1:03.748	+ 0.424	9:33:56.131
<b>80</b>	<b>David LANE</b>		Jensen Healey				
1 -	<b>1:15.741</b>		<b>9:21:44.698</b>				
<b>81</b>	<b>John DOBSON</b>		Alfa Romeo 2000				
1 -	1:10.158	+ 4.794	9:21:55.075	7 -	1:07.363	+ 1.999	9:28:38.286
2 -	1:09.350	+ 3.986	9:23:04.425	8 -	1:06.352	+ 0.988	9:29:44.638
3 -	1:09.086	+ 3.722	9:24:13.511	9 -	1:05.990	+ 0.626	9:30:50.628
4 -	1:06.620	+ 1.256	9:25:20.131	10 -	1:07.176	+ 1.812	9:31:57.804
5 -	1:05.428	+ 0.064	9:26:25.559	11 -	1:06.670	+ 1.306	9:33:04.474
6 -	<b>1:05.364</b>		<b>9:27:30.923</b>	12 -	1:07.137	+ 1.773	9:34:11.611
<b>86</b>	<b>Christina TOTTY</b>		TVR 3000M				
1 -	1:03.270	+ 4.704	9:21:12.866	8 -	58.654	+ 0.088	9:28:13.941
2 -	1:01.603	+ 3.037	9:22:14.469	9 -	58.734	+ 0.168	9:29:12.675
3 -	1:00.233	+ 1.667	9:23:14.702	10 -	58.654	+ 0.088	9:30:11.329
4 -	59.917	+ 1.351	9:24:14.619	11 -	59.316	+ 0.750	9:31:10.645
5 -	1:00.651	+ 2.085	9:25:15.270	12 -	<b>58.566</b>		<b>9:32:09.211</b>
6 -	59.533	+ 0.967	9:26:14.803	13 -	59.142	+ 0.576	9:33:08.353
7 -	1:00.484	+ 1.918	9:27:15.287	14 -	59.811	+ 1.245	9:34:08.164
<b>96</b>	<b>Nigel BARNETT</b>		Ford Capri 3000				
1 -	1:04.722	+ 3.851	9:21:22.693	8 -	1:02.096	+ 1.225	9:28:34.979
2 -	1:02.745	+ 1.874	9:22:25.438	9 -	1:02.169	+ 1.298	9:29:37.148
3 -	1:01.861	+ 0.990	9:23:27.299	10 -	1:03.474	+ 2.603	9:30:40.622
4 -	1:01.949	+ 1.078	9:24:29.248	11 -	1:01.353	+ 0.482	9:31:41.975
5 -	1:01.021	+ 0.150	9:25:30.269	12 -	<b>1:00.871</b>		<b>9:32:42.846</b>
6 -	1:01.198	+ 0.327	9:26:31.467	13 -	1:06.428	+ 5.557	9:33:49.274
7 -	1:01.416	+ 0.545	9:27:32.883	14 -	1:01.801	+ 0.930	9:34:51.075

# 70's Road Sports

## RACE 2 - GRID

ROW 10	1:15.741 80 David LANE	
ROW 9	1:05.364 81 John DOBSON	1:06.221 25 Stuart DOWNWARD
ROW 8	1:03.324 76 David ERWIN	1:04.523 4 Ken RORRISON
ROW 7	1:00.453 26 Paul STAFFORD	1:00.871 96 Nigel BARNETT
ROW 6	1:00.026 20 Scott WINNARD	1:00.218 61 Luke CLARK-BAGNALL
ROW 5	58.566 86 Christina TOTTY	58.990 37 Josh SADLER
ROW 4	57.972 15 Philip MCKELVEY	58.008 5 Ian JACOBS
ROW 3	57.497 44 Alan HARPER	57.547 29 Phil BRIGGS
ROW 2	56.245 1 Rory STOCKBRIDGE	57.214 9 Julian BARTER
ROW 1	55.786 19 Richard PLANT	56.162 64 Paul ANDERSON
<b>Pole</b>		
		

Brands Hatch Indy  
Circuit Length = 1.1986 miles

**These results are provisional until the conclusion of any judicial and technical matters.**

Clerk of Course :		Timekeeper :
-------------------	--	--------------



# 70's Road Sports

## RACE 2 - CLASSIFICATION

POS	NO	CL	NAME	ENTRY	LAPS	TIME	GAP	DIFF	MPH	BEST	ON
1	64	A	Paul ANDERSON	Porsche 928	21	20:12.859			74.71	56.941	4
2	19	A	Richard PLANT	Morgan Plus 8	21	20:12.973	0.114	0.114	74.70	56.648	4
3	1	C	Rory STOCKBRIDGE	Lotus Europa	21	20:26.490	13.631	13.517	73.88	57.014	10
4	15	Inv	Philip MCKELVEY	Morgan Plus 8	21	20:33.204	20.345	6.714	73.48	57.407	19
5	44	C	Alan HARPER	Lotus Elan S4	21	20:36.833	23.974	3.629	73.26	57.615	4
6	29	A	Phil BRIGGS	Porsche 928	21	20:47.667	34.808	10.834	72.62	58.070	2
7	5	D2	Ian JACOBS	Jensen Healey	21	20:48.874	36.015	1.207	72.55	58.451	16
8	86	B	Christina TOTTY	TVR 3000M	20	20:16.606	1 lap	1 lap	70.93	59.081	6
9	61	D2	Luke CLARK-BAGNALL	Triumph GT6 Mk3	20	20:21.420	1 lap	4.814	70.65	59.929	13
10	37	B	Josh SADLER	Porsche 911	20	20:35.642	1 lap	14.222	69.84	59.840	3
11	26	B	Paul STAFFORD	Datsun 240Z	20	20:47.842	1 lap	12.200	69.16	1:01.010	5
12	96	B	Nigel BARNETT	Ford Capri 3000	20	20:49.766	1 lap	1.924	69.05	1:00.995	3
13	80	D2	David LANE	Jensen Healey	19	20:19.152	2 laps	1 lap	67.24	1:02.385	19
14	76	D2	David ERWIN	Alfa Romeo 2000	19	20:42.486	2 laps	23.334	65.98	1:03.906	12
15	81	D2	John DOBSON	Alfa Romeo 2000	19	20:45.402	2 laps	2.916	65.83	1:03.920	19
16	4	D1	Ken RORRISON	Lancia Fulvia	19	21:01.830	2 laps	16.428	64.97	1:04.720	18
17	25	E	Stuart DOWNWARD	Lancia Fulvia	18	20:37.380	3 laps	1 lap	62.77	1:07.112	4

### NOT CLASSIFIED

DNF	9	B	Julian BARTER	TVR 3000M	11	10:43.009	10 laps	7 laps	73.81	57.178	5
DNF	20	Inv	Scott WINNARD	TVR Taimar	12	13:13.670	9 laps	0.000	65.24	1:00.526	3

### FASTEST LAP

19	A	Richard PLANT	Morgan Plus 8	4	56.648	76.17 mph	122.58 kph
1	C	Rory STOCKBRIDGE	Lotus Europa	10	57.014	75.68 mph	121.80 kph
9	B	Julian BARTER	TVR 3000M	5	57.178	75.46 mph	121.45 kph
15	Inv	Philip MCKELVEY	Morgan Plus 8	19	57.407	75.16 mph	120.96 kph
5	D2	Ian JACOBS	Jensen Healey	16	58.451	73.82 mph	118.80 kph
4	D1	Ken RORRISON	Lancia Fulvia	18	1:04.720	66.67 mph	107.29 kph
25	E	Stuart DOWNWARD	Lancia Fulvia	4	1:07.112	64.29 mph	103.47 kph

Weather / Track : Bright / Dry

These results are provisional until the conclusion of any judicial and technical matters.

Brands Hatch Indy  
Circuit Length = 1.1986 miles  
Start: 13:31 End: 13:53

Clerk of Course :	Timekeeper :
-------------------	--------------

# 70's Road Sports

## RACE 2 - LAP CHART

Lap 1			Lap 2			Lap 3			Lap 4			Lap 5		
No	Behind	Laptime	No	Behind	Laptime	No	Behind	Laptime	No	Behind	Laptime	No	Behind	Laptime
64		1:02.951	64		57.204	64		57.062	64		56.941	64		57.336
9	2.348	1:05.299	9	2.883	57.739	19	3.766	57.891	19	3.473	56.648	19	2.819	56.682
19	2.463	1:05.414	19	2.937	57.678	9	3.854	58.033	9	4.920	58.007	9	4.762	57.178
44	3.277	1:06.228	44	4.149	58.076	44	4.839	57.752	44	5.513	57.615	44	6.466	58.289
1	3.608	1:06.559	1	4.404	58.000	1	5.249	57.907	1	5.801	57.493	1	6.940	58.475
29	4.533	1:07.484	29	5.399	58.070	15	6.782	58.069	15	8.137	58.296	15	8.826	58.025
15	4.991	1:07.942	15	5.775	57.988	29	7.841	59.504	29	9.501	58.601	29	10.408	58.243
5	6.254	1:09.205	5	7.792	58.742	5	9.586	58.856	5	11.661	59.016	5	13.133	58.808
86	6.464	1:09.415	86	9.965	1:00.705	86	12.492	59.589	86	14.993	59.442	86	17.476	59.819
61	7.372	1:10.323	61	11.134	1:00.966	37	13.947	59.840	37	17.251	1:00.245	37	19.938	1:00.023
37	7.955	1:10.906	37	11.169	1:00.418	61	14.808	1:00.736	61	18.226	1:00.359	61	20.885	59.995
20	8.637	1:11.588	20	12.960	1:01.527	20	16.424	1:00.526	20	21.815	1:02.332	20	25.318	1:00.839
96	8.787	1:11.738	96	13.236	1:01.653	96	17.169	1:00.995	26	22.214	1:01.334	26	25.888	1:01.010
26	9.210	1:12.161	26	13.701	1:01.695	26	17.821	1:01.182	96	22.683	1:02.455	96	26.586	1:01.239
80	10.286	1:13.237	80	16.076	1:02.994	80	22.374	1:03.360	80	28.915	1:03.482	80	35.269	1:03.690
76	12.239	1:15.190	76	19.266	1:04.231	76	27.571	1:05.367	76	34.818	1:04.188	76	42.161	1:04.679
81	13.486	1:16.437	81	21.163	1:04.881	81	28.838	1:04.737	81	36.992	1:05.095	81	44.415	1:04.759
4	14.065	1:17.016	4	22.046	1:05.185	4	29.802	1:04.818	4	37.801	1:04.940	4	45.647	1:05.182
25	16.680	1:19.631	25	27.293	1:07.817	25	38.080	1:07.849	25	48.251	1:07.112			

**70's Road Sports**  
**RACE 2 - LAP CHART**

Lap 6			Lap 7			Lap 8			Lap 9			Lap 10		
No	Behind	Laptime	No	Behind	Laptime	No	Behind	Laptime	No	Behind	Laptime	No	Behind	Laptime
64		57.058	64		57.620	64		57.452	64		57.926	64		57.766
25	1 LAP	1:07.554	19	3.021	57.948	81	1 LAP	1:04.455	19	3.572	58.197	19	3.515	57.709
19	2.693	56.932	9	5.878	58.180	19	3.301	57.732	9	6.135	57.940	80	1 LAP	1:04.882
9	5.318	57.614	1	9.209	59.122	9	6.121	57.695	76	1 LAP	1:05.535	9	6.095	57.726
44	7.670	58.262	44	10.253	1:00.203	4	1 LAP	1:07.468	1	8.144	57.051	1	7.392	57.014
1	7.707	57.825	15	10.446	58.651	1	9.019	57.262	81	1 LAP	1:04.710	44	12.375	58.800
15	9.415	57.647	25	1 LAP	1:09.071	44	10.842	58.041	44	11.341	58.425	15	13.562	59.824
29	12.068	58.718	29	13.588	59.140	15	11.377	58.383	15	11.504	58.053	76	1 LAP	1:06.089
5	14.712	58.637	5	16.338	59.246	29	15.381	59.245	4	1 LAP	1:05.732	81	1 LAP	1:05.652
86	19.499	59.081	20	1 LAP	1:48.918	5	17.744	58.858	29	15.932	58.477	29	17.547	59.381
37	22.733	59.853	86	21.995	1:00.116	20	1 LAP	1:00.844	5	18.621	58.803	5	19.431	58.576
61	24.691	1:00.864	37	25.811	1:00.698	25	1 LAP	1:08.140	86	25.485	59.447	4	1 LAP	1:07.450
26	30.173	1:01.343	61	27.313	1:00.242	86	23.964	59.421	20	1 LAP	1:01.921	86	27.199	59.480
96	31.219	1:01.691	26	35.101	1:02.548	37	28.317	59.958	37	30.891	1:00.500	20	1 LAP	1:01.310
80	43.059	1:04.848	96	35.291	1:01.692	61	30.025	1:00.164	61	33.250	1:01.151	37	33.642	1:00.517
76	50.416	1:05.313	80	49.621	1:04.182	26	40.159	1:02.510	25	1 LAP	1:08.433	61	35.773	1:00.289
81	52.965	1:05.608	76	56.915	1:04.119	96	40.548	1:02.709	26	44.580	1:02.347	25	1 LAP	1:07.742
4	54.403	1:05.814				80	55.570	1:03.401	96	44.894	1:02.272	26	48.929	1:02.115
												96	49.447	1:02.319

**70's Road Sports**  
**RACE 2 - LAP CHART**

Lap 11			Lap 12			Lap 13			Lap 14			Lap 15		
No	Behind	Laptime	No	Behind	Laptime	No	Behind	Laptime	No	Behind	Laptime	No	Behind	Laptime
64		57.471	64		57.760	64		58.014	64		57.317	64		57.381
19	2.750	56.706	19	1.780	56.790	96	1 LAP	1:02.103	19	1.182	57.268	19	0.728	56.927
9	6.222	57.598	1	9.400	59.576	19	1.231	57.465	26	1 LAP	1:02.782	26	1 LAP	1:02.137
1	7.584	57.663	44	16.009	1:00.019	25	2 LAPS	1:09.041	96	1 LAP	1:03.057	96	1 LAP	1:02.058
80	1 LAP	1:04.399	15	16.570	59.697	1	9.687	58.301	1	10.067	57.697	1	10.935	58.249
44	13.750	58.846	80	1 LAP	1:05.252	44	16.684	58.689	44	17.658	58.291	15	18.327	57.786
15	14.633	58.542	29	21.111	59.223	15	16.999	58.443	15	17.922	58.240	44	18.357	58.080
29	19.648	59.572	5	22.849	59.317	29	22.414	59.317	25	2 LAPS	1:08.256	29	25.006	58.525
5	21.292	59.332	76	1 LAP	1:04.016	5	24.373	59.538	29	23.862	58.765	5	27.047	58.715
76	1 LAP	1:04.342	81	1 LAP	1:05.625	80	1 LAP	1:04.637	5	25.713	58.657	25	2 LAPS	1:08.407
81	1 LAP	1:05.406	86	33.064	1:01.393	76	1 LAP	1:03.906	80	1 LAP	1:03.329	80	1 LAP	1:02.905
86	29.431	59.703	20	1 LAP	1:01.218	86	35.253	1:00.203	86	38.000	1:00.064	86	40.578	59.959
4	1 LAP	1:05.514	37	39.539	1:00.464	81	1 LAP	1:05.423	76	1 LAP	1:06.555	37	49.868	1:01.287
20	1 LAP	1:00.858	61	40.881	1:00.365	20	1 LAP	1:01.789	37	45.962	1:01.243	61	50.475	1:01.242
37	36.835	1:00.664	4	1 LAP	1:06.876	37	42.036	1:00.511	61	46.614	1:01.135	76	1 LAP	1:05.690
61	38.276	59.974	26	57.704	1:02.572	61	42.796	59.929	81	1 LAP	1:06.621	81	1 LAP	1:04.721
26	52.892	1:01.434				4	1 LAP	1:04.753	4	1 LAP	1:05.092			
96	53.807	1:01.831												
25	1 LAP	1:07.293												

# 70's Road Sports

## RACE 2 - LAP CHART

Lap 16			Lap 17			Lap 18			Lap 19			Lap 20		
No	Behind	Laptime	No	Behind	Laptime	No	Behind	Laptime	No	Behind	Laptime	No	Behind	Laptime
64		57.615	64		57.481	64		57.208	64		58.206	64		57.475
19	0.854	57.741	19	0.416	57.043	19	0.241	57.033	19	0.167	58.132	19	0.111	57.419
4	2 LAPS	1:06.635	76	2 LAPS	1:03.919	37	1 LAP	1:05.346	25	3 LAPS	1:07.601	80	2 LAPS	1:02.784
1	11.787	58.467	81	2 LAPS	1:04.325	76	2 LAPS	1:04.457	61	1 LAP	1:01.108	61	1 LAP	1:00.312
26	1 LAP	1:02.659	1	11.918	57.612	1	12.149	57.439	37	1 LAP	1:02.788	25	3 LAPS	1:08.288
96	1 LAP	1:02.690	4	2 LAPS	1:05.457	81	2 LAPS	1:04.296	1	12.305	58.362	1	13.268	58.438
15	18.154	57.442	15	18.670	57.997	15	19.427	57.965	76	2 LAPS	1:04.705	37	1 LAP	1:03.312
44	19.304	58.562	26	1 LAP	1:01.569	44	21.133	58.259	15	18.628	57.407	15	19.576	58.423
29	26.726	59.335	44	20.082	58.259	26	1 LAP	1:02.339	81	2 LAPS	1:04.256	76	2 LAPS	1:05.776
5	27.883	58.451	96	1 LAP	1:01.943	96	1 LAP	1:02.135	44	21.363	58.436	44	22.968	59.080
25	2 LAPS	1:08.006	29	28.204	58.959	4	2 LAPS	1:07.496	26	1 LAP	1:01.011	81	2 LAPS	1:04.475
80	1 LAP	1:02.882	5	29.017	58.615	29	29.697	58.701	96	1 LAP	1:01.208	26	1 LAP	1:01.236
86	43.056	1:00.093	86	46.236	1:00.661	5	30.920	59.111	29	30.677	59.186	96	1 LAP	1:01.331
61	54.240	1:01.380	80	1 LAP	1:03.807	86	50.825	1:01.797	5	32.294	59.580	29	32.950	59.748
37	55.357	1:03.104	25	2 LAPS	1:08.065	80	1 LAP	1:02.696	4	2 LAPS	1:06.630	5	34.150	59.331
			61	57.129	1:00.370				86	54.813	1:02.194	4	2 LAPS	1:04.720

**70's Road Sports**  
**RACE 2 - LAP CHART**

Lap 21		
No	Behind	Laptime
64		57.615
19	0.114	57.618
86	1 LAP	1:04.024
80	2 LAPS	1:02.385
61	1 LAP	1:00.516
1	13.631	57.978
15	20.345	58.384
37	1 LAP	1:03.965
44	23.974	58.621
25	3 LAPS	1:09.074
76	2 LAPS	1:04.409
81	2 LAPS	1:03.920
29	34.808	59.473
26	1 LAP	1:01.858
5	36.015	59.480
96	1 LAP	1:02.647
4	2 LAPS	1:05.052

# Historic Formula Ford

## QUALIFYING FOR RACE 3 - CLASSIFICATION

POS	NO	CL	NAME	ENTRY	TIME	ON	LAPS	GAP	DIFF	MPH
1	64		Darren BURKE	Macon MR8	52.406	4	5			82.33
2	2		Michael LYONS	Merlyn Mk11A	52.419	4	15	0.013	0.013	82.31
3	11		Westie MITCHELL	Merlyn Mk20	52.681	4	16	0.275	0.262	81.90
4	72		Amanda WHITAKER	Elden Mk8	52.877	4	14	0.471	0.196	81.60
5	82		Thomas ARME	Alexis Mk18	53.789	13	15	1.383	0.912	80.22
6	77		Chris SHARPLES	Palliser WDF1	53.851	2	13	1.445	0.062	80.12
7	26		Laurie BENNETT	Elfin 600B	53.883	4	9	1.477	0.032	80.08
8	86		George FOWLER	Macon MR8	54.123	6	9	1.717	0.240	79.72
9	48		Crispin SCHLAEFLI	Macon MR8	54.203	15	16	1.797	0.080	79.60
10	85		C LILLINGSTON-PRICE	Merlyn Mk11	54.296	15	15	1.890	0.093	79.47
11	38		John HAYES-HARLOW	Elden Mk 8/10	54.320	12	14	1.914	0.024	79.43
12	49		Clive FIDGEON	Lola T200	54.517	12	15	2.111	0.197	79.15
13	70		John HARRISON	Lola T200	54.582	14	15	2.176	0.065	79.05
14	40		Peter LAVENDER	Merlyn Mk11A/17	55.257	13	15	2.851	0.675	78.09
15	41		Martin ANSLOW	Merlyn Mk20A	55.307	15	15	2.901	0.050	78.01
16	65		Frank LYONS	Merlyn Mk11A	55.716	8	15	3.310	0.409	77.44
17	10		Andy OLIVER	Alexis Mk15	56.193	9	15	3.787	0.477	76.78
18	51		Albert CLEMENTS	Lotus 51	56.742	7	15	4.336	0.549	76.04
19	89		Gary CRITCHER	Nike Mk4/6	59.564	14	14	7.158	2.822	72.44

Car 10 & 77 - please fit working transponder

Weather / Track : Cloudy / Dry

These results are provisional until the conclusion of any judicial and technical matters.

Brands Hatch Indy  
Circuit Length = 1.1986 miles  
Start: 09:42 End: 00:00

Clerk of Course :		Timekeeper :
-------------------	--	--------------

# Historic Formula Ford

## QUALIFYING FOR RACE 3 - LAP ANALYSIS

<b>2</b>	<b>Michael LYONS</b>			Merlyn Mk11A			
1 -	53.087	+ 0.668	9:44:13.503	9 -	52.967	+ 0.548	9:51:32.640
2 -	52.805	+ 0.386	9:45:06.308	10 -	53.043	+ 0.624	9:52:25.683
3 -	52.697	+ 0.278	9:45:59.005	11 -	53.686	+ 1.267	9:53:19.369
4 -	<b>52.419</b>		<b>9:46:51.424</b>	12 -	52.777	+ 0.358	9:54:12.146
5 -	1:07.133	+ 14.714	9:47:58.557	13 -	52.930	+ 0.511	9:55:05.076
6 -	54.398	+ 1.979	9:48:52.955	14 -	54.996	+ 2.577	9:56:00.072
7 -	53.686	+ 1.267	9:49:46.641	15 -	1:48.502 P	+ 56.083	9:57:48.574
8 -	53.032	+ 0.613	9:50:39.673				
<b>10</b>	<b>Andy OLIVER</b>			Alexis Mk15			
1 -	1:02.492	+ 6.299	9:44:43.504	9 -	<b>56.193</b>		<b>9:52:22.850</b>
2 -	58.864	+ 2.671	9:45:42.368	10 -	57.157	+ 0.964	9:53:20.007
3 -	58.131	+ 1.938	9:46:40.499	11 -	57.173	+ 0.980	9:54:17.180
4 -	57.846	+ 1.653	9:47:38.345	12 -	56.570	+ 0.377	9:55:13.750
5 -	57.427	+ 1.234	9:48:35.772	13 -	58.386	+ 2.193	9:56:12.136
6 -	57.242	+ 1.049	9:49:33.014	14 -	1:07.221	+ 11.028	9:57:19.357
7 -	57.401	+ 1.208	9:50:30.415	15 -	58.292	+ 2.099	9:58:17.649
8 -	56.242	+ 0.049	9:51:26.657				
<b>11</b>	<b>Westie MITCHELL</b>			Merlyn Mk20			
1 -	54.271	+ 1.590	9:44:16.500	9 -	54.271	+ 1.590	9:51:24.687
2 -	52.995	+ 0.314	9:45:09.495	10 -	52.939	+ 0.258	9:52:17.626
3 -	53.496	+ 0.815	9:46:02.991	11 -	53.529	+ 0.848	9:53:11.155
4 -	<b>52.681</b>		<b>9:46:55.672</b>	12 -	53.480	+ 0.799	9:54:04.635
5 -	54.190	+ 1.509	9:47:49.862	13 -	53.302	+ 0.621	9:54:57.937
6 -	53.515	+ 0.834	9:48:43.377	14 -	1:03.040	+ 10.359	9:56:00.977
7 -	53.551	+ 0.870	9:49:36.928	15 -	53.301	+ 0.620	9:56:54.278
8 -	53.488	+ 0.807	9:50:30.416	16 -	52.771	+ 0.090	9:57:47.049
<b>26</b>	<b>Laurie BENNETT</b>			Elfin 600B			
1 -	55.905	+ 2.022	9:44:33.400	6 -	54.118	+ 0.235	9:49:04.843
2 -	53.943	+ 0.060	9:45:27.343	7 -	54.075	+ 0.192	9:49:58.918
3 -	54.132	+ 0.249	9:46:21.475	8 -	1:01.632	+ 7.749	9:51:00.550
4 -	<b>53.883</b>		<b>9:47:15.358</b>	9 -	1:46.695 P	+ 52.812	9:52:47.245
5 -	55.367	+ 1.484	9:48:10.725				
<b>38</b>	<b>John HAYES-HARLOW</b>			Elden Mk 8/10			
1 -	1:05.779	+ 11.459	9:45:07.433	8 -	56.524	+ 2.204	9:51:57.833
2 -	1:03.400	+ 9.080	9:46:10.833	9 -	55.140	+ 0.820	9:52:52.973
3 -	1:03.826	+ 9.506	9:47:14.659	10 -	54.768	+ 0.448	9:53:47.741
4 -	59.622	+ 5.302	9:48:14.281	11 -	54.579	+ 0.259	9:54:42.320
5 -	55.858	+ 1.538	9:49:10.139	12 -	<b>54.320</b>		<b>9:55:36.640</b>
6 -	55.391	+ 1.071	9:50:05.530	13 -	54.917	+ 0.597	9:56:31.557
7 -	55.779	+ 1.459	9:51:01.309	14 -	57.547	+ 3.227	9:57:29.104
<b>40</b>	<b>Peter LAVENDER</b>			Merlyn Mk11A/17			
1 -	58.668	+ 3.411	9:44:31.903	9 -	56.550	+ 1.293	9:51:59.748
2 -	56.986	+ 1.729	9:45:28.889	10 -	56.874	+ 1.617	9:52:56.622
3 -	55.904	+ 0.647	9:46:24.793	11 -	55.842	+ 0.585	9:53:52.464
4 -	55.553	+ 0.296	9:47:20.346	12 -	55.482	+ 0.225	9:54:47.946
5 -	56.145	+ 0.888	9:48:16.491	13 -	<b>55.257</b>		<b>9:55:43.203</b>
6 -	55.648	+ 0.391	9:49:12.139	14 -	56.059	+ 0.802	9:56:39.262
7 -	55.701	+ 0.444	9:50:07.840	15 -	56.550	+ 1.293	9:57:35.812
8 -	55.358	+ 0.101	9:51:03.198				
<b>41</b>	<b>Martin ANSLOW</b>			Merlyn Mk20A			
1 -	1:01.050	+ 5.743	9:44:43.505	9 -	56.238	+ 0.931	9:52:19.716
2 -	57.289	+ 1.982	9:45:40.794	10 -	55.478	+ 0.171	9:53:15.194
3 -	56.123	+ 0.816	9:46:36.917	11 -	55.713	+ 0.406	9:54:10.907
4 -	56.167	+ 0.860	9:47:33.084	12 -	56.248	+ 0.941	9:55:07.155
5 -	57.751	+ 2.444	9:48:30.835	13 -	57.688	+ 2.381	9:56:04.843
6 -	58.291	+ 2.984	9:49:29.126	14 -	57.032	+ 1.725	9:57:01.875

Car 10 & 77 - please fit working transponder

Weather / Track : Cloudy / Dry

www.tsl-timing.com

Brands Hatch Indy  
Circuit Length = 1.1986 miles  
Start: 09:42 End: 00:00



# Historic Formula Ford

## QUALIFYING FOR RACE 3 - LAP ANALYSIS

7 -	57.571	+ 2.264	9:50:26.697	15 -	<b>55.307</b>		<b>9:57:57.182</b>
8 -	56.781	+ 1.474	9:51:23.478				
<b>48</b>	<b>Crispin SCHLAEFLI</b>			<b>Macon MR8</b>			
1 -	55.159	+ 0.956	9:44:18.689	9 -	54.769	+ 0.566	9:51:38.678
2 -	54.500	+ 0.297	9:45:13.189	10 -	54.701	+ 0.498	9:52:33.379
3 -	55.143	+ 0.940	9:46:08.332	11 -	54.359	+ 0.156	9:53:27.738
4 -	55.311	+ 1.108	9:47:03.643	12 -	54.335	+ 0.132	9:54:22.073
5 -	55.651	+ 1.448	9:47:59.294	13 -	54.400	+ 0.197	9:55:16.473
6 -	55.414	+ 1.211	9:48:54.708	14 -	55.189	+ 0.986	9:56:11.662
7 -	54.533	+ 0.330	9:49:49.241	15 -	<b>54.203</b>		<b>9:57:05.865</b>
8 -	54.668	+ 0.465	9:50:43.909	16 -	54.668	+ 0.465	9:58:00.533
<b>49</b>	<b>Clive FIDGEON</b>			<b>Lola T200</b>			
1 -	57.209	+ 2.692	9:44:23.882	9 -	55.912	+ 1.395	9:52:02.724
2 -	55.375	+ 0.858	9:45:19.257	10 -	56.453	+ 1.936	9:52:59.177
3 -	54.642	+ 0.125	9:46:13.899	11 -	55.570	+ 1.053	9:53:54.747
4 -	54.777	+ 0.260	9:47:08.676	12 -	<b>54.517</b>		<b>9:54:49.264</b>
5 -	1:12.961	+ 18.444	9:48:21.637	13 -	54.978	+ 0.461	9:55:44.242
6 -	55.512	+ 0.995	9:49:17.149	14 -	55.172	+ 0.655	9:56:39.414
7 -	55.017	+ 0.500	9:50:12.166	15 -	54.910	+ 0.393	9:57:34.324
8 -	54.646	+ 0.129	9:51:06.812				
<b>51</b>	<b>Albert CLEMENTS</b>			<b>Lotus 51</b>			
1 -	1:01.555	+ 4.813	9:44:33.648	9 -	57.005	+ 0.263	9:52:12.328
2 -	59.101	+ 2.359	9:45:32.749	10 -	57.119	+ 0.377	9:53:09.447
3 -	57.518	+ 0.776	9:46:30.267	11 -	57.291	+ 0.549	9:54:06.738
4 -	57.111	+ 0.369	9:47:27.378	12 -	57.396	+ 0.654	9:55:04.134
5 -	57.468	+ 0.726	9:48:24.846	13 -	59.486	+ 2.744	9:56:03.620
6 -	56.875	+ 0.133	9:49:21.721	14 -	58.269	+ 1.527	9:57:01.889
7 -	<b>56.742</b>		<b>9:50:18.463</b>	15 -	58.054	+ 1.312	9:57:59.943
8 -	56.860	+ 0.118	9:51:15.323				
<b>64</b>	<b>Darren BURKE</b>			<b>Macon MR8</b>			
1 -	53.145	+ 0.739	9:44:11.749	4 -	<b>52.406</b>		<b>9:46:50.185</b>
2 -	53.503	+ 1.097	9:45:05.252	5 -	59.941	+ 7.535	9:47:50.126
3 -	52.527	+ 0.121	9:45:57.779				
<b>65</b>	<b>Frank LYONS</b>			<b>Merlyn Mk11A</b>			
1 -	59.146	+ 3.430	9:44:29.557	9 -	55.874	+ 0.158	9:52:05.073
2 -	56.897	+ 1.181	9:45:26.454	10 -	55.903	+ 0.187	9:53:00.976
3 -	57.160	+ 1.444	9:46:23.614	11 -	56.341	+ 0.625	9:53:57.317
4 -	57.602	+ 1.886	9:47:21.216	12 -	56.428	+ 0.712	9:54:53.745
5 -	58.057	+ 2.341	9:48:19.273	13 -	56.788	+ 1.072	9:55:50.533
6 -	57.584	+ 1.868	9:49:16.857	14 -	56.412	+ 0.696	9:56:46.945
7 -	56.626	+ 0.910	9:50:13.483	15 -	56.418	+ 0.702	9:57:43.363
8 -	<b>55.716</b>		<b>9:51:09.199</b>				
<b>70</b>	<b>John HARRISON</b>			<b>Lola T200</b>			
1 -	56.668	+ 2.086	9:44:27.919	9 -	55.244	+ 0.662	9:51:54.040
2 -	55.763	+ 1.181	9:45:23.682	10 -	55.474	+ 0.892	9:52:49.514
3 -	55.421	+ 0.839	9:46:19.103	11 -	55.133	+ 0.551	9:53:44.647
4 -	55.220	+ 0.638	9:47:14.323	12 -	54.752	+ 0.170	9:54:39.399
5 -	56.298	+ 1.716	9:48:10.621	13 -	55.093	+ 0.511	9:55:34.492
6 -	55.420	+ 0.838	9:49:06.041	14 -	<b>54.582</b>		<b>9:56:29.074</b>
7 -	55.130	+ 0.548	9:50:01.171	15 -	54.935	+ 0.353	9:57:24.009
8 -	57.625	+ 3.043	9:50:58.796				
<b>72</b>	<b>Amanda WHITAKER</b>			<b>Elden Mk8</b>			
1 -	53.826	+ 0.949	9:44:13.325	8 -	2:28.832 P	+ 1:35.955	9:52:03.089
2 -	55.064	+ 2.187	9:45:08.389	9 -	1:01.589	+ 8.712	9:53:04.678
3 -	53.052	+ 0.175	9:46:01.441	10 -	52.909	+ 0.032	9:53:57.587
4 -	<b>52.877</b>		<b>9:46:54.318</b>	11 -	53.376	+ 0.499	9:54:50.963
5 -	53.488	+ 0.611	9:47:47.806	12 -	52.902	+ 0.025	9:55:43.865

Car 10 & 77 - please fit working transponder

Weather / Track : Cloudy / Dry

www.tsl-timing.com

Brands Hatch Indy  
Circuit Length = 1.1986 miles  
Start: 09:42 End: 00:00

Page 2 of 3

Printed - 10.00 Saturday, 13 September 2008

# Historic Formula Ford

## QUALIFYING FOR RACE 3 - LAP ANALYSIS

6 -	53.241	+ 0.364	9:48:41.047	13 -	53.221	+ 0.344	9:56:37.086
7 -	53.210	+ 0.333	9:49:34.257	14 -	52.902	+ 0.025	9:57:29.988
<b>77</b>	<b>Chris SHARPLES</b>			Palliser WDF1			
1 -	54.271	+ 0.420	9:46:23.613	8 -	55.114	+ 1.263	9:52:48.434
2 -	<b>53.851</b>		<b>9:47:17.464</b>	9 -	54.678	+ 0.827	9:53:43.112
3 -	56.085	+ 2.234	9:48:13.549	10 -	54.368	+ 0.517	9:54:37.480
4 -	54.517	+ 0.666	9:49:08.066	11 -	54.451	+ 0.600	9:55:31.931
5 -	54.050	+ 0.199	9:50:02.116	12 -	55.181	+ 1.330	9:56:27.112
6 -	56.742	+ 2.891	9:50:58.858	13 -	55.661	+ 1.810	9:57:22.773
7 -	54.462	+ 0.611	9:51:53.320				
<b>82</b>	<b>Thomas ARME</b>			Alexis Mk18			
1 -	57.927	+ 4.138	9:44:30.834	9 -	55.879	+ 2.090	9:51:57.175
2 -	56.528	+ 2.739	9:45:27.362	10 -	54.560	+ 0.771	9:52:51.735
3 -	55.848	+ 2.059	9:46:23.210	11 -	54.595	+ 0.806	9:53:46.330
4 -	55.675	+ 1.886	9:47:18.885	12 -	54.594	+ 0.805	9:54:40.924
5 -	56.792	+ 3.003	9:48:15.677	13 -	<b>53.789</b>		<b>9:55:34.713</b>
6 -	54.927	+ 1.138	9:49:10.604	14 -	54.578	+ 0.789	9:56:29.291
7 -	55.182	+ 1.393	9:50:05.786	15 -	54.630	+ 0.841	9:57:23.921
8 -	55.510	+ 1.721	9:51:01.296				
<b>85</b>	<b>C LILLINGSTON-PRICE</b>			Merlyn Mk11			
1 -	56.401	+ 2.105	9:44:29.517	9 -	55.032	+ 0.736	9:52:03.210
2 -	54.595	+ 0.299	9:45:24.112	10 -	56.019	+ 1.723	9:52:59.229
3 -	55.110	+ 0.814	9:46:19.222	11 -	54.567	+ 0.271	9:53:53.796
4 -	54.548	+ 0.252	9:47:13.770	12 -	54.941	+ 0.645	9:54:48.737
5 -	1:08.807	+ 14.511	9:48:22.577	13 -	54.600	+ 0.304	9:55:43.337
6 -	55.321	+ 1.025	9:49:17.898	14 -	54.474	+ 0.178	9:56:37.811
7 -	55.631	+ 1.335	9:50:13.529	15 -	<b>54.296</b>		<b>9:57:32.107</b>
8 -	54.649	+ 0.353	9:51:08.178				
<b>86</b>	<b>George FOWLER</b>			Macon MR8			
1 -	56.348	+ 2.225	9:44:28.475	6 -	<b>54.123</b>		<b>9:49:02.359</b>
2 -	55.355	+ 1.232	9:45:23.830	7 -	54.807	+ 0.684	9:49:57.166
3 -	54.448	+ 0.325	9:46:18.278	8 -	55.024	+ 0.901	9:50:52.190
4 -	54.764	+ 0.641	9:47:13.042	9 -	54.357	+ 0.234	9:51:46.547
5 -	55.194	+ 1.071	9:48:08.236				
<b>89</b>	<b>Gary CRITCHER</b>			Nike Mk4/6			
1 -	1:04.775	+ 5.211	9:44:45.786	8 -	1:03.287	+ 3.723	9:51:58.861
2 -	1:01.882	+ 2.318	9:45:47.668	9 -	1:00.626	+ 1.062	9:52:59.487
3 -	1:00.897	+ 1.333	9:46:48.565	10 -	1:01.436	+ 1.872	9:54:00.923
4 -	1:03.310	+ 3.746	9:47:51.875	11 -	1:00.127	+ 0.563	9:55:01.050
5 -	1:01.398	+ 1.834	9:48:53.273	12 -	1:01.715	+ 2.151	9:56:02.765
6 -	1:00.731	+ 1.167	9:49:54.004	13 -	1:00.856	+ 1.292	9:57:03.621
7 -	1:01.570	+ 2.006	9:50:55.574	14 -	<b>59.564</b>		<b>9:58:03.185</b>

Car 10 & 77 - please fit working transponder

Weather / Track : Cloudy / Dry

www.tsl-timing.com

Brands Hatch Indy  
Circuit Length = 1.1986 miles  
Start: 09:42 End: 00:00

# Historic Formula Ford

## RACE 3 - GRID

ROW 10	59.564 89 Gary CRITCHER	56.742 51 Albert CLEMENTS
ROW 9	56.193 10 Andy OLIVER	55.716 65 Frank LYONS
ROW 8	55.307 41 Martin ANSLOW	55.257 40 Peter LAVENDER
ROW 7	54.582 70 John HARRISON	54.517 49 Clive FIDGEON
ROW 6	54.320 38 John HAYES-HARLOW	54.296 85 C LILLINGSTON-PRICE
ROW 5	54.203 48 Crispin SCHLAEFLI	54.123 86 George FOWLER
ROW 4	53.883 26 Laurie BENNETT	53.851 77 Chris SHARPLES
ROW 3	53.789 82 Thomas ARME	52.877 72 Amanda WHITAKER
ROW 2	52.681 11 Westie MITCHELL	52.419 2 Michael LYONS
ROW 1	52.406 64 Darren BURKE	
<b>Pole</b>		
		

Brands Hatch Indy  
Circuit Length = 1.1986 miles

**These results are provisional until the conclusion of any judicial and technical matters.**

Clerk of Course :

Timekeeper :

# Historic Formula Ford

## RACE 3 - CLASSIFICATION

POS	NO	CL	NAME	ENTRY	LAPS	TIME	GAP	DIFF	MPH	BEST	ON
1	64		Darren BURKE	Macon MR8	23	20:26.016			80.95	52.305	4
2	2		Michael LYONS	Merlyn Mk11A	23	20:28.862	2.846	2.846	80.76	52.650	4
3	11		Westie MITCHELL	Merlyn Mk20	23	20:38.423	12.407	9.561	80.13	52.465	19
4	72		Amanda WHITAKER	Elden Mk8	23	20:41.062	15.046	2.639	79.96	53.133	11
5	26		Laurie BENNETT	Elfin 600B	23	20:50.527	24.511	9.465	79.36	53.540	8
6	85		C LILLINGSTON-PRICE	Merlyn Mk11	23	20:56.447	30.431	5.920	78.98	53.602	22
7	82		Thomas ARME	Alexis Mk18	23	20:56.546	30.530	0.099	78.98	53.824	14
8	48		Crispin SCHLAEFLI	Macon MR8	23	20:57.617	31.601	1.071	78.91	53.830	15
9	77		Chris SHARPLES	Palliser WDF1	23	20:58.029	32.013	0.412	78.89	53.486	15
10	49		Clive FIDGEON	Lola T200	23	21:14.380	48.364	16.351	77.87	54.190	19
11	70		John HARRISON	Lola T200	22	20:29.529	1 lap	1 lap	77.20	54.153	17
12	40		Peter LAVENDER	Merlyn Mk11A/17	22	20:29.724	1 lap	0.195	77.19	54.611	21
13	38		John HAYES-HARLOW	Elden Mk 8/10	22	20:29.736	1 lap	0.012	77.19	54.485	7
14	41		Martin ANSLOW	Merlyn Mk20A	22	20:41.905	1 lap	12.169	76.43	54.001	22
15	51		Albert CLEMENTS	Lotus 51	22	21:05.917	1 lap	24.012	74.98	56.087	9
16	10		Andy OLIVER	Alexis Mk15	21	20:31.219	2 laps	1 lap	73.59	54.391	2
17	89		Gary CRITCHER	Nike Mk4/6	20	20:26.997	3 laps	1 lap	70.33	58.956	2

### NOT CLASSIFIED

DNF	65		Frank LYONS	Merlyn Mk11A	12	11:19.111	11 laps	8 laps	76.24	54.732	10
DNF	86		George FOWLER	Macon MR8	4	3:47.548	19 laps	8 laps	75.85	53.930	3

### FASTEST LAP

64	Darren BURKE	Macon MR8	4	52.305	82.49 mph	132.76 kph
----	--------------	-----------	---	--------	-----------	------------

Weather / Track : Bright / Dry

These results are provisional until the conclusion of any judicial and technical matters.

Brands Hatch Indy  
Circuit Length = 1.1986 miles  
Start: 14:04 End: 14:26

Clerk of Course :		Timekeeper :	
-------------------	--	--------------	--

# Historic Formula Ford

## RACE 3 - LAP CHART

Lap 1			Lap 2			Lap 3			Lap 4			Lap 5		
No	Behind	Laptime	No	Behind	Laptime	No	Behind	Laptime	No	Behind	Laptime	No	Behind	Laptime
2		1:00.195	2		54.045	64		52.664	64		52.305	64		52.424
11	0.235	1:00.430	64	0.081	53.688	2	0.390	53.135	2	0.735	52.650	2	1.101	52.790
64	0.438	1:00.633	11	0.344	54.154	11	0.938	53.339	11	1.457	52.824	11	1.832	52.799
72	0.877	1:01.072	72	0.498	53.666	72	1.657	53.904	72	3.229	53.877	72	4.271	53.466
26	1.219	1:01.414	26	0.905	53.731	26	1.971	53.811	26	3.601	53.935	26	4.944	53.767
82	2.252	1:02.447	82	2.712	54.505	82	3.906	53.939	82	5.927	54.326	82	7.383	53.880
77	2.730	1:02.925	77	2.837	54.152	77	4.633	54.541	77	6.753	54.425	77	8.772	54.443
48	3.023	1:03.218	48	3.996	55.018	48	5.652	54.401	48	8.016	54.669	48	9.819	54.227
85	3.338	1:03.533	85	4.602	55.309	86	5.834	53.930	86	8.258	54.729	85	11.805	55.274
86	3.550	1:03.745	86	4.649	55.144	85	6.454	54.597	85	8.955	54.806	49	13.749	55.541
49	4.518	1:04.713	49	5.942	55.469	49	7.943	54.746	49	10.632	54.994	70	15.687	55.716
70	5.186	1:05.381	70	6.927	55.786	70	9.086	54.904	70	12.395	55.614	40	16.001	55.625
38	5.467	1:05.662	38	7.081	55.659	40	9.993	55.330	40	12.800	55.112	38	16.634	54.887
40	5.679	1:05.874	40	7.408	55.774	38	10.762	56.426	38	14.171	55.714	41	16.863	55.022
41	6.091	1:06.286	41	8.059	56.013	41	10.882	55.568	41	14.265	55.688	65	17.738	55.308
65	6.997	1:07.192	65	9.178	56.226	65	11.778	55.345	65	14.854	55.381	10	27.037	58.116
51	8.018	1:08.213	51	11.227	57.254	10	15.848	57.201	51	20.929	56.863	51	27.055	58.550
10	11.046	1:11.241	10	11.392	54.391	51	16.371	57.889	10	21.345	57.802	89	36.752	59.759
89	11.047	1:11.242	89	15.958	58.956	89	22.337	59.124	89	29.417	59.385			

# Historic Formula Ford

## RACE 3 - LAP CHART

Lap 6			Lap 7			Lap 8			Lap 9			Lap 10		
No	Behind	Laptime	No	Behind	Laptime	No	Behind	Laptime	No	Behind	Laptime	No	Behind	Laptime
64		52.376	64		52.339	64		52.788	64		52.582	64		52.554
2	1.563	52.838	2	2.074	52.850	89	1 LAP	1:00.330	2	2.498	53.108	2	2.754	52.810
11	2.448	52.992	11	3.121	53.012	2	1.972	52.686	11	3.280	52.752	11	3.371	52.645
72	5.425	53.530	72	6.888	53.802	11	3.110	52.777	72	8.918	53.783	72	9.741	53.377
26	6.407	53.839	26	7.642	53.574	72	7.717	53.617	26	9.436	53.624	26	10.668	53.786
82	8.951	53.944	82	10.587	53.975	26	8.394	53.540	89	1 LAP	1:01.866	82	15.516	54.212
77	10.950	54.554	77	13.688	55.077	82	11.750	53.951	82	13.858	54.690	48	18.387	53.958
48	11.442	53.999	48	13.694	54.591	48	14.990	54.084	48	16.983	54.575	89	1 LAP	1:01.458
85	13.674	54.245	85	15.431	54.096	77	15.427	54.527	77	17.462	54.617	77	19.218	54.310
49	16.436	55.063	49	19.390	55.293	85	16.639	53.996	85	17.830	53.773	85	19.448	54.172
70	18.322	55.011	70	21.314	55.331	49	21.806	55.204	49	24.271	55.047	49	26.484	54.767
40	18.490	54.865	41	21.552	55.106	70	23.630	55.104	70	26.065	55.017	70	28.450	54.939
41	18.785	54.298	40	21.594	55.443	40	25.233	56.427	40	27.336	54.685	40	29.866	55.084
38	20.040	55.782	38	22.186	54.485	38	25.874	56.476	38	28.430	55.138	38	30.814	54.938
65	20.554	55.192	65	23.325	55.110	65	26.195	55.658	65	28.740	55.127	65	30.918	54.732
51	31.505	56.826	51	35.730	56.564	41	34.338	1:05.574	41	37.225	55.469	41	40.008	55.337
10	32.378	57.717	10	36.485	56.446	51	39.200	56.258	51	42.705	56.087	51	46.390	56.239
89	45.108	1:00.732				10	39.920	56.223	10	43.859	56.521	10	48.953	57.648

# Historic Formula Ford

## RACE 3 - LAP CHART

Lap 11			Lap 12			Lap 13			Lap 14			Lap 15		
No	Behind	Laptime	No	Behind	Laptime	No	Behind	Laptime	No	Behind	Laptime	No	Behind	Laptime
64		52.503	64		53.536	64		52.847	64		52.694	64		53.206
2	3.093	52.842	10	1 LAP	57.964	51	1 LAP	57.400	2	3.139	52.876	41	1 LAP	56.874
11	3.427	52.559	2	2.631	53.074	2	2.957	53.173	11	4.456	52.808	2	2.826	52.893
72	10.371	53.133	11	3.257	53.366	11	4.342	53.932	51	1 LAP	57.376	11	4.055	52.805
26	11.859	53.694	72	10.196	53.361	10	1 LAP	58.601	72	11.624	53.480	51	1 LAP	56.617
82	18.289	55.276	26	12.124	53.801	72	10.838	53.489	10	1 LAP	58.148	72	12.040	53.622
48	19.921	54.037	82	19.423	54.670	26	13.647	54.370	26	14.987	54.034	26	16.296	54.515
77	21.541	54.826	48	20.272	53.887	82	20.841	54.265	82	21.971	53.824	10	1 LAP	59.154
85	21.709	54.764	77	22.031	54.026	48	21.713	54.288	48	23.666	54.647	82	22.844	54.079
89	1 LAP	1:00.989	85	22.085	53.912	85	23.114	53.876	85	24.073	53.653	48	24.290	53.830
49	28.878	54.897	49	30.686	55.344	77	23.567	54.383	77	24.799	53.926	85	24.748	53.881
70	30.611	54.664	70	32.667	55.592	49	32.898	55.059	49	35.196	54.992	77	25.079	53.486
40	33.066	55.703	89	1 LAP	1:01.599	70	34.706	54.886	70	36.654	54.642	49	36.618	54.628
38	34.199	55.888	40	35.294	55.764	40	37.624	55.177	38	40.314	54.962	70	38.020	54.572
65	35.373	56.958	38	35.662	54.999	38	38.046	55.231	40	40.741	55.811	38	42.386	55.278
41	42.377	54.872	65	38.719	56.882	89	1 LAP	1:00.722	89	1 LAP	1:01.203	40	42.710	55.175
51	50.846	56.959	41	43.778	54.937	41	50.247	59.316						

# Historic Formula Ford

## RACE 3 - LAP CHART

Lap 16			Lap 17			Lap 18			Lap 19			Lap 20		
No	Behind	Laptime	No	Behind	Laptime	No	Behind	Laptime	No	Behind	Laptime	No	Behind	Laptime
64		53.139	64		52.649	64		52.606	64		52.803	64		52.904
2	3.291	53.604	2	3.529	52.887	2	3.756	52.833	2	4.019	53.066	2	4.599	53.484
11	4.017	53.101	11	4.426	53.058	11	4.473	52.653	11	4.135	52.465	11	4.708	53.477
41	1 LAP	56.793	41	1 LAP	54.482	41	1 LAP	54.787	41	1 LAP	55.629	41	1 LAP	55.501
89	2 LAPS	1:02.092	72	14.228	53.892	72	15.561	53.939	72	16.299	53.541	72	16.980	53.585
72	12.985	54.084	89	2 LAPS	1:00.805	26	20.677	54.444	26	22.631	54.757	26	24.031	54.304
51	1 LAP	57.692	51	1 LAP	56.322	51	1 LAP	57.934	51	1 LAP	56.507	82	29.850	54.441
26	17.347	54.190	26	18.839	54.141	89	2 LAPS	1:01.433	82	28.313	54.739	51	1 LAP	57.105
10	1 LAP	58.510	82	24.749	53.867	82	26.377	54.234	48	29.706	54.237	48	31.476	54.674
82	23.531	53.826	48	26.217	53.869	48	28.272	54.661	77	30.255	54.416	85	31.617	54.186
48	24.997	53.846	85	26.770	54.009	85	28.596	54.432	85	30.335	54.542	77	32.007	54.656
85	25.410	53.801	77	27.273	54.132	77	28.642	53.975	89	2 LAPS	1:01.276	89	2 LAPS	1:00.583
77	25.790	53.850	10	1 LAP	59.994	10	1 LAP	58.768	10	1 LAP	58.516	49	46.125	55.031
49	38.576	55.097	49	40.839	54.912	49	42.611	54.378	49	43.998	54.190	70	46.461	54.625
70	39.658	54.777	70	41.162	54.153	70	43.139	54.583	70	44.740	54.404	10	1 LAP	59.200
40	44.586	55.015	40	47.365	55.428	40	49.595	54.836	38	52.497	55.189			
38	45.944	56.697	38	48.082	54.787	38	50.111	54.635	40	52.585	55.793			



# Historic Formula Ford

## RACE 3 - LAP CHART

Lap 21			Lap 22			Lap 23		
No	Behind	Laptime	No	Behind	Laptime	No	Behind	Laptime
64		55.385	64		52.862	64		54.529
38	1 LAP	56.002	38	1 LAP	54.676	89	3 LAPS	1:03.124
40	1 LAP	56.430	40	1 LAP	54.611	2	2.846	54.863
2	2.390	53.176	2	2.512	52.984	70	1 LAP	1:04.764
11	2.442	53.119	11	13.247	1:03.667	40	1 LAP	55.762
41	1 LAP	55.226	72	15.880	53.726	38	1 LAP	56.225
72	15.016	53.421	41	1 LAP	55.126	10	2 LAPS	1:00.552
26	23.103	54.457	26	24.520	54.279	11	12.407	53.689
82	29.440	54.975	82	30.809	54.231	72	15.046	53.695
85	30.125	53.893	85	30.865	53.602	41	1 LAP	54.001
48	30.738	54.647	48	31.770	53.894	26	24.511	54.520
77	31.051	54.429	77	32.253	54.064	85	30.431	54.095
51	1 LAP	57.564	51	1 LAP	56.687	82	30.530	54.250
49	45.157	54.417	49	47.499	55.204	48	31.601	54.360
89	2 LAPS	1:00.319				77	32.013	54.289
70	46.140	55.064				51	1 LAP	57.011
10	1 LAP	58.506				49	48.364	55.394

# Historic Racing Saloons

## QUALIFYING FOR RACE 4 - CLASSIFICATION

POS	NO	CL	NAME	ENTRY	TIME	ON	LAPS	GAP	DIFF	MPH
1	46	C	Dan COX	Ford Lotus Cortina	58.663	6	14			73.55
2	69	C	Bob BULLEN	Ford Anglia 105E	58.839	3	14	0.176	0.176	73.33
3	54	C	Neil WOOD	Ford Anglia 105E	59.047	10	14	0.384	0.208	73.07
4	38	C	Steve SHUTTLEWORTH	Ford Lotus Cortina	59.277	12	14	0.614	0.230	72.79
5	12	K1	Jim CHAPMAN	Ford Mustang	59.358	6	12	0.695	0.081	72.69
6	77	D	Roger EBDON	Morris Mini Cooper S	59.796	11	14	1.133	0.438	72.16
7	49	C	Peter HORE	Lotus Cortina	59.858	10	14	1.195	0.062	72.08
8	53	C	Andy YOOL	Ford Anglia 105E	59.859	5	13	1.196	0.001	72.08
9	85	D	Roger GODFREY	Austin Cooper S	59.873	5	14	1.210	0.014	72.07
10	27	K2	Roger COPE	BMW 1800	1:00.598	9	13	1.935	0.725	71.20
11	1	E	Simon BENOY	Hillman Imp	1:00.973	5	9	2.310	0.375	70.76
12	79	E	Jim BURROWS	Austin Mini Cooper S	1:01.405	9	13	2.742	0.432	70.27
13	73	K4	Daniel WARD	Austin Mini Cooper S	1:01.413	12	13	2.750	0.008	70.26
14	93	E	Graham MARTIN	Singer Chamois	1:02.620	5	13	3.957	1.207	68.90
15	50	C	Paul RICHARDS	Ford Anglia 105E	1:02.861	5	13	4.198	0.241	68.64
16	95	E	Shaun HAZLEWOOD	Hillman Imp	1:02.967	6	13	4.304	0.106	68.52
17	30	C	Simon WHITING	Alfa Romeo Giulia Sprint GT	1:03.681	6	11	5.018	0.714	67.76
18	92	E	Colin GUNTON	Hillman Imp	1:05.330	2	2	6.667	1.649	66.05
19	19	K2	Richard CROSS	Triumph 2000 Mk1	1:06.969	11	12	8.306	1.639	64.43
20	90	K5	Tim Bishop	DKW 3=6	1:07.596	9	12	8.933	0.627	63.83
21	39	K3	Paul HOPKINSON	Alfa Romeo Giulia Sprint GT	1:10.549	11	11	11.886	2.953	61.16

Weather / Track : Cloudy / Dry

These results are provisional until the conclusion of any judicial and technical matters.

Brands Hatch Indy  
Circuit Length = 1.1986 miles  
Start: 10:05 End: 10:21

Clerk of Course :		Timekeeper :
-------------------	--	--------------

# Historic Racing Saloons

## QUALIFYING FOR RACE 4 - LAP ANALYSIS

<b>1</b>	<b>Simon BENOY</b>		Hillman Imp				
1 -	1:05.952	+ 4.979	10:07:28.658	6 -	1:02.031	+ 1.058	10:12:38.413
2 -	1:02.665	+ 1.692	10:08:31.323	7 -	1:00.985	+ 0.012	10:13:39.398
3 -	1:02.698	+ 1.725	10:09:34.021	8 -	1:02.131	+ 1.158	10:14:41.529
4 -	1:01.388	+ 0.415	10:10:35.409	9 -	1:22.234 P	+ 21.261	10:16:03.763
5 -	<b>1:00.973</b>		<b>10:11:36.382</b>				
<b>12</b>	<b>Jim CHAPMAN</b>		Ford Mustang				
1 -	1:54.314	+ 54.956	10:08:55.138	7 -	1:00.687	+ 1.329	10:15:04.036
2 -	1:06.810	+ 7.452	10:10:01.948	8 -	1:00.840	+ 1.482	10:16:04.876
3 -	1:01.154	+ 1.796	10:11:03.102	9 -	59.813	+ 0.455	10:17:04.689
4 -	1:00.022	+ 0.664	10:12:03.124	10 -	1:00.433	+ 1.075	10:18:05.122
5 -	1:00.867	+ 1.509	10:13:03.991	11 -	1:01.133	+ 1.775	10:19:06.255
6 -	<b>59.358</b>		<b>10:14:03.349</b>	12 -	1:00.447	+ 1.089	10:20:06.702
<b>19</b>	<b>Richard CROSS</b>		Triumph 2000 Mk1				
1 -	1:12.497	+ 5.528	10:07:57.249	7 -	1:10.264	+ 3.295	10:14:58.370
2 -	1:09.423	+ 2.454	10:09:06.672	8 -	1:10.087	+ 3.118	10:16:08.457
3 -	1:12.950	+ 5.981	10:10:19.622	9 -	1:07.673	+ 0.704	10:17:16.130
4 -	1:09.213	+ 2.244	10:11:28.835	10 -	1:07.689	+ 0.720	10:18:23.819
5 -	1:09.470	+ 2.501	10:12:38.305	11 -	<b>1:06.969</b>		<b>10:19:30.788</b>
6 -	1:09.801	+ 2.832	10:13:48.106	12 -	1:06.986	+ 0.017	10:20:37.774
<b>27</b>	<b>Roger COPE</b>		BMW 1800				
1 -	1:02.035	+ 1.437	10:07:29.597	8 -	1:01.026	+ 0.428	10:15:54.428
2 -	1:01.908	+ 1.310	10:08:31.505	9 -	<b>1:00.598</b>		<b>10:16:55.026</b>
3 -	1:03.401	+ 2.803	10:09:34.906	10 -	1:02.076	+ 1.478	10:17:57.102
4 -	1:01.240	+ 0.642	10:10:36.146	11 -	1:01.244	+ 0.646	10:18:58.346
5 -	2:05.664 P	+ 1:05.066	10:12:41.810	12 -	1:01.302	+ 0.704	10:19:59.648
6 -	1:08.175	+ 7.577	10:13:49.985	13 -	1:01.758	+ 1.160	10:21:01.406
7 -	1:03.417	+ 2.819	10:14:53.402				
<b>30</b>	<b>Simon WHITING</b>		Alfa Romeo Guilja Sprint GT				
1 -	1:14.938	+ 11.257	10:09:37.248	7 -	1:06.267	+ 2.586	10:16:05.281
2 -	1:04.483	+ 0.802	10:10:41.731	8 -	1:03.843	+ 0.162	10:17:09.124
3 -	1:04.877	+ 1.196	10:11:46.608	9 -	1:04.350	+ 0.669	10:18:13.474
4 -	1:04.423	+ 0.742	10:12:51.031	10 -	1:05.066	+ 1.385	10:19:18.540
5 -	1:04.302	+ 0.621	10:13:55.333	11 -	1:04.813	+ 1.132	10:20:23.353
6 -	<b>1:03.681</b>		<b>10:14:59.014</b>				
<b>38</b>	<b>Steve SHUTTLEWORTH</b>		Ford Lotus Cortina				
1 -	1:04.366	+ 5.089	10:07:28.778	8 -	1:01.084	+ 1.807	10:14:41.395
2 -	1:03.152	+ 3.875	10:08:31.930	9 -	59.590	+ 0.313	10:15:40.985
3 -	1:04.735	+ 5.458	10:09:36.665	10 -	59.567	+ 0.290	10:16:40.552
4 -	1:02.191	+ 2.914	10:10:38.856	11 -	59.668	+ 0.391	10:17:40.220
5 -	1:00.220	+ 0.943	10:11:39.076	12 -	<b>59.277</b>		<b>10:18:39.497</b>
6 -	1:00.731	+ 1.454	10:12:39.807	13 -	59.444	+ 0.167	10:19:38.941
7 -	1:00.504	+ 1.227	10:13:40.311	14 -	1:01.320	+ 2.043	10:20:40.261
<b>39</b>	<b>Paul HOPKINSON</b>		Alfa Romeo Giulja Sprint GT				
1 -	1:15.844	+ 5.295	10:08:18.173	7 -	1:10.978	+ 0.429	10:15:36.620
2 -	1:14.186	+ 3.637	10:09:32.359	8 -	1:12.126	+ 1.577	10:16:48.746
3 -	1:15.318	+ 4.769	10:10:47.677	9 -	1:11.825	+ 1.276	10:18:00.571
4 -	1:13.853	+ 3.304	10:12:01.530	10 -	1:11.123	+ 0.574	10:19:11.694
5 -	1:12.967	+ 2.418	10:13:14.497	11 -	<b>1:10.549</b>		<b>10:20:22.243</b>
6 -	1:11.145	+ 0.596	10:14:25.642				
<b>46</b>	<b>Dan COX</b>		Ford Lotus Cortina				
1 -	1:17.129	+ 18.466	10:07:54.466	8 -	1:00.093	+ 1.430	10:14:59.016
2 -	1:08.951	+ 10.288	10:09:03.417	9 -	59.897	+ 1.234	10:15:58.913
3 -	59.409	+ 0.746	10:10:02.826	10 -	58.862	+ 0.199	10:16:57.775
4 -	58.698	+ 0.035	10:11:01.524	11 -	59.446	+ 0.783	10:17:57.221
5 -	59.919	+ 1.256	10:12:01.443	12 -	59.440	+ 0.777	10:18:56.661

Brands Hatch Indy  
Circuit Length = 1.1986 miles  
Start: 10:05 End: 10:21

Weather / Track : Cloudy / Dry

# Historic Racing Saloons

## QUALIFYING FOR RACE 4 - LAP ANALYSIS

6 -	58.663		10:13:00.106	13 -	58.935	+ 0.272	10:19:55.596
7 -	58.817	+ 0.154	10:13:58.923	14 -	59.265	+ 0.602	10:20:54.861
<b>49</b>	<b>Peter HORE</b>		Lotus Cortina				
1 -	1:01.805	+ 1.947	10:07:23.636	8 -	1:00.006	+ 0.148	10:14:25.610
2 -	59.901	+ 0.043	10:08:23.537	9 -	1:00.906	+ 1.048	10:15:26.516
3 -	1:00.381	+ 0.523	10:09:23.918	10 -	<b>59.858</b>		<b>10:16:26.374</b>
4 -	1:00.412	+ 0.554	10:10:24.330	11 -	1:00.400	+ 0.542	10:17:26.774
5 -	1:00.437	+ 0.579	10:11:24.767	12 -	1:00.173	+ 0.315	10:18:26.947
6 -	1:00.580	+ 0.722	10:12:25.347	13 -	1:00.343	+ 0.485	10:19:27.290
7 -	1:00.257	+ 0.399	10:13:25.604	14 -	1:00.052	+ 0.194	10:20:27.342
<b>50</b>	<b>Paul RICHARDS</b>		Ford Anglia 105E				
1 -	1:04.627	+ 1.766	10:07:53.282	8 -	1:04.014	+ 1.153	10:15:20.942
2 -	1:03.392	+ 0.531	10:08:56.674	9 -	1:03.690	+ 0.829	10:16:24.632
3 -	1:04.053	+ 1.192	10:10:00.727	10 -	1:05.156	+ 2.295	10:17:29.788
4 -	1:04.874	+ 2.013	10:11:05.601	11 -	1:03.617	+ 0.756	10:18:33.405
5 -	<b>1:02.861</b>		<b>10:12:08.462</b>	12 -	1:04.256	+ 1.395	10:19:37.661
6 -	1:04.642	+ 1.781	10:13:13.104	13 -	1:04.861	+ 2.000	10:20:42.522
7 -	1:03.824	+ 0.963	10:14:16.928				
<b>53</b>	<b>Andy YOOL</b>		Ford Anglia 105E				
1 -	1:03.789	+ 3.930	10:07:35.684	8 -	1:09.990	+ 10.131	10:15:02.651
2 -	1:01.029	+ 1.170	10:08:36.713	9 -	1:17.216	+ 17.357	10:16:19.867
3 -	1:13.300	+ 13.441	10:09:50.013	10 -	1:01.025	+ 1.166	10:17:20.892
4 -	1:01.985	+ 2.126	10:10:51.998	11 -	1:10.414	+ 10.555	10:18:31.306
5 -	<b>59.859</b>		<b>10:11:51.857</b>	12 -	1:00.789	+ 0.930	10:19:32.095
6 -	1:00.343	+ 0.484	10:12:52.200	13 -	1:00.636	+ 0.777	10:20:32.731
7 -	1:00.461	+ 0.602	10:13:52.661				
<b>54</b>	<b>Neil WOOD</b>		Ford Anglia 105E				
1 -	1:02.266	+ 3.219	10:07:53.299	8 -	1:00.281	+ 1.234	10:14:53.835
2 -	1:00.214	+ 1.167	10:08:53.513	9 -	59.234	+ 0.187	10:15:53.069
3 -	59.790	+ 0.743	10:09:53.303	10 -	<b>59.047</b>		<b>10:16:52.116</b>
4 -	1:00.255	+ 1.208	10:10:53.558	11 -	59.331	+ 0.284	10:17:51.447
5 -	59.683	+ 0.636	10:11:53.241	12 -	59.136	+ 0.089	10:18:50.583
6 -	59.888	+ 0.841	10:12:53.129	13 -	59.790	+ 0.743	10:19:50.373
7 -	1:00.425	+ 1.378	10:13:53.554	14 -	59.307	+ 0.260	10:20:49.680
<b>69</b>	<b>Bob BULLEN</b>		Ford Anglia 105E				
1 -	1:01.864	+ 3.025	10:07:52.198	8 -	1:02.936	+ 4.097	10:14:53.181
2 -	1:00.030	+ 1.191	10:08:52.228	9 -	59.498	+ 0.659	10:15:52.679
3 -	<b>58.839</b>		<b>10:09:51.067</b>	10 -	59.040	+ 0.201	10:16:51.719
4 -	59.888	+ 1.049	10:10:50.955	11 -	59.240	+ 0.401	10:17:50.959
5 -	59.751	+ 0.912	10:11:50.706	12 -	59.271	+ 0.432	10:18:50.230
6 -	59.588	+ 0.749	10:12:50.294	13 -	59.517	+ 0.678	10:19:49.747
7 -	59.951	+ 1.112	10:13:50.245	14 -	58.903	+ 0.064	10:20:48.650
<b>73</b>	<b>Daniel WARD</b>		Austin Mini Cooper S				
1 -	1:06.022	+ 4.609	10:07:44.123	8 -	1:02.277	+ 0.864	10:15:03.924
2 -	1:03.971	+ 2.558	10:08:48.094	9 -	1:03.469	+ 2.056	10:16:07.393
3 -	1:03.248	+ 1.835	10:09:51.342	10 -	1:02.214	+ 0.801	10:17:09.607
4 -	1:03.690	+ 2.277	10:10:55.032	11 -	1:02.603	+ 1.190	10:18:12.210
5 -	1:02.433	+ 1.020	10:11:57.465	12 -	<b>1:01.413</b>		<b>10:19:13.623</b>
6 -	1:02.071	+ 0.658	10:12:59.536	13 -	1:15.183	+ 13.770	10:20:28.806
7 -	1:02.111	+ 0.698	10:14:01.647				
<b>77</b>	<b>Roger EBDON</b>		Morris Mini Cooper S				
1 -	1:03.708	+ 3.912	10:07:34.398	8 -	1:00.330	+ 0.534	10:14:46.536
2 -	1:01.272	+ 1.476	10:08:35.670	9 -	1:00.245	+ 0.449	10:15:46.781
3 -	1:06.444	+ 6.648	10:09:42.114	10 -	1:00.610	+ 0.814	10:16:47.391
4 -	1:00.856	+ 1.060	10:10:42.970	11 -	<b>59.796</b>		<b>10:17:47.187</b>
5 -	1:00.373	+ 0.577	10:11:43.343	12 -	1:00.317	+ 0.521	10:18:47.504
6 -	1:01.230	+ 1.434	10:12:44.573	13 -	1:00.131	+ 0.335	10:19:47.635

Brands Hatch Indy  
Circuit Length = 1.1986 miles  
Start: 10:05 End: 10:21

Weather / Track : Cloudy / Dry

# Historic Racing Saloons


## QUALIFYING FOR RACE 4 - LAP ANALYSIS

7 -	1:01.633	+ 1.837	10:13:46.206	14 -	1:00.275	+ 0.479	10:20:47.910
<b>79</b>	<b>Jim BURROWS</b>		Austin Mini Cooper S				
1 -	1:03.124	+ 1.719	10:07:39.267	8 -	1:01.805	+ 0.400	10:14:56.708
2 -	1:02.447	+ 1.042	10:08:41.714	9 -	<b>1:01.405</b>		<b>10:15:58.113</b>
3 -	1:04.067	+ 2.662	10:09:45.781	10 -	1:01.576	+ 0.171	10:16:59.689
4 -	1:01.777	+ 0.372	10:10:47.558	11 -	1:13.574	+ 12.169	10:18:13.263
5 -	1:02.399	+ 0.994	10:11:49.957	12 -	1:07.789	+ 6.384	10:19:21.052
6 -	1:03.164	+ 1.759	10:12:53.121	13 -	1:02.535	+ 1.130	10:20:23.587
7 -	1:01.782	+ 0.377	10:13:54.903				
<b>85</b>	<b>Roger GODFREY</b>		Austin Cooper S				
1 -	1:00.882	+ 1.009	10:07:17.184	8 -	1:00.139	+ 0.266	10:14:18.117
2 -	1:00.371	+ 0.498	10:08:17.555	9 -	1:00.032	+ 0.159	10:15:18.149
3 -	59.953	+ 0.080	10:09:17.508	10 -	1:00.592	+ 0.719	10:16:18.741
4 -	1:00.433	+ 0.560	10:10:17.941	11 -	1:00.504	+ 0.631	10:17:19.245
5 -	<b>59.873</b>		<b>10:11:17.814</b>	12 -	1:00.693	+ 0.820	10:18:19.938
6 -	1:00.079	+ 0.206	10:12:17.893	13 -	1:00.665	+ 0.792	10:19:20.603
7 -	1:00.085	+ 0.212	10:13:17.978	14 -	1:01.296	+ 1.423	10:20:21.899
<b>90</b>	<b>Tim Bishop</b>		DKW 3=6				
1 -	1:10.165	+ 2.569	10:07:59.412	7 -	1:09.715	+ 2.119	10:14:59.639
2 -	1:10.877	+ 3.281	10:09:10.289	8 -	1:10.090	+ 2.494	10:16:09.729
3 -	1:11.682	+ 4.086	10:10:21.971	9 -	<b>1:07.596</b>		<b>10:17:17.325</b>
4 -	1:10.033	+ 2.437	10:11:32.004	10 -	1:09.754	+ 2.158	10:18:27.079
5 -	1:09.072	+ 1.476	10:12:41.076	11 -	1:08.492	+ 0.896	10:19:35.571
6 -	1:08.848	+ 1.252	10:13:49.924	12 -	1:10.209	+ 2.613	10:20:45.780
<b>92</b>	<b>Colin GUNTON</b>		Hillman Imp				
1 -	1:08.811	+ 3.481	10:07:36.815	2 -	<b>1:05.330</b>		<b>10:08:42.145</b>
<b>93</b>	<b>Graham MARTIN</b>		Singer Chamois				
1 -	1:05.837	+ 3.217	10:07:49.219	8 -	1:03.089	+ 0.469	10:15:11.711
2 -	1:04.230	+ 1.610	10:08:53.449	9 -	1:03.978	+ 1.358	10:16:15.689
3 -	1:03.128	+ 0.508	10:09:56.577	10 -	1:02.969	+ 0.349	10:17:18.658
4 -	1:02.875	+ 0.255	10:10:59.452	11 -	1:04.299	+ 1.679	10:18:22.957
5 -	<b>1:02.620</b>		<b>10:12:02.072</b>	12 -	1:03.260	+ 0.640	10:19:26.217
6 -	1:03.877	+ 1.257	10:13:05.949	13 -	1:02.947	+ 0.327	10:20:29.164
7 -	1:02.673	+ 0.053	10:14:08.622				
<b>95</b>	<b>Shaun HAZLEWOOD</b>		Hillman Imp				
1 -	1:03.546	+ 0.579	10:07:26.100	8 -	1:04.542	+ 1.575	10:14:54.211
2 -	1:04.804	+ 1.837	10:08:30.904	9 -	1:03.255	+ 0.288	10:15:57.466
3 -	1:04.148	+ 1.181	10:09:35.052	10 -	1:03.360	+ 0.393	10:17:00.826
4 -	1:03.838	+ 0.871	10:10:38.890	11 -	1:03.035	+ 0.068	10:18:03.861
5 -	1:04.207	+ 1.240	10:11:43.097	12 -	1:04.549	+ 1.582	10:19:08.410
6 -	<b>1:02.967</b>		<b>10:12:46.064</b>	13 -	1:03.324	+ 0.357	10:20:11.734
7 -	1:03.605	+ 0.638	10:13:49.669				

Weather / Track : Cloudy / Dry

# Historic Racing Saloons

## RACE 4 - GRID

ROW 11	1:10.549 39 Paul HOPKINSON		
ROW 10		1:06.969 19 Richard CROSS	1:07.596 90 Tim Bishop
ROW 9	1:03.681 30 Simon WHITING		1:05.330 92 Colin GUNTON
ROW 8		1:02.861 50 Paul RICHARDS	1:02.967 95 Shaun HAZLEWOOD
ROW 7	1:01.413 73 Daniel WARD		1:02.620 93 Graham MARTIN
ROW 6		1:00.973 1 Simon BENOY	1:01.405 79 Jim BURROWS
ROW 5	59.873 85 Roger GODFREY		1:00.598 27 Roger COPE
ROW 4		59.858 49 Peter HORE	59.859 53 Andy YOOL
ROW 3	59.358 12 Jim CHAPMAN		59.796 77 Roger EBDON
ROW 2		59.047 54 Neil WOOD	59.277 38 Steve SHUTTLEWORTH
ROW 1	58.663 46 Dan COX		58.839 69 Bob BULLEN
<b>Pole</b>			
			

Brands Hatch Indy  
Circuit Length = 1.1986 miles

**These results are provisional until the conclusion of any judicial and technical matters.**

Clerk of Course :

Timekeeper :

# Historic Racing Saloons

## RACE 4 - CLASSIFICATION

POS	NO	CL	NAME	ENTRY	LAPS	TIME	GAP	DIFF	MPH	BEST	ON
1	46	C	Dan COX	Ford Lotus Cortina	21	20:56.555			72.11	58.738	6
2	69	C	Bob BULLEN	Ford Anglia 105E	21	20:58.591	2.036	2.036	71.99	58.743	6
3	12	K1	Jim CHAPMAN	Ford Mustang	21	21:25.079	28.524	26.488	70.51	59.560	4
4	49	C	Peter HORE	Lotus Cortina	21	21:25.727	29.172	0.648	70.47	1:00.263	12
5	77	D	Roger EBDON	Morris Mini Cooper S	21	21:27.865	31.310	2.138	70.36	1:00.135	4
6	53	C	Andy YOOL	Ford Anglia 105E	21	21:43.634	47.079	15.769	69.51	1:00.332	9
7	27	K2	Roger COPE	BMW 1800	21	21:49.581	53.026	5.947	69.19	1:01.164	7
8	73	K4	Daniel WARD	Austin Mini Cooper S	20	20:59.014	1 lap	1 lap	68.54	1:01.154	8
9	50	C	Paul RICHARDS	Ford Anglia 105E	20	21:17.519	1 lap	18.505	67.55	1:02.191	4
10	1	E	Simon BENOY	Hillman Imp	20	21:17.993	1 lap	0.474	67.52	1:00.545	3
11	95	E	Shaun HAZLEWOOD	Hillman Imp	20	21:25.085	1 lap	7.092	67.15	1:02.194	4
12	30	C	Simon WHITING	Alfa Romeo Giulia Sprint GT	20	21:51.638	1 lap	26.553	65.79	1:03.406	19
13	19	K2	Richard CROSS	Triumph 2000 Mk1	19	21:48.141	2 laps	1 lap	62.67	1:06.556	17
14	90	K5	Tim Bishop	DKW 3=6	19	21:56.805	2 laps	8.664	62.26	1:07.611	11
15	39	K3	Paul HOPKINSON	Alfa Romeo Giulia Sprint GT	18	21:33.392	3 laps	1 lap	60.05	1:09.540	17

### NOT CLASSIFIED

DNF	54	C	Neil WOOD	Ford Anglia 105E	15	15:18.639	6 laps	3 laps	70.45	1:00.373	11
DNF	38	C	Steve SHUTTLEWORTH	Ford Lotus Cortina	1	1:09.194	20 laps	14 laps	62.36	1:09.194	1
DNF	85	D	Roger GODFREY	Austin Cooper S	19	19:25.513	2 laps	0.000	70.34	1:00.256	9
DNF	79	E	Jim BURROWS	Austin Mini Cooper S	13	13:33.247	8 laps	6 laps	68.97	1:01.128	7
DNF	93	E	Graham MARTIN	Singer Chamois	11	10:45.256	10 laps	2 laps	73.56	1:02.240	4
DNF	92	E	Colin GUNTON	Hillman Imp	5	5:27.736	16 laps	6 laps	65.83	1:02.471	4

### FASTEST LAP

46	C	Dan COX	Ford Lotus Cortina	6	58.738	73.46 mph	118.22 kph
12	K1	Jim CHAPMAN	Ford Mustang	4	59.560	72.44 mph	116.59 kph
77	D	Roger EBDON	Morris Mini Cooper S	4	1:00.135	71.75 mph	115.48 kph
1	E	Simon BENOY	Hillman Imp	3	1:00.545	71.27 mph	114.69 kph
73	K4	Daniel WARD	Austin Mini Cooper S	8	1:01.154	70.56 mph	113.55 kph
27	K2	Roger COPE	BMW 1800	7	1:01.164	70.54 mph	113.53 kph
90	K5	Tim Bishop	DKW 3=6	11	1:07.611	63.82 mph	102.71 kph
39	K3	Paul HOPKINSON	Alfa Romeo Giulia Sprint GT	17	1:09.540	62.05 mph	99.86 kph

Weather / Track : Cloudy / Dry

These results are provisional until the conclusion of any judicial and technical matters.

Brands Hatch Indy  
Circuit Length = 1.1986 miles  
Start: 14:34 End: 14:56

Clerk of Course :

Timekeeper :

# Historic Racing Saloons

## RACE 4 - LAP CHART

Lap 1			Lap 2			Lap 3			Lap 4			Lap 5		
No	Behind	Laptime	No	Behind	Laptime	No	Behind	Laptime	No	Behind	Laptime	No	Behind	Laptime
46		1:05.928	46		59.987	46		59.188	46		59.455	46		59.399
54	1.427	1:07.355	69	0.492	59.038	69	0.473	59.169	69	0.568	59.550	69	0.738	59.569
69	1.441	1:07.369	12	2.167	1:00.229	12	3.452	1:00.473	12	3.557	59.560	12	4.190	1:00.032
12	1.925	1:07.853	54	2.285	1:00.845	54	3.512	1:00.415	54	4.450	1:00.393	54	5.601	1:00.550
77	2.885	1:08.813	77	3.395	1:00.497	77	4.824	1:00.617	77	5.504	1:00.135	77	6.462	1:00.357
38	3.266	1:09.194	49	4.764	1:01.233	49	5.987	1:00.411	49	7.321	1:00.789	49	8.929	1:01.007
49	3.518	1:09.446	53	5.563	1:01.157	53	7.172	1:00.797	53	8.642	1:00.925	53	10.030	1:00.787
53	4.393	1:10.321	85	6.189	1:00.929	85	7.427	1:00.426	85	9.064	1:01.092	85	10.542	1:00.877
85	5.247	1:11.175	1	7.278	1:00.982	1	8.635	1:00.545	1	10.591	1:01.411	1	12.433	1:01.241
1	6.283	1:12.211	27	8.089	1:01.478	27	10.985	1:02.084	27	13.111	1:01.581	27	15.464	1:01.752
27	6.598	1:12.526	79	9.008	1:02.119	79	11.569	1:01.749	79	13.980	1:01.866	79	15.999	1:01.418
79	6.876	1:12.804	73	9.297	1:01.713	73	11.867	1:01.758	73	14.470	1:02.058	73	16.692	1:01.621
73	7.571	1:13.499	95	10.689	1:02.929	95	14.055	1:02.554	95	16.794	1:02.194	95	19.793	1:02.398
95	7.747	1:13.675	93	10.929	1:02.399	93	14.279	1:02.538	93	17.064	1:02.240	93	20.165	1:02.500
93	8.517	1:14.445	50	13.153	1:03.444	50	16.383	1:02.418	50	19.119	1:02.191	50	22.734	1:03.014
30	9.462	1:15.390	92	13.847	1:03.218	92	17.256	1:02.597	92	20.272	1:02.471	92	23.779	1:02.906
50	9.696	1:15.624	30	15.437	1:05.962	30	21.005	1:04.756	30	26.554	1:05.004	30	32.428	1:05.273
92	10.616	1:16.544	19	23.503	1:08.551	19	32.743	1:08.428	19	42.488	1:09.200	19	51.442	1:08.353
19	14.939	1:20.867	90	25.739	1:08.588	90	35.547	1:08.996	90	44.367	1:08.275	90	53.003	1:08.035
90	17.138	1:23.066	39	30.555	1:11.901	39	43.159	1:11.792	39	55.535	1:11.831			
39	18.641	1:24.569												



# Historic Racing Saloons

## RACE 4 - LAP CHART

Lap 6			Lap 7			Lap 8			Lap 9			Lap 10		
No	Behind	Laptime	No	Behind	Laptime	No	Behind	Laptime	No	Behind	Laptime	No	Behind	Laptime
46		58.738	46		59.555	46		59.261	46		59.070	46		58.928
69	0.743	58.743	69	0.637	59.449	69	0.506	59.130	69	0.489	59.053	69	1.221	59.660
12	6.420	1:00.968	19	1 LAP	1:09.732	12	9.196	1:01.097	12	11.423	1:01.297	12	13.761	1:01.266
54	7.929	1:01.066	90	1 LAP	1:10.635	54	11.044	1:01.499	54	12.750	1:00.776	54	14.451	1:00.629
77	8.537	1:00.813	12	7.360	1:00.495	77	11.481	1:00.794	77	13.344	1:00.933	77	15.121	1:00.705
49	11.242	1:01.051	54	8.806	1:00.432	19	1 LAP	1:09.399	49	15.647	1:00.539	49	17.388	1:00.669
39	1 LAP	1:14.052	77	9.948	1:00.966	49	14.178	1:00.558	85	16.227	1:00.256	85	18.133	1:00.834
53	12.171	1:00.879	49	12.881	1:01.194	85	15.041	1:00.381	53	17.066	1:00.332	53	19.649	1:01.511
85	12.587	1:00.783	85	13.921	1:00.889	90	1 LAP	1:09.271	1	21.807	1:01.370	1	26.156	1:03.277
1	15.141	1:01.446	53	14.304	1:01.688	53	15.804	1:00.761	19	1 LAP	1:09.124	27	26.786	1:01.526
27	18.085	1:01.359	1	17.358	1:01.772	1	19.507	1:01.410	27	24.188	1:01.471	79	27.602	1:01.347
79	18.805	1:01.544	27	19.694	1:01.164	27	21.787	1:01.354	90	1 LAP	1:08.367	73	28.260	1:01.526
73	19.416	1:01.462	79	20.378	1:01.128	79	22.928	1:01.811	79	25.183	1:01.325	19	1 LAP	1:09.613
93	23.813	1:02.386	73	21.175	1:01.314	73	23.068	1:01.154	73	25.662	1:01.664	90	1 LAP	1:08.864
95	24.221	1:03.166	39	1 LAP	1:13.432	93	30.723	1:03.040	95	34.197	1:02.534	95	37.848	1:02.579
50	27.044	1:03.048	93	26.944	1:02.686	95	30.733	1:02.443	93	34.529	1:02.876	50	44.119	1:03.327
30	39.489	1:05.799	95	27.551	1:02.885	50	35.282	1:03.922	50	39.720	1:03.508	93	45.747	1:10.146
			50	30.621	1:03.132	39	1 LAP	1:11.491	39	1 LAP	1:09.645	39	1 LAP	1:09.803
			30	45.764	1:05.830	30	51.765	1:05.262	30	57.968	1:05.273			

# Historic Racing Saloons

## RACE 4 - LAP CHART

Lap 11			Lap 12			Lap 13			Lap 14			Lap 15		
No	Behind	Laptime	No	Behind	Laptime	No	Behind	Laptime	No	Behind	Laptime	No	Behind	Laptime
46		59.522	46		59.668	46		59.311	46		59.602	46		59.677
69	0.655	58.956	69	0.488	59.501	69	0.786	59.609	69	0.701	59.517	69	1.350	1:00.326
30	1 LAP	1:05.648	30	1 LAP	1:05.302	93	2 LAPS	2:22.640	12	17.943	1:00.673	50	1 LAP	1:06.640
12	14.286	1:00.047	39	2 LAPS	1:11.435	30	1 LAP	1:04.395	54	20.089	1:01.761	19	2 LAPS	1:08.517
54	15.302	1:00.373	12	15.309	1:00.691	12	16.872	1:00.874	77	20.661	1:01.410	90	2 LAPS	1:08.048
77	16.264	1:00.665	54	16.324	1:00.690	54	17.930	1:00.917	49	21.615	1:00.721	12	19.401	1:01.135
49	18.188	1:00.322	77	16.950	1:00.354	77	18.853	1:01.214	30	1 LAP	1:05.592	54	21.350	1:00.938
85	19.458	1:00.847	49	18.783	1:00.263	49	20.496	1:01.024	85	23.220	1:00.873	77	22.383	1:01.399
53	21.020	1:00.893	85	20.657	1:00.867	85	21.949	1:00.603	53	26.928	1:01.394	49	22.831	1:00.893
1	28.227	1:01.593	53	22.447	1:01.095	39	2 LAPS	1:10.973	39	2 LAPS	1:10.669	85	24.627	1:01.084
27	28.756	1:01.492	1	30.601	1:02.042	53	25.136	1:02.000	27	36.760	1:02.392	30	1 LAP	1:05.284
73	30.665	1:01.927	27	31.018	1:01.930	27	33.970	1:02.263	73	39.285	1:03.274	53	27.976	1:00.725
79	30.790	1:02.710	73	32.225	1:01.228	1	35.125	1:03.835	1	39.286	1:03.763	27	39.156	1:02.073
19	1 LAP	1:07.462	79	32.713	1:01.591	79	35.237	1:01.835	95	55.751	1:04.332	73	41.392	1:01.784
95	42.215	1:03.889	95	46.137	1:03.590	73	35.613	1:02.699				1	43.629	1:04.020
90	1 LAP	1:07.706	19	1 LAP	1:07.685	95	51.021	1:04.195				39	2 LAPS	1:11.105
50	47.331	1:02.734	90	1 LAP	1:07.611	50	55.443	1:03.735						
			50	51.019	1:03.356	19	1 LAP	1:07.499						
						90	1 LAP	1:08.180						

# Historic Racing Saloons

## RACE 4 - LAP CHART

Lap 16			Lap 17			Lap 18			Lap 19			Lap 20		
No	Behind	Laptime	No	Behind	Laptime	No	Behind	Laptime	No	Behind	Laptime	No	Behind	Laptime
46		59.849	46		59.128	46		59.631	46		1:00.182	46		1:00.258
69	0.873	59.372	69	0.820	59.075	69	2.775	1:01.586	69	2.469	59.876	69	2.596	1:00.385
95	1 LAP	1:06.131	1	1 LAP	1:19.446	39	3 LAPS	1:10.574	50	1 LAP	1:02.761	50	1 LAP	1:03.124
50	1 LAP	1:02.698	95	1 LAP	1:04.893	50	1 LAP	1:03.645	1	1 LAP	1:02.278	1	1 LAP	1:02.405
19	2 LAPS	1:06.799	50	1 LAP	1:02.579	1	1 LAP	1:10.004	39	3 LAPS	1:10.401	95	1 LAP	1:04.959
90	2 LAPS	1:07.667	19	2 LAPS	1:07.356	95	1 LAP	1:06.258	95	1 LAP	1:04.032	39	3 LAPS	1:09.540
12	20.724	1:01.172	12	23.200	1:01.604	12	24.723	1:01.154	12	25.557	1:01.016	12	27.008	1:01.709
77	23.933	1:01.399	90	2 LAPS	1:08.041	49	27.256	1:00.838	49	27.861	1:00.787	49	28.948	1:01.345
49	24.263	1:01.281	77	25.790	1:00.985	77	27.398	1:01.239	77	28.308	1:01.092	77	29.691	1:01.641
85	26.244	1:01.466	49	26.049	1:00.914	85	28.769	1:00.491	85	29.434	1:00.847	19	2 LAPS	1:07.684
53	29.910	1:01.783	85	27.909	1:00.793	19	2 LAPS	1:07.948	19	2 LAPS	1:06.556	53	46.294	1:00.946
30	1 LAP	1:05.039	30	1 LAP	1:05.110	90	2 LAPS	1:09.077	90	2 LAPS	1:08.224	27	50.253	1:03.012
27	41.232	1:01.925	53	43.134	1:12.352	30	1 LAP	1:04.880	53	45.606	1:01.375	30	1 LAP	1:03.406
73	45.110	1:03.567	27	43.966	1:01.862	53	44.413	1:00.910	27	47.499	1:02.059	90	2 LAPS	1:09.578
39	2 LAPS	1:09.905	73	50.310	1:04.328	27	45.622	1:01.287	30	1 LAP	1:04.607			
						73	54.625	1:03.946	73	58.656	1:04.213			

# Historic Racing Saloons

## RACE 4 - LAP CHART

Lap 21		
No	Behind	Laptime
46		1:00.218
69	2.036	59.658
73	1 LAP	1:04.279
50	1 LAP	1:02.619
1	1 LAP	1:02.942
12	28.524	1:01.734
95	1 LAP	1:05.449
49	29.172	1:00.442
77	31.310	1:01.837
39	3 LAPS	1:10.274
53	47.079	1:01.003
19	2 LAPS	1:07.368
27	53.026	1:02.991
30	1 LAP	1:03.826
90	2 LAPS	1:08.576

# Classic Formula 3

## QUALIFYING FOR RACE 5 - CLASSIFICATION

POS	NO	CL	NAME	ENTRY	TIME	ON	LAPS	GAP	DIFF	MPH
1	8	A	Bill COOMBS	Argo JM6	48.554	10	14			88.87
2	32	A	Jamie BRASHAW	Chevron B47	49.555	10	17	1.001	1.001	87.07
3	28	A	Paul SMITH	Chevron B38	49.626	15	17	1.072	0.071	86.95
4	40	A	Hugh PRICE	Chevron B38	49.832	5	17	1.278	0.206	86.59
5	22	A	Geoffrey HOODLESS	March 803	49.837	8	17	1.283	0.005	86.58
6	81	A	Nicholas BARNETT	Ralt RT1	50.204	5	16	1.650	0.367	85.95
7	52	A	James PARSONS	March 803B	50.296	9	17	1.742	0.092	85.79
8	70	A	Marcus MUSSA	Modus M1	50.372	13	16	1.818	0.076	85.66
9	48	C	Oliver THORPE	Royale RP27	51.335	12	16	2.781	0.963	84.05
10	65	C	Peter DENHAM	Reynard SF78	51.367	7	16	2.813	0.032	84.00
11	42	A	Tom THORNTON	Argo JM3	51.401	4	4	2.847	0.034	83.94
12	31	A	Matthew STURMER	Van Diemen GRD 376	51.470	15	16	2.916	0.069	83.83
13	80	A	Roger LEE	March 763	51.547	11	16	2.993	0.077	83.71
14	53	C	Roger PRICE	Delta T79	51.769	7	11	3.215	0.222	83.35
15	18	A	Paul DIBDEN	Ralt RT1	52.950	13	15	4.396	1.181	81.49
16	71	A	Alan HICKS	Ralt RT1	53.028	10	16	4.474	0.078	81.37
17	26	A	Peter HISCOCKS	Lola T670	53.405	14	16	4.851	0.377	80.79
18	93	A	Rudolf ERNST	Ralt RT1	54.136	14	15	5.582	0.731	79.70
19	69	B	Albert CLEMENTS	Lotus 69	57.619	8	11	9.065	3.483	74.88
20	97	B	Richard WALTERS	Mallock Mk11B	1:00.558	12	12	12.004	2.939	71.25

Car 97 - please fit working transponder

Weather / Track : Cloudy / Dry

These results are provisional until the conclusion of any judicial and technical matters.

Brands Hatch Indy  
Circuit Length = 1.1986 miles  
Start: 10:32 End: 10:48

Clerk of Course :

Timekeeper :

# Classic Formula 3

## QUALIFYING FOR RACE 5 - LAP ANALYSIS

<b>8</b>	<b>Bill COOMBS</b>		Argo JM6				
1 -	51.109	+ 2.555	10:34:38.112	8 -	48.623	+ 0.069	10:40:21.304
2 -	49.719	+ 1.165	10:35:27.831	9 -	48.914	+ 0.360	10:41:10.218
3 -	49.283	+ 0.729	10:36:17.114	10 -	<b>48.554</b>		<b>10:41:58.772</b>
4 -	48.986	+ 0.432	10:37:06.100	11 -	3:14.760 P	+ 2:26.206	10:45:13.532
5 -	48.801	+ 0.247	10:37:54.901	12 -	55.335	+ 6.781	10:46:08.867
6 -	48.978	+ 0.424	10:38:43.879	13 -	48.586	+ 0.032	10:46:57.453
7 -	48.802	+ 0.248	10:39:32.681	14 -	48.729	+ 0.175	10:47:46.182
<b>18</b>	<b>Paul DIBDEN</b>		Ralt RT1				
1 -	54.085	+ 1.135	10:34:49.893	9 -	54.783	+ 1.833	10:42:05.914
2 -	53.420	+ 0.470	10:35:43.313	10 -	53.471	+ 0.521	10:42:59.385
3 -	55.316	+ 2.366	10:36:38.629	11 -	53.417	+ 0.467	10:43:52.802
4 -	56.425	+ 3.475	10:37:35.054	12 -	53.514	+ 0.564	10:44:46.316
5 -	54.897	+ 1.947	10:38:29.951	13 -	<b>52.950</b>		<b>10:45:39.266</b>
6 -	54.436	+ 1.486	10:39:24.387	14 -	53.583	+ 0.633	10:46:32.849
7 -	53.171	+ 0.221	10:40:17.558	15 -	53.398	+ 0.448	10:47:26.247
8 -	53.573	+ 0.623	10:41:11.131				
<b>22</b>	<b>Geoffrey HOODLESS</b>		March 803				
1 -	52.710	+ 2.873	10:34:40.571	10 -	50.205	+ 0.368	10:42:20.090
2 -	51.094	+ 1.257	10:35:31.665	11 -	50.239	+ 0.402	10:43:10.329
3 -	51.104	+ 1.267	10:36:22.769	12 -	50.137	+ 0.300	10:44:00.466
4 -	50.565	+ 0.728	10:37:13.334	13 -	50.916	+ 1.079	10:44:51.382
5 -	55.761	+ 5.924	10:38:09.095	14 -	50.356	+ 0.519	10:45:41.738
6 -	50.796	+ 0.959	10:38:59.891	15 -	50.384	+ 0.547	10:46:32.122
7 -	49.912	+ 0.075	10:39:49.803	16 -	51.438	+ 1.601	10:47:23.560
8 -	<b>49.837</b>		<b>10:40:39.640</b>	17 -	50.017	+ 0.180	10:48:13.577
9 -	50.245	+ 0.408	10:41:29.885				
<b>26</b>	<b>Peter HISCOCKS</b>		Lola T670				
1 -	58.434	+ 5.029	10:34:43.107	9 -	53.750	+ 0.345	10:41:58.443
2 -	54.420	+ 1.015	10:35:37.527	10 -	54.242	+ 0.837	10:42:52.685
3 -	55.065	+ 1.660	10:36:32.592	11 -	55.739	+ 2.334	10:43:48.424
4 -	55.310	+ 1.905	10:37:27.902	12 -	54.206	+ 0.801	10:44:42.630
5 -	54.451	+ 1.046	10:38:22.353	13 -	54.770	+ 1.365	10:45:37.400
6 -	54.601	+ 1.196	10:39:16.954	14 -	<b>53.405</b>		<b>10:46:30.805</b>
7 -	53.932	+ 0.527	10:40:10.886	15 -	54.144	+ 0.739	10:47:24.949
8 -	53.807	+ 0.402	10:41:04.693	16 -	54.076	+ 0.671	10:48:19.025
<b>28</b>	<b>Paul SMITH</b>		Chevron B38				
1 -	51.339	+ 1.713	10:34:29.643	10 -	49.903	+ 0.277	10:42:04.992
2 -	50.681	+ 1.055	10:35:20.324	11 -	50.073	+ 0.447	10:42:55.065
3 -	50.389	+ 0.763	10:36:10.713	12 -	50.658	+ 1.032	10:43:45.723
4 -	51.436	+ 1.810	10:37:02.149	13 -	49.891	+ 0.265	10:44:35.614
5 -	50.223	+ 0.597	10:37:52.372	14 -	50.150	+ 0.524	10:45:25.764
6 -	50.722	+ 1.096	10:38:43.094	15 -	<b>49.626</b>		<b>10:46:15.390</b>
7 -	51.495	+ 1.869	10:39:34.589	16 -	49.785	+ 0.159	10:47:05.175
8 -	50.247	+ 0.621	10:40:24.836	17 -	51.389	+ 1.763	10:47:56.564
9 -	50.253	+ 0.627	10:41:15.089				
<b>31</b>	<b>Matthew STURMER</b>		Van Diemen GRD 376				
1 -	54.357	+ 2.887	10:34:28.857	9 -	52.254	+ 0.784	10:41:46.062
2 -	53.375	+ 1.905	10:35:22.232	10 -	51.774	+ 0.304	10:42:37.836
3 -	54.388	+ 2.918	10:36:16.620	11 -	52.041	+ 0.571	10:43:29.877
4 -	52.319	+ 0.849	10:37:08.939	12 -	52.104	+ 0.634	10:44:21.981
5 -	1:06.096	+ 14.626	10:38:15.035	13 -	52.513	+ 1.043	10:45:14.494
6 -	54.297	+ 2.827	10:39:09.332	14 -	51.471	+ 0.001	10:46:05.965
7 -	52.810	+ 1.340	10:40:02.142	15 -	<b>51.470</b>		<b>10:46:57.435</b>
8 -	51.666	+ 0.196	10:40:53.808	16 -	51.947	+ 0.477	10:47:49.382
<b>32</b>	<b>Jamie BRASHAW</b>		Chevron B47				
1 -	53.613	+ 4.058	10:34:40.288	10 -	<b>49.555</b>		<b>10:42:14.926</b>

Car 97 - please fit working transponder

Weather / Track : Cloudy / Dry

## Classic Formula 3

### QUALIFYING FOR RACE 5 - LAP ANALYSIS

2 -	50.763	+ 1.208	10:35:31.051	11 -	50.454	+ 0.899	10:43:05.380
3 -	51.216	+ 1.661	10:36:22.267	12 -	49.865	+ 0.310	10:43:55.245
4 -	50.769	+ 1.214	10:37:13.036	13 -	50.634	+ 1.079	10:44:45.879
5 -	50.352	+ 0.797	10:38:03.388	14 -	50.948	+ 1.393	10:45:36.827
6 -	50.316	+ 0.761	10:38:53.704	15 -	52.042	+ 2.487	10:46:28.869
7 -	50.206	+ 0.651	10:39:43.910	16 -	49.911	+ 0.356	10:47:18.780
8 -	51.813	+ 2.258	10:40:35.723	17 -	51.060	+ 1.505	10:48:09.840
9 -	49.648	+ 0.093	10:41:25.371				
<b>40</b>	<b>Hugh PRICE</b>			<b>Chevron B38</b>			
1 -	51.361	+ 1.529	10:34:22.290	10 -	50.857	+ 1.025	10:42:00.096
2 -	51.132	+ 1.300	10:35:13.422	11 -	50.822	+ 0.990	10:42:50.918
3 -	49.944	+ 0.112	10:36:03.366	12 -	50.855	+ 1.023	10:43:41.773
4 -	50.181	+ 0.349	10:36:53.547	13 -	50.502	+ 0.670	10:44:32.275
5 -	<b>49.832</b>		<b>10:37:43.379</b>	14 -	1:00.154	+ 10.322	10:45:32.429
6 -	54.325	+ 4.493	10:38:37.704	15 -	57.487	+ 7.655	10:46:29.916
7 -	50.404	+ 0.572	10:39:28.108	16 -	50.840	+ 1.008	10:47:20.756
8 -	50.656	+ 0.824	10:40:18.764	17 -	51.478	+ 1.646	10:48:12.234
9 -	50.475	+ 0.643	10:41:09.239				
<b>42</b>	<b>Tom THORNTON</b>			<b>Argo JM3</b>			
1 -	53.587	+ 2.186	10:34:31.882	3 -	52.252	+ 0.851	10:36:16.047
2 -	51.913	+ 0.512	10:35:23.795	4 -	<b>51.401</b>		<b>10:37:07.448</b>
<b>48</b>	<b>Oliver THORPE</b>			<b>Royale RP27</b>			
1 -	52.659	+ 1.324	10:34:25.092	9 -	51.471	+ 0.136	10:41:23.530
2 -	52.524	+ 1.189	10:35:17.616	10 -	51.521	+ 0.186	10:42:15.051
3 -	52.885	+ 1.550	10:36:10.501	11 -	51.802	+ 0.467	10:43:06.853
4 -	53.209	+ 1.874	10:37:03.710	12 -	<b>51.335</b>		<b>10:43:58.188</b>
5 -	52.215	+ 0.880	10:37:55.925	13 -	52.000	+ 0.665	10:44:50.188
6 -	52.079	+ 0.744	10:38:48.004	14 -	51.508	+ 0.173	10:45:41.696
7 -	51.945	+ 0.610	10:39:39.949	15 -	51.959	+ 0.624	10:46:33.655
8 -	52.110	+ 0.775	10:40:32.059	16 -	51.934	+ 0.599	10:47:25.589
<b>52</b>	<b>James PARSONS</b>			<b>March 803B</b>			
1 -	52.195	+ 1.899	10:34:25.620	10 -	50.459	+ 0.163	10:42:06.803
2 -	52.380	+ 2.084	10:35:18.000	11 -	50.416	+ 0.120	10:42:57.219
3 -	51.432	+ 1.136	10:36:09.432	12 -	50.797	+ 0.501	10:43:48.016
4 -	51.397	+ 1.101	10:37:00.829	13 -	50.355	+ 0.059	10:44:38.371
5 -	51.396	+ 1.100	10:37:52.225	14 -	51.105	+ 0.809	10:45:29.476
6 -	52.003	+ 1.707	10:38:44.228	15 -	50.538	+ 0.242	10:46:20.014
7 -	51.321	+ 1.025	10:39:35.549	16 -	51.261	+ 0.965	10:47:11.275
8 -	50.499	+ 0.203	10:40:26.048	17 -	51.185	+ 0.889	10:48:02.460
9 -	<b>50.296</b>		<b>10:41:16.344</b>				
<b>53</b>	<b>Roger PRICE</b>			<b>Delta T79</b>			
1 -	54.264	+ 2.495	10:34:44.842	7 -	<b>51.769</b>		<b>10:40:01.093</b>
2 -	54.211	+ 2.442	10:35:39.053	8 -	51.856	+ 0.087	10:40:52.949
3 -	52.225	+ 0.456	10:36:31.278	9 -	52.274	+ 0.505	10:41:45.223
4 -	51.791	+ 0.022	10:37:23.069	10 -	51.932	+ 0.163	10:42:37.155
5 -	53.945	+ 2.176	10:38:17.014	11 -	1:17.877 P	+ 26.108	10:43:55.032
6 -	52.310	+ 0.541	10:39:09.324				
<b>65</b>	<b>Peter DENHAM</b>			<b>Reynard SF78</b>			
1 -	54.771	+ 3.404	10:34:44.606	9 -	52.714	+ 1.347	10:41:44.671
2 -	53.922	+ 2.555	10:35:38.528	10 -	51.528	+ 0.161	10:42:36.199
3 -	51.948	+ 0.581	10:36:30.476	11 -	51.742	+ 0.375	10:43:27.941
4 -	52.319	+ 0.952	10:37:22.795	12 -	51.430	+ 0.063	10:44:19.371
5 -	53.875	+ 2.508	10:38:16.670	13 -	51.567	+ 0.200	10:45:10.938
6 -	52.296	+ 0.929	10:39:08.966	14 -	51.848	+ 0.481	10:46:02.786
7 -	<b>51.367</b>		<b>10:40:00.333</b>	15 -	53.458	+ 2.091	10:46:56.244
8 -	51.624	+ 0.257	10:40:51.957	16 -	55.292	+ 3.925	10:47:51.536

Car 97 - please fit working transponder

Weather / Track : Cloudy / Dry

## Classic Formula 3

### QUALIFYING FOR RACE 5 - LAP ANALYSIS

<b>69</b>	<b>Albert CLEMENTS</b>		Lotus 69				
1 -	58.753	+ 1.134	10:34:42.022	7 -	58.529	+ 0.910	10:40:36.568
2 -	59.241	+ 1.622	10:35:41.263	8 -	<b>57.619</b>		<b>10:41:34.187</b>
3 -	59.147	+ 1.528	10:36:40.410	9 -	58.120	+ 0.501	10:42:32.307
4 -	57.810	+ 0.191	10:37:38.220	10 -	4:14.475 P	+ 3:16.856	10:46:46.782
5 -	1:01.328	+ 3.709	10:38:39.548	11 -	1:16.199	+ 18.580	10:48:02.981
6 -	58.491	+ 0.872	10:39:38.039				
<b>70</b>	<b>Marcus MUSSA</b>		Modus M1				
1 -	54.412	+ 4.040	10:34:35.025	9 -	51.156	+ 0.784	10:41:38.579
2 -	52.068	+ 1.696	10:35:27.093	10 -	51.044	+ 0.672	10:42:29.623
3 -	1:02.611	+ 12.239	10:36:29.704	11 -	50.856	+ 0.484	10:43:20.479
4 -	51.588	+ 1.216	10:37:21.292	12 -	50.655	+ 0.283	10:44:11.134
5 -	52.930	+ 2.558	10:38:14.222	13 -	<b>50.372</b>		<b>10:45:01.506</b>
6 -	51.128	+ 0.756	10:39:05.350	14 -	58.348	+ 7.976	10:45:59.854
7 -	50.970	+ 0.598	10:39:56.320	15 -	50.813	+ 0.441	10:46:50.667
8 -	51.103	+ 0.731	10:40:47.423	16 -	58.052	+ 7.680	10:47:48.719
<b>71</b>	<b>Alan HICKS</b>		Ralt RT1				
1 -	55.723	+ 2.695	10:34:34.355	9 -	54.172	+ 1.144	10:41:54.460
2 -	54.355	+ 1.327	10:35:28.710	10 -	<b>53.028</b>		<b>10:42:47.488</b>
3 -	56.121	+ 3.093	10:36:24.831	11 -	53.615	+ 0.587	10:43:41.103
4 -	54.747	+ 1.719	10:37:19.578	12 -	53.900	+ 0.872	10:44:35.003
5 -	57.902	+ 4.874	10:38:17.480	13 -	54.571	+ 1.543	10:45:29.574
6 -	54.711	+ 1.683	10:39:12.191	14 -	53.215	+ 0.187	10:46:22.789
7 -	54.170	+ 1.142	10:40:06.361	15 -	53.969	+ 0.941	10:47:16.758
8 -	53.927	+ 0.899	10:41:00.288	16 -	55.465	+ 2.437	10:48:12.223
<b>80</b>	<b>Roger LEE</b>		March 763				
1 -	56.585	+ 5.038	10:34:44.207	9 -	52.831	+ 1.284	10:41:53.577
2 -	56.635	+ 5.088	10:35:40.842	10 -	51.926	+ 0.379	10:42:45.503
3 -	53.928	+ 2.381	10:36:34.770	11 -	<b>51.547</b>		<b>10:43:37.050</b>
4 -	55.215	+ 3.668	10:37:29.985	12 -	51.628	+ 0.081	10:44:28.678
5 -	53.119	+ 1.572	10:38:23.104	13 -	51.601	+ 0.054	10:45:20.279
6 -	53.390	+ 1.843	10:39:16.494	14 -	51.717	+ 0.170	10:46:11.996
7 -	52.243	+ 0.696	10:40:08.737	15 -	51.802	+ 0.255	10:47:03.798
8 -	52.009	+ 0.462	10:41:00.746	16 -	52.597	+ 1.050	10:47:56.395
<b>81</b>	<b>Nicholas BARNETT</b>		Ralt RT1				
1 -	52.468	+ 2.264	10:34:23.779	9 -	51.091	+ 0.887	10:41:12.288
2 -	51.118	+ 0.914	10:35:14.897	10 -	52.584	+ 2.380	10:42:04.872
3 -	50.482	+ 0.278	10:36:05.379	11 -	51.315	+ 1.111	10:42:56.187
4 -	50.261	+ 0.057	10:36:55.640	12 -	51.371	+ 1.167	10:43:47.558
5 -	<b>50.204</b>		<b>10:37:45.844</b>	13 -	50.412	+ 0.208	10:44:37.970
6 -	53.527	+ 3.323	10:38:39.371	14 -	55.746	+ 5.542	10:45:33.716
7 -	51.114	+ 0.910	10:39:30.485	15 -	50.849	+ 0.645	10:46:24.565
8 -	50.712	+ 0.508	10:40:21.197	16 -	51.445	+ 1.241	10:47:16.010
<b>93</b>	<b>Rudolf ERNST</b>		Ralt RT1				
1 -	59.116	+ 4.980	10:34:42.896	9 -	54.882	+ 0.746	10:42:13.829
2 -	58.941	+ 4.805	10:35:41.837	10 -	56.300	+ 2.164	10:43:10.129
3 -	54.434	+ 0.298	10:36:36.271	11 -	55.457	+ 1.321	10:44:05.586
4 -	56.829	+ 2.693	10:37:33.100	12 -	54.928	+ 0.792	10:45:00.514
5 -	55.006	+ 0.870	10:38:28.106	13 -	55.372	+ 1.236	10:45:55.886
6 -	55.880	+ 1.744	10:39:23.986	14 -	<b>54.136</b>		<b>10:46:50.022</b>
7 -	57.754	+ 3.618	10:40:21.740	15 -	54.487	+ 0.351	10:47:44.509
8 -	57.207	+ 3.071	10:41:18.947				
<b>97</b>	<b>Richard WALTERS</b>		Mallock Mk11B				
1 -	1:08.562	+ 8.004	10:35:19.781	7 -	1:02.147	+ 1.589	10:41:49.320
2 -	1:11.078	+ 10.520	10:36:30.859	8 -	1:02.189	+ 1.631	10:42:51.509
3 -	1:04.908	+ 4.350	10:37:35.767	9 -	1:02.758	+ 2.200	10:43:54.267
4 -	1:03.593	+ 3.035	10:38:39.360	10 -	1:01.397	+ 0.839	10:44:55.664

Car 97 - please fit working transponder

Weather / Track : Cloudy / Dry



### Classic Formula 3

### QUALIFYING FOR RACE 5 - LAP ANALYSIS

5 -	1:05.094	+ 4.536	10:39:44.454	11 -	1:01.230	+ 0.672	10:45:56.894
6 -	1:02.719	+ 2.161	10:40:47.173	12 -	<b>1:00.558</b>		<b>10:46:57.452</b>


Car 97 - please fit working transponder

Weather / Track : Cloudy / Dry

[www.tsl-timing.com](http://www.tsl-timing.com)

Brands Hatch Indy  
Circuit Length = 1.1986 miles  
Start: 10:32 End: 10:48

**Classic Formula 3**  
**RACE 5 - GRID**

ROW 10	57.619 69 Albert CLEMENTS	1:00.558 97 Richard WALTERS
ROW 9	53.405 26 Peter HISCOCKS	54.136 93 Rudolf ERNST
ROW 8	52.950 18 Paul DIBDEN	53.028 71 Alan HICKS
ROW 7	51.547 80 Roger LEE	51.769 53 Roger PRICE
ROW 6	51.401 42 Tom THORNTON	51.470 31 Matthew STURMER
ROW 5	51.335 48 Oliver THORPE	51.367 65 Peter DENHAM
ROW 4	50.296 52 James PARSONS	50.372 70 Marcus MUSSA
ROW 3	49.837 22 Geoffrey HOODLESS	50.204 81 Nicholas BARNETT
ROW 2	49.626 28 Paul SMITH	49.832 40 Hugh PRICE
ROW 1	48.554 8 Bill COOMBS	49.555 32 Jamie BRASHAW
<b>Pole</b>		
		

Brands Hatch Indy  
 Circuit Length = 1.1986 miles

**These results are provisional until the conclusion of any judicial and technical matters.**

Clerk of Course :		Timekeeper :
-------------------	--	--------------

# Classic Formula 3

## RACE 5 - CLASSIFICATION

POS	NO	CL	NAME	ENTRY	LAPS	TIME	GAP	DIFF	MPH	BEST	ON
1	8	A	Bill COOMBS	Argo JM6	24	20:30.299			84.17	48.866	4
2	32	A	Jamie BRASHAW	Chevron B47	24	21:00.371	30.072	30.072	82.16	49.902	3
3	28	A	Paul SMITH	Chevron B38	24	21:05.353	35.054	4.982	81.84	49.973	5
4	40	A	Hugh PRICE	Chevron B38	24	21:11.566	41.267	6.213	81.44	50.685	3
5	80	A	Roger LEE	March 763	23	20:41.044	1 lap	1 lap	79.96	51.433	7
6	81	A	Nicholas BARNETT	Ralt RT1	23	20:47.389	1 lap	6.345	79.56	51.237	3
7	65	C	Peter DENHAM	Reynard SF78	23	20:47.449	1 lap	0.060	79.55	51.977	4
8	52	A	James PARSONS	March 803B	23	20:48.599	1 lap	1.150	79.48	51.625	3
9	53	C	Roger PRICE	Delta T79	23	20:52.439	1 lap	3.840	79.24	52.089	4
10	22	A	Geoffrey HOODLESS	March 803	23	20:59.851	1 lap	7.412	78.77	50.400	3
11	31	A	Matthew STURMER	Van Diemen GRD 376	23	21:08.987	1 lap	9.136	78.20	52.010	3
12	70	A	Marcus MUSSA	Modus M1	23	21:20.548	1 lap	11.561	77.50	51.313	6
13	18	A	Paul DIBDEN	Ralt RT1	22	20:32.520	2 laps	1 lap	77.02	52.863	7
14	26	A	Peter HISCOCKS	Lola T670	22	21:15.015	2 laps	42.495	74.45	53.434	6
15	93	A	Rudolf ERNST	Ralt RT1	21	20:37.320	3 laps	1 lap	73.23	54.661	2
16	64	C	Janet SHERRY	Royale RP27	21	22:14.896	3 laps	1:37.576	67.88	57.637	2
17	69	B	Albert CLEMENTS	Lotus 69	20	20:32.993	4 laps	1 lap	69.99	55.513	2
18	97	B	Richard WALTERS	Mallock Mk11B	20	20:48.866	4 laps	15.873	69.10	59.346	20
NOT CLASSIFIED											
DNF	71	A	Alan HICKS	Ralt RT1	8	7:26.367	16 laps	12 laps	77.33	53.490	6
DNF	42	A	Tom THORNTON	Argo JM3	0						
DNF	48	C	Oliver THORPE	Royale RP27	14	12:40.328	10 laps	0.000	79.45	51.966	6
FASTEST LAP											
8	A	Bill COOMBS	Argo JM6	4	48.866	88.30 mph	142.11 kph				
48	C	Oliver THORPE	Royale RP27	6	51.966	83.03 mph	133.63 kph				
69	B	Albert CLEMENTS	Lotus 69	2	55.513	77.73 mph	125.09 kph				

Weather / Track : Cloudy / Dry

These results are provisional until the conclusion of any judicial and technical matters.

Brands Hatch Indy  
Circuit Length = 1.1986 miles  
Start: 15:07 End: 15:29

Clerk of Course :

Timekeeper :

**Classic Formula 3**  
**RACE 5 - LAP CHART**

Lap 1			Lap 2			Lap 3			Lap 4			Lap 5		
No	Behind	Laptime	No	Behind	Laptime	No	Behind	Laptime	No	Behind	Laptime	No	Behind	Laptime
8		54.699	8		49.219	8		48.975	8		48.866	8		49.268
32	1.589	56.288	32	2.755	50.385	32	3.682	49.902	32	4.817	50.001	97	1 LAP	1:01.622
28	1.961	56.660	28	3.259	50.517	28	4.434	50.150	28	5.772	50.204	32	5.754	50.205
40	3.036	57.735	40	4.679	50.862	40	6.389	50.685	40	8.538	51.015	28	6.477	49.973
22	3.570	58.269	22	5.244	50.893	22	6.669	50.400	22	8.640	50.837	40	11.015	51.745
52	4.550	59.249	52	7.095	51.764	52	9.745	51.625	52	12.715	51.836	52	15.278	51.831
48	6.230	1:00.929	48	9.603	52.592	48	12.890	52.262	48	16.367	52.343	48	19.616	52.517
65	6.864	1:01.563	65	10.429	52.784	65	13.482	52.028	65	16.593	51.977	65	20.014	52.689
53	7.523	1:02.222	53	10.780	52.476	53	14.388	52.583	53	17.611	52.089	53	20.851	52.508
31	8.763	1:03.462	31	12.113	52.569	31	15.148	52.010	31	18.316	52.034	81	23.793	51.947
80	10.166	1:04.865	80	14.444	53.497	80	17.562	52.093	80	20.965	52.269	80	24.738	53.041
71	11.153	1:05.852	71	15.781	53.847	81	18.210	51.237	81	21.114	51.770	31	28.637	59.589
18	12.590	1:07.289	81	15.948	52.071	71	20.780	53.974	18	25.029	52.952	18	29.970	54.209
81	13.096	1:07.795	18	16.976	53.605	18	20.943	52.942	71	26.058	54.144	71	31.589	54.799
69	13.258	1:07.957	69	19.552	55.513	69	26.277	55.700	26	32.472	54.738	22	35.112	1:15.740
93	14.766	1:09.465	93	20.208	54.661	93	26.488	55.255	70	32.741	51.988	70	36.390	52.917
26	15.917	1:10.616	26	20.828	54.130	26	26.600	54.747	69	34.817	57.406	26	37.909	54.705
64	17.467	1:12.166	64	25.885	57.637	70	29.619	51.344	93	34.842	57.220	69	43.332	57.783
97	17.704	1:12.403	70	27.250	51.940	64	34.638	57.728	64	43.981	58.209	93	43.399	57.825
70	24.529	1:19.228	97	29.475	1:00.990	97	41.258	1:00.758						

**Classic Formula 3**  
**RACE 5 - LAP CHART**

Lap 6			Lap 7			Lap 8			Lap 9			Lap 10		
No	Behind	Laptime	No	Behind	Laptime	No	Behind	Laptime	No	Behind	Laptime	No	Behind	Laptime
8		49.201	8		49.294	8		50.882	8		53.530	8		52.783
64	1 LAP	59.712	93	1 LAP	55.249	26	1 LAP	59.602	26	1 LAP	1:01.204	32	11.925	54.935
32	7.209	50.656	69	1 LAP	1:02.373	93	1 LAP	56.207	93	1 LAP	57.779	70	1 LAP	55.943
28	8.224	50.948	32	8.544	50.629	32	9.282	51.620	32	9.773	54.021	26	1 LAP	1:02.188
40	12.632	50.818	28	9.129	50.199	28	11.229	52.982	70	1 LAP	56.243	40	20.492	55.329
97	1 LAP	1:01.589	40	14.381	51.043	70	1 LAP	1:13.792	40	17.946	54.378	93	1 LAP	1:04.326
52	18.051	51.974	64	1 LAP	59.490	40	17.098	53.599	28	24.546	1:06.847	28	26.184	54.421
48	22.381	51.966	52	22.042	53.285	69	1 LAP	1:02.363	52	29.615	56.153	48	32.184	55.044
65	22.948	52.135	48	25.053	51.966	64	1 LAP	1:01.073	69	1 LAP	1:04.561	52	33.258	56.426
53	24.078	52.428	65	25.990	52.336	52	26.992	55.832	48	29.923	55.588	65	33.772	56.218
81	25.932	51.340	53	27.739	52.955	48	27.865	53.694	65	30.337	54.754	80	36.903	56.350
80	27.366	51.829	81	28.304	51.666	65	29.113	54.005	80	33.336	54.500	69	1 LAP	1:00.279
31	33.218	53.782	80	29.505	51.433	81	31.816	54.394	64	1 LAP	1:02.524	53	41.465	58.792
18	34.126	53.357	97	1 LAP	1:01.873	53	32.219	55.362	53	35.456	56.767	81	42.233	58.293
71	35.878	53.490	31	36.254	52.330	80	32.366	53.743	81	36.723	58.437	64	1 LAP	1:02.455
22	36.727	50.816	18	37.695	52.863	97	1 LAP	1:02.811	31	47.787	57.472	18	50.916	55.758
70	38.502	51.313	71	40.198	53.614	31	43.845	58.473	18	47.941	56.955	31	51.492	56.488
26	42.142	53.434	22	41.119	53.686	18	44.516	57.703	22	50.090	57.025			
						71	45.963	56.647	97	1 LAP	1:04.275			
						22	46.595	56.358						

**Classic Formula 3**  
**RACE 5 - LAP CHART**

Lap 11			Lap 12			Lap 13			Lap 14			Lap 15		
No	Behind	Laptime	No	Behind	Laptime	No	Behind	Laptime	No	Behind	Laptime	No	Behind	Laptime
8		52.921	8		52.982	8		52.889	8		51.812	8		52.130
22	1 LAP	56.564	18	1 LAP	55.768	69	2 LAPS	1:01.727	18	1 LAP	55.558	81	1 LAP	54.939
97	2 LAPS	1:02.450	64	2 LAPS	1:02.415	18	1 LAP	54.881	31	1 LAP	55.652	93	2 LAPS	1:01.301
32	13.227	54.223	31	1 LAP	56.304	31	1 LAP	54.001	22	1 LAP	54.561	22	1 LAP	54.069
70	1 LAP	53.712	22	1 LAP	55.679	22	1 LAP	55.707	69	2 LAPS	1:02.172	31	1 LAP	59.081
40	22.561	54.990	32	13.818	53.573	64	2 LAPS	1:01.027	32	15.872	53.841	32	18.692	54.950
26	1 LAP	59.333	70	1 LAP	53.884	32	13.843	52.914	64	2 LAPS	1:01.529	69	2 LAPS	1:03.197
28	27.094	53.831	97	2 LAPS	1:03.693	70	1 LAP	53.247	70	1 LAP	53.554	70	1 LAP	54.600
93	1 LAP	1:01.380	40	24.233	54.654	40	25.404	54.060	40	26.854	53.262	18	1 LAP	1:12.494
48	34.508	55.245	28	26.826	52.714	28	26.405	52.468	28	26.949	52.356	28	27.853	53.034
65	36.114	55.263	26	1 LAP	58.625	97	2 LAPS	1:03.218	97	2 LAPS	1:02.781	40	28.589	53.865
52	36.611	56.274	93	1 LAP	58.288	26	1 LAP	58.318	48	43.007	55.988	64	2 LAPS	1:02.615
80	39.147	55.165	48	36.571	55.045	48	38.831	55.149	65	43.168	55.382	65	47.157	56.119
53	45.262	56.718	65	37.201	54.069	65	39.598	55.286	26	1 LAP	58.990	80	47.588	53.685
81	45.947	56.635	52	38.656	55.027	52	42.384	56.617	80	46.033	55.290	26	1 LAP	59.329
69	1 LAP	1:01.688	80	40.699	54.534	80	42.555	54.745	52	46.298	55.726	52	50.600	56.432
			53	47.622	55.342	93	1 LAP	1:03.341	53	52.050	54.588			
			81	48.049	55.084	53	49.274	54.541						
						81	49.716	54.556						

**Classic Formula 3**  
**RACE 5 - LAP CHART**

Lap 16			Lap 17			Lap 18			Lap 19			Lap 20		
No	Behind	Laptime	No	Behind	Laptime	No	Behind	Laptime	No	Behind	Laptime	No	Behind	Laptime
8		51.570	8		52.824	8		51.254	8		51.172	8		50.848
97	3 LAPS	1:03.721	52	1 LAP	55.264	65	1 LAP	54.884	65	1 LAP	54.911	80	1 LAP	53.021
53	1 LAP	54.287	26	2 LAPS	57.657	52	1 LAP	53.292	69	3 LAPS	1:04.272	65	1 LAP	53.708
81	1 LAP	53.860	53	1 LAP	54.142	53	1 LAP	53.314	52	1 LAP	53.602	52	1 LAP	53.779
93	2 LAPS	58.860	81	1 LAP	53.984	81	1 LAP	53.250	64	3 LAPS	1:01.022	81	1 LAP	52.605
22	1 LAP	54.372	97	3 LAPS	1:02.344	26	2 LAPS	57.935	81	1 LAP	52.700	53	1 LAP	54.286
31	1 LAP	53.969	93	2 LAPS	56.649	22	1 LAP	54.723	53	1 LAP	53.729	64	3 LAPS	1:01.444
32	19.702	52.580	22	1 LAP	53.102	97	3 LAPS	1:01.365	26	2 LAPS	57.110	69	3 LAPS	1:05.660
70	1 LAP	53.487	31	1 LAP	54.201	32	21.072	52.917	22	1 LAP	52.681	22	1 LAP	53.334
28	28.630	52.347	32	19.409	52.531	31	1 LAP	55.013	32	22.652	52.752	26	2 LAPS	56.449
40	30.197	53.178	70	1 LAP	53.079	93	2 LAPS	1:00.920	31	1 LAP	53.648	32	23.609	51.805
18	1 LAP	57.430	28	27.289	51.483	28	28.166	52.131	28	29.581	52.587	31	1 LAP	53.413
69	2 LAPS	1:03.882	40	29.692	52.319	70	1 LAP	53.562	93	2 LAPS	57.645	28	30.320	51.587
64	2 LAPS	1:01.580	18	1 LAP	54.409	40	30.912	52.474	97	3 LAPS	1:01.881	40	35.389	53.739
80	48.745	52.727	69	2 LAPS	1:00.718	18	1 LAP	54.327	40	32.498	52.758	93	2 LAPS	58.001
65	50.489	54.902	64	2 LAPS	1:01.274	80	51.027	53.074	70	1 LAP	59.128	70	1 LAP	53.368
			80	49.207	53.286				18	1 LAP	54.134	97	3 LAPS	1:01.240
												18	1 LAP	53.223

**Classic Formula 3**  
**RACE 5 - LAP CHART**

Lap 21			Lap 22			Lap 23			Lap 24		
No	Behind	Laptime	No	Behind	Laptime	No	Behind	Laptime	No	Behind	Laptime
8		50.556	8		50.417	8		50.475	8		51.732
80	1 LAP	52.198	97	4 LAPS	1:00.439	93	3 LAPS	58.137	18	2 LAPS	54.703
65	1 LAP	53.440	80	1 LAP	53.038	80	1 LAP	53.924	69	4 LAPS	1:01.979
52	1 LAP	53.091	65	1 LAP	53.107	97	4 LAPS	1:00.067	93	3 LAPS	56.617
81	1 LAP	52.713	52	1 LAP	53.272	65	1 LAP	52.960	80	1 LAP	52.737
53	1 LAP	53.320	81	1 LAP	53.240	81	1 LAP	53.132	81	1 LAP	51.741
22	1 LAP	53.539	53	1 LAP	53.324	52	1 LAP	53.979	65	1 LAP	52.929
32	27.399	54.346	22	1 LAP	52.479	53	1 LAP	53.393	52	1 LAP	52.269
26	2 LAPS	57.264	32	29.107	52.125	22	1 LAP	52.553	97	4 LAPS	59.346
64	3 LAPS	1:02.515	28	34.315	53.221	32	30.088	51.456	53	1 LAP	53.273
31	1 LAP	55.006	31	1 LAP	54.250	28	35.229	51.389	22	1 LAP	52.464
28	31.511	51.747	26	2 LAPS	56.760	31	1 LAP	53.229	32	30.072	51.716
69	3 LAPS	1:02.274	40	39.181	52.489	26	2 LAPS	56.206	28	35.054	51.557
40	37.109	52.276	64	3 LAPS	1:01.684	40	40.779	52.073	31	1 LAP	53.011
70	1 LAP	54.779	69	3 LAPS	1:01.489	70	1 LAP	54.066	40	41.267	52.220
93	2 LAPS	58.194	70	1 LAP	52.849	64	3 LAPS	1:01.880	26	2 LAPS	55.675
18	1 LAP	54.212	18	1 LAP	53.748				70	1 LAP	52.525
									64	3 LAPS	1:44.917



# Historic Road Sports

## QUALIFYING FOR RACE 6 - CLASSIFICATION

POS	NO	CL	NAME	ENTRY	TIME	ON	LAPS	GAP	DIFF	MPH
1	69	C	Andy SHEPHERD	Lotus Seven S2	56.150	7	14			76.84
2	5	C	Dave RANDALL	Ginetta G4	56.607	12	14	0.457	0.457	76.22
3	92	A	James PATERSON	Morgan Plus 8	56.622	9	10	0.472	0.015	76.20
4	84	C	Andrew MARLER	Lotus Elan	56.682	12	14	0.532	0.060	76.12
5	54	C	Martin HALLIDAY	Lotus Seven S3	56.988	3	4	0.838	0.306	75.71
6	53	Inv	Bill GOODALL	Jaguar E-Type	57.320	2	9	1.170	0.332	75.28
7	46	C	Paul TOOMS	Lotus Elan S4	57.831	11	12	1.681	0.511	74.61
8	7	Inv	Brian ARCULUS	Triumph TR3A	58.227	4	13	2.077	0.396	74.10
9	51	C	Peter SHAW	Lotus Elan	58.309	5	12	2.159	0.082	74.00
10	65	A	Julian DODD	TVR Griffith	58.460	3	12	2.310	0.151	73.81
11	52	B	Justin MURPHY	Milano GT Mk1	58.653	6	9	2.503	0.193	73.56
12	36	C	Frazer GIBNEY	Lotus Elan S1	58.768	7	11	2.618	0.115	73.42
13	63	B	Colin SHARP	Triumph TR5	58.930	7	13	2.780	0.162	73.22
14	71	E	Dick COFFEY	Turner Mk1	59.407	3	7	3.257	0.477	72.63
15	22	F	John FITZGERALD	Turner Mk2	1:00.552	7	8	4.402	1.145	71.26
16	32	E	Patrick WARD-BOOTH	Ginetta G4	1:00.809	7	11	4.659	0.257	70.96
17	31	B	James OWEN	Triumph TR5	1:00.930	3	9	4.780	0.121	70.81
18	44	B	David KIRBY	Triumph TR6	1:00.968	12	12	4.818	0.038	70.77
19	49	E	David REES	Turner Mk2 BMC	1:01.079	6	13	4.929	0.111	70.64
20	6	Inv	Adam BAGNALL	Triumph GT6 Mk3	1:01.278	3	12	5.128	0.199	70.41
21	78	B	Jonathon RUSHTON	Morgan Plus 4	1:02.219	2	8	6.069	0.941	69.35
22	66	B	Mark HOBLE	Morgan Plus 4	1:02.279	7	11	6.129	0.060	69.28
23	50	C	Rachel WATTS	Lotus Elan	1:03.194	2	7	7.044	0.915	68.28
24	83	F	Daniel WOOD	JWF Italia	1:03.704	11	12	7.554	0.510	67.73
25	61	C	Geoff SIZZEY	Turner Mk 3	1:04.586	1	2	8.436	0.882	66.81
26	91	Inv	Richard OWEN	Triumph TR2	1:04.931	7	8	8.781	0.345	66.45
27	99	Inv	Jon MCDONALD	MGA	1:06.410	5	12	10.260	1.479	64.97

Car 71 - please fit working transponder

Weather / Track : Cloudy / Dry

These results are provisional until the conclusion of any judicial and technical matters.

Brands Hatch Indy  
Circuit Length = 1.1986 miles  
Start: 10:58 End: 11:28

Clerk of Course :

Timekeeper :

# Historic Road Sports

## QUALIFYING FOR RACE 6 - LAP ANALYSIS

<b>5</b>	<b>Dave RANDALL</b>		<b>Ginetta G4</b>				
1 -	1:00.685	+ 4.078	11:01:22.426	8 -	57.162	+ 0.555	11:08:13.448
2 -	1:00.312	+ 3.705	11:02:22.738	9 -	59.033	+ 2.426	11:09:12.481
3 -	1:00.777	+ 4.170	11:03:23.515	10 -	15:06.388	+ 14:09.781	11:24:18.869
4 -	58.236	+ 1.629	11:04:21.751	11 -	57.195	+ 0.588	11:25:16.064
5 -	57.999	+ 1.392	11:05:19.750	12 -	<b>56.607</b>		<b>11:26:12.671</b>
6 -	57.743	+ 1.136	11:06:17.493	13 -	57.019	+ 0.412	11:27:09.690
7 -	58.793	+ 2.186	11:07:16.286	14 -	56.654	+ 0.047	11:28:06.344
<b>6</b>	<b>Adam BAGNALL</b>		<b>Triumph GT6 Mk3</b>				
1 -	1:03.117	+ 1.839	11:01:12.085	7 -	1:02.484	+ 1.206	11:07:28.185
2 -	1:02.184	+ 0.906	11:02:14.269	8 -	1:04.935	+ 3.657	11:08:33.120
3 -	<b>1:01.278</b>		<b>11:03:15.547</b>	9 -	16:17.410	+ 15:16.132	11:24:50.530
4 -	1:01.758	+ 0.480	11:04:17.305	10 -	1:01.892	+ 0.614	11:25:52.422
5 -	1:06.521	+ 5.243	11:05:23.826	11 -	1:01.871	+ 0.593	11:26:54.293
6 -	1:01.875	+ 0.597	11:06:25.701	12 -	1:01.360	+ 0.082	11:27:55.653
<b>7</b>	<b>Brian ARCULUS</b>		<b>Triumph TR3A</b>				
1 -	1:03.619	+ 5.392	11:01:20.466	8 -	58.456	+ 0.229	11:08:14.492
2 -	1:00.542	+ 2.315	11:02:21.008	9 -	58.866	+ 0.639	11:09:13.358
3 -	59.259	+ 1.032	11:03:20.267	10 -	15:46.864	+ 14:48.637	11:25:00.222
4 -	<b>58.227</b>		<b>11:04:18.494</b>	11 -	58.315	+ 0.088	11:25:58.537
5 -	1:00.156	+ 1.929	11:05:18.650	12 -	58.986	+ 0.759	11:26:57.523
6 -	58.872	+ 0.645	11:06:17.522	13 -	58.748	+ 0.521	11:27:56.271
7 -	58.514	+ 0.287	11:07:16.036				
<b>22</b>	<b>John FITZGERALD</b>		<b>Turner Mk2</b>				
1 -	1:03.568	+ 3.016	11:01:18.385	5 -	1:01.360	+ 0.808	11:05:29.074
2 -	1:02.483	+ 1.931	11:02:20.868	6 -	1:00.771	+ 0.219	11:06:29.845
3 -	1:05.651	+ 5.099	11:03:26.519	7 -	<b>1:00.552</b>		<b>11:07:30.397</b>
4 -	1:01.195	+ 0.643	11:04:27.714	8 -	1:02.009	+ 1.457	11:08:32.406
<b>31</b>	<b>James OWEN</b>		<b>Triumph TR5</b>				
1 -	1:03.888	+ 2.958	11:00:56.668	6 -	1:01.080	+ 0.150	11:06:03.631
2 -	1:01.526	+ 0.596	11:01:58.194	7 -	1:01.748	+ 0.818	11:07:05.379
3 -	<b>1:00.930</b>		<b>11:02:59.124</b>	8 -	1:01.936	+ 1.006	11:08:07.315
4 -	1:01.699	+ 0.769	11:04:00.823	9 -	1:04.796	+ 3.866	11:09:12.111
5 -	1:01.728	+ 0.798	11:05:02.551				
<b>32</b>	<b>Patrick WARD-BOOTH</b>		<b>Ginetta G4</b>				
1 -	1:04.233	+ 3.424	11:01:05.196	7 -	<b>1:00.809</b>		<b>11:07:12.374</b>
2 -	1:01.257	+ 0.448	11:02:06.453	8 -	1:01.465	+ 0.656	11:08:13.839
3 -	1:01.291	+ 0.482	11:03:07.744	9 -	1:02.073	+ 1.264	11:09:15.912
4 -	1:01.119	+ 0.310	11:04:08.863	10 -	15:10.720	+ 14:09.911	11:24:26.632
5 -	1:01.646	+ 0.837	11:05:10.509	11 -	1:29.487 P	+ 28.678	11:25:56.119
6 -	1:01.056	+ 0.247	11:06:11.565				
<b>36</b>	<b>Frazer GIBNEY</b>		<b>Lotus Elan S1</b>				
1 -	1:00.595	+ 1.827	11:01:21.925	7 -	<b>58.768</b>		<b>11:07:18.645</b>
2 -	1:00.072	+ 1.304	11:02:21.997	8 -	17:29.197	+ 16:30.429	11:24:47.842
3 -	1:00.879	+ 2.111	11:03:22.876	9 -	1:02.992	+ 4.224	11:25:50.834
4 -	59.053	+ 0.285	11:04:21.929	10 -	1:00.801	+ 2.033	11:26:51.635
5 -	59.027	+ 0.259	11:05:20.956	11 -	59.930	+ 1.162	11:27:51.565
6 -	58.921	+ 0.153	11:06:19.877				
<b>44</b>	<b>David KIRBY</b>		<b>Triumph TR6</b>				
1 -	1:05.711	+ 4.743	11:01:20.469	7 -	1:01.237	+ 0.269	11:07:33.367
2 -	1:05.073	+ 4.105	11:02:25.542	8 -	1:02.083	+ 1.115	11:08:35.450
3 -	1:01.369	+ 0.401	11:03:26.911	9 -	16:11.879	+ 15:10.911	11:24:47.329
4 -	1:02.315	+ 1.347	11:04:29.226	10 -	1:04.613	+ 3.645	11:25:51.942
5 -	1:01.913	+ 0.945	11:05:31.139	11 -	1:01.823	+ 0.855	11:26:53.765
6 -	1:00.991	+ 0.023	11:06:32.130	12 -	<b>1:00.968</b>		<b>11:27:54.733</b>

Car 71 - please fit working transponder

Weather / Track : Cloudy / Dry

www.tsl-timing.com

Brands Hatch Indy  
Circuit Length = 1.1986 miles  
Start: 10:58 End: 11:28

Page 1 of 4

Printed - 11.29 Saturday, 13 September 2008

# Historic Road Sports

## QUALIFYING FOR RACE 6 - LAP ANALYSIS

<b>46</b>	<b>Paul TOOMS</b>		Lotus Elan S4				
1 -	58.691	+ 0.860	11:00:41.616	7 -	58.123	+ 0.292	11:06:33.900
2 -	58.013	+ 0.182	11:01:39.629	8 -	58.315	+ 0.484	11:07:32.215
3 -	58.409	+ 0.578	11:02:38.038	9 -	58.273	+ 0.442	11:08:30.488
4 -	58.533	+ 0.702	11:03:36.571	10 -	16:08.640	+ 15:10.809	11:24:39.128
5 -	57.879	+ 0.048	11:04:34.450	11 -	<b>57.831</b>		<b>11:25:36.959</b>
6 -	1:01.327	+ 3.496	11:05:35.777	12 -	2:28.132 P	+ 1:30.301	11:28:05.091
<b>49</b>	<b>David REES</b>		Turner Mk2 BMC				
1 -	1:05.194	+ 4.115	11:01:05.692	8 -	1:02.674	+ 1.595	11:08:18.896
2 -	1:03.013	+ 1.934	11:02:08.705	9 -	1:02.124	+ 1.045	11:09:21.020
3 -	1:01.899	+ 0.820	11:03:10.604	10 -	15:13.421	+ 14:12.342	11:24:34.441
4 -	1:01.701	+ 0.622	11:04:12.305	11 -	1:01.738	+ 0.659	11:25:36.179
5 -	1:01.536	+ 0.457	11:05:13.841	12 -	1:02.611	+ 1.532	11:26:38.790
6 -	<b>1:01.079</b>		<b>11:06:14.920</b>	13 -	1:06.632	+ 5.553	11:27:45.422
7 -	1:01.302	+ 0.223	11:07:16.222				
<b>50</b>	<b>Rachel WATTS</b>		Lotus Elan				
1 -	1:04.351	+ 1.157	11:01:17.375	5 -	1:04.197	+ 1.003	11:05:36.405
2 -	<b>1:03.194</b>		<b>11:02:20.569</b>	6 -	1:04.828	+ 1.634	11:06:41.233
3 -	1:06.110	+ 2.916	11:03:26.679	7 -	1:03.901	+ 0.707	11:07:45.134
4 -	1:05.529	+ 2.335	11:04:32.208				
<b>51</b>	<b>Peter SHAW</b>		Lotus Elan				
1 -	59.037	+ 0.728	11:00:39.123	7 -	1:00.485	+ 2.176	11:06:37.125
2 -	58.491	+ 0.182	11:01:37.614	8 -	1:01.403	+ 3.094	11:07:38.528
3 -	59.428	+ 1.119	11:02:37.042	9 -	1:01.277	+ 2.968	11:08:39.805
4 -	1:00.350	+ 2.041	11:03:37.392	10 -	15:38.896	+ 14:40.587	11:24:18.701
5 -	<b>58.309</b>		<b>11:04:35.701</b>	11 -	1:02.238	+ 3.929	11:25:20.939
6 -	1:00.939	+ 2.630	11:05:36.640	12 -	1:25.305 P	+ 26.996	11:26:46.244
<b>52</b>	<b>Justin MURPHY</b>		Milano GT Mk1				
1 -	1:03.601	+ 4.948	11:01:19.922	6 -	<b>58.653</b>		<b>11:06:18.186</b>
2 -	1:00.499	+ 1.846	11:02:20.421	7 -	58.956	+ 0.303	11:07:17.142
3 -	59.048	+ 0.395	11:03:19.469	8 -	58.996	+ 0.343	11:08:16.138
4 -	58.842	+ 0.189	11:04:18.311	9 -	59.671	+ 1.018	11:09:15.809
5 -	1:01.222	+ 2.569	11:05:19.533				
<b>53</b>	<b>Bill GOODALL</b>		Jaguar E-Type				
1 -	57.620	+ 0.300	11:00:49.415	6 -	58.303	+ 0.983	11:05:37.940
2 -	<b>57.320</b>		<b>11:01:46.735</b>	7 -	59.405	+ 2.085	11:06:37.345
3 -	57.626	+ 0.306	11:02:44.361	8 -	57.680	+ 0.360	11:07:35.025
4 -	57.842	+ 0.522	11:03:42.203	9 -	58.564	+ 1.244	11:08:33.589
5 -	57.434	+ 0.114	11:04:39.637				
<b>54</b>	<b>Martin HALLIDAY</b>		Lotus Seven S3				
1 -	58.803	+ 1.815	11:00:52.420	3 -	<b>56.988</b>		<b>11:02:46.733</b>
2 -	57.325	+ 0.337	11:01:49.745	4 -	59.572	+ 2.584	11:03:46.305
<b>61</b>	<b>Geoff SIZZEY</b>		Turner Mk 3				
1 -	<b>1:04.586</b>		<b>11:01:28.907</b>	2 -	1:07.467	+ 2.881	11:02:36.374
<b>63</b>	<b>Colin SHARP</b>		Triumph TR5				
1 -	1:03.751	+ 4.821	11:01:20.341	8 -	1:00.716	+ 1.786	11:08:19.405
2 -	1:00.469	+ 1.539	11:02:20.810	9 -	1:00.869	+ 1.939	11:09:20.274
3 -	59.445	+ 0.515	11:03:20.255	10 -	15:04.978	+ 14:06.048	11:24:25.252
4 -	59.324	+ 0.394	11:04:19.579	11 -	59.419	+ 0.489	11:25:24.671
5 -	1:00.928	+ 1.998	11:05:20.507	12 -	59.405	+ 0.475	11:26:24.076
6 -	59.252	+ 0.322	11:06:19.759	13 -	59.383	+ 0.453	11:27:23.459
7 -	<b>58.930</b>		<b>11:07:18.689</b>				
<b>65</b>	<b>Julian DODD</b>		TVR Griffith				
1 -	1:01.121	+ 2.661	11:01:30.894	7 -	1:00.377	+ 1.917	11:07:32.117

Car 71 - please fit working transponder

Weather / Track : Cloudy / Dry

www.tsl-timing.com

Brands Hatch Indy  
Circuit Length = 1.1986 miles  
Start: 10:58 End: 11:28

# Historic Road Sports

## QUALIFYING FOR RACE 6 - LAP ANALYSIS

2 -	1:00.123	+ 1.663	11:02:31.017	8 -	1:09.382	+ 10.922	11:08:41.499
3 -	<b>58.460</b>		<b>11:03:29.477</b>	9 -	16:15.761	+ 15:17.301	11:24:57.260
4 -	59.903	+ 1.443	11:04:29.380	10 -	59.005	+ 0.545	11:25:56.265
5 -	1:02.566	+ 4.106	11:05:31.946	11 -	1:03.684	+ 5.224	11:26:59.949
6 -	59.794	+ 1.334	11:06:31.740	12 -	58.867	+ 0.407	11:27:58.816
<b>66</b>	<b>Mark HOBLE</b>			<b>Morgan Plus 4</b>			
1 -	1:05.941	+ 3.662	11:01:20.130	7 -	<b>1:02.279</b>		<b>11:07:44.967</b>
2 -	1:06.806	+ 4.527	11:02:26.936	8 -	1:03.053	+ 0.774	11:08:48.020
3 -	1:03.673	+ 1.394	11:03:30.609	9 -	15:35.183	+ 14:32.904	11:24:23.203
4 -	1:03.997	+ 1.718	11:04:34.606	10 -	1:03.365	+ 1.086	11:25:26.568
5 -	1:04.803	+ 2.524	11:05:39.409	11 -	1:38.679 P	+ 36.400	11:27:05.247
6 -	1:03.279	+ 1.000	11:06:42.688				
<b>69</b>	<b>Andy SHEPHERD</b>			<b>Lotus Seven S2</b>			
1 -	58.917	+ 2.767	11:00:39.661	8 -	57.293	+ 1.143	11:07:24.369
2 -	57.801	+ 1.651	11:01:37.462	9 -	57.380	+ 1.230	11:08:21.749
3 -	57.810	+ 1.660	11:02:35.272	10 -	59.555	+ 3.405	11:09:21.304
4 -	57.598	+ 1.448	11:03:32.870	11 -	15:10.518	+ 14:14.368	11:24:31.822
5 -	58.690	+ 2.540	11:04:31.560	12 -	57.352	+ 1.202	11:25:29.174
6 -	59.366	+ 3.216	11:05:30.926	13 -	1:05.807	+ 9.657	11:26:34.981
7 -	<b>56.150</b>		<b>11:06:27.076</b>	14 -	57.276	+ 1.126	11:27:32.257
<b>71</b>	<b>Dick COFFEY</b>			<b>Turner Mk1</b>			
1 -	1:00.015	+ 0.608	11:06:24.709	5 -	59.897	+ 0.490	11:25:39.595
2 -	59.955	+ 0.548	11:07:24.664	6 -	1:01.304	+ 1.897	11:26:40.899
3 -	<b>59.407</b>		<b>11:08:24.071</b>	7 -	1:05.037	+ 5.630	11:27:45.936
4 -	16:15.627	+ 15:16.220	11:24:39.698				
<b>78</b>	<b>Jonathon RUSHTON</b>			<b>Morgan Plus 4</b>			
1 -	1:04.242	+ 2.023	11:01:16.822	5 -	1:09.152	+ 6.933	11:05:42.699
2 -	<b>1:02.219</b>		<b>11:02:19.041</b>	6 -	1:04.567	+ 2.348	11:06:47.266
3 -	1:06.876	+ 4.657	11:03:25.917	7 -	1:02.219		11:07:49.485
4 -	1:07.630	+ 5.411	11:04:33.547	8 -	1:26.323 P	+ 24.104	11:09:15.808
<b>83</b>	<b>Daniel WOOD</b>			<b>JWF Italia</b>			
1 -	1:11.483	+ 7.779	11:01:25.626	7 -	1:04.384	+ 0.680	11:07:55.014
2 -	1:04.762	+ 1.058	11:02:30.388	8 -	1:05.439	+ 1.735	11:09:00.453
3 -	1:05.803	+ 2.099	11:03:36.191	9 -	15:41.372	+ 14:37.668	11:24:41.825
4 -	1:04.547	+ 0.843	11:04:40.738	10 -	1:03.992	+ 0.288	11:25:45.817
5 -	1:05.639	+ 1.935	11:05:46.377	11 -	<b>1:03.704</b>		<b>11:26:49.521</b>
6 -	1:04.253	+ 0.549	11:06:50.630	12 -	1:04.093	+ 0.389	11:27:53.614
<b>84</b>	<b>Andrew MARLER</b>			<b>Lotus Elan</b>			
1 -	59.726	+ 3.044	11:01:09.371	8 -	56.979	+ 0.297	11:07:53.386
2 -	58.800	+ 2.118	11:02:08.171	9 -	59.190	+ 2.508	11:08:52.576
3 -	56.865	+ 0.183	11:03:05.036	10 -	15:25.170	+ 14:28.488	11:24:17.746
4 -	57.902	+ 1.220	11:04:02.938	11 -	57.063	+ 0.381	11:25:14.809
5 -	59.136	+ 2.454	11:05:02.074	12 -	<b>56.682</b>		<b>11:26:11.491</b>
6 -	57.161	+ 0.479	11:05:59.235	13 -	57.388	+ 0.706	11:27:08.879
7 -	57.172	+ 0.490	11:06:56.407	14 -	56.830	+ 0.148	11:28:05.709
<b>91</b>	<b>Richard OWEN</b>			<b>Triumph TR2</b>			
1 -	1:08.042	+ 3.111	11:01:07.723	5 -	1:08.180	+ 3.249	11:05:36.124
2 -	1:06.903	+ 1.972	11:02:14.626	6 -	1:07.722	+ 2.791	11:06:43.846
3 -	1:06.001	+ 1.070	11:03:20.627	7 -	<b>1:04.931</b>		<b>11:07:48.777</b>
4 -	1:07.317	+ 2.386	11:04:27.944	8 -	1:09.452	+ 4.521	11:08:58.229
<b>92</b>	<b>James PATERSON</b>			<b>Morgan Plus 8</b>			
1 -	57.846	+ 1.224	11:00:41.557	6 -	56.723	+ 0.101	11:05:28.472
2 -	56.649	+ 0.027	11:01:38.206	7 -	56.707	+ 0.085	11:06:25.179
3 -	59.006	+ 2.384	11:02:37.212	8 -	57.220	+ 0.598	11:07:22.399
4 -	57.303	+ 0.681	11:03:34.515	9 -	<b>56.622</b>		<b>11:08:19.021</b>
5 -	57.234	+ 0.612	11:04:31.749	10 -	56.908	+ 0.286	11:09:15.929

Car 71 - please fit working transponder

Weather / Track : Cloudy / Dry

# Historic Road Sports

## QUALIFYING FOR RACE 6 - LAP ANALYSIS

99		Jon MCDONALD			MGA		
1 -	1:14.432	+ 8.022	11:01:27.927	7 -	1:06.569	+ 0.159	11:08:14.487
2 -	1:10.493	+ 4.083	11:02:38.420	8 -	1:06.589	+ 0.179	11:09:21.076
3 -	1:08.677	+ 2.267	11:03:47.097	9 -	15:25.863	+ 14:19.453	11:24:46.939
4 -	1:07.056	+ 0.646	11:04:54.153	10 -	1:08.219	+ 1.809	11:25:55.158
5 -	<b>1:06.410</b>		<b>11:06:00.563</b>	11 -	1:08.241	+ 1.831	11:27:03.399
6 -	1:07.355	+ 0.945	11:07:07.918	12 -	1:07.135	+ 0.725	11:28:10.534

Car 71 - please fit working transponder


Weather / Track : Cloudy / Dry

www.tsl-timing.com

Brands Hatch Indy  
 Circuit Length = 1.1986 miles  
 Start: 10:58 End: 11:28

# Historic Road Sports

## RACE 6 - GRID

ROW 14		1:06.410 99 Jon MCDONALD	
ROW 13	1:04.586 61 Geoff SIZZEY		1:04.931 91 Richard OWEN
ROW 12		1:03.194 50 Rachel WATTS	1:03.704 83 Daniel WOOD
ROW 11	1:02.219 78 Jonathon RUSHTON		1:02.279 66 Mark HOBLE
ROW 10		1:01.079 49 David REES	1:01.278 6 Adam BAGNALL
ROW 9	1:00.930 31 James OWEN		1:00.968 44 David KIRBY
ROW 8		1:00.552 22 John FITZGERALD	1:00.809 32 Patrick WARD-BOOTH
ROW 7	58.930 63 Colin SHARP		59.407 71 Dick COFFEY
ROW 6		58.653 52 Justin MURPHY	58.768 36 Frazer GIBNEY
ROW 5	58.309 51 Peter SHAW		58.460 65 Julian DODD
ROW 4		57.831 46 Paul TOOMS	58.227 7 Brian ARCULUS
ROW 3	56.988 54 Martin HALLIDAY		57.320 53 Bill GOODALL
ROW 2		56.622 92 James PATERSON	56.682 84 Andrew MARLER
ROW 1	56.150 69 Andy SHEPHERD		56.607 5 Dave RANDALL
<b>Pole</b>			
			

Brands Hatch Indy  
Circuit Length = 1.1986 miles

**These results are provisional until the conclusion of any judicial and technical matters.**

Clerk of Course :

Timekeeper :

# Historic Road Sports

## RACE 6 - CLASSIFICATION

POS	NO	CL	NAME	ENTRY	LAPS	TIME	GAP	DIFF	MPH	BEST	ON
1	92	A	James PATERSON	Morgan Plus 8	21	20:01.116			75.44	55.701	2
2	5	C	Dave RANDALL	Ginetta G4	21	20:14.941	13.825	13.825	74.58	56.715	9
3	53	Inv	Bill GOODALL	Jaguar E-Type	21	20:30.959	29.843	16.018	73.61	57.393	14
4	84	C	Andrew MARLER	Lotus Elan	21	20:42.862	41.746	11.903	72.90	57.258	4
5	65	A	Julian DODD	TVR Griffith	21	20:53.690	52.574	10.828	72.27	58.904	11
6	7	Inv	Brian ARCULUS	Triumph TR3A	21	20:54.156	53.040	0.466	72.25	58.735	11
7	63	B	Colin SHARP	Triumph TR5	20	20:11.722	1 lap	1 lap	71.22	59.197	8
8	71	E	Dick COFFEY	Turner Mk1	20	20:14.921	1 lap	3.199	71.03	59.374	8
9	32	E	Patrick WARD-BOOTH	Ginetta G4	20	20:26.985	1 lap	12.064	70.33	59.838	17
10	31	B	James OWEN	Triumph TR5	20	20:28.393	1 lap	1.408	70.25	59.918	18
11	44	B	David KIRBY	Triumph TR6	20	20:28.859	1 lap	0.466	70.22	59.823	9
12	6	Inv	Adam BAGNALL	Triumph GT6 Mk3	20	20:43.740	1 lap	14.881	69.38	1:01.000	15
13	78	B	Jonathon RUSHTON	Morgan Plus 4	20	20:46.135	1 lap	2.395	69.25	1:00.835	20
14	22	F	John FITZGERALD	Turner Mk2	20	20:46.583	1 lap	0.448	69.23	1:00.648	3
15	49	E	David REES	Turner Mk2 BMC	20	20:53.855	1 lap	7.272	68.82	1:01.242	12
16	50	C	Rachel WATTS	Lotus Elan	19	20:25.181	2 laps	1 lap	66.91	1:02.391	7
17	83	F	Daniel WOOD	JWF Italia	19	20:35.542	2 laps	10.361	66.35	1:02.922	13
18	99	Inv	Jon MCDONALD	MGA	18	20:01.127	3 laps	1 lap	64.66	1:05.177	4
19	91	Inv	Richard OWEN	Triumph TR2	18	20:07.150	3 laps	6.023	64.34	1:05.027	15

### NOT CLASSIFIED

DNF	36	C	Frazer GIBNEY	Lotus Elan S1	15	15:08.287	6 laps	3 laps	71.26	58.950	2
DNF	69	C	Andy SHEPHERD	Lotus Seven S2	11	10:44.861	10 laps	4 laps	73.60	56.975	8
DNF	51	C	Peter SHAW	Lotus Elan	10	10:08.048	11 laps	1 lap	70.96	58.695	7
DNF	46	C	Paul TOOMS	Lotus Elan S4	0						

### FASTEST LAP

92	A	James PATERSON	Morgan Plus 8	2	55.701	77.46 mph	124.67 kph
5	C	Dave RANDALL	Ginetta G4	9	56.715	76.08 mph	122.44 kph
53	Inv	Bill GOODALL	Jaguar E-Type	14	57.393	75.18 mph	120.99 kph
63	B	Colin SHARP	Triumph TR5	8	59.197	72.89 mph	117.30 kph
71	E	Dick COFFEY	Turner Mk1	8	59.374	72.67 mph	116.96 kph
22	F	John FITZGERALD	Turner Mk2	3	1:00.648	71.14 mph	114.50 kph

Car 36 - 10 second penalty added to finish time

Weather / Track : Cloudy / Dry

These results are provisional until the conclusion of any judicial and technical matters.

Brands Hatch Indy  
Circuit Length = 1.1986 miles  
Start: 15:49 End: 16:10

Clerk of Course :

Timekeeper :

# Historic Road Sports

## RACE 6 - LAP CHART

Lap 1			Lap 2			Lap 3			Lap 4			Lap 5		
No	Behind	Laptime	No	Behind	Laptime	No	Behind	Laptime	No	Behind	Laptime	No	Behind	Laptime
84		1:03.696	84		57.591	92		56.249	92		56.609	92		56.503
69	1.425	1:05.121	92	0.007	55.701	84	1.818	58.074	84	2.467	57.258	84	3.858	57.894
92	1.897	1:05.593	69	1.451	57.617	69	2.546	57.351	69	3.044	57.107	69	4.262	57.721
5	2.704	1:06.400	5	2.276	57.163	5	3.495	57.475	5	3.663	56.777	5	4.375	57.215
36	3.927	1:07.623	36	5.286	58.950	53	6.914	57.466	53	8.023	57.718	53	8.953	57.433
7	4.357	1:08.053	53	5.704	58.590	36	8.771	59.741	36	11.375	59.213	36	13.947	59.075
65	4.551	1:08.247	65	6.597	59.637	65	9.652	59.311	65	12.279	59.236	65	15.076	59.300
53	4.705	1:08.401	7	7.268	1:00.502	7	10.255	59.243	7	13.257	59.611	7	15.592	58.838
51	5.780	1:09.476	51	7.702	59.513	51	10.781	59.335	51	13.421	59.249	51	16.411	59.493
32	7.427	1:11.123	71	11.038	1:01.091	71	14.757	59.975	71	17.928	59.780	71	21.545	1:00.120
71	7.538	1:11.234	32	11.128	1:01.292	63	15.529	1:00.431	63	18.510	59.590	63	21.820	59.813
63	7.637	1:11.333	63	11.354	1:01.308	32	15.997	1:01.125	32	19.936	1:00.548	32	24.046	1:00.613
44	8.474	1:12.170	44	12.684	1:01.801	44	17.491	1:01.063	44	22.193	1:01.311	31	26.750	1:00.617
31	9.628	1:13.324	31	13.568	1:01.531	31	18.196	1:00.884	31	22.636	1:01.049	44	27.368	1:01.678
6	10.433	1:14.129	6	14.478	1:01.636	6	19.668	1:01.446	6	24.782	1:01.723	6	29.709	1:01.430
22	11.016	1:14.712	22	15.743	1:02.318	22	20.135	1:00.648	22	25.264	1:01.738	22	30.479	1:01.718
78	12.126	1:15.822	78	16.557	1:02.022	78	21.778	1:01.477	78	26.648	1:01.479	78	31.384	1:01.239
50	12.620	1:16.316	50	17.702	1:02.673	50	24.027	1:02.581	50	30.717	1:03.299	49	36.781	1:01.764
83	13.330	1:17.026	49	18.917	1:02.788	49	24.931	1:02.270	49	31.520	1:03.198	50	37.615	1:03.401
49	13.720	1:17.416	83	20.372	1:04.633	83	28.480	1:04.364	83	35.494	1:03.623	83	42.633	1:03.642
99	15.795	1:19.491	99	23.893	1:05.689	99	33.502	1:05.865	99	42.070	1:05.177	99	50.759	1:05.192
91	16.169	1:19.865	91	24.005	1:05.427	91	33.872	1:06.123	91	43.142	1:05.879	91	51.683	1:05.044

Car 36 - 10 second penalty added to finish time

Weather / Track : Cloudy / Dry

www.tsl-timing.com

Brands Hatch Indy  
Circuit Length = 1.1986 miles  
Start: 15:49 End: 16:10



# Historic Road Sports

## RACE 6 - LAP CHART

Lap 6			Lap 7			Lap 8			Lap 9			Lap 10		
No	Behind	Laptime	No	Behind	Laptime	No	Behind	Laptime	No	Behind	Laptime	No	Behind	Laptime
92		57.437	92		56.980	92		57.196	92		56.948	92		56.785
69	3.841	57.016	99	1 LAP	1:05.911	69	5.395	56.975	69	5.585	57.138	50	1 LAP	1:04.010
5	3.999	57.061	91	1 LAP	1:05.894	5	6.273	57.587	5	6.040	56.715	5	6.093	56.838
53	9.608	58.092	69	5.616	58.755	53	11.045	57.806	83	1 LAP	1:05.597	69	6.525	57.725
84	13.479	1:07.058	5	5.882	58.863	99	1 LAP	1:06.402	53	12.118	58.021	53	13.004	57.671
36	15.908	59.398	53	10.435	57.807	91	1 LAP	1:06.232	84	17.159	58.632	83	1 LAP	1:04.501
65	16.946	59.307	84	14.672	58.173	84	15.475	57.999	99	1 LAP	1:05.858	84	17.879	57.505
7	17.738	59.583	36	18.155	59.227	36	19.920	58.961	36	21.970	58.998	36	24.646	59.461
51	18.508	59.534	65	19.009	59.043	65	20.786	58.973	91	1 LAP	1:06.903	65	25.709	59.557
63	24.501	1:00.118	7	19.601	58.843	7	21.459	59.054	65	22.937	59.099	7	26.455	59.936
71	24.585	1:00.477	51	20.223	58.695	51	22.093	59.066	7	23.304	58.793	99	1 LAP	1:05.725
32	27.332	1:00.723	63	27.603	1:00.082	63	29.604	59.197	51	24.710	59.565	51	32.047	1:04.122
31	29.976	1:00.663	71	28.820	1:01.215	71	30.998	59.374	63	32.355	59.699	91	1 LAP	1:07.114
44	30.902	1:00.971	32	31.090	1:00.738	32	34.498	1:00.604	71	33.716	59.666	63	35.204	59.634
6	33.500	1:01.228	31	33.823	1:00.827	31	37.483	1:00.856	32	38.942	1:01.392	71	36.403	59.472
22	34.209	1:01.167	44	35.327	1:01.405	44	39.030	1:00.899	31	40.726	1:00.191	32	43.075	1:00.918
78	35.311	1:01.364	6	38.965	1:02.445	6	42.939	1:01.170	44	41.905	59.823	31	44.719	1:00.778
49	41.550	1:02.206	22	39.557	1:02.328	22	44.008	1:01.647	6	47.472	1:01.481	44	45.630	1:00.510
50	42.922	1:02.744	78	40.006	1:01.675	78	44.245	1:01.435	78	48.149	1:00.852	6	51.941	1:01.254
83	48.788	1:03.592	49	46.049	1:01.479	49	50.704	1:01.851	22	48.772	1:01.712	78	52.968	1:01.604
			50	48.333	1:02.391	50	54.431	1:03.294	49	55.247	1:01.491	22	53.169	1:01.182
			83	55.524	1:03.716									

Car 36 - 10 second penalty added to finish time

Weather / Track : Cloudy / Dry

www.tsl-timing.com

Page 2 of 5

Brands Hatch Indy  
Circuit Length = 1.1986 miles  
Start: 15:49 End: 16:10

Printed - 16.11 Saturday, 13 September 2008

# Historic Road Sports

## RACE 6 - LAP CHART

Lap 11			Lap 12			Lap 13			Lap 14			Lap 15		
No	Behind	Laptime	No	Behind	Laptime	No	Behind	Laptime	No	Behind	Laptime	No	Behind	Laptime
92		56.320	92		56.377	92		56.020	92		56.900	92		56.487
49	1 LAP	1:01.830	6	1 LAP	1:01.633	91	2 LAPS	1:09.574	99	2 LAPS	1:05.297	32	1 LAP	1:01.095
5	7.062	57.289	78	1 LAP	1:02.255	6	1 LAP	1:01.076	32	1 LAP	1:01.414	31	1 LAP	1:00.926
69	12.540	1:02.335	22	1 LAP	1:02.500	78	1 LAP	1:01.254	31	1 LAP	1:00.828	44	1 LAP	1:01.493
50	1 LAP	1:04.456	5	7.982	57.297	22	1 LAP	1:01.470	44	1 LAP	1:00.386	5	9.839	57.172
53	14.638	57.954	49	1 LAP	1:02.492	5	8.828	56.866	5	9.154	57.226	99	2 LAPS	1:07.643
84	19.375	57.816	53	16.459	58.198	49	1 LAP	1:01.242	6	1 LAP	1:01.616	6	1 LAP	1:01.007
83	1 LAP	1:04.908	50	1 LAP	1:04.063	53	18.569	58.130	91	2 LAPS	1:05.775	78	1 LAP	1:00.904
36	27.588	59.262	84	21.753	58.755	84	23.877	58.144	78	1 LAP	1:01.720	22	1 LAP	1:01.077
65	28.293	58.904	36	30.758	59.547	50	1 LAP	1:03.662	22	1 LAP	1:01.415	91	2 LAPS	1:05.457
7	28.870	58.735	65	31.091	59.175	36	34.095	59.357	53	19.062	57.393	53	20.353	57.778
99	1 LAP	1:05.247	7	31.622	59.129	65	34.165	59.094	49	1 LAP	1:01.901	49	1 LAP	1:01.327
63	39.468	1:00.584	83	1 LAP	1:05.413	7	34.916	59.314	84	25.528	58.551	84	26.732	57.691
71	40.471	1:00.388	63	43.398	1:00.307	83	1 LAP	1:03.339	50	1 LAP	1:03.116	36	40.182	1:00.149
91	1 LAP	1:08.585	71	44.422	1:00.328	63	47.085	59.707	36	36.520	59.325	65	40.216	59.760
32	48.028	1:01.273	99	1 LAP	1:05.820	71	48.189	59.787	65	36.943	59.678	7	40.975	59.989
31	49.450	1:01.051	32	52.214	1:00.563				7	37.473	59.457	50	1 LAP	1:05.108
44	50.220	1:00.910	31	53.926	1:00.853				83	1 LAP	1:02.922	83	1 LAP	1:03.164
			44	55.170	1:01.327				63	49.697	59.512	63	52.646	59.436
									71	50.785	59.496	71	53.960	59.662

Car 36 - 10 second penalty added to finish time

Weather / Track : Cloudy / Dry

www.tsl-timing.com

Brands Hatch Indy  
Circuit Length = 1.1986 miles  
Start: 15:49 End: 16:10

# Historic Road Sports

## RACE 6 - LAP CHART

Lap 16			Lap 17			Lap 18			Lap 19			Lap 20		
No	Behind	Laptime	No	Behind	Laptime	No	Behind	Laptime	No	Behind	Laptime	No	Behind	Laptime
92		56.373	92		56.960	92		57.519	92		57.422	92		56.693
32	1 LAP	1:00.282	71	1 LAP	1:01.002	50	2 LAPS	1:04.305	63	1 LAP	1:00.535	63	1 LAP	1:00.052
5	10.372	56.906	83	2 LAPS	1:05.744	63	1 LAP	1:00.455	71	1 LAP	1:01.760	71	1 LAP	59.681
31	1 LAP	1:00.704	5	13.005	59.593	71	1 LAP	1:00.107	50	2 LAPS	1:06.172	5	14.170	57.759
44	1 LAP	1:00.732	32	1 LAP	1:01.920	83	2 LAPS	1:04.425	5	13.104	57.481	50	2 LAPS	1:05.271
6	1 LAP	1:01.000	31	1 LAP	1:01.485	5	13.045	57.559	83	2 LAPS	1:04.381	32	1 LAP	1:00.607
99	2 LAPS	1:05.615	44	1 LAP	1:00.330	32	1 LAP	59.838	32	1 LAP	1:00.281	31	1 LAP	1:00.670
78	1 LAP	1:01.629	53	24.355	58.854	31	1 LAP	1:00.359	31	1 LAP	59.918	44	1 LAP	1:00.791
22	1 LAP	1:01.281	6	1 LAP	1:02.313	44	1 LAP	1:00.577	44	1 LAP	59.823	83	2 LAPS	1:05.628
53	22.461	58.481	78	1 LAP	1:02.679	53	25.247	58.411	53	25.613	57.788	53	29.243	1:00.323
84	28.073	57.714	22	1 LAP	1:02.782	6	1 LAP	1:01.479	6	1 LAP	1:01.903	6	1 LAP	1:01.468
91	2 LAPS	1:05.609	84	29.353	58.240	78	1 LAP	1:02.149	78	1 LAP	1:02.153	84	41.376	58.400
49	1 LAP	1:01.337	99	2 LAPS	1:07.559	22	1 LAP	1:02.663	22	1 LAP	1:01.859	78	1 LAP	1:01.588
65	43.180	59.337	49	1 LAP	1:02.021	84	37.248	1:05.414	84	39.669	59.843	22	1 LAP	1:01.485
7	43.900	59.298	91	2 LAPS	1:05.027	99	2 LAPS	1:05.535	49	1 LAP	1:02.057	49	1 LAP	1:01.425
50	1 LAP	1:03.547	65	45.508	59.288	49	1 LAP	1:01.629	99	2 LAPS	1:06.500	65	51.567	59.448
63	56.217	59.944	7	46.220	59.280	91	2 LAPS	1:06.207	65	48.812	59.257	7	52.071	59.475
						65	46.977	58.988	7	49.289	59.055			
						7	47.656	58.955	91	2 LAPS	1:06.789			

Car 36 - 10 second penalty added to finish time

Weather / Track : Cloudy / Dry

www.tsl-timing.com

Brands Hatch Indy  
Circuit Length = 1.1986 miles  
Start: 15:49 End: 16:10

# Historic Road Sports

## RACE 6 - LAP CHART

Lap 21		
No	Behind	Laptime
92		58.044
99	3 LAPS	1:06.601
91	3 LAPS	1:05.646
63	1 LAP	59.985
71	1 LAP	1:00.306
5	13.825	57.699
50	2 LAPS	1:04.772
32	1 LAP	1:00.636
31	1 LAP	1:00.879
44	1 LAP	1:00.859
53	29.843	58.644
83	2 LAPS	1:04.924
84	41.746	58.414
6	1 LAP	1:02.303
78	1 LAP	1:00.835
22	1 LAP	1:00.881
65	52.574	59.051
49	1 LAP	1:02.131
7	53.040	59.013

Car 36 - 10 second penalty added to finish time

Weather / Track : Cloudy / Dry

[www.tsl-timing.com](http://www.tsl-timing.com)

Brands Hatch Indy  
Circuit Length = 1.1986 miles  
Start: 15:49 End: 16:10

# Classic Racing Cars

## QUALIFYING FOR RACE 7 - CLASSIFICATION

POS	NO	CL	NAME	ENTRY	TIME	ON	LAPS	GAP	DIFF	MPH
1	64	E4	Michael LYONS	Merlyn Mk10	51.498	16	16			83.79
2	22	E2	Ian GRAY	Brabham BT16	51.693	7	16	0.195	0.195	83.47
3	36	E2	Tony KEELE	Palliser WDB3	52.712	12	15	1.214	1.019	81.86
4	88	E4	Michael SCOTT	Brabham BT30	52.764	13	16	1.266	0.052	81.78
5	77	C	Will SCHRYVER	Lotus 27	52.814	4	16	1.316	0.050	81.70
6	69	E2	John DELANE	Brabham BT18	52.943	13	15	1.445	0.129	81.50
7	74	E2	Jon WAGGITT	Brabham BT18	54.109	13	15	2.611	1.166	79.74
8	56	E2	Cliff GIDDENS	Brabham BT16	54.669	7	15	3.171	0.560	78.93
9	73	E2	John RAND	Palliser WDB2	55.143	12	15	3.645	0.474	78.25
10	85	F	C LILLINGSTON-PRICE	Merlyn Mk11	55.518	12	15	4.020	0.375	77.72
11	26	F	Laurie BENNETT	Elfin 600B	55.656	6	7	4.158	0.138	77.53
12	7	E4	Simon LANGMAN	Brabham BT30	56.004	7	9	4.506	0.348	77.04
13	65	F	Frank LYONS	Merlyn Mk11A	56.824	13	15	5.326	0.820	75.93
14	41	F	Martin ANSLOW	Merlyn Mk20A	57.435	7	7	5.937	0.611	75.12
15	3	C	Scotty TAYLOR	Cooper T53	58.786	9	9	7.288	1.351	73.40
16	72	B	David CROWTHER	Lotus 22	1:01.491	13	13	9.993	2.705	70.17
17	35	D	David PULLEN	Chevron B17	1:03.027	4	13	11.529	1.536	68.46
18	4	C	Brian MAILE	Cooper T41	1:04.938	4	7	13.440	1.911	66.44

Weather / Track : Cloudy / Dry

These results are provisional until the conclusion of any judicial and technical matters.

Brands Hatch Indy  
Circuit Length = 1.1986 miles  
Start: 11:34 End: 11:51

Clerk of Course :

Timekeeper :

# Classic Racing Cars

## QUALIFYING FOR RACE 7 - LAP ANALYSIS

<b>3</b>	<b>Scotty TAYLOR</b>		Cooper T53				
1 -	1:21.276	+ 22.490	11:42:37.008	6 -	1:01.330	+ 2.544	11:47:48.224
2 -	1:04.122	+ 5.336	11:43:41.130	7 -	59.677	+ 0.891	11:48:47.901
3 -	1:04.165	+ 5.379	11:44:45.295	8 -	59.367	+ 0.581	11:49:47.268
4 -	1:01.994	+ 3.208	11:45:47.289	9 -	<b>58.786</b>		<b>11:50:46.054</b>
5 -	59.605	+ 0.819	11:46:46.894				
<b>4</b>	<b>Brian MAILE</b>		Cooper T41				
1 -	1:15.956	+ 11.018	11:43:45.595	5 -	1:05.296	+ 0.358	11:48:10.602
2 -	1:08.562	+ 3.624	11:44:54.157	6 -	1:06.968	+ 2.030	11:49:17.570
3 -	1:06.211	+ 1.273	11:46:00.368	7 -	1:05.766	+ 0.828	11:50:23.336
4 -	<b>1:04.938</b>		<b>11:47:05.306</b>				
<b>7</b>	<b>Simon LANGMAN</b>		Brabham BT30				
1 -	1:01.081	+ 5.077	11:37:35.725	6 -	57.244	+ 1.240	11:42:28.021
2 -	59.642	+ 3.638	11:38:35.367	7 -	<b>56.004</b>		<b>11:43:24.025</b>
3 -	58.774	+ 2.770	11:39:34.141	8 -	56.243	+ 0.239	11:44:20.268
4 -	59.934	+ 3.930	11:40:34.075	9 -	1:23.761 P	+ 27.757	11:45:44.029
5 -	56.702	+ 0.698	11:41:30.777				
<b>22</b>	<b>Ian GRAY</b>		Brabham BT16				
1 -	55.903	+ 4.210	11:36:59.115	9 -	52.637	+ 0.944	11:44:00.872
2 -	53.450	+ 1.757	11:37:52.565	10 -	54.414	+ 2.721	11:44:55.286
3 -	54.081	+ 2.388	11:38:46.646	11 -	55.735	+ 4.042	11:45:51.021
4 -	52.030	+ 0.337	11:39:38.676	12 -	53.293	+ 1.600	11:46:44.314
5 -	52.765	+ 1.072	11:40:31.441	13 -	52.318	+ 0.625	11:47:36.632
6 -	52.016	+ 0.323	11:41:23.457	14 -	53.532	+ 1.839	11:48:30.164
7 -	<b>51.693</b>		<b>11:42:15.150</b>	15 -	54.050	+ 2.357	11:49:24.214
8 -	53.085	+ 1.392	11:43:08.235	16 -	53.397	+ 1.704	11:50:17.611
<b>26</b>	<b>Laurie BENNETT</b>		Elfin 600B				
1 -	58.925	+ 3.269	11:37:26.510	5 -	56.415	+ 0.759	11:41:11.485
2 -	56.544	+ 0.888	11:38:23.054	6 -	<b>55.656</b>		<b>11:42:07.141</b>
3 -	55.998	+ 0.342	11:39:19.052	7 -	1:43.638 P	+ 47.982	11:43:50.779
4 -	56.018	+ 0.362	11:40:15.070				
<b>35</b>	<b>David PULLEN</b>		Chevron B17				
1 -	1:05.453	+ 2.426	11:37:45.954	8 -	1:04.028	+ 1.001	11:45:15.955
2 -	1:04.750	+ 1.723	11:38:50.704	9 -	1:03.043	+ 0.016	11:46:18.998
3 -	1:04.762	+ 1.735	11:39:55.466	10 -	1:03.681	+ 0.654	11:47:22.679
4 -	<b>1:03.027</b>		<b>11:40:58.493</b>	11 -	1:05.950	+ 2.923	11:48:28.629
5 -	1:05.674	+ 2.647	11:42:04.167	12 -	1:03.208	+ 0.181	11:49:31.837
6 -	1:03.750	+ 0.723	11:43:07.917	13 -	1:03.993	+ 0.966	11:50:35.830
7 -	1:04.010	+ 0.983	11:44:11.927				
<b>36</b>	<b>Tony KEELE</b>		Palliser WDB3				
1 -	58.237	+ 5.525	11:37:28.643	9 -	56.438	+ 3.726	11:44:44.125
2 -	55.495	+ 2.783	11:38:24.138	10 -	53.371	+ 0.659	11:45:37.496
3 -	54.533	+ 1.821	11:39:18.671	11 -	53.192	+ 0.480	11:46:30.688
4 -	54.098	+ 1.386	11:40:12.769	12 -	<b>52.712</b>		<b>11:47:23.400</b>
5 -	53.341	+ 0.629	11:41:06.110	13 -	53.373	+ 0.661	11:48:16.773
6 -	54.190	+ 1.478	11:42:00.300	14 -	55.373	+ 2.661	11:49:12.146
7 -	54.225	+ 1.513	11:42:54.525	15 -	53.278	+ 0.566	11:50:05.424
8 -	53.162	+ 0.450	11:43:47.687				
<b>41</b>	<b>Martin ANSLOW</b>		Merlyn Mk20A				
1 -	1:01.850	+ 4.415	11:37:29.085	5 -	59.277	+ 1.842	11:41:25.548
2 -	1:00.483	+ 3.048	11:38:29.568	6 -	58.348	+ 0.913	11:42:23.896
3 -	58.866	+ 1.431	11:39:28.434	7 -	<b>57.435</b>		<b>11:43:21.331</b>
4 -	57.837	+ 0.402	11:40:26.271				
<b>56</b>	<b>Cliff GIDDENS</b>		Brabham BT16				
1 -	1:02.686	+ 8.017	11:37:09.536	9 -	57.541	+ 2.872	11:44:42.822

Brands Hatch Indy  
 Circuit Length = 1.1986 miles  
 Start: 11:34 End: 11:51

Weather / Track : Cloudy / Dry

# Classic Racing Cars

## QUALIFYING FOR RACE 7 - LAP ANALYSIS

2 -	58.183	+ 3.514	11:38:07.719	10 -	56.143	+ 1.474	11:45:38.965
3 -	58.594	+ 3.925	11:39:06.313	11 -	56.585	+ 1.916	11:46:35.550
4 -	56.396	+ 1.727	11:40:02.709	12 -	54.894	+ 0.225	11:47:30.444
5 -	55.757	+ 1.088	11:40:58.466	13 -	54.875	+ 0.206	11:48:25.319
6 -	56.924	+ 2.255	11:41:55.390	14 -	55.467	+ 0.798	11:49:20.786
7 -	<b>54.669</b>		<b>11:42:50.059</b>	15 -	57.760	+ 3.091	11:50:18.546
8 -	55.222	+ 0.553	11:43:45.281				
<b>64</b>	<b>Michael LYONS</b>				<b>Merlyn Mk10</b>		
1 -	55.944	+ 4.446	11:36:58.687	9 -	51.912	+ 0.414	11:43:58.210
2 -	53.210	+ 1.712	11:37:51.897	10 -	52.652	+ 1.154	11:44:50.862
3 -	53.331	+ 1.833	11:38:45.228	11 -	52.482	+ 0.984	11:45:43.344
4 -	52.122	+ 0.624	11:39:37.350	12 -	51.566	+ 0.068	11:46:34.910
5 -	52.511	+ 1.013	11:40:29.861	13 -	52.113	+ 0.615	11:47:27.023
6 -	51.941	+ 0.443	11:41:21.802	14 -	51.845	+ 0.347	11:48:18.868
7 -	51.718	+ 0.220	11:42:13.520	15 -	53.023	+ 1.525	11:49:11.891
8 -	52.778	+ 1.280	11:43:06.298	16 -	<b>51.498</b>		<b>11:50:03.389</b>
<b>65</b>	<b>Frank LYONS</b>				<b>Merlyn Mk11A</b>		
1 -	1:00.298	+ 3.474	11:37:09.127	9 -	1:01.107	+ 4.283	11:44:53.705
2 -	58.049	+ 1.225	11:38:07.176	10 -	57.057	+ 0.233	11:45:50.762
3 -	58.391	+ 1.567	11:39:05.567	11 -	57.296	+ 0.472	11:46:48.058
4 -	57.377	+ 0.553	11:40:02.944	12 -	57.771	+ 0.947	11:47:45.829
5 -	57.123	+ 0.299	11:41:00.067	13 -	<b>56.824</b>		<b>11:48:42.653</b>
6 -	57.572	+ 0.748	11:41:57.639	14 -	57.441	+ 0.617	11:49:40.094
7 -	57.139	+ 0.315	11:42:54.778	15 -	56.970	+ 0.146	11:50:37.064
8 -	57.820	+ 0.996	11:43:52.598				
<b>69</b>	<b>John DELANE</b>				<b>Brabham BT18</b>		
1 -	58.615	+ 5.672	11:37:28.117	9 -	57.913	+ 4.970	11:44:46.835
2 -	57.277	+ 4.334	11:38:25.394	10 -	53.477	+ 0.534	11:45:40.312
3 -	54.998	+ 2.055	11:39:20.392	11 -	54.082	+ 1.139	11:46:34.394
4 -	54.196	+ 1.253	11:40:14.588	12 -	53.468	+ 0.525	11:47:27.862
5 -	53.418	+ 0.475	11:41:08.006	13 -	<b>52.943</b>		<b>11:48:20.805</b>
6 -	54.086	+ 1.143	11:42:02.092	14 -	55.757	+ 2.814	11:49:16.562
7 -	53.722	+ 0.779	11:42:55.814	15 -	53.750	+ 0.807	11:50:10.312
8 -	53.108	+ 0.165	11:43:48.922				
<b>72</b>	<b>David CROWTHER</b>				<b>Lotus 22</b>		
1 -	1:04.800	+ 3.309	11:37:46.308	8 -	1:01.970	+ 0.479	11:45:04.414
2 -	1:04.753	+ 3.262	11:38:51.061	9 -	1:01.806	+ 0.315	11:46:06.220
3 -	1:03.484	+ 1.993	11:39:54.545	10 -	1:02.524	+ 1.033	11:47:08.744
4 -	1:01.551	+ 0.060	11:40:56.096	11 -	1:02.056	+ 0.565	11:48:10.800
5 -	1:02.047	+ 0.556	11:41:58.143	12 -	1:02.350	+ 0.859	11:49:13.150
6 -	1:02.541	+ 1.050	11:43:00.684	13 -	<b>1:01.491</b>		<b>11:50:14.641</b>
7 -	1:01.760	+ 0.269	11:44:02.444				
<b>73</b>	<b>John RAND</b>				<b>Palliser WDB2</b>		
1 -	59.501	+ 4.358	11:37:28.082	9 -	57.392	+ 2.249	11:45:03.766
2 -	58.964	+ 3.821	11:38:27.046	10 -	55.973	+ 0.830	11:45:59.739
3 -	56.701	+ 1.558	11:39:23.747	11 -	55.597	+ 0.454	11:46:55.336
4 -	56.293	+ 1.150	11:40:20.040	12 -	<b>55.143</b>		<b>11:47:50.479</b>
5 -	56.297	+ 1.154	11:41:16.337	13 -	56.788	+ 1.645	11:48:47.267
6 -	56.222	+ 1.079	11:42:12.559	14 -	55.899	+ 0.756	11:49:43.166
7 -	57.217	+ 2.074	11:43:09.776	15 -	55.922	+ 0.779	11:50:39.088
8 -	56.598	+ 1.455	11:44:06.374				
<b>74</b>	<b>Jon WAGGITT</b>				<b>Brabham BT18</b>		
1 -	59.680	+ 5.571	11:37:10.307	9 -	56.059	+ 1.950	11:44:36.380
2 -	57.795	+ 3.686	11:38:08.102	10 -	55.249	+ 1.140	11:45:31.629
3 -	56.629	+ 2.520	11:39:04.731	11 -	54.977	+ 0.868	11:46:26.606
4 -	54.272	+ 0.163	11:39:59.003	12 -	55.057	+ 0.948	11:47:21.663
5 -	56.242	+ 2.133	11:40:55.245	13 -	<b>54.109</b>		<b>11:48:15.772</b>
6 -	55.170	+ 1.061	11:41:50.415	14 -	59.820	+ 5.711	11:49:15.592
7 -	54.514	+ 0.405	11:42:44.929	15 -	55.879	+ 1.770	11:50:11.471

Brands Hatch Indy  
Circuit Length = 1.1986 miles  
Start: 11:34 End: 11:51

Weather / Track : Cloudy / Dry

# Classic Racing Cars


## QUALIFYING FOR RACE 7 - LAP ANALYSIS

8 -	55.392	+ 1.283	11:43:40.321				
<b>77</b>	<b>Will SCHRYVER</b>		<b>Lotus 27</b>				
1 -	56.238	+ 3.424	11:36:59.506	9 -	53.221	+ 0.407	11:44:07.427
2 -	54.138	+ 1.324	11:37:53.644	10 -	56.275	+ 3.461	11:45:03.702
3 -	53.451	+ 0.637	11:38:47.095	11 -	53.496	+ 0.682	11:45:57.198
4 -	<b>52.814</b>		<b>11:39:39.909</b>	12 -	52.844	+ 0.030	11:46:50.042
5 -	53.445	+ 0.631	11:40:33.354	13 -	53.384	+ 0.570	11:47:43.426
6 -	52.922	+ 0.108	11:41:26.276	14 -	52.832	+ 0.018	11:48:36.258
7 -	53.836	+ 1.022	11:42:20.112	15 -	54.041	+ 1.227	11:49:30.299
8 -	54.094	+ 1.280	11:43:14.206	16 -	53.008	+ 0.194	11:50:23.307
<b>85</b>	<b>C LILLINGSTON-PRICE</b>		<b>Merlyn Mk11</b>				
1 -	1:02.042	+ 6.524	11:37:32.869	9 -	56.511	+ 0.993	11:45:11.893
2 -	1:06.002	+ 10.484	11:38:38.871	10 -	55.926	+ 0.408	11:46:07.819
3 -	56.357	+ 0.839	11:39:35.228	11 -	56.519	+ 1.001	11:47:04.338
4 -	56.295	+ 0.777	11:40:31.523	12 -	<b>55.518</b>		<b>11:47:59.856</b>
5 -	56.441	+ 0.923	11:41:27.964	13 -	55.711	+ 0.193	11:48:55.567
6 -	55.926	+ 0.408	11:42:23.890	14 -	56.364	+ 0.846	11:49:51.931
7 -	55.562	+ 0.044	11:43:19.452	15 -	55.676	+ 0.158	11:50:47.607
8 -	55.930	+ 0.412	11:44:15.382				
<b>88</b>	<b>Michael SCOTT</b>		<b>Brabham BT30</b>				
1 -	58.314	+ 5.550	11:37:06.272	9 -	52.950	+ 0.186	11:44:20.696
2 -	56.172	+ 3.408	11:38:02.444	10 -	54.218	+ 1.454	11:45:14.914
3 -	54.961	+ 2.197	11:38:57.405	11 -	53.371	+ 0.607	11:46:08.285
4 -	56.750	+ 3.986	11:39:54.155	12 -	55.726	+ 2.962	11:47:04.011
5 -	53.501	+ 0.737	11:40:47.656	13 -	<b>52.764</b>		<b>11:47:56.775</b>
6 -	53.424	+ 0.660	11:41:41.080	14 -	53.111	+ 0.347	11:48:49.886
7 -	53.773	+ 1.009	11:42:34.853	15 -	54.191	+ 1.427	11:49:44.077
8 -	52.893	+ 0.129	11:43:27.746	16 -	54.640	+ 1.876	11:50:38.717



# Classic Racing Cars

## RACE 7 - GRID

ROW 9	1:03.027 35 David PULLEN	1:04.938 4 Brian MAILE
ROW 8	58.786 3 Scotty TAYLOR	1:01.491 72 David CROWTHER
ROW 7	56.824 65 Frank LYONS	57.435 41 Martin ANSLOW
ROW 6	55.656 26 Laurie BENNETT	56.004 7 Simon LANGMAN
ROW 5	55.143 73 John RAND	55.518 85 C LILLINGSTON-PRICE
ROW 4	54.109 74 Jon WAGGITT	54.669 56 Cliff GIDDENS
ROW 3	52.814 77 Will SCHRYVER	52.943 69 John DELANE
ROW 2	52.712 36 Tony KEELE	52.764 88 Michael SCOTT
ROW 1	51.498 64 Michael LYONS	51.693 22 Ian GRAY
<b>Pole</b>		
		

Brands Hatch Indy  
Circuit Length = 1.1986 miles

**These results are provisional until the conclusion of any judicial and technical matters.**

Clerk of Course :

Timekeeper :

# Classic Racing Cars

## RACE 7 - CLASSIFICATION

POS	NO	CL	NAME	ENTRY	LAPS	TIME	GAP	DIFF	MPH	BEST	ON
1	64	E4	Michael LYONS	Merlyn Mk10	23	20:15.911			81.62	51.817	7
2	22	E2	Ian GRAY	Brabham BT16	23	20:21.317	5.406	5.406	81.26	51.805	5
3	36	E2	Tony KEELE	Palliser WDB3	23	20:21.767	5.856	0.450	81.23	51.675	21
4	77	C	Will SCHRYVER	Lotus 27	23	20:37.684	21.773	15.917	80.18	52.720	5
5	69	E2	John DELANE	Brabham BT18	23	20:38.309	22.398	0.625	80.14	52.603	8
6	88	E4	Michael SCOTT	Brabham BT30	23	20:53.066	37.155	14.757	79.20	52.667	18
7	74	E2	Jon WAGGITT	Brabham BT18	23	21:06.080	50.169	13.014	78.38	53.386	4
8	85	F	C LILLINGSTON-PRICE	Merlyn Mk11	22	20:40.970	1 lap	1 lap	76.49	54.873	12
9	56	E2	Cliff GIDDENS	Brabham BT16	22	20:51.394	1 lap	10.424	75.86	54.907	12
10	7	E4	Simon LANGMAN	Brabham BT30	22	20:58.400	1 lap	7.006	75.43	54.625	17
11	26	F	Laurie BENNETT	Elfin 600B	22	21:00.281	1 lap	1.881	75.32	55.417	14
12	73	E2	John RAND	Palliser WDB2	22	21:01.306	1 lap	1.025	75.26	55.273	16
13	65	F	Frank LYONS	Merlyn Mk11A	21	20:17.170	2 laps	1 lap	74.44	56.702	21
14	41	F	Martin ANSLOW	Merlyn Mk20A	21	20:51.773	2 laps	34.603	72.39	57.876	4
15	3	C	Scotty TAYLOR	Cooper T53	21	21:00.781	2 laps	9.008	71.87	58.038	6
16	72	B	David CROWTHER	Lotus 22	20	21:04.981	3 laps	1 lap	68.22	1:02.135	10
17	35	D	David PULLEN	Chevron B17	20	21:11.648	3 laps	6.667	67.86	1:01.314	20
18	4	C	Brian MAILE	Cooper T41	19	20:43.358	4 laps	1 lap	65.93	1:03.523	14

### FASTEST LAP

36	E2	Tony KEELE	Palliser WDB3	21	51.675	83.50 mph	134.38 kph
64	E4	Michael LYONS	Merlyn Mk10	7	51.817	83.27 mph	134.01 kph
77	C	Will SCHRYVER	Lotus 27	5	52.720	81.84 mph	131.72 kph
85	F	C LILLINGSTON-PRICE	Merlyn Mk11	12	54.873	78.63 mph	126.55 kph
35	D	David PULLEN	Chevron B17	20	1:01.314	70.37 mph	113.25 kph
72	B	David CROWTHER	Lotus 22	10	1:02.135	69.44 mph	111.76 kph

Weather / Track : Bright / Dry

These results are provisional until the conclusion of any judicial and technical matters.

Brands Hatch Indy  
Circuit Length = 1.1986 miles  
Start: 16:19 End: 16:40

Clerk of Course :

Timekeeper :

**Classic Racing Cars**  
**RACE 7 - LAP CHART**

Lap 1			Lap 2			Lap 3			Lap 4			Lap 5		
No	Behind	Laptime	No	Behind	Laptime	No	Behind	Laptime	No	Behind	Laptime	No	Behind	Laptime
64		59.193	64		52.689	64		52.297	64		52.091	64		51.926
77	0.951	1:00.144	22	1.706	52.889	22	2.148	52.739	22	2.350	52.293	4	1 LAP	1:04.575
22	1.506	1:00.699	77	1.771	53.509	36	3.250	53.267	36	4.037	52.878	22	2.229	51.805
36	2.008	1:01.201	36	2.280	52.961	77	3.271	53.797	77	5.333	54.153	36	4.350	52.239
69	2.612	1:01.805	69	2.976	53.053	69	3.824	53.145	69	6.438	54.705	77	6.127	52.720
88	3.614	1:02.807	88	4.640	53.715	88	5.346	53.003	88	6.784	53.529	69	7.127	52.615
74	3.903	1:03.096	74	5.227	54.013	74	6.420	53.490	74	7.715	53.386	88	8.019	53.161
56	4.685	1:03.878	56	8.071	56.075	56	11.976	56.202	56	17.176	57.291	74	9.383	53.594
7	8.767	1:07.960	85	12.654	56.255	85	16.546	56.189	85	20.323	55.868	56	21.063	55.813
73	8.907	1:08.100	73	14.509	58.291	73	19.250	57.038	73	23.874	56.715	85	24.009	55.612
85	9.088	1:08.281	7	15.679	59.601	26	20.646	56.912	26	24.805	56.250	73	28.396	56.448
26	9.320	1:08.513	26	16.031	59.400	65	21.910	57.659	65	27.226	57.407	26	29.292	56.413
65	10.193	1:09.386	65	16.548	59.044	7	22.889	59.507	7	27.671	56.873	65	32.360	57.060
41	10.781	1:09.974	41	16.887	58.795	41	23.413	58.823	41	29.198	57.876	7	32.558	56.813
72	13.361	1:12.554	3	22.527	58.946	3	28.778	58.548	3	35.369	58.682	41	35.501	58.229
35	14.150	1:13.343	72	23.871	1:03.199	72	33.960	1:02.386	72	44.116	1:02.247	3	41.717	58.274
3	16.270	1:15.463	35	24.929	1:03.468	35	35.285	1:02.653	35	45.006	1:01.812			
4	17.522	1:16.715	4	29.388	1:04.555	4	41.174	1:04.083						

**Classic Racing Cars**  
**RACE 7 - LAP CHART**

Lap 6			Lap 7			Lap 8			Lap 9			Lap 10		
No	Behind	Laptime	No	Behind	Laptime	No	Behind	Laptime	No	Behind	Laptime	No	Behind	Laptime
64		52.308	64		51.817	64		52.924	64		53.868	64		52.348
22	2.291	52.370	22	3.095	52.621	3	1 LAP	58.288	41	1 LAP	1:00.019	22	3.567	53.240
72	1 LAP	1:02.581	36	7.181	53.999	22	2.740	52.569	22	2.675	53.803	36	7.988	53.565
35	1 LAP	1:03.126	77	10.184	54.536	36	7.141	52.884	3	1 LAP	59.196	41	1 LAP	59.690
36	4.999	52.957	69	11.429	54.530	77	10.913	53.653	36	6.771	53.498	77	11.443	53.321
77	7.465	53.646	88	11.972	54.412	69	11.108	52.603	77	10.470	53.425	69	12.182	53.758
69	8.716	53.897	72	1 LAP	1:02.817	88	12.177	53.129	69	10.772	53.532	88	13.143	53.740
88	9.377	53.666	74	16.756	54.682	74	19.344	55.512	88	11.751	53.442	3	1 LAP	1:00.511
74	13.891	56.816	35	1 LAP	1:05.906	72	1 LAP	1:02.937	74	19.335	53.859	74	21.258	54.271
4	1 LAP	1:05.894	56	27.614	55.395	35	1 LAP	1:02.452	72	1 LAP	1:02.937	56	36.125	55.808
56	24.036	55.281	4	1 LAP	1:04.347	56	30.576	55.886	56	32.665	55.957	85	37.482	55.395
85	26.964	55.263	85	30.237	55.090	85	32.789	55.476	85	34.435	55.514	72	1 LAP	1:02.739
73	32.212	56.124	73	37.506	57.111	4	1 LAP	1:04.569	35	1 LAP	1:04.154	35	1 LAP	1:02.369
26	33.077	56.093	26	38.463	57.203	73	40.579	55.997	73	44.374	57.663	73	48.831	56.805
65	37.077	57.025	7	41.995	56.559	26	41.366	55.827	26	45.401	57.903	26	49.949	56.896
7	37.253	57.003	65	42.024	56.764	7	45.167	56.096	7	47.418	56.119	7	51.083	56.013
41	41.461	58.268	41	48.187	58.543	65	46.478	57.378	65	50.026	57.416			
3	47.447	58.038							4	1 LAP	1:05.658			

**Classic Racing Cars**  
**RACE 7 - LAP CHART**

Lap 11			Lap 12			Lap 13			Lap 14			Lap 15		
No	Behind	Laptime	No	Behind	Laptime	No	Behind	Laptime	No	Behind	Laptime	No	Behind	Laptime
64		52.074	64		53.547	64		52.657	64		52.282	64		52.053
65	1 LAP	56.855	73	1 LAP	57.725	7	1 LAP	57.064	22	7.803	52.922	22	8.335	52.585
22	5.451	53.958	26	1 LAP	57.671	22	7.163	54.089	36	10.060	53.336	36	10.637	52.630
36	8.905	52.991	7	1 LAP	56.694	26	1 LAP	59.446	7	1 LAP	56.186	7	1 LAP	55.855
4	2 LAPS	1:05.345	22	5.731	53.827	73	1 LAP	1:00.579	26	1 LAP	56.091	77	15.332	53.378
77	12.441	53.072	65	1 LAP	57.978	36	9.006	53.756	73	1 LAP	56.458	26	1 LAP	55.417
69	12.996	52.888	35	2 LAPS	1:05.362	72	2 LAPS	1:02.651	77	14.007	53.237	69	17.103	53.476
88	14.453	53.384	36	7.907	52.549	65	1 LAP	56.994	69	15.680	54.628	73	1 LAP	56.191
41	1 LAP	1:00.346	77	11.913	53.019	77	13.052	53.796	65	1 LAP	56.859	88	17.511	53.300
3	1 LAP	59.004	69	12.471	53.022	69	13.334	53.520	88	16.264	53.238	65	1 LAP	56.813
74	23.692	54.508	88	14.594	53.688	88	15.308	53.371	72	2 LAPS	1:02.898	72	2 LAPS	1:02.436
56	39.684	55.633	41	1 LAP	1:00.570	35	2 LAPS	1:02.954	35	2 LAPS	1:01.823	74	33.844	54.576
85	40.851	55.443	4	2 LAPS	1:05.890	74	28.777	56.109	74	31.321	54.826	35	2 LAPS	1:01.937
72	1 LAP	1:02.135	74	25.325	55.180	41	1 LAP	59.591	41	1 LAP	58.768	41	1 LAP	59.213
			3	1 LAP	59.361	3	1 LAP	59.258	3	1 LAP	58.888	3	1 LAP	58.208
			56	41.044	54.907	4	2 LAPS	1:05.530	56	47.516	56.243			
			85	42.177	54.873	56	43.555	55.168	85	48.668	56.381			
						85	44.569	55.049	4	2 LAPS	1:05.163			

**Classic Racing Cars**  
**RACE 7 - LAP CHART**

Lap 16			Lap 17			Lap 18			Lap 19			Lap 20		
No	Behind	Laptime	No	Behind	Laptime	No	Behind	Laptime	No	Behind	Laptime	No	Behind	Laptime
64		52.373	64		52.559	64		53.927	64		52.755	64		52.768
85	1 LAP	56.065	85	1 LAP	55.710	35	3 LAPS	1:02.260	72	3 LAPS	1:02.940	22	6.912	52.402
56	1 LAP	1:02.148	22	8.583	52.295	41	2 LAPS	59.002	22	7.278	52.992	36	7.675	52.284
22	8.847	52.885	56	1 LAP	56.792	85	1 LAP	56.326	36	8.159	52.362	85	1 LAP	56.297
36	10.350	52.086	36	10.215	52.424	3	2 LAPS	1:00.833	41	2 LAPS	59.215	72	3 LAPS	1:02.935
4	3 LAPS	1:05.059	77	17.276	53.656	22	7.041	52.385	85	1 LAP	57.203	41	2 LAPS	59.574
77	16.179	53.220	69	19.893	53.644	36	8.552	52.264	3	2 LAPS	1:00.692	77	18.964	54.818
7	1 LAP	56.175	88	20.796	54.135	56	1 LAP	57.934	35	3 LAPS	1:05.531	69	20.591	54.785
69	18.808	54.078	4	3 LAPS	1:03.523	77	16.701	53.352	56	1 LAP	55.495	56	1 LAP	57.953
26	1 LAP	55.620	7	1 LAP	56.423	69	18.689	52.723	77	16.914	52.968	88	21.595	54.848
88	19.220	54.082	26	1 LAP	56.607	88	19.536	52.667	69	18.574	52.640	3	2 LAPS	1:00.801
73	1 LAP	57.582	73	1 LAP	55.273	7	1 LAP	54.625	88	19.515	52.734	35	3 LAPS	1:04.525
65	1 LAP	57.382	65	1 LAP	57.430	26	1 LAP	56.605	7	1 LAP	55.193	7	1 LAP	55.671
74	36.740	55.269	74	38.866	54.685	73	1 LAP	56.033	26	1 LAP	55.588	26	1 LAP	55.968
72	2 LAPS	1:02.423	72	2 LAPS	1:02.639	4	3 LAPS	1:04.669	73	1 LAP	55.949	73	1 LAP	55.652
35	2 LAPS	1:01.660				65	1 LAP	57.444	65	1 LAP	58.830	65	1 LAP	57.401
41	1 LAP	58.987				74	39.210	54.271	74	43.473	57.018	74	44.755	54.050
3	1 LAP	58.264							4	3 LAPS	1:05.187			

**Classic Racing Cars**  
**RACE 7 - LAP CHART**

Lap 21			Lap 22			Lap 23		
No	Behind	Laptime	No	Behind	Laptime	No	Behind	Laptime
64		53.334	64		51.841	64		52.280
4	4 LAPS	1:03.728	22	5.650	52.103	65	2 LAPS	56.702
22	5.388	51.810	36	6.223	52.048	22	5.406	52.036
36	6.016	51.675	4	4 LAPS	1:04.387	36	5.856	51.913
85	1 LAP	56.064	77	20.329	53.183	77	21.773	53.724
77	18.987	53.357	85	1 LAP	55.959	69	22.398	53.383
69	20.201	52.944	69	21.295	52.935	85	1 LAP	56.657
88	21.785	53.524	41	2 LAPS	58.670	4	4 LAPS	1:04.481
41	2 LAPS	59.155	56	1 LAP	57.203	56	1 LAP	56.043
56	1 LAP	58.289	88	34.566	1:04.622	41	2 LAPS	58.465
72	3 LAPS	1:02.878	7	1 LAP	57.690	88	37.155	54.869
3	2 LAPS	58.459	72	3 LAPS	1:02.911	7	1 LAP	57.528
7	1 LAP	56.752	3	2 LAPS	1:01.731	26	1 LAP	56.511
26	1 LAP	56.426	26	1 LAP	56.921	3	2 LAPS	59.336
73	1 LAP	56.436	73	1 LAP	56.307	73	1 LAP	56.829
35	3 LAPS	1:02.900	35	3 LAPS	1:02.099	72	3 LAPS	1:03.738
74	46.248	54.827	74	47.954	53.547	74	50.169	54.495
65	1 LAP	57.343				35	3 LAPS	1:01.314

# Historic Formula Junior

## QUALIFYING FOR RACE 8 - CLASSIFICATION

POS	NO	CL	NAME	ENTRY	TIME	ON	LAPS	GAP	DIFF	MPH
1	65	E	Edwin JOWSEY	Lotus 22	53.897	4	12			80.06
2	85	D	John CHISHOLM	Gemini Mk 3A	54.803	12	15	0.906	0.906	78.73
3	79	E	Andrew HIBBERD	Lotus 22	54.915	9	15	1.018	0.112	78.57
4	36	C	Jon MILICEVIC	Lotus 18	55.004	10	15	1.107	0.089	78.44
5	52	E	James CLARIDGE	Lola Mk5A	55.636	3	14	1.739	0.632	77.55
6	55	E	Brian MITCHAM	Wainer Ford	55.883	3	15	1.986	0.247	77.21
7	48	C	John DELANE	Lotus 18	56.893	13	14	2.996	1.010	75.84
8	75	E	Pete MORTON	Lightning Envoyette	57.052	11	14	3.155	0.159	75.63
9	58	E	Richard SMEETON	Lotus 22	57.311	11	11	3.414	0.259	75.29
10	16	B	Tony GOODWIN	Gemini BMC Mk2	57.717	12	14	3.820	0.406	74.76
11	14	B	Crispian BESLEY	Elva 100	58.675	8	14	4.778	0.958	73.54
12	29	B	William GRIMSHAW	Moorland Mk1	59.085	5	14	5.188	0.410	73.03
13	37	C	Anthony MARTINDALE	Essenkay	59.797	12	13	5.900	0.712	72.16
14	66	D	Alex MORTON	Ausper T3	1:00.022	11	13	6.125	0.225	71.89
15	35	C	Tim BISHOP	Sauter	1:00.191	7	13	6.294	0.169	71.68
16	72	E	David CROWTHER	Lotus 22	1:00.811	3	13	6.914	0.620	70.95
17	23	B	Justin FLEMING	Elva 100	1:00.817	9	13	6.920	0.006	70.95
18	30	C	Brian ARCULUS	Emeryson	1:01.113	5	11	7.216	0.296	70.60
19	26	B	Roger DEXTER	Elva 100	1:01.204	7	13	7.307	0.091	70.50
20	20	C	Geoffrey O'NION	Elva 100	1:01.425	13	13	7.528	0.221	70.24
21	46	C	Sue SPENCE	Elva 200	1:03.409	7	13	9.512	1.984	68.05
22	47	C	Richard UTLEY	Caravelle Mk1	1:03.960	9	12	10.063	0.551	67.46
23	17	B	Duncan RABAGLIATI	Scorpion HF1	1:04.035	8	12	10.138	0.075	67.38
24	42	C	Jeremy DEELEY	Cooper T52	1:04.947	12	12	11.050	0.912	66.43
25	94	D	David GRUNBERG	Lotus 20	1:06.761	11	12	12.864	1.814	64.63
26	10	A	Anthony CHILDE-FREEMAN	Volpini	1:08.773	12	12	14.876	2.012	62.74
27	6	D	David DREW	Cooper T52	1:09.343	2	11	15.446	0.570	62.22

Weather / Track : Cloudy / Dry

These results are provisional until the conclusion of any judicial and technical matters.

Brands Hatch Indy  
Circuit Length = 1.1986 miles  
Start: 11:57 End: 12:14

Clerk of Course :		Timekeeper :
-------------------	--	--------------



# Historic Formula Junior

## QUALIFYING FOR RACE 8 - LAP ANALYSIS

<b>6</b>	<b>David DREW</b>		Cooper T52				
1 -	1:11.886	+ 2.543	12:00:34.897	7 -	1:13.336	+ 3.993	12:07:47.316
2 -	<b>1:09.343</b>		<b>12:01:44.240</b>	8 -	1:13.134	+ 3.791	12:09:00.450
3 -	1:12.702	+ 3.359	12:02:56.942	9 -	1:10.060	+ 0.717	12:10:10.510
4 -	1:12.716	+ 3.373	12:04:09.658	10 -	1:11.711	+ 2.368	12:11:22.221
5 -	1:12.493	+ 3.150	12:05:22.151	11 -	1:15.733	+ 6.390	12:12:37.954
6 -	1:11.829	+ 2.486	12:06:33.980				
<b>10</b>	<b>Anthony CHILDE-FREEMAN</b>		Volpini				
1 -	1:13.273	+ 4.500	12:00:18.041	7 -	1:10.125	+ 1.352	12:07:27.747
2 -	1:14.950	+ 6.177	12:01:32.991	8 -	1:11.777	+ 3.004	12:08:39.524
3 -	1:11.991	+ 3.218	12:02:44.982	9 -	1:09.902	+ 1.129	12:09:49.426
4 -	1:11.396	+ 2.623	12:03:56.378	10 -	1:11.224	+ 2.451	12:11:00.650
5 -	1:11.096	+ 2.323	12:05:07.474	11 -	1:09.160	+ 0.387	12:12:09.810
6 -	1:10.148	+ 1.375	12:06:17.622	12 -	<b>1:08.773</b>		<b>12:13:18.583</b>
<b>14</b>	<b>Crispian BESLEY</b>		Elva 100				
1 -	1:01.431	+ 2.756	11:59:44.655	8 -	<b>58.675</b>		<b>12:06:42.478</b>
2 -	59.977	+ 1.302	12:00:44.632	9 -	59.243	+ 0.568	12:07:41.721
3 -	59.449	+ 0.774	12:01:44.081	10 -	59.010	+ 0.335	12:08:40.731
4 -	1:01.064	+ 2.389	12:02:45.145	11 -	1:00.782	+ 2.107	12:09:41.513
5 -	1:00.169	+ 1.494	12:03:45.314	12 -	1:01.200	+ 2.525	12:10:42.713
6 -	58.826	+ 0.151	12:04:44.140	13 -	59.614	+ 0.939	12:11:42.327
7 -	59.663	+ 0.988	12:05:43.803	14 -	59.294	+ 0.619	12:12:41.621
<b>16</b>	<b>Tony GOODWIN</b>		Gemini BMC Mk2				
1 -	1:02.779	+ 5.062	11:59:44.966	8 -	58.059	+ 0.342	12:06:40.115
2 -	1:00.639	+ 2.922	12:00:45.605	9 -	58.901	+ 1.184	12:07:39.016
3 -	1:00.115	+ 2.398	12:01:45.720	10 -	59.043	+ 1.326	12:08:38.059
4 -	1:01.239	+ 3.522	12:02:46.959	11 -	58.185	+ 0.468	12:09:36.244
5 -	59.207	+ 1.490	12:03:46.166	12 -	<b>57.717</b>		<b>12:10:33.961</b>
6 -	57.909	+ 0.192	12:04:44.075	13 -	57.775	+ 0.058	12:11:31.736
7 -	57.981	+ 0.264	12:05:42.056	14 -	58.543	+ 0.826	12:12:30.279
<b>17</b>	<b>Duncan RABAGLIATI</b>		Scorpion HF1				
1 -	1:09.430	+ 5.395	12:00:29.764	7 -	1:05.669	+ 1.634	12:07:07.271
2 -	1:06.784	+ 2.749	12:01:36.548	8 -	<b>1:04.035</b>		<b>12:08:11.306</b>
3 -	1:08.623	+ 4.588	12:02:45.171	9 -	1:04.103	+ 0.068	12:09:15.409
4 -	1:06.948	+ 2.913	12:03:52.119	10 -	1:07.805	+ 3.770	12:10:23.214
5 -	1:04.849	+ 0.814	12:04:56.968	11 -	1:04.550	+ 0.515	12:11:27.764
6 -	1:04.634	+ 0.599	12:06:01.602	12 -	1:05.735	+ 1.700	12:12:33.499
<b>20</b>	<b>Geoffrey O'NION</b>		Elva 100				
1 -	1:07.210	+ 5.785	12:00:11.451	8 -	1:03.511	+ 2.086	12:07:46.217
2 -	1:06.167	+ 4.742	12:01:17.618	9 -	1:02.842	+ 1.417	12:08:49.059
3 -	1:05.623	+ 4.198	12:02:23.241	10 -	1:02.505	+ 1.080	12:09:51.564
4 -	1:05.138	+ 3.713	12:03:28.379	11 -	1:03.320	+ 1.895	12:10:54.884
5 -	1:05.817	+ 4.392	12:04:34.196	12 -	1:02.081	+ 0.656	12:11:56.965
6 -	1:05.281	+ 3.856	12:05:39.477	13 -	<b>1:01.425</b>		<b>12:12:58.390</b>
7 -	1:03.229	+ 1.804	12:06:42.706				
<b>23</b>	<b>Justin FLEMING</b>		Elva 100				
1 -	1:07.753	+ 6.936	12:00:16.717	8 -	1:02.730	+ 1.913	12:07:42.923
2 -	1:04.849	+ 4.032	12:01:21.566	9 -	<b>1:00.817</b>		<b>12:08:43.740</b>
3 -	1:04.310	+ 3.493	12:02:25.876	10 -	1:03.427	+ 2.610	12:09:47.167
4 -	1:02.857	+ 2.040	12:03:28.733	11 -	1:01.801	+ 0.984	12:10:48.968
5 -	1:05.362	+ 4.545	12:04:34.095	12 -	1:01.554	+ 0.737	12:11:50.522
6 -	1:04.190	+ 3.373	12:05:38.285	13 -	1:01.419	+ 0.602	12:12:51.941
7 -	1:01.908	+ 1.091	12:06:40.193				
<b>26</b>	<b>Roger DEXTER</b>		Elva 100				
1 -	1:15.294	+ 14.090	12:00:22.337	8 -	1:01.313	+ 0.109	12:07:47.739
2 -	1:10.540	+ 9.336	12:01:32.877	9 -	1:03.895	+ 2.691	12:08:51.634

Brands Hatch Indy  
Circuit Length = 1.1986 miles  
Start: 11:57 End: 12:14

Weather / Track : Cloudy / Dry

# Historic Formula Junior

## QUALIFYING FOR RACE 8 - LAP ANALYSIS

3 -	1:05.679	+ 4.475	12:02:38.556	10 -	1:01.684	+ 0.480	12:09:53.318
4 -	1:01.819	+ 0.615	12:03:40.375	11 -	1:09.105	+ 7.901	12:11:02.423
5 -	1:02.043	+ 0.839	12:04:42.418	12 -	1:03.318	+ 2.114	12:12:05.741
6 -	1:02.804	+ 1.600	12:05:45.222	13 -	1:02.198	+ 0.994	12:13:07.939
7 -	<b>1:01.204</b>		<b>12:06:46.426</b>				
<b>29</b>	<b>William GRIMSHAW</b>			<b>Moorland Mk1</b>			
1 -	1:10.804	+ 11.719	12:00:16.100	8 -	59.129	+ 0.044	12:07:16.272
2 -	1:01.146	+ 2.061	12:01:17.246	9 -	1:01.035	+ 1.950	12:08:17.307
3 -	1:00.195	+ 1.110	12:02:17.441	10 -	1:00.327	+ 1.242	12:09:17.634
4 -	1:00.481	+ 1.396	12:03:17.922	11 -	59.292	+ 0.207	12:10:16.926
5 -	<b>59.085</b>		<b>12:04:17.007</b>	12 -	1:04.881	+ 5.796	12:11:21.807
6 -	1:00.997	+ 1.912	12:05:18.004	13 -	1:01.998	+ 2.913	12:12:23.805
7 -	59.139	+ 0.054	12:06:17.143	14 -	1:32.622 <b>P</b>	+ 33.537	12:13:56.427
<b>30</b>	<b>Brian ARCULUS</b>			<b>Emeryson</b>			
1 -	1:03.041	+ 1.928	12:00:16.417	7 -	1:02.317	+ 1.204	12:06:28.155
2 -	1:01.355	+ 0.242	12:01:17.772	8 -	1:03.654	+ 2.541	12:07:31.809
3 -	1:01.271	+ 0.158	12:02:19.043	9 -	1:04.649	+ 3.536	12:08:36.458
4 -	1:01.584	+ 0.471	12:03:20.627	10 -	1:02.837	+ 1.724	12:09:39.295
5 -	<b>1:01.113</b>		<b>12:04:21.740</b>	11 -	1:03.563	+ 2.450	12:10:42.858
6 -	1:04.098	+ 2.985	12:05:25.838				
<b>35</b>	<b>Tim BISHOP</b>			<b>Sauter</b>			
1 -	1:03.714	+ 3.523	12:00:28.974	8 -	1:01.182	+ 0.991	12:07:39.278
2 -	1:02.407	+ 2.216	12:01:31.381	9 -	1:01.458	+ 1.267	12:08:40.736
3 -	1:01.363	+ 1.172	12:02:32.744	10 -	1:02.251	+ 2.060	12:09:42.987
4 -	1:00.804	+ 0.613	12:03:33.548	11 -	1:00.534	+ 0.343	12:10:43.521
5 -	1:02.210	+ 2.019	12:04:35.758	12 -	1:01.386	+ 1.195	12:11:44.907
6 -	1:02.147	+ 1.956	12:05:37.905	13 -	1:01.981	+ 1.790	12:12:46.888
7 -	<b>1:00.191</b>		<b>12:06:38.096</b>				
<b>36</b>	<b>Jon MILICEVIC</b>			<b>Lotus 18</b>			
1 -	57.284	+ 2.280	11:59:35.484	9 -	55.711	+ 0.707	12:07:07.001
2 -	56.267	+ 1.263	12:00:31.751	10 -	<b>55.004</b>		<b>12:08:02.005</b>
3 -	58.003	+ 2.999	12:01:29.754	11 -	56.939	+ 1.935	12:08:58.944
4 -	56.359	+ 1.355	12:02:26.113	12 -	55.327	+ 0.323	12:09:54.271
5 -	56.697	+ 1.693	12:03:22.810	13 -	56.744	+ 1.740	12:10:51.015
6 -	56.045	+ 1.041	12:04:18.855	14 -	56.119	+ 1.115	12:11:47.134
7 -	55.565	+ 0.561	12:05:14.420	15 -	56.691	+ 1.687	12:12:43.825
8 -	56.870	+ 1.866	12:06:11.290				
<b>37</b>	<b>Anthony MARTINDALE</b>			<b>Essenkay</b>			
1 -	1:01.157	+ 1.360	12:00:02.583	8 -	1:01.220	+ 1.423	12:07:31.139
2 -	1:00.978	+ 1.181	12:01:03.561	9 -	1:00.383	+ 0.586	12:08:31.522
3 -	1:15.034	+ 15.237	12:02:18.595	10 -	59.905	+ 0.108	12:09:31.427
4 -	1:01.112	+ 1.315	12:03:19.707	11 -	59.844	+ 0.047	12:10:31.271
5 -	1:00.017	+ 0.220	12:04:19.724	12 -	<b>59.797</b>		<b>12:11:31.068</b>
6 -	1:09.653	+ 9.856	12:05:29.377	13 -	1:01.243	+ 1.446	12:12:32.311
7 -	1:00.542	+ 0.745	12:06:29.919				
<b>42</b>	<b>Jeremy DEELEY</b>			<b>Cooper T52</b>			
1 -	1:07.628	+ 2.681	12:00:33.023	7 -	1:05.455	+ 0.508	12:07:11.236
2 -	1:05.387	+ 0.440	12:01:38.410	8 -	1:05.421	+ 0.474	12:08:16.657
3 -	1:08.645	+ 3.698	12:02:47.055	9 -	1:06.986	+ 2.039	12:09:23.643
4 -	1:07.099	+ 2.152	12:03:54.154	10 -	1:05.819	+ 0.872	12:10:29.462
5 -	1:05.312	+ 0.365	12:04:59.466	11 -	1:05.501	+ 0.554	12:11:34.963
6 -	1:06.315	+ 1.368	12:06:05.781	12 -	<b>1:04.947</b>		<b>12:12:39.910</b>
<b>46</b>	<b>Sue SPENCE</b>			<b>Elva 200</b>			
1 -	1:07.303	+ 3.894	12:00:17.032	8 -	1:05.121	+ 1.712	12:07:54.888
2 -	1:08.188	+ 4.779	12:01:25.220	9 -	1:05.760	+ 2.351	12:09:00.648
3 -	1:05.062	+ 1.653	12:02:30.282	10 -	1:03.420	+ 0.011	12:10:04.068
4 -	1:04.977	+ 1.568	12:03:35.259	11 -	1:03.656	+ 0.247	12:11:07.724

Brands Hatch Indy  
Circuit Length = 1.1986 miles  
Start: 11:57 End: 12:14

Weather / Track : Cloudy / Dry

# Historic Formula Junior

## QUALIFYING FOR RACE 8 - LAP ANALYSIS

5 -	1:05.134	+ 1.725	12:04:40.393	12 -	1:06.408	+ 2.999	12:12:14.132
6 -	1:05.965	+ 2.556	12:05:46.358	13 -	1:03.755	+ 0.346	12:13:17.887
7 -	<b>1:03.409</b>		<b>12:06:49.767</b>				
<b>47</b>	<b>Richard UTLEY</b>		Caravelle Mk1				
1 -	1:08.961	+ 5.001	12:00:23.610	7 -	1:05.297	+ 1.337	12:07:06.081
2 -	1:09.636	+ 5.676	12:01:33.246	8 -	1:04.543	+ 0.583	12:08:10.624
3 -	1:11.539	+ 7.579	12:02:44.785	9 -	<b>1:03.960</b>		<b>12:09:14.584</b>
4 -	1:06.341	+ 2.381	12:03:51.126	10 -	1:05.316	+ 1.356	12:10:19.900
5 -	1:05.038	+ 1.078	12:04:56.164	11 -	1:06.317	+ 2.357	12:11:26.217
6 -	1:04.620	+ 0.660	12:06:00.784	12 -	1:05.805	+ 1.845	12:12:32.022
<b>48</b>	<b>John DELANE</b>		Lotus 18				
1 -	1:03.816	+ 6.923	12:00:06.990	8 -	58.687	+ 1.794	12:07:03.057
2 -	1:00.339	+ 3.446	12:01:07.329	9 -	57.422	+ 0.529	12:08:00.479
3 -	59.290	+ 2.397	12:02:06.619	10 -	58.925	+ 2.032	12:08:59.404
4 -	59.242	+ 2.349	12:03:05.861	11 -	57.790	+ 0.897	12:09:57.194
5 -	59.078	+ 2.185	12:04:04.939	12 -	57.743	+ 0.850	12:10:54.937
6 -	1:00.699	+ 3.806	12:05:05.638	13 -	<b>56.893</b>		<b>12:11:51.830</b>
7 -	58.732	+ 1.839	12:06:04.370	14 -	57.065	+ 0.172	12:12:48.895
<b>52</b>	<b>James CLARIDGE</b>		Lola Mk5A				
1 -	57.508	+ 1.872	12:00:18.767	8 -	55.920	+ 0.284	12:06:53.617
2 -	58.316	+ 2.680	12:01:17.083	9 -	56.465	+ 0.829	12:07:50.082
3 -	<b>55.636</b>		<b>12:02:12.719</b>	10 -	55.989	+ 0.353	12:08:46.071
4 -	55.892	+ 0.256	12:03:08.611	11 -	1:05.357	+ 9.721	12:09:51.428
5 -	56.723	+ 1.087	12:04:05.334	12 -	56.781	+ 1.145	12:10:48.209
6 -	56.185	+ 0.549	12:05:01.519	13 -	55.949	+ 0.313	12:11:44.158
7 -	56.178	+ 0.542	12:05:57.697	14 -	56.080	+ 0.444	12:12:40.238
<b>55</b>	<b>Brian MITCHAM</b>		Wainer Ford				
1 -	56.777	+ 0.894	11:59:56.809	9 -	57.195	+ 1.312	12:07:29.264
2 -	56.152	+ 0.269	12:00:52.961	10 -	57.031	+ 1.148	12:08:26.295
3 -	<b>55.883</b>		<b>12:01:48.844</b>	11 -	56.321	+ 0.438	12:09:22.616
4 -	56.566	+ 0.683	12:02:45.410	12 -	56.645	+ 0.762	12:10:19.261
5 -	56.431	+ 0.548	12:03:41.841	13 -	57.467	+ 1.584	12:11:16.728
6 -	56.165	+ 0.282	12:04:38.006	14 -	56.175	+ 0.292	12:12:12.903
7 -	57.523	+ 1.640	12:05:35.529	15 -	56.132	+ 0.249	12:13:09.035
8 -	56.540	+ 0.657	12:06:32.069				
<b>58</b>	<b>Richard SMEETON</b>		Lotus 22				
1 -	58.152	+ 0.841	12:03:07.376	7 -	58.674	+ 1.363	12:08:58.418
2 -	58.512	+ 1.201	12:04:05.888	8 -	59.928	+ 2.617	12:09:58.346
3 -	58.429	+ 1.118	12:05:04.317	9 -	59.799	+ 2.488	12:10:58.145
4 -	59.364	+ 2.053	12:06:03.681	10 -	58.038	+ 0.727	12:11:56.183
5 -	58.400	+ 1.089	12:07:02.081	11 -	<b>57.311</b>		<b>12:12:53.494</b>
6 -	57.663	+ 0.352	12:07:59.744				
<b>65</b>	<b>Edwin JOWSEY</b>		Lotus 22				
1 -	54.519	+ 0.622	12:01:53.805	7 -	57.319	+ 3.422	12:07:26.817
2 -	54.762	+ 0.865	12:02:48.567	8 -	54.453	+ 0.556	12:08:21.270
3 -	56.287	+ 2.390	12:03:44.854	9 -	55.621	+ 1.724	12:09:16.891
4 -	<b>53.897</b>		<b>12:04:38.751</b>	10 -	56.699	+ 2.802	12:10:13.590
5 -	56.802	+ 2.905	12:05:35.553	11 -	55.682	+ 1.785	12:11:09.272
6 -	53.945	+ 0.048	12:06:29.498	12 -	2:18.827 P	+ 1:24.930	12:13:28.099
<b>66</b>	<b>Alex MORTON</b>		Ausper T3				
1 -	1:04.909	+ 4.887	12:00:19.310	8 -	1:02.822	+ 2.800	12:07:31.897
2 -	1:04.271	+ 4.249	12:01:23.581	9 -	1:04.076	+ 4.054	12:08:35.973
3 -	1:00.842	+ 0.820	12:02:24.423	10 -	1:01.192	+ 1.170	12:09:37.165
4 -	1:01.525	+ 1.503	12:03:25.948	11 -	<b>1:00.022</b>		<b>12:10:37.187</b>
5 -	1:00.411	+ 0.389	12:04:26.359	12 -	1:00.534	+ 0.512	12:11:37.721
6 -	1:01.508	+ 1.486	12:05:27.867	13 -	1:00.717	+ 0.695	12:12:38.438
7 -	1:01.208	+ 1.186	12:06:29.075				

Brands Hatch Indy  
 Circuit Length = 1.1986 miles  
 Start: 11:57 End: 12:14

Weather / Track : Cloudy / Dry

# Historic Formula Junior

## QUALIFYING FOR RACE 8 - LAP ANALYSIS

<b>72</b>	<b>David CROWTHER</b>			Lotus 22			
1 -	1:01.930	+ 1.119	12:00:27.490	8 -	1:01.354	+ 0.543	12:07:38.447
2 -	1:03.129	+ 2.318	12:01:30.619	9 -	1:01.272	+ 0.461	12:08:39.719
3 -	<b>1:00.811</b>		<b>12:02:31.430</b>	10 -	1:01.387	+ 0.576	12:09:41.106
4 -	1:01.224	+ 0.413	12:03:32.654	11 -	1:01.320	+ 0.509	12:10:42.426
5 -	1:01.423	+ 0.612	12:04:34.077	12 -	1:01.470	+ 0.659	12:11:43.896
6 -	1:01.881	+ 1.070	12:05:35.958	13 -	1:01.773	+ 0.962	12:12:45.669
7 -	1:01.135	+ 0.324	12:06:37.093				
<b>75</b>	<b>Pete MORTON</b>			Lightning Envoyette			
1 -	1:03.684	+ 6.632	12:00:19.260	8 -	1:00.317	+ 3.265	12:07:18.770
2 -	1:03.179	+ 6.127	12:01:22.439	9 -	57.572	+ 0.520	12:08:16.342
3 -	1:00.491	+ 3.439	12:02:22.930	10 -	57.951	+ 0.899	12:09:14.293
4 -	1:00.168	+ 3.116	12:03:23.098	11 -	<b>57.052</b>		<b>12:10:11.345</b>
5 -	58.169	+ 1.117	12:04:21.267	12 -	58.632	+ 1.580	12:11:09.977
6 -	59.294	+ 2.242	12:05:20.561	13 -	58.604	+ 1.552	12:12:08.581
7 -	57.892	+ 0.840	12:06:18.453	14 -	58.074	+ 1.022	12:13:06.655
<b>79</b>	<b>Andrew HIBBERD</b>			Lotus 22			
1 -	55.803	+ 0.888	11:59:28.715	9 -	<b>54.915</b>		<b>12:06:55.345</b>
2 -	58.372	+ 3.457	12:00:27.087	10 -	55.208	+ 0.293	12:07:50.553
3 -	56.553	+ 1.638	12:01:23.640	11 -	55.800	+ 0.885	12:08:46.353
4 -	55.549	+ 0.634	12:02:19.189	12 -	56.231	+ 1.316	12:09:42.584
5 -	55.556	+ 0.641	12:03:14.745	13 -	56.013	+ 1.098	12:10:38.597
6 -	55.181	+ 0.266	12:04:09.926	14 -	55.684	+ 0.769	12:11:34.281
7 -	55.238	+ 0.323	12:05:05.164	15 -	58.149	+ 3.234	12:12:32.430
8 -	55.266	+ 0.351	12:06:00.430				
<b>85</b>	<b>John CHISHOLM</b>			Gemini Mk 3A			
1 -	55.866	+ 1.063	11:59:31.374	9 -	55.096	+ 0.293	12:07:06.372
2 -	56.886	+ 2.083	12:00:28.260	10 -	54.885	+ 0.082	12:08:01.257
3 -	1:00.965	+ 6.162	12:01:29.225	11 -	57.249	+ 2.446	12:08:58.506
4 -	55.923	+ 1.120	12:02:25.148	12 -	<b>54.803</b>		<b>12:09:53.309</b>
5 -	57.101	+ 2.298	12:03:22.249	13 -	55.631	+ 0.828	12:10:48.940
6 -	55.931	+ 1.128	12:04:18.180	14 -	55.657	+ 0.854	12:11:44.597
7 -	55.781	+ 0.978	12:05:13.961	15 -	55.881	+ 1.078	12:12:40.478
8 -	57.315	+ 2.512	12:06:11.276				
<b>94</b>	<b>David GRUNBERG</b>			Lotus 20			
1 -	1:14.271	+ 7.510	12:00:16.474	7 -	1:10.054	+ 3.293	12:07:28.145
2 -	1:15.877	+ 9.116	12:01:32.351	8 -	1:11.598	+ 4.837	12:08:39.743
3 -	1:14.997	+ 8.236	12:02:47.348	9 -	1:09.700	+ 2.939	12:09:49.443
4 -	1:09.543	+ 2.782	12:03:56.891	10 -	1:09.851	+ 3.090	12:10:59.294
5 -	1:11.122	+ 4.361	12:05:08.013	11 -	<b>1:06.761</b>		<b>12:12:06.055</b>
6 -	1:10.078	+ 3.317	12:06:18.091	12 -	1:07.070	+ 0.309	12:13:13.125

# Historic Formula Junior

## RACE 8 - GRID

ROW 14	1:09.343 6 David DREW	1:08.773 10 Anthony CHILDE-FREEMAN
ROW 13	1:06.761 94 David GRUNBERG	1:04.947 42 Jeremy DEELEY
ROW 12	1:04.035 17 Duncan RABAGLIATI	1:03.960 47 Richard UTLEY
ROW 11	1:03.409 46 Sue SPENCE	1:01.425 20 Geoffrey O'NION
ROW 10	1:01.204 26 Roger DEXTER	1:01.113 30 Brian ARCULUS
ROW 9	1:00.817 23 Justin FLEMING	1:00.811 72 David CROWTHER
ROW 8	1:00.191 35 Tim BISHOP	1:00.022 66 Alex MORTON
ROW 7	59.797 37 Anthony MARTINDALE	59.085 29 William GRIMSHAW
ROW 6	58.675 14 Crispian BESLEY	57.717 16 Tony GOODWIN
ROW 5	57.311 58 Richard SMEETON	57.052 75 Pete MORTON
ROW 4	56.893 48 John DELANE	55.883 55 Brian MITCHAM
ROW 3	55.636 52 James CLARIDGE	55.004 36 Jon MILICEVIC
ROW 2	54.915 79 Andrew HIBBERD	54.803 85 John CHISHOLM
ROW 1	53.897 65 Edwin JOWSEY	
<b>Pole</b>		
		

Brands Hatch Indy  
Circuit Length = 1.1986 miles

**These results are provisional until the conclusion of any judicial and technical matters.**

Clerk of Course :

Timekeeper :

# Historic Formula Junior

## RACE 8 - CLASSIFICATION

POS	NO	CL	NAME	ENTRY	LAPS	TIME	GAP	DIFF	MPH	BEST	ON
1	65	E	Edwin JOWSEY	Lotus 22	22	20:30.484			77.14	54.223	15
2	79	E	Andrew HIBBERD	Lotus 22	22	20:33.540	3.056	3.056	76.95	54.741	15
3	85	D	John CHISHOLM	Gemini Mk 3A	22	20:43.647	13.163	10.107	76.33	55.380	16
4	55	E	Brian MITCHAM	Wainer Ford	22	20:48.920	18.436	5.273	76.01	55.562	11
5	36	C	Jon MILICEVIC	Lotus 18	22	20:53.824	23.340	4.904	75.71	55.729	10
6	52	E	James CLARIDGE	Lola Mk5A	22	20:54.342	23.858	0.518	75.68	55.773	10
7	75	E	Pete MORTON	Lightning Envoyette	22	21:15.560	45.076	21.218	74.42	56.161	13
8	48	C	John DELANE	Lotus 18	21	20:36.192	1 lap	1 lap	73.30	57.351	9
9	58	E	Richard SMEETON	Lotus 22	21	20:36.348	1 lap	0.156	73.29	56.496	3
10	14	B	Crispian BESLEY	Elva 100	21	21:10.167	1 lap	33.819	71.34	58.598	4
11	35	C	Tim BISHOP	Sauter	20	20:36.540	2 laps	1 lap	69.79	59.632	14
12	66	D	Alex MORTON	Ausper T3	20	20:37.954	2 laps	1.414	69.71	1:00.012	16
13	72	E	David CROWTHER	Lotus 22	20	21:11.580	2 laps	33.626	67.86	1:01.248	3
14	20	C	Geoffrey O'NION	Elva 100	19	20:37.602	3 laps	1 lap	66.24	1:02.905	18
15	17	B	Duncan RABAGLIATI	Scorpion HF1	19	20:54.823	3 laps	17.221	65.33	1:03.845	16
16	46	C	Sue SPENCE	Elva 200	19	21:05.413	3 laps	10.590	64.78	1:04.251	12
17	42	C	Jeremy DEELEY	Cooper T52	19	21:06.205	3 laps	0.792	64.74	1:04.132	9
18	47	C	Richard UTLEY	Caravelle Mk1	19	21:29.633	3 laps	23.428	63.57	1:04.805	19
19	94	D	David GRUNBERG	Lotus 20	19	21:30.439	3 laps	0.806	63.53	1:05.069	19
20	6	D	David DREW	Cooper T52	18	21:33.486	4 laps	1 lap	60.04	1:06.572	18
21	10	A	Anthony CHILDE-FREEMAN	Volpini	18	21:39.637	4 laps	6.151	59.76	1:07.539	17

### NOT CLASSIFIED

DNF	23	B	Justin FLEMING	Elva 100	0						
DNF	26	B	Roger DEXTER	Elva 100	0						
DNF	37	C	Anthony MARTINDALE	Essenkay	13	13:21.270	9 laps	0.000	70.00	1:00.182	5
DNF	30	C	Brian ARCULUS	Emeryson	5	5:31.903	17 laps	8 laps	65.00	1:02.145	2

### FASTEST LAP

65	E	Edwin JOWSEY	Lotus 22	15	54.223	79.57 mph	128.07 kph
85	D	John CHISHOLM	Gemini Mk 3A	16	55.380	77.91 mph	125.39 kph
36	C	Jon MILICEVIC	Lotus 18	10	55.729	77.42 mph	124.61 kph
14	B	Crispian BESLEY	Elva 100	4	58.598	73.63 mph	118.50 kph
10	A	Anthony CHILDE-FREEMAN	Volpini	17	1:07.539	63.88 mph	102.82 kph

Weather / Track : Bright / Dry

These results are provisional until the conclusion of any judicial and technical matters.

Brands Hatch Indy  
Circuit Length = 1.1986 miles  
Start: 17:02 End: 17:24

Clerk of Course :	Timekeeper :
-------------------	--------------

# Historic Formula Junior

## RACE 8 - LAP CHART

Lap 1			Lap 2			Lap 3			Lap 4			Lap 5		
No	Behind	Laptime	No	Behind	Laptime	No	Behind	Laptime	No	Behind	Laptime	No	Behind	Laptime
65		1:01.724	65		54.909	65		54.632	65		55.380	65		54.929
85	0.430	1:02.154	85	1.456	55.935	79	2.515	55.565	79	2.400	55.265	94	1 LAP	1:06.978
79	0.589	1:02.313	79	1.582	55.902	85	2.974	56.150	85	4.674	57.080	79	2.999	55.528
36	1.618	1:03.342	36	2.445	55.736	36	3.878	56.065	36	5.185	56.687	85	5.468	55.723
52	1.995	1:03.719	52	3.012	55.926	52	4.966	56.586	52	5.694	56.108	36	6.265	56.009
55	2.724	1:04.448	55	4.044	56.229	55	5.461	56.049	55	6.529	56.448	52	6.598	55.833
48	4.700	1:06.424	58	7.385	57.410	58	9.249	56.496	10	1 LAP	1:12.196	55	7.863	56.263
58	4.884	1:06.608	48	8.220	58.429	75	12.534	58.893	58	10.563	56.694	6	1 LAP	1:11.520
75	5.563	1:07.287	75	8.273	57.619	48	13.096	59.508	75	14.064	56.910	58	14.171	58.537
14	7.311	1:09.035	14	11.669	59.267	14	16.204	59.167	48	16.260	58.544	75	15.638	56.503
37	9.561	1:11.285	37	15.784	1:01.132	37	22.162	1:01.010	14	19.422	58.598	48	18.814	57.483
66	10.202	1:11.926	66	16.088	1:00.795	66	22.791	1:01.335	37	27.309	1:00.527	14	24.033	59.540
35	10.848	1:12.572	35	16.728	1:00.789	35	23.605	1:01.509	66	28.310	1:00.899	10	1 LAP	1:12.419
72	11.539	1:13.263	72	17.985	1:01.355	72	24.601	1:01.248	35	28.613	1:00.388	37	32.562	1:00.182
30	12.733	1:14.457	30	19.969	1:02.145	30	27.680	1:02.343	72	30.767	1:01.546	35	34.208	1:00.524
20	13.203	1:14.927	20	21.423	1:03.129	20	30.558	1:03.767	30	35.109	1:02.809	66	35.029	1:01.648
46	16.060	1:17.784	46	26.196	1:05.045	46	37.018	1:05.454	20	38.712	1:03.534	72	38.027	1:02.189
17	18.646	1:20.370	17	30.163	1:06.426	47	41.611	1:05.868	46	47.272	1:05.634	20	50.243	1:06.460
47	19.576	1:21.300	47	30.375	1:05.708	17	42.222	1:06.691	47	52.379	1:06.148	30	50.329	1:10.149
94	19.625	1:21.349	42	31.541	1:06.090	42	42.784	1:05.875	42	52.963	1:05.559			
42	20.360	1:22.084	94	32.191	1:07.475	94	43.927	1:06.368	17	53.411	1:06.569			
6	22.751	1:24.475	6	37.189	1:09.347	6	52.184	1:09.627						
10	27.293	1:29.017	10	47.903	1:15.519									

# Historic Formula Junior

## RACE 8 - LAP CHART

Lap 6			Lap 7			Lap 8			Lap 9			Lap 10		
No	Behind	Laptime	No	Behind	Laptime	No	Behind	Laptime	No	Behind	Laptime	No	Behind	Laptime
65		56.056	65		55.743	65		55.165	65		55.293	65		55.258
79	3.369	56.426	79	3.345	55.719	79	3.518	55.338	79	3.804	55.579	79	4.079	55.533
46	1 LAP	1:07.316	20	1 LAP	1:06.498	10	2 LAPS	1:11.580	72	1 LAP	1:04.402	66	1 LAP	1:02.671
36	6.880	56.671	36	7.885	56.748	85	8.660	55.916	85	9.078	55.711	85	10.149	56.329
85	6.984	57.572	85	7.909	56.668	36	9.266	56.546	36	9.886	55.913	36	10.357	55.729
52	8.572	58.030	52	8.944	56.115	52	9.894	56.115	52	10.406	55.805	52	10.921	55.773
55	8.925	57.118	55	9.292	56.110	55	10.293	56.166	6	2 LAPS	1:13.515	55	11.858	56.226
47	1 LAP	1:08.359	46	1 LAP	1:09.273	20	1 LAP	1:05.935	55	10.890	55.890	72	1 LAP	1:03.842
42	1 LAP	1:08.717	58	19.345	59.608	75	22.716	58.420	10	2 LAPS	1:11.831	75	25.875	56.669
17	1 LAP	1:09.010	75	19.461	58.405	58	23.842	59.662	75	24.464	57.041	6	2 LAPS	1:11.448
94	1 LAP	1:07.836	47	1 LAP	1:07.393	48	29.273	1:01.921	20	1 LAP	1:05.306	58	31.831	1:00.615
58	15.480	57.365	17	1 LAP	1:06.229	46	1 LAP	1:08.956	58	26.474	57.925	48	34.390	58.317
75	16.799	57.217	42	1 LAP	1:07.151	17	1 LAP	1:06.007	48	31.331	57.351	20	1 LAP	1:05.583
48	20.376	57.618	48	22.517	57.884	42	1 LAP	1:06.757	46	1 LAP	1:05.088	10	2 LAPS	1:11.651
14	27.659	59.682	94	1 LAP	1:06.921	47	1 LAP	1:08.582	17	1 LAP	1:03.987	14	46.635	59.834
6	1 LAP	1:13.593	14	31.936	1:00.020	94	1 LAP	1:06.957	14	42.059	1:01.135	17	1 LAP	1:04.312
37	37.079	1:00.573	37	42.688	1:01.352	14	36.217	59.446	42	1 LAP	1:04.773	46	1 LAP	1:05.927
35	38.883	1:00.731	35	43.506	1:00.366	37	48.067	1:00.544	94	1 LAP	1:06.528	42	1 LAP	1:04.132
66	40.372	1:01.399	66	46.594	1:01.965	35	48.569	1:00.228	47	1 LAP	1:07.256			
10	1 LAP	1:12.704	6	1 LAP	1:12.403	66	53.411	1:01.982	37	53.007	1:00.233			
72	45.359	1:03.388	72	53.387	1:03.771				35	53.032	59.756			



# Historic Formula Junior

## RACE 8 - LAP CHART

Lap 11			Lap 12			Lap 13			Lap 14			Lap 15		
No	Behind	Laptime	No	Behind	Laptime	No	Behind	Laptime	No	Behind	Laptime	No	Behind	Laptime
65		56.644	65		56.350	65		55.931	65		55.757	65		54.223
94	2 LAPS	1:05.854	17	2 LAPS	1:04.291	79	1.347	55.196	79	0.912	55.322	79	1.430	54.741
35	1 LAP	1:01.207	79	2.082	55.747	6	3 LAPS	1:12.036	14	1 LAP	1:01.253	14	1 LAP	58.695
79	2.685	55.250	46	2 LAPS	1:04.959	17	2 LAPS	1:04.307	20	2 LAPS	1:05.005	85	12.918	55.836
37	1 LAP	1:01.625	42	2 LAPS	1:05.832	10	3 LAPS	1:10.816	85	11.305	55.847	36	13.631	55.817
47	2 LAPS	1:08.804	37	1 LAP	1:00.532	85	11.215	57.346	36	12.037	56.464	55	13.923	55.642
85	9.302	55.797	35	1 LAP	1:00.954	36	11.330	57.277	55	12.504	56.468	52	15.099	56.032
36	9.817	56.104	85	9.800	56.848	52	11.498	57.265	52	13.290	57.549	20	2 LAPS	1:05.837
52	10.256	55.979	36	9.984	56.517	35	1 LAP	1:00.643	35	1 LAP	1:00.828	35	1 LAP	59.632
55	10.776	55.562	52	10.164	56.258	55	11.793	57.154	37	1 LAP	1:00.910	17	2 LAPS	1:04.938
66	1 LAP	1:02.864	55	10.570	56.144	37	1 LAP	1:01.365	17	2 LAPS	1:05.773	46	2 LAPS	1:04.427
72	1 LAP	1:02.388	94	2 LAPS	1:07.505	46	2 LAPS	1:06.191	6	3 LAPS	1:16.213	75	35.130	58.986
75	26.053	56.822	47	2 LAPS	1:08.022	42	2 LAPS	1:06.274	46	2 LAPS	1:04.251	66	1 LAP	1:03.246
58	33.666	58.479	66	1 LAP	1:01.136	66	1 LAP	1:00.779	42	2 LAPS	1:04.956	42	2 LAPS	1:06.641
48	35.194	57.448	75	27.698	57.995	94	2 LAPS	1:05.886	66	1 LAP	1:00.536	6	3 LAPS	1:12.523
6	2 LAPS	1:11.452	72	1 LAP	1:02.813	47	2 LAPS	1:07.247	10	3 LAPS	1:11.140	10	3 LAPS	1:10.079
20	1 LAP	1:04.180	58	36.161	58.845	75	27.928	56.161	75	30.367	58.196	94	2 LAPS	1:06.581
14	49.699	59.708	48	37.267	58.423	72	1 LAP	1:03.378	94	2 LAPS	1:07.109	48	46.885	1:00.420
10	2 LAPS	1:11.476	20	1 LAP	1:04.700	58	37.620	57.390	47	2 LAPS	1:09.299	58	47.526	1:00.478
			14	52.436	59.087	48	38.820	57.484	48	40.688	57.625	72	1 LAP	1:03.877
									58	41.271	59.408	47	2 LAPS	1:08.779
									72	1 LAP	1:04.016			

# Historic Formula Junior

## RACE 8 - LAP CHART

Lap 16			Lap 17			Lap 18			Lap 19			Lap 20		
No	Behind	Laptime	No	Behind	Laptime	No	Behind	Laptime	No	Behind	Laptime	No	Behind	Laptime
65		55.220	65		56.079	65		56.008	65		56.152	65		55.706
79	1.290	55.080	6	4 LAPS	1:12.022	42	3 LAPS	1:06.185	17	3 LAPS	1:03.845	79	3.421	56.032
14	1 LAP	59.810	10	4 LAPS	1:11.359	79	2.696	55.942	48	1 LAP	59.139	48	1 LAP	58.710
85	13.078	55.380	94	3 LAPS	1:08.463	85	13.507	56.764	58	1 LAP	59.423	58	1 LAP	58.633
36	14.429	56.018	79	2.762	57.551	72	2 LAPS	1:03.849	79	3.095	56.551	17	3 LAPS	1:04.706
55	14.537	55.834	72	2 LAPS	1:04.612	94	3 LAPS	1:08.182	46	3 LAPS	1:06.024	85	14.085	56.282
52	16.596	56.717	47	3 LAPS	1:06.417	6	4 LAPS	1:10.483	42	3 LAPS	1:04.941	46	3 LAPS	1:05.655
20	2 LAPS	1:03.380	85	12.751	55.752	55	15.919	56.332	85	13.509	56.154	55	18.193	57.006
35	1 LAP	1:00.533	14	1 LAP	59.819	10	4 LAPS	1:10.132	55	16.893	57.126	42	3 LAPS	1:05.654
75	36.888	56.978	55	15.595	57.137	36	16.744	56.847	36	19.995	59.403	36	21.280	56.991
17	2 LAPS	1:04.566	36	15.905	57.555	52	17.723	56.783	52	21.712	1:00.141	52	22.816	56.810
66	1 LAP	1:00.380	52	16.948	56.431	14	1 LAP	1:01.096	72	2 LAPS	1:03.325	72	2 LAPS	1:03.109
46	2 LAPS	1:07.028	20	2 LAPS	1:03.913	47	3 LAPS	1:07.568	14	1 LAP	1:01.166	14	1 LAP	1:02.667
42	2 LAPS	1:05.751	35	1 LAP	1:03.273	75	39.226	57.412	94	3 LAPS	1:08.491	94	3 LAPS	1:08.717
48	50.864	59.199	75	37.822	57.013	20	2 LAPS	1:04.981	6	4 LAPS	1:09.866	47	3 LAPS	1:05.912
58	51.558	59.252	66	1 LAP	1:00.012	35	1 LAP	1:03.974	10	4 LAPS	1:09.494	6	4 LAPS	1:09.250
			17	2 LAPS	1:04.406	66	1 LAP	1:00.622	47	3 LAPS	1:05.496	75	42.747	57.848
			46	2 LAPS	1:04.524				75	40.605	57.531	10	4 LAPS	1:09.081
			48	53.477	58.692				20	2 LAPS	1:03.225	20	2 LAPS	1:02.905
			58	53.879	58.400				35	1 LAP	1:03.430			
									66	1 LAP	1:00.405			

# Historic Formula Junior

## RACE 8 - LAP CHART

Lap 21			Lap 22		
No	Behind	Laptime	No	Behind	Laptime
65		56.173	65		57.152
35	2 LAPS	1:02.567	79	3.056	56.673
66	2 LAPS	1:01.318	48	1 LAP	58.071
79	3.535	56.287	58	1 LAP	57.784
48	1 LAP	57.502	35	2 LAPS	1:02.636
58	1 LAP	57.336	20	3 LAPS	1:04.337
85	14.213	56.301	66	2 LAPS	1:02.036
17	3 LAPS	1:04.309	85	13.163	56.102
55	19.068	57.048	55	18.436	56.520
36	23.634	58.527	36	23.340	56.858
52	24.320	57.677	52	23.858	56.690
46	3 LAPS	1:06.606	17	3 LAPS	1:04.081
42	3 LAPS	1:04.624	46	3 LAPS	1:05.271
72	2 LAPS	1:02.496	42	3 LAPS	1:04.209
14	1 LAP	1:00.091	14	1 LAP	1:01.051
75	45.080	58.506	72	2 LAPS	1:02.713
47	3 LAPS	1:06.670	75	45.076	57.148
94	3 LAPS	1:08.170	47	3 LAPS	1:04.805
6	4 LAPS	1:07.141	94	3 LAPS	1:05.069
10	4 LAPS	1:07.539	6	4 LAPS	1:06.572
			10	4 LAPS	1:11.604