



# HISTORIC RACE MEETING

**Brands Hatch Circuit**

**15th September 2007**



**Results Provided by MST Sports Timing Ltd**  
***www.msttiming.com***

# Grandstand Motorsports Historic FFord

## QUALIFYING - CLASSIFICATION

POS	NO	CL	NAME	ENTRY	TIME	ON	LAPS	GAP	DIFF	KPH
1	95	N	Michael LYONS	Merlyn Mk11A	52.496	6	14			132.28
2	17		Russell LOVE	Lola T200	52.581	12	14	0.085	0.085	132.07
3	2		Paul SLEEMAN	Jamun T2	53.164	11	16	0.668	0.583	130.62
4	48		Crispin SCHLAEFLI	Macon MR8	53.273	9	16	0.777	0.109	130.35
5	57		David WILD	Lola T200	53.397	15	15	0.901	0.124	130.05
6	11		Westie MITCHELL	Merlyn Mk20	53.483	5	8	0.987	0.086	129.84
7	77		Chris SHARPLES	Palliser WDF1	53.593	7	16	1.097	0.110	129.57
8	86		George FOWLER	Macon MR8	53.842	13	16	1.346	0.249	128.97
9	21		Neil BOWMAN	Macon MR7B	53.868	8	15	1.372	0.026	128.91
10	47		Tony DEMPSTER	Lola T200	53.927	9	15	1.431	0.059	128.77
11	66		Gregory THORNTON	Titan Mk4	54.155	12	15	1.659	0.228	128.23
12	6		Neil DAVIES	Lotus 61MX	54.509	15	15	2.013	0.354	127.39
13	54		Alex MEEK	Merlyn Mk20A	54.541	10	13	2.045	0.032	127.32
14	20		Martin ANSLOW	Merlyn Mk20A	54.599	15	15	2.103	0.058	127.18
15	65		Lee DWYER	Merlyn Mk11A	54.855	8	13	2.359	0.256	126.59
16	27		Dick DIXON	Lotus 61	54.860	14	15	2.364	0.005	126.58
17	34		Philip NORRIS	Macon MR8	55.130	15	15	2.634	0.270	125.96
18	96	N	John HARRISON	Lola T200	55.359	9	15	2.863	0.229	125.44
19	31		Roy SIERGIEJEW	Merlyn Mk17	55.455	10	15	2.959	0.096	125.22
20	12		John BROWN	Merlyn Mk20	56.299	15	15	3.803	0.844	123.34
21	89		Gary CRITCHER	Nike4/6	1:00.090	6	14	7.594	3.791	115.56
22	15		Gareth PAUL	Merlyn Mk17A	1:04.698	6	10	12.202	4.608	107.33

Weather / Track : Sunny / Dry

These results are provisional until the conclusion of any judicial and technical matters.

Brands Hatch Indy  
Circuit Length = 1929 metres  
Start: 09:01 End: 09:17

Clerk of Course :		Timekeeper :
-------------------	--	--------------

# Grandstand Motorsports Historic Fford

## QUALIFYING - LAP ANALYSIS

<b>2</b>	<b>Paul SLEEMAN</b>		<b>Jamun T2</b>				
1 -	54.857	+ 1.693	9:03:26.681	<b>9</b>	53.835	+ 0.671	9:10:38.662
2 -	56.139	+ 2.975	9:04:22.820	<b>10</b>	53.909	+ 0.745	9:11:32.571
3 -	53.801	+ 0.637	9:05:16.621	<b>11</b>	<b>53.164</b>		9:12:25.735
4 -	53.404	+ 0.240	9:06:10.025	<b>12</b>	53.482	+ 0.318	9:13:19.217
5 -	53.707	+ 0.543	9:07:03.732	<b>13</b>	54.254	+ 1.090	9:14:13.471
6 -	53.475	+ 0.311	9:07:57.207	<b>14</b>	54.189	+ 1.025	9:15:07.660
7 -	53.415	+ 0.251	9:08:50.622	<b>15</b>	53.559	+ 0.395	9:16:01.219
8 -	54.205	+ 1.041	9:09:44.827	<b>16</b>	53.896	+ 0.732	9:16:55.115
<b>6</b>	<b>Neil DAVIES</b>		<b>Lotus 61MX</b>				
1 -	1:01.366	+ 6.857	9:03:45.090	<b>9</b>	55.071	+ 0.562	9:11:12.454
2 -	56.786	+ 2.277	9:04:41.876	<b>10</b>	55.429	+ 0.920	9:12:07.883
3 -	56.386	+ 1.877	9:05:38.262	<b>11</b>	54.986	+ 0.477	9:13:02.869
4 -	56.016	+ 1.507	9:06:34.278	<b>12</b>	56.899	+ 2.390	9:13:59.768
5 -	56.175	+ 1.666	9:07:30.453	<b>13</b>	55.912	+ 1.403	9:14:55.680
6 -	56.351	+ 1.842	9:08:26.804	<b>14</b>	54.613	+ 0.104	9:15:50.293
7 -	55.477	+ 0.968	9:09:22.281	<b>15</b>	<b>54.509</b>		9:16:44.802
8 -	55.102	+ 0.593	9:10:17.383				
<b>11</b>	<b>Westie MITCHELL</b>		<b>Merlyn Mk20</b>				
1 -	54.595	+ 1.112	9:03:14.494	<b>5</b>	<b>53.483</b>		9:06:50.059
2 -	54.212	+ 0.729	9:04:08.706	<b>6</b>	54.944	+ 1.461	9:07:45.003
3 -	54.160	+ 0.677	9:05:02.866	<b>7</b>	53.672	+ 0.189	9:08:38.675
4 -	53.710	+ 0.227	9:05:56.576	<b>8</b>	53.595	+ 0.112	9:09:32.270
<b>12</b>	<b>John BROWN</b>		<b>Merlyn Mk20</b>				
1 -	1:00.064	+ 3.765	9:03:24.227	<b>9</b>	56.902	+ 0.603	9:11:10.084
2 -	58.996	+ 2.697	9:04:23.223	<b>10</b>	57.731	+ 1.432	9:12:07.815
3 -	57.760	+ 1.461	9:05:20.983	<b>11</b>	58.378	+ 2.079	9:13:06.193
4 -	59.931	+ 3.632	9:06:20.914	<b>12</b>	56.847	+ 0.548	9:14:03.040
5 -	58.311	+ 2.012	9:07:19.225	<b>13</b>	56.743	+ 0.444	9:14:59.783
6 -	58.178	+ 1.879	9:08:17.403	<b>14</b>	57.221	+ 0.922	9:15:57.004
7 -	58.211	+ 1.912	9:09:15.614	<b>15</b>	<b>56.299</b>		9:16:53.303
8 -	57.568	+ 1.269	9:10:13.182				
<b>15</b>	<b>Gareth PAUL</b>		<b>Merlyn Mk17A</b>				
1 -	1:05.084	+ 0.386	9:03:56.236	<b>6</b>	<b>1:04.698</b>		9:09:28.056
2 -	1:05.934	+ 1.236	9:05:02.170	<b>7</b>	1:06.004	+ 1.306	9:10:34.060
3 -	1:07.312	+ 2.614	9:06:09.482	<b>8</b>	1:07.283	+ 2.585	9:11:41.343
4 -	1:06.783	+ 2.085	9:07:16.265	<b>9</b>	1:07.349	+ 2.651	9:12:48.692
5 -	1:07.093	+ 2.395	9:08:23.358	<b>10</b>	1:10.356	+ 5.658	9:13:59.048
<b>17</b>	<b>Russell LOVE</b>		<b>Lola T200</b>				
1 -	56.742	+ 4.161	9:03:39.154	<b>8</b>	53.795	+ 1.214	9:10:01.718
2 -	53.745	+ 1.164	9:04:32.899	<b>9</b>	53.206	+ 0.625	9:10:54.924
3 -	54.679	+ 2.098	9:05:27.578	<b>10</b>	54.567	+ 1.986	9:11:49.491
4 -	57.701	+ 5.120	9:06:25.279	<b>11</b>	2:31.534	+ 1:38.953	9:14:21.025
5 -	55.330	+ 2.749	9:07:20.609	<b>12</b>	<b>52.581</b>		9:15:13.606
6 -	54.365	+ 1.784	9:08:14.974	<b>13</b>	53.259	+ 0.678	9:16:06.865
7 -	52.949	+ 0.368	9:09:07.923	<b>14</b>	53.684	+ 1.103	9:17:00.549
<b>20</b>	<b>Martin ANSLOW</b>		<b>Merlyn Mk20A</b>				
1 -	59.043	+ 4.444	9:03:51.381	<b>9</b>	57.379	+ 2.780	9:11:25.860
2 -	57.358	+ 2.759	9:04:48.739	<b>10</b>	54.965	+ 0.366	9:12:20.825
3 -	58.796	+ 4.197	9:05:47.535	<b>11</b>	55.703	+ 1.104	9:13:16.528
4 -	56.304	+ 1.705	9:06:43.839	<b>12</b>	1:01.151	+ 6.552	9:14:17.679
5 -	55.874	+ 1.275	9:07:39.713	<b>13</b>	55.451	+ 0.852	9:15:13.130
6 -	55.325	+ 0.726	9:08:35.038	<b>14</b>	55.099	+ 0.500	9:16:08.229
7 -	55.198	+ 0.599	9:09:30.236	<b>15</b>	<b>54.599</b>		9:17:02.828
8 -	58.245	+ 3.646	9:10:28.481				

Brands Hatch Indy  
Circuit Length = 1929 metres  
Start: 09:01 End: 09:17

Weather / Track : Sunny / Dry

# Grandstand Motorsports Historic FFord

## QUALIFYING - LAP ANALYSIS

<b>21</b>	<b>Neil BOWMAN</b>		<b>Macon MR7B</b>				
1 -	56.931	+ 3.063	9:03:31.159	<b>9</b>	54.224	+ 0.356	9:10:57.029
2 -	55.864	+ 1.996	9:04:27.023	<b>10</b>	54.477	+ 0.609	9:11:51.506
3 -	55.916	+ 2.048	9:05:22.939	<b>11</b>	54.213	+ 0.345	9:12:45.719
4 -	56.469	+ 2.601	9:06:19.408	<b>12</b>	53.962	+ 0.094	9:13:39.681
5 -	54.760	+ 0.892	9:07:14.168	<b>13</b>	1:02.971	+ 9.103	9:14:42.652
6 -	1:00.741	+ 6.873	9:08:14.909	<b>14</b>	54.386	+ 0.518	9:15:37.038
7 -	54.028	+ 0.160	9:09:08.937	<b>15</b>	54.152	+ 0.284	9:16:31.190
8 -	<b>53.868</b>		<b>9:10:02.805</b>				
<b>27</b>	<b>Dick DIXON</b>		<b>Lotus 61</b>				
1 -	1:04.987	+ 10.127	9:03:56.942	<b>9</b>	55.598	+ 0.738	9:11:29.026
2 -	1:00.665	+ 5.805	9:04:57.607	<b>10</b>	56.197	+ 1.337	9:12:25.223
3 -	55.937	+ 1.077	9:05:53.544	<b>11</b>	55.438	+ 0.578	9:13:20.661
4 -	55.808	+ 0.948	9:06:49.352	<b>12</b>	56.054	+ 1.194	9:14:16.715
5 -	56.231	+ 1.371	9:07:45.583	<b>13</b>	55.095	+ 0.235	9:15:11.810
6 -	55.260	+ 0.400	9:08:40.843	<b>14</b>	<b>54.860</b>		9:16:06.670
7 -	55.105	+ 0.245	9:09:35.948	<b>15</b>	55.555	+ 0.695	9:17:02.225
8 -	57.480	+ 2.620	9:10:33.428				
<b>31</b>	<b>Roy SIERGIEJEV</b>		<b>Merlyn Mk17</b>				
1 -	1:00.409	+ 4.954	9:03:24.881	<b>9</b>	56.076	+ 0.621	9:11:05.072
2 -	1:01.159	+ 5.704	9:04:26.040	<b>10</b>	<b>55.455</b>		9:12:00.527
3 -	59.725	+ 4.270	9:05:25.765	<b>11</b>	55.464	+ 0.009	9:12:55.991
4 -	57.351	+ 1.896	9:06:23.116	<b>12</b>	1:00.683	+ 5.228	9:13:56.674
5 -	56.789	+ 1.334	9:07:19.905	<b>13</b>	56.187	+ 0.732	9:14:52.861
6 -	57.469	+ 2.014	9:08:17.374	<b>14</b>	55.503	+ 0.048	9:15:48.364
7 -	55.589	+ 0.134	9:09:12.963	<b>15</b>	56.374	+ 0.919	9:16:44.738
8 -	56.033	+ 0.578	9:10:08.996				
<b>34</b>	<b>Philip NORRIS</b>		<b>Macon MR8</b>				
1 -	58.198	+ 3.068	9:03:34.721	<b>9</b>	55.565	+ 0.435	9:11:08.267
2 -	56.160	+ 1.030	9:04:30.881	<b>10</b>	55.198	+ 0.068	9:12:03.465
3 -	55.926	+ 0.796	9:05:26.807	<b>11</b>	55.452	+ 0.322	9:12:58.917
4 -	56.566	+ 1.436	9:06:23.373	<b>12</b>	59.518	+ 4.388	9:13:58.435
5 -	58.762	+ 3.632	9:07:22.135	<b>13</b>	1:00.764	+ 5.634	9:14:59.199
6 -	58.840	+ 3.710	9:08:20.975	<b>14</b>	58.980	+ 3.850	9:15:58.179
7 -	55.953	+ 0.823	9:09:16.928	<b>15</b>	<b>55.130</b>		9:16:53.309
8 -	55.774	+ 0.644	9:10:12.702				
<b>47</b>	<b>Tony DEMPSTER</b>		<b>Lola T200</b>				
1 -	59.586	+ 5.659	9:03:45.650	<b>9</b>	<b>53.927</b>		9:11:10.504
2 -	58.042	+ 4.115	9:04:43.692	<b>10</b>	54.485	+ 0.558	9:12:04.989
3 -	56.477	+ 2.550	9:05:40.169	<b>11</b>	54.502	+ 0.575	9:12:59.491
4 -	55.561	+ 1.634	9:06:35.730	<b>12</b>	58.360	+ 4.433	9:13:57.851
5 -	55.598	+ 1.671	9:07:31.328	<b>13</b>	55.781	+ 1.854	9:14:53.632
6 -	55.014	+ 1.087	9:08:26.342	<b>14</b>	58.529	+ 4.602	9:15:52.161
7 -	54.876	+ 0.949	9:09:21.218	<b>15</b>	53.983	+ 0.056	9:16:46.144
8 -	55.359	+ 1.432	9:10:16.577				
<b>48</b>	<b>Crispin SCHLAEFLI</b>		<b>Macon MR8</b>				
1 -	57.033	+ 3.760	9:03:26.912	<b>9</b>	<b>53.273</b>		9:10:40.479
2 -	56.230	+ 2.957	9:04:23.142	<b>10</b>	53.686	+ 0.413	9:11:34.165
3 -	54.374	+ 1.101	9:05:17.516	<b>11</b>	53.460	+ 0.187	9:12:27.625
4 -	54.411	+ 1.138	9:06:11.927	<b>12</b>	53.689	+ 0.416	9:13:21.314
5 -	53.968	+ 0.695	9:07:05.895	<b>13</b>	53.916	+ 0.643	9:14:15.230
6 -	53.696	+ 0.423	9:07:59.591	<b>14</b>	53.865	+ 0.592	9:15:09.095
7 -	53.609	+ 0.336	9:08:53.200	<b>15</b>	53.614	+ 0.341	9:16:02.709
8 -	54.006	+ 0.733	9:09:47.206	<b>16</b>	53.533	+ 0.260	9:16:56.242
<b>54</b>	<b>Alex MEEK</b>		<b>Merlyn Mk20A</b>				
1 -	57.632	+ 3.091	9:03:29.514	<b>8</b>	55.326	+ 0.785	9:10:02.678
2 -	56.576	+ 2.035	9:04:26.090	<b>9</b>	54.960	+ 0.419	9:10:57.638

Brands Hatch Indy  
Circuit Length = 1929 metres  
Start: 09:01 End: 09:17

Weather / Track : Sunny / Dry

# Grandstand Motorsports Historic FFord

## QUALIFYING - LAP ANALYSIS


3 -	56.318	+ 1.777	9:05:22.408	<b>10</b>	<b>54.541</b>		9:11:52.179
4 -	57.527	+ 2.986	9:06:19.935	<b>11</b>	55.645	+ 1.104	9:12:47.824
5 -	55.730	+ 1.189	9:07:15.665	<b>12</b>	54.577	+ 0.036	9:13:42.401
6 -	55.534	+ 0.993	9:08:11.199	<b>13</b>	55.402	+ 0.861	9:14:37.803
7 -	56.153	+ 1.612	9:09:07.352				
<b>57</b>	<b>David WILD</b> Lola T200						
1 -	54.599	+ 1.202	9:03:32.202	<b>9</b>	54.117	+ 0.720	9:10:50.919
2 -	55.127	+ 1.730	9:04:27.329	<b>10</b>	53.800	+ 0.403	9:11:44.719
3 -	55.421	+ 2.024	9:05:22.750	<b>11</b>	53.597	+ 0.200	9:12:38.316
4 -	58.205	+ 4.808	9:06:20.955	<b>12</b>	53.523	+ 0.126	9:13:31.839
5 -	54.901	+ 1.504	9:07:15.856	<b>13</b>	53.588	+ 0.191	9:14:25.427
6 -	53.881	+ 0.484	9:08:09.737	<b>14</b>	54.006	+ 0.609	9:15:19.433
7 -	53.551	+ 0.154	9:09:03.288	<b>15</b>	<b>53.397</b>		9:16:12.830
8 -	53.514	+ 0.117	9:09:56.802				
<b>65</b>	<b>Lee DWYER</b> Merlyn Mk11A						
1 -	58.819	+ 3.964	9:03:25.664	<b>8</b>	<b>54.855</b>		9:10:09.184
2 -	59.207	+ 4.352	9:04:24.871	<b>9</b>	57.548	+ 2.693	9:11:06.732
3 -	56.871	+ 2.016	9:05:21.742	<b>10</b>	56.051	+ 1.196	9:12:02.783
4 -	58.812	+ 3.957	9:06:20.554	<b>11</b>	56.375	+ 1.520	9:12:59.158
5 -	1:00.861	+ 6.006	9:07:21.415	<b>12</b>	2:45.939	+ 1:51.084	9:15:45.097
6 -	56.790	+ 1.935	9:08:18.205	<b>13</b>	55.514	+ 0.659	9:16:40.611
7 -	56.124	+ 1.269	9:09:14.329				
<b>66</b>	<b>Gregory THORNTON</b> Titan Mk4						
1 -	57.684	+ 3.529	9:03:30.526	<b>9</b>	55.366	+ 1.211	9:10:56.360
2 -	56.538	+ 2.383	9:04:27.064	<b>10</b>	55.486	+ 1.331	9:11:51.846
3 -	55.549	+ 1.394	9:05:22.613	<b>11</b>	54.519	+ 0.364	9:12:46.365
4 -	57.089	+ 2.934	9:06:19.702	<b>12</b>	<b>54.155</b>		9:13:40.520
5 -	55.711	+ 1.556	9:07:15.413	<b>13</b>	55.211	+ 1.056	9:14:35.731
6 -	55.562	+ 1.407	9:08:10.975	<b>14</b>	54.831	+ 0.676	9:15:30.562
7 -	55.062	+ 0.907	9:09:06.037	<b>15</b>	55.059	+ 0.904	9:16:25.621
8 -	54.957	+ 0.802	9:10:00.994				
<b>77</b>	<b>Chris SHARPLES</b> Palliser WDF1						
1 -	55.116	+ 1.523	9:03:28.212	<b>9</b>	53.749	+ 0.156	9:10:41.632
2 -	55.859	+ 2.266	9:04:24.071	<b>10</b>	53.959	+ 0.366	9:11:35.591
3 -	54.454	+ 0.861	9:05:18.525	<b>11</b>	53.608	+ 0.015	9:12:29.199
4 -	53.628	+ 0.035	9:06:12.153	<b>12</b>	53.628	+ 0.035	9:13:22.827
5 -	54.401	+ 0.808	9:07:06.554	<b>13</b>	53.919	+ 0.326	9:14:16.746
6 -	53.921	+ 0.328	9:08:00.475	<b>14</b>	53.992	+ 0.399	9:15:10.738
7 -	<b>53.593</b>		<b>9:08:54.068</b>	<b>15</b>	53.668	+ 0.075	9:16:04.406
8 -	53.815	+ 0.222	9:09:47.883	<b>16</b>	54.537	+ 0.944	9:16:58.943
<b>86</b>	<b>George FOWLER</b> Macon MR8						
1 -	55.745	+ 1.903	9:03:20.348	<b>9</b>	54.418	+ 0.576	9:10:36.438
2 -	55.060	+ 1.218	9:04:15.408	<b>10</b>	54.306	+ 0.464	9:11:30.744
3 -	54.765	+ 0.923	9:05:10.173	<b>11</b>	54.072	+ 0.230	9:12:24.816
4 -	54.032	+ 0.190	9:06:04.205	<b>12</b>	54.219	+ 0.377	9:13:19.035
5 -	54.447	+ 0.605	9:06:58.652	<b>13</b>	<b>53.842</b>		9:14:12.877
6 -	54.096	+ 0.254	9:07:52.748	<b>14</b>	54.555	+ 0.713	9:15:07.432
7 -	54.969	+ 1.127	9:08:47.717	<b>15</b>	54.210	+ 0.368	9:16:01.642
8 -	54.303	+ 0.461	9:09:42.020	<b>16</b>	53.888	+ 0.046	9:16:55.530
<b>89</b>	<b>Gary CRITCHER</b> Nike4/6						
1 -	1:01.995	+ 1.905	9:03:44.978	<b>8</b>	1:00.753	+ 0.663	9:10:51.273
2 -	1:01.702	+ 1.612	9:04:46.680	<b>9</b>	1:00.351	+ 0.261	9:11:51.624
3 -	1:00.673	+ 0.583	9:05:47.353	<b>10</b>	1:01.774	+ 1.684	9:12:53.398
4 -	1:01.161	+ 1.071	9:06:48.514	<b>11</b>	1:03.266	+ 3.176	9:13:56.664
5 -	1:00.398	+ 0.308	9:07:48.912	<b>12</b>	1:01.695	+ 1.605	9:14:58.359
6 -	<b>1:00.090</b>		<b>9:08:49.002</b>	<b>13</b>	1:01.893	+ 1.803	9:16:00.252
7 -	1:01.518	+ 1.428	9:09:50.520	<b>14</b>	1:01.700	+ 1.610	9:17:01.952

Brands Hatch Indy  
Circuit Length = 1929 metres  
Start: 09:01 End: 09:17

Weather / Track : Sunny / Dry

# Grandstand Motorsports Historic Fford

## RACE 1 - GRID

ROW 11	1:00.090 89 Gary CRITCHER	1:04.698 15 Gareth PAUL
ROW 10	55.455 31 Roy SIERGIEJEV	56.299 12 John BROWN
ROW 9	55.130 34 Philip NORRIS	55.359 96 John HARRISON
ROW 8	54.855 65 Lee DWYER	54.860 27 Dick DIXON
ROW 7	54.541 54 Alex MEEK	54.599 20 Martin ANSLOW
ROW 6	54.155 66 Gregory THORNTON	54.509 6 Neil DAVIES
ROW 5	53.868 21 Neil BOWMAN	53.927 47 Tony DEMPSTER
ROW 4	53.593 77 Chris SHARPLES	53.842 86 George FOWLER
ROW 3	53.397 57 David WILD	53.483 11 Westie MITCHELL
ROW 2	53.164 2 Paul SLEEMAN	53.273 48 Crispin SCHLAEFLI
ROW 1	52.496 95 Michael LYONS	52.581 17 Russell LOVE
<b>Pole</b>		
		

Weather / Track : Sunny / Dry

Brands Hatch Indy  
Circuit Length = 1929 metres

Clerk of Course :		Timekeeper :

# Grandstand Motorsports Historic FFord

## RACE 1 - CLASSIFICATION

POS	NO	CL	NAME	ENTRY	LAPS	TIME	GAP	DIFF	MPH	BEST	ON
1	95	N	Michael LYONS	Merlyn Mk11A	23	20:32.623			80.51	52.831	7
2	2		Paul SLEEMAN	Jamun T2	23	20:50.483	17.860	17.860	79.36	53.293	2
3	57		David WILD	Lola T200	23	20:50.799	18.176	0.316	79.34	53.303	14
4	11		Westie MITCHELL	Merlyn Mk20	23	20:55.541	22.918	4.742	79.04	53.454	9
5	77		Chris SHARPLES	Palliser WDF1	23	21:01.252	28.629	5.711	78.68	53.777	13
6	86		George FOWLER	Macon MR8	23	21:02.084	29.461	0.832	78.63	53.875	15
7	48		Crispin SCHLAEFLI	Macon MR8	23	21:26.324	53.701	24.240	77.15	53.689	9
8	21		Neil BOWMAN	Macon MR7B	23	21:26.649	54.026	0.325	77.13	53.743	6
9	66		Gregory THORNTON	Titan Mk4	23	21:29.003	56.380	2.354	76.99	54.659	9
10	6		Neil DAVIES	Lotus 61MX	23	22:21.846	1:49.223	52.843	73.96	54.417	9
11	47		Tony DEMPSTER	Lola T200	23	22:32.018	1:59.395	10.172	73.40	54.548	6
12	27		Dick DIXON	Lotus 61	22	20:36.043	1 lap	1 lap	76.80	55.056	15
13	34		Philip NORRIS	Macon MR8	22	20:52.556	1 lap	16.513	75.78	55.436	4
14	65		Lee DWYER	Merlyn Mk11A	22	20:53.725	1 lap	1.169	75.71	53.731	9
15	20		Martin ANSLOW	Merlyn Mk20A	22	21:04.092	1 lap	10.367	75.09	55.460	21
16	31		Roy SIERGIEJEV	Merlyn Mk17	22	21:10.428	1 lap	6.336	74.72	55.848	14
17	12		John BROWN	Merlyn Mk20	21	20:39.600	2 laps	1 lap	73.10	57.519	16
18	15		Gareth PAUL	Merlyn Mk17A	21	20:45.063	2 laps	5.463	72.78	56.777	8
19	89		Gary CRITCHER	Nike4/6	21	21:32.636	2 laps	47.573	70.10	58.754	2
NOT CLASSIFIED											
DNF	17		Russell LOVE	Lola T200	22	19:39.446	1 lap	0.000	80.48	52.794	8
DNF	54		Alex MEEK	Merlyn Mk20A	2	2:03.157	21 laps	20 laps	70.07	57.065	2
DNF	96	N	John HARRISON	Lola T200	2	2:03.401	21 laps	0.244	69.93	56.433	2
FASTEST LAP											
	17		Russell LOVE	Lola T200	8	52.794		81.73 mph		131.53 kph	
	95	N	Michael LYONS	Merlyn Mk11A	7	52.831		81.67 mph		131.44 kph	

Weather / Track : Sunny / Dry

These results are provisional until the conclusion of any judicial and technical matters.

Brands Hatch Indy  
Circuit Length = 1.1986 miles  
Start: 13:15 End: 13:39

Clerk of Course :

Timekeeper :

# Grandstand Motorsports Historic FFord

## RACE 1 - LAP CHART

Lap 1			Lap 2			Lap 3			Lap 4			Lap 5		
No	Behind	Laptime	No	Behind	Laptime	No	Behind	Laptime	No	Behind	Laptime	No	Behind	Laptime
95		56.131	95		53.396	95		53.302	95		53.438	95		53.109
17	1.011	56.727	17	1.092	53.477	17	0.913	53.123	17	0.848	53.373	17	1.075	53.336
2	1.400	56.430	2	1.297	53.293	2	1.910	53.915	2	2.403	53.931	2	3.082	53.788
57	2.001	56.372	57	2.228	53.623	57	3.452	54.526	11	4.488	54.388	11	5.352	53.973
11	2.895	56.576	11	3.052	53.553	11	3.538	53.788	57	4.629	54.615	57	6.004	54.484
21	3.651	56.810	21	4.375	54.120	21	4.950	53.877	21	5.369	53.857	77	8.104	54.787
77	4.120	58.086	77	4.542	53.818	77	5.716	54.476	77	6.426	54.148	86	8.830	54.029
86	4.529	57.716	86	5.728	54.595	86	6.572	54.146	86	7.910	54.776	21	9.878	57.618
47	5.587	58.329	47	7.077	54.886	65	9.361	54.547	65	10.679	54.756	65	11.696	54.126
66	6.070	58.667	65	8.116	54.390	47	9.386	55.611	47	11.820	55.872	47	13.644	54.933
65	7.122	58.286	66	8.432	55.758	66	10.111	54.981	66	12.092	55.419	66	14.013	55.030
54	7.134	59.044	27	10.102	56.095	6	11.954	55.077	6	13.681	55.165	6	15.895	55.323
6	7.205	59.615	6	10.179	56.370	27	12.715	55.915	27	15.649	56.372	27	18.110	55.570
27	7.403	58.786	54	10.803	57.065	20	14.780	56.610	20	16.966	55.624	48	22.156	55.416
96	8.010	58.744	96	11.047	56.433	34	15.976	57.562	34	17.974	55.436	34	22.384	57.519
20	8.676	59.878	20	11.472	56.192	48	19.057	55.740	48	19.849	54.230	12	29.543	57.601
34	8.783	59.322	34	11.716	56.329	12	20.583	1:00.071	12	25.051	57.906	31	29.967	57.635
12	9.543	59.814	12	13.814	57.667	31	20.882	59.237	31	25.441	57.997	20	32.652	1:08.795
31	10.281	1:00.335	31	14.947	58.062	89	22.794	59.900	89	29.253	59.897	15	35.346	58.978
89	10.838	1:00.286	89	16.196	58.754	15	24.190	59.052	15	29.477	58.725	89	36.655	1:00.511
15	13.592	1:02.398	48	16.619	54.971									
48	15.044	1:10.017	15	18.440	58.244									



# Grandstand Motorsports Historic FFord

## RACE 1 - LAP CHART

Lap 6			Lap 7			Lap 8			Lap 9			Lap 10		
No	Behind	Laptime	No	Behind	Laptime	No	Behind	Laptime	No	Behind	Laptime	No	Behind	Laptime
95		52.861	95		52.831	95		53.172	95		53.044	95		53.390
17	1.433	53.219	17	1.446	52.844	17	1.068	52.794	17	1.020	52.996	17	0.680	53.050
2	4.048	53.827	2	5.162	53.945	2	5.880	53.890	2	6.644	53.808	15	1 LAP	59.283
11	6.142	53.651	11	6.849	53.538	11	7.479	53.802	89	1 LAP	1:02.520	2	6.974	53.720
57	6.745	53.602	57	7.267	53.353	57	7.760	53.665	11	7.889	53.454	11	8.063	53.564
77	9.145	53.902	77	10.187	53.873	77	11.011	53.996	57	8.229	53.513	57	8.869	54.030
86	10.039	54.070	86	11.984	54.776	86	13.383	54.571	77	12.349	54.382	77	13.935	54.976
21	10.760	53.743	21	12.187	54.258	21	14.052	55.037	86	14.588	54.249	89	1 LAP	1:01.484
65	12.741	53.906	65	14.007	54.097	65	14.801	53.966	21	14.840	53.832	86	15.656	54.458
47	15.331	54.548	47	17.555	55.055	47	19.517	55.134	65	15.488	53.731	21	15.896	54.446
66	16.019	54.867	66	18.073	54.885	66	20.003	55.102	47	21.400	54.927	65	16.340	54.242
6	18.053	55.019	6	19.795	54.573	6	21.485	54.862	66	21.618	54.659	66	22.982	54.754
27	20.621	55.372	27	23.219	55.429	48	25.631	54.219	6	22.858	54.417	6	24.121	54.653
48	23.552	54.257	48	24.584	53.863	27	25.668	55.621	48	26.276	53.689	47	24.484	56.474
34	25.656	56.133	34	28.916	56.091	34	31.814	56.070	27	28.473	55.849	48	27.016	54.130
31	34.341	57.235	31	39.153	57.643	31	42.884	56.903	34	34.822	56.052	27	30.751	55.668
12	34.944	58.262	20	39.589	56.705	20	43.257	56.840	31	45.904	56.064	34	37.791	56.359
20	35.715	55.924	12	40.720	58.607	12	45.444	57.896	20	46.137	55.924	20	48.503	55.756
15	40.483	57.998	15	45.059	57.407	15	48.664	56.777	12	49.920	57.520	31	49.113	56.599
89	43.717	59.923	89	50.972	1:00.086									

# Grandstand Motorsports Historic FFord

## RACE 1 - LAP CHART

Lap 11			Lap 12			Lap 13			Lap 14			Lap 15		
No	Behind	Laptime	No	Behind	Laptime	No	Behind	Laptime	No	Behind	Laptime	No	Behind	Laptime
95		53.922	95		53.528	95		53.408	95		53.214	95		53.044
17	0.144	53.386	17	0.429	53.813	17	0.119	53.098	17	0.514	53.609	17	0.587	53.117
12	1 LAP	59.262	12	1 LAP	58.709	20	1 LAP	57.317	20	1 LAP	55.546	20	1 LAP	55.641
2	6.928	53.876	2	7.547	54.147	31	1 LAP	57.228	31	1 LAP	55.999	31	1 LAP	55.848
11	7.595	53.454	11	7.778	53.711	11	8.236	53.866	11	8.746	53.724	11	9.779	54.077
15	1 LAP	1:00.654	65	1 LAP	1:39.952	2	8.622	54.483	2	9.080	53.672	2	9.934	53.898
57	8.673	53.726	57	9.028	53.883	57	9.541	53.921	57	9.630	53.303	57	10.315	53.729
77	14.474	54.461	15	1 LAP	58.837	65	1 LAP	54.633	65	1 LAP	54.290	65	1 LAP	54.498
21	16.465	54.491	77	15.380	54.434	12	1 LAP	59.726	77	16.993	54.458	77	18.225	54.276
86	16.723	54.989	21	16.898	53.961	77	15.749	53.777	12	1 LAP	58.690	86	20.683	53.875
89	1 LAP	1:01.759	86	18.021	54.826	21	18.635	55.145	86	19.852	54.134	21	20.978	54.128
66	24.509	55.449	66	26.948	55.967	86	18.932	54.319	21	19.894	54.473	12	1 LAP	58.465
47	25.587	55.025	47	26.968	54.909	15	1 LAP	59.008	15	1 LAP	56.836	15	1 LAP	57.564
6	25.827	55.628	6	29.131	56.832	66	29.347	55.807	66	31.040	54.907	66	33.281	55.285
48	27.262	54.168	89	1 LAP	1:02.406	47	29.757	56.197	47	31.774	55.231	47	33.898	55.168
27	33.585	56.756	48	34.581	1:00.847	6	30.428	54.705	6	31.931	54.717	6	33.959	55.072
34	41.923	58.054	27	35.747	55.690	48	36.634	55.461	48	37.789	54.369	48	38.566	53.821
20	51.210	56.629	34	45.192	56.797	27	37.628	55.289	27	39.541	55.127	27	41.553	55.056
31	51.909	56.718				89	1 LAP	1:00.879	89	1 LAP	1:00.265			
						34	48.140	56.356	34	51.122	56.196			

# Grandstand Motorsports Historic FFord

## RACE 1 - LAP CHART

Lap 16			Lap 17			Lap 18			Lap 19			Lap 20		
No	Behind	Laptime	No	Behind	Laptime	No	Behind	Laptime	No	Behind	Laptime	No	Behind	Laptime
95		53.986	95		53.705	95		53.315	95		53.388	95		53.260
17	0.314	53.713	17	0.938	54.329	17	0.619	52.996	17	0.134	52.903	17	0.202	53.328
34	1 LAP	56.926	34	1 LAP	55.873	34	1 LAP	55.945	34	1 LAP	56.168	34	1 LAP	55.502
89	2 LAPS	1:02.163	89	2 LAPS	59.676	11	11.812	54.125	11	12.921	54.497	11	13.914	54.253
20	1 LAP	56.958	11	11.002	54.282	2	12.599	54.113	2	13.043	53.832	2	13.925	54.142
31	1 LAP	56.547	2	11.801	54.656	57	12.798	53.749	57	13.454	54.044	57	14.395	54.201
11	10.425	54.632	57	12.364	55.187	65	1 LAP	54.195	65	1 LAP	54.111	65	1 LAP	54.610
2	10.850	54.902	20	1 LAP	57.814	89	2 LAPS	1:01.485	20	1 LAP	57.542	20	1 LAP	55.823
57	10.882	54.553	65	1 LAP	54.470	20	1 LAP	55.855	77	22.710	55.158	77	23.767	54.317
65	1 LAP	54.337	31	1 LAP	58.277	31	1 LAP	56.454	86	23.570	54.758	86	24.756	54.446
77	18.777	54.538	77	19.762	54.690	77	20.940	54.493	31	1 LAP	59.176	31	1 LAP	56.650
86	20.979	54.282	86	21.531	54.257	86	22.200	53.984	21	25.379	54.274	89	2 LAPS	1:01.052
21	21.431	54.439	21	23.323	55.597	21	24.493	54.485	89	2 LAPS	1:03.508	21	34.171	1:02.052
12	1 LAP	57.642	12	1 LAP	57.519	12	1 LAP	57.937	6	40.882	55.616	66	43.646	55.937
15	1 LAP	58.543	15	1 LAP	58.374	66	38.594	55.362	66	40.969	55.763	6	43.674	56.052
66	34.676	55.381	66	36.547	55.576	6	38.654	55.209	12	1 LAP	58.746	48	43.980	55.008
47	34.878	54.966	6	36.760	55.285	47	40.217	56.365	47	42.151	55.322	47	44.932	56.041
6	35.180	55.207	47	37.167	55.994	48	41.097	54.751	48	42.232	54.523	12	1 LAP	59.630
48	39.343	54.763	48	39.661	54.023	15	1 LAP	1:00.005	27	48.108	55.315	27	50.046	55.198
27	43.012	55.445	27	44.385	55.078	27	46.181	55.111	15	1 LAP	58.602			

# Grandstand Motorsports Historic FFord

## RACE 1 - LAP CHART

Lap 21			Lap 22			Lap 23		
No	Behind	Laptime	No	Behind	Laptime	No	Behind	Laptime
95		53.361	95		53.605	95		53.386
17	0.356	53.515	17	0.209	53.458	27	1 LAP	58.174
15	2 LAPS	59.212	12	2 LAPS	59.972	12	2 LAPS	59.271
34	1 LAP	55.809	15	2 LAPS	58.822	15	2 LAPS	59.592
2	15.964	55.400	34	1 LAP	55.819	2	17.860	55.225
57	16.393	55.359	2	16.021	53.662	57	18.176	55.200
65	1 LAP	54.345	57	16.362	53.574	34	1 LAP	57.819
11	21.314	1:00.761	65	1 LAP	55.447	65	1 LAP	54.996
77	25.707	55.301	11	21.572	53.863	11	22.918	54.732
86	26.440	55.045	77	26.639	54.537	77	28.629	55.376
20	1 LAP	57.429	86	27.075	54.240	86	29.461	55.772
31	1 LAP	56.480	20	1 LAP	55.460	20	1 LAP	56.074
21	35.367	54.557	31	1 LAP	56.596	31	1 LAP	57.841
89	2 LAPS	1:00.469	21	41.460	59.698	48	53.701	58.903
48	45.947	55.328	48	48.184	55.842	21	54.026	1:05.952
66	45.953	55.668	89	2 LAPS	1:00.906	66	56.380	1:01.266
6	46.303	55.990	66	48.500	56.152	89	2 LAPS	1:05.197
47	46.918	55.347	6	49.245	56.547	6	1:49.223	1:53.364
27	52.237	55.552	47	49.356	56.043	47	1:59.395	2:03.425

**Grandstand Motorsports Historic FFord  
QUALIFYING - LAP ANALYSIS**

<b>95</b>		<b>Michael LYONS</b>		<b>Merlyn Mk11A</b>			
1 -	54.069	+ 1.573	9:03:13.131	<b>8</b>	53.239	+ 0.743	9:09:25.571
2 -	53.124	+ 0.628	9:04:06.255	<b>9</b>	53.083	+ 0.587	9:10:18.654
3 -	53.117	+ 0.621	9:04:59.372	<b>10</b>	54.090	+ 1.594	9:11:12.744
4 -	53.915	+ 1.419	9:05:53.287	<b>11</b>	53.524	+ 1.028	9:12:06.268
5 -	53.957	+ 1.461	9:06:47.244	<b>12</b>	53.441	+ 0.945	9:12:59.709
6 -	<b>52.496</b>		<b>9:07:39.740</b>	<b>13</b>	2:31.029	+ 1:38.533	9:15:30.738
7 -	52.592	+ 0.096	9:08:32.332	<b>14</b>	53.157	+ 0.661	9:16:23.895
<b>96</b>		<b>John HARRISON</b>		<b>Lola T200</b>			
1 -	58.419	+ 3.060	9:03:39.833	<b>9</b>	<b>55.359</b>		9:11:06.837
2 -	56.384	+ 1.025	9:04:36.217	<b>10</b>	55.667	+ 0.308	9:12:02.504
3 -	56.103	+ 0.744	9:05:32.320	<b>11</b>	55.504	+ 0.145	9:12:58.008
4 -	56.116	+ 0.757	9:06:28.436	<b>12</b>	59.038	+ 3.679	9:13:57.046
5 -	55.664	+ 0.305	9:07:24.100	<b>13</b>	56.217	+ 0.858	9:14:53.263
6 -	55.921	+ 0.562	9:08:20.021	<b>14</b>	55.415	+ 0.056	9:15:48.678
7 -	55.580	+ 0.221	9:09:15.601	<b>15</b>	56.064	+ 0.705	9:16:44.742
8 -	55.877	+ 0.518	9:10:11.478				

# By Box Historic Saloons

## QUALIFYING - CLASSIFICATION

POS	NO	CL	NAME	ENTRY	TIME	ON	LAPS	GAP	DIFF	KPH
1	13	K1	<b>Nigel VAULKHARD</b>	Ford Mustang	<b>59.299</b>	8	11			117.10
2	49	C	<b>Peter HORE</b>	Ford Lotus Cortina	<b>59.654</b>	13	13	<b>0.355</b>	0.355	116.41
3	85	D	<b>Roger GODFREY</b>	Austin Mini Cooper S	<b>59.906</b>	5	13	<b>0.607</b>	0.252	115.92
4	87	E	<b>Simon BENOY</b>	Hillman Imp	<b>1:00.065</b>	7	13	<b>0.766</b>	0.159	115.61
5	84	D	<b>Roger PHILLIPS</b>	Austin Mini Cooper	<b>1:00.137</b>	10	13	<b>0.838</b>	0.072	115.47
6	32	JD	<b>John CHISHOLM</b>	Jaguar XK120	<b>1:00.157</b>	9	12	<b>0.858</b>	0.020	115.43
7	52	C	<b>Peter ERGIS</b>	Ford Lotus Cortina	<b>1:00.410</b>	10	12	<b>1.111</b>	0.253	114.95
8	77	D	<b>Roger EBDON</b>	Morris Mini Cooper S	<b>1:00.444</b>	10	12	<b>1.145</b>	0.034	114.88
9	69	C	<b>Bob BULLEN</b>	Ford Anglia 105E	<b>1:00.534</b>	1	1	<b>1.235</b>	0.090	114.71
10	12	JC	<b>Grahame BULL</b>	Jaguar XK150	<b>1:00.750</b>	5	13	<b>1.451</b>	0.216	114.31
11	66	JD	<b>Andrew MOORE</b>	Jaguar XK120	<b>1:00.783</b>	8	13	<b>1.484</b>	0.033	114.24
12	26	K1	<b>Malcolm VEREY</b>	Ford Mustang Notchback	<b>1:00.930</b>	5	6	<b>1.631</b>	0.147	113.97
13	24	JB	<b>Trevor GROOM</b>	Jaguar XK140	<b>1:01.259</b>	4	10	<b>1.960</b>	0.329	113.36
14	21	JC	<b>Rob NEWALL</b>	Jaguar XK120	<b>1:01.535</b>	8	12	<b>2.236</b>	0.276	112.85
15	93	E	<b>Graham MARTIN</b>	Singer Chamois	<b>1:01.857</b>	8	13	<b>2.558</b>	0.322	112.26
16	94	E	<b>Steve PLATTS</b>	Singer Chamois	<b>1:01.977</b>	9	12	<b>2.678</b>	0.120	112.04
17	53	C	<b>Andy YOOL</b>	Ford Anglia 105E	<b>1:02.542</b>	5	8	<b>3.243</b>	0.565	111.03
18	42	JB	<b>Geoff OTLEY</b>	Jaguar XK120	<b>1:03.283</b>	8	12	<b>3.984</b>	0.741	109.73
19	91	E	<b>Vince FROST</b>	Hillman Imp	<b>1:04.435</b>	10	12	<b>5.136</b>	1.152	107.77
20	95	E	<b>Shaun HAZLEWOOD</b>	Hillman Imp	<b>1:05.990</b>	8	11	<b>6.691</b>	1.555	105.23
21	36	JB	<b>Nicholas WILKINS</b>	Jaguar XK120	<b>1:06.025</b>	10	12	<b>6.726</b>	0.035	105.17
22	19	C	<b>Richard CROSS</b>	Triumph 2000 Mk1	<b>1:07.117</b>	9	12	<b>7.818</b>	1.092	103.46
23	9	JA	<b>Paul CHASE-GARDENER</b>	Jaguar XK140	<b>1:09.238</b>	9	11	<b>9.939</b>	2.121	100.29
24	6	JA	<b>Toby FOSTER</b>	Jaguar XK120	<b>1:11.149</b>	1	1	<b>11.850</b>	1.911	97.60

Weather / Track : Sunny / Dry

These results are provisional until the conclusion of any judicial and technical matters.

Brands Hatch Indy  
Circuit Length = 1929 metres  
Start: 09:22 End: 09:44

Clerk of Course :		Timekeeper :
-------------------	--	--------------

## By Box Historic Saloons

### QUALIFYING - LAP ANALYSIS

<b>6</b>	<b>Toby FOSTER</b>		Jaguar XK120				
<b>1</b> -	<b>1:11.149</b>		<b>9:25:44.343</b>				
<b>9</b>	<b>Paul CHASE-GARDENER</b>		Jaguar XK140				
<b>1</b> -	1:12.640	+ 3.402	9:25:41.963	<b>7</b>	1:11.260	+ 2.022	9:38:06.522
<b>2</b> -	6:20.445	+ 5:11.207	9:32:02.408	<b>8</b>	1:11.468	+ 2.230	9:39:17.990
<b>3</b> -	1:11.801	+ 2.563	9:33:14.209	<b>9</b>	<b>1:09.238</b>		9:40:27.228
<b>4</b> -	1:15.772	+ 6.534	9:34:29.981	<b>10</b>	1:10.456	+ 1.218	9:41:37.684
<b>5</b> -	1:14.176	+ 4.938	9:35:44.157	<b>11</b>	1:09.580	+ 0.342	9:42:47.264
<b>6</b> -	1:11.105	+ 1.867	9:36:55.262				
<b>12</b>	<b>Grahame BULL</b>		Jaguar XK150				
<b>1</b> -	1:01.839	+ 1.089	9:25:13.926	<b>8</b>	1:01.787	+ 1.037	9:38:34.284
<b>2</b> -	7:09.794	+ 6:09.044	9:32:23.720	<b>9</b>	1:01.137	+ 0.387	9:39:35.421
<b>3</b> -	1:02.645	+ 1.895	9:33:26.365	<b>10</b>	1:01.496	+ 0.746	9:40:36.917
<b>4</b> -	1:01.545	+ 0.795	9:34:27.910	<b>11</b>	1:01.578	+ 0.828	9:41:38.495
<b>5</b> -	<b>1:00.750</b>		<b>9:35:28.660</b>	<b>12</b>	1:01.454	+ 0.704	9:42:39.949
<b>6</b> -	1:01.906	+ 1.156	9:36:30.566	<b>13</b>	1:01.840	+ 1.090	9:43:41.789
<b>7</b> -	1:01.931	+ 1.181	9:37:32.497				
<b>13</b>	<b>Nigel VAULKHARD</b>		Ford Mustang				
<b>1</b> -	7:12.517	+ 6:13.218	9:32:22.566	<b>7</b>	59.444	+ 0.145	9:38:48.158
<b>2</b> -	1:01.254	+ 1.955	9:33:23.820	<b>8</b>	<b>59.299</b>		9:39:47.457
<b>3</b> -	1:11.371	+ 12.072	9:34:35.191	<b>9</b>	59.500	+ 0.201	9:40:46.957
<b>4</b> -	1:12.708	+ 13.409	9:35:47.899	<b>10</b>	59.461	+ 0.162	9:41:46.418
<b>5</b> -	1:00.691	+ 1.392	9:36:48.590	<b>11</b>	1:00.121	+ 0.822	9:42:46.539
<b>6</b> -	1:00.124	+ 0.825	9:37:48.714				
<b>19</b>	<b>Richard CROSS</b>		Triumph 2000 Mk1				
<b>1</b> -	1:10.896	+ 3.779	9:25:49.085	<b>7</b>	1:08.300	+ 1.183	9:38:00.328
<b>2</b> -	6:20.964	+ 5:13.847	9:32:10.049	<b>8</b>	1:07.609	+ 0.492	9:39:07.937
<b>3</b> -	1:09.591	+ 2.474	9:33:19.640	<b>9</b>	<b>1:07.117</b>		9:40:15.054
<b>4</b> -	1:13.009	+ 5.892	9:34:32.649	<b>10</b>	1:09.596	+ 2.479	9:41:24.650
<b>5</b> -	1:09.406	+ 2.289	9:35:42.055	<b>11</b>	1:07.736	+ 0.619	9:42:32.386
<b>6</b> -	1:09.973	+ 2.856	9:36:52.028	<b>12</b>	1:07.393	+ 0.276	9:43:39.779
<b>21</b>	<b>Rob NEWALL</b>		Jaguar XK120				
<b>1</b> -	1:01.724	+ 0.189	9:25:11.421	<b>7</b>	1:02.158	+ 0.623	9:37:32.176
<b>2</b> -	7:09.244	+ 6:07.709	9:32:20.665	<b>8</b>	<b>1:01.535</b>		9:38:33.711
<b>3</b> -	1:02.268	+ 0.733	9:33:22.933	<b>9</b>	1:01.668	+ 0.133	9:39:35.379
<b>4</b> -	1:02.980	+ 1.445	9:34:25.913	<b>10</b>	1:08.211	+ 6.676	9:40:43.590
<b>5</b> -	1:02.171	+ 0.636	9:35:28.084	<b>11</b>	1:07.897	+ 6.362	9:41:51.487
<b>6</b> -	1:01.934	+ 0.399	9:36:30.018	<b>12</b>	1:06.856	+ 5.321	9:42:58.343
<b>24</b>	<b>Trevor GROOM</b>		Jaguar XK140				
<b>1</b> -	1:03.279	+ 2.020	9:25:15.265	<b>6</b>	1:01.519	+ 0.260	9:36:45.654
<b>2</b> -	7:08.052	+ 6:06.793	9:32:23.317	<b>7</b>	1:14.473	+ 13.214	9:38:00.127
<b>3</b> -	1:18.223	+ 16.964	9:33:41.540	<b>8</b>	1:01.806	+ 0.547	9:39:01.933
<b>4</b> -	<b>1:01.259</b>		<b>9:34:42.799</b>	<b>9</b>	1:01.818	+ 0.559	9:40:03.751
<b>5</b> -	1:01.336	+ 0.077	9:35:44.135	<b>10</b>	1:01.289	+ 0.030	9:41:05.040
<b>26</b>	<b>Malcolm VEREY</b>		Ford Mustang Notchback				
<b>1</b> -	1:05.729	+ 4.799	9:25:48.804	<b>4</b>	1:02.374	+ 1.444	9:34:07.071
<b>2</b> -	6:12.658	+ 5:11.728	9:32:01.462	<b>5</b>	<b>1:00.930</b>		9:35:08.001
<b>3</b> -	1:03.235	+ 2.305	9:33:04.697	<b>6</b>	1:01.829	+ 0.899	9:36:09.830
<b>32</b>	<b>John CHISHOLM</b>		Jaguar XK120				
<b>1</b> -	7:51.433	+ 6:51.276	9:32:07.431	<b>7</b>	1:00.457	+ 0.300	9:38:15.553
<b>2</b> -	1:01.940	+ 1.783	9:33:09.371	<b>8</b>	1:00.939	+ 0.782	9:39:16.492
<b>3</b> -	1:01.470	+ 1.313	9:34:10.841	<b>9</b>	<b>1:00.157</b>		9:40:16.649
<b>4</b> -	1:00.509	+ 0.352	9:35:11.350	<b>10</b>	1:02.460	+ 2.303	9:41:19.109
<b>5</b> -	1:01.076	+ 0.919	9:36:12.426	<b>11</b>	1:01.021	+ 0.864	9:42:20.130
<b>6</b> -	1:02.670	+ 2.513	9:37:15.096	<b>12</b>	1:01.667	+ 1.510	9:43:21.797

Brands Hatch Indy  
Circuit Length = 1929 metres  
Start: 09:22 End: 09:44

Weather / Track : Sunny / Dry

## By Box Historic Saloons

### QUALIFYING - LAP ANALYSIS

<b>36</b>	<b>Nicholas WILKINS</b>		<b>Jaguar XK120</b>				
1 -	1:06.072	+ 0.047	9:25:26.297	<b>7</b>	1:06.453	+ 0.428	9:38:14.539
2 -	7:08.328	+ 6:02.303	9:32:34.625	<b>8</b>	1:06.353	+ 0.328	9:39:20.892
3 -	1:10.851	+ 4.826	9:33:45.476	<b>9</b>	1:06.249	+ 0.224	9:40:27.141
4 -	1:07.406	+ 1.381	9:34:52.882	<b>10</b>	<b>1:06.025</b>		9:41:33.166
5 -	1:08.506	+ 2.481	9:36:01.388	<b>11</b>	1:06.353	+ 0.328	9:42:39.519
6 -	1:06.698	+ 0.673	9:37:08.086	<b>12</b>	1:07.172	+ 1.147	9:43:46.691
<b>42</b>	<b>Geoff OTLEY</b>		<b>Jaguar XK120</b>				
1 -	1:06.795	+ 3.512	9:25:18.061	<b>7</b>	1:03.771	+ 0.488	9:37:51.084
2 -	7:09.662	+ 6:06.379	9:32:27.723	<b>8</b>	<b>1:03.283</b>		9:38:54.367
3 -	1:05.170	+ 1.887	9:33:32.893	<b>9</b>	1:04.181	+ 0.898	9:39:58.548
4 -	1:04.079	+ 0.796	9:34:36.972	<b>10</b>	1:04.664	+ 1.381	9:41:03.212
5 -	1:04.685	+ 1.402	9:35:41.657	<b>11</b>	1:04.388	+ 1.105	9:42:07.600
6 -	1:05.656	+ 2.373	9:36:47.313	<b>12</b>	1:04.203	+ 0.920	9:43:11.803
<b>49</b>	<b>Peter HORE</b>		<b>Ford Lotus Cortina</b>				
1 -	1:09.774	+ 10.120	9:25:45.747	<b>8</b>	1:00.083	+ 0.429	9:38:01.782
2 -	6:07.917	+ 5:08.263	9:31:53.664	<b>9</b>	1:00.147	+ 0.493	9:39:01.929
3 -	1:01.313	+ 1.659	9:32:54.977	<b>10</b>	1:00.228	+ 0.574	9:40:02.157
4 -	1:00.927	+ 1.273	9:33:55.904	<b>11</b>	1:00.358	+ 0.704	9:41:02.515
5 -	1:00.863	+ 1.209	9:34:56.767	<b>12</b>	59.807	+ 0.153	9:42:02.322
6 -	1:02.824	+ 3.170	9:35:59.591	<b>13</b>	<b>59.654</b>		9:43:01.976
7 -	1:02.108	+ 2.454	9:37:01.699				
<b>52</b>	<b>Peter ERGIS</b>		<b>Ford Lotus Cortina</b>				
1 -	1:08.364	+ 7.954	9:25:53.675	<b>7</b>	1:01.225	+ 0.815	9:37:12.357
2 -	6:07.298	+ 5:06.888	9:32:00.973	<b>8</b>	1:01.006	+ 0.596	9:38:13.363
3 -	1:04.435	+ 4.025	9:33:05.408	<b>9</b>	1:00.723	+ 0.313	9:39:14.086
4 -	1:02.536	+ 2.126	9:34:07.944	<b>10</b>	<b>1:00.410</b>		9:40:14.496
5 -	1:01.195	+ 0.785	9:35:09.139	<b>11</b>	1:30.638	+ 30.228	9:41:45.134
6 -	1:01.993	+ 1.583	9:36:11.132	<b>12</b>	1:06.633	+ 6.223	9:42:51.767
<b>53</b>	<b>Andy YOOL</b>		<b>Ford Anglia 105E</b>				
1 -	1:11.905	+ 9.363	9:33:50.927	<b>5</b>	<b>1:02.542</b>		9:38:07.263
2 -	1:05.749	+ 3.207	9:34:56.676	<b>6</b>	1:03.965	+ 1.423	9:39:11.228
3 -	1:04.827	+ 2.285	9:36:01.503	<b>7</b>	1:03.945	+ 1.403	9:40:15.173
4 -	1:03.218	+ 0.676	9:37:04.721	<b>8</b>	1:04.276	+ 1.734	9:41:19.449
<b>66</b>	<b>Andrew MOORE</b>		<b>Jaguar XK120</b>				
1 -	1:05.267	+ 4.484	9:25:53.806	<b>8</b>	<b>1:00.783</b>		9:38:14.120
2 -	6:10.918	+ 5:10.135	9:32:04.724	<b>9</b>	1:01.164	+ 0.381	9:39:15.284
3 -	1:02.047	+ 1.264	9:33:06.771	<b>10</b>	1:01.148	+ 0.365	9:40:16.432
4 -	1:01.882	+ 1.099	9:34:08.653	<b>11</b>	1:03.165	+ 2.382	9:41:19.597
5 -	1:01.386	+ 0.603	9:35:10.039	<b>12</b>	1:02.005	+ 1.222	9:42:21.602
6 -	1:01.258	+ 0.475	9:36:11.297	<b>13</b>	1:03.014	+ 2.231	9:43:24.616
7 -	1:02.040	+ 1.257	9:37:13.337				
<b>69</b>	<b>Bob BULLEN</b>		<b>Ford Anglia 105E</b>				
1 -	<b>1:00.534</b>		<b>9:25:20.451</b>				
<b>77</b>	<b>Roger EBDON</b>		<b>Morris Mini Cooper S</b>				
1 -	1:01.832	+ 1.388	9:25:34.538	<b>7</b>	1:00.619	+ 0.175	9:36:56.436
2 -	6:17.967	+ 5:17.523	9:31:52.505	<b>8</b>	1:00.506	+ 0.062	9:37:56.942
3 -	1:00.592	+ 0.148	9:32:53.097	<b>9</b>	1:00.956	+ 0.512	9:38:57.898
4 -	1:00.465	+ 0.021	9:33:53.562	<b>10</b>	<b>1:00.444</b>		9:39:58.342
5 -	1:00.668	+ 0.224	9:34:54.230	<b>11</b>	1:00.465	+ 0.021	9:40:58.807
6 -	1:01.587	+ 1.143	9:35:55.817	<b>12</b>	1:00.735	+ 0.291	9:41:59.542
<b>84</b>	<b>Roger PHILLIPS</b>		<b>Austin Mini Cooper</b>				
1 -	1:05.031	+ 4.894	9:25:22.636	<b>8</b>	1:00.661	+ 0.524	9:38:31.803
2 -	7:01.202	+ 6:01.065	9:32:23.838	<b>9</b>	1:00.574	+ 0.437	9:39:32.377
3 -	1:01.673	+ 1.536	9:33:25.511	<b>10</b>	<b>1:00.137</b>		9:40:32.514

Brands Hatch Indy  
Circuit Length = 1929 metres  
Start: 09:22 End: 09:44

Weather / Track : Sunny / Dry




## By Box Historic Saloons

### QUALIFYING - LAP ANALYSIS

4 -	1:01.727	+ 1.590	9:34:27.238	11	1:00.578	+ 0.441	9:41:33.092
5 -	1:01.058	+ 0.921	9:35:28.296	12	1:00.556	+ 0.419	9:42:33.648
6 -	1:01.944	+ 1.807	9:36:30.240	13	1:02.287	+ 2.150	9:43:35.935
7 -	1:00.902	+ 0.765	9:37:31.142				
<b>85</b>	<b>Roger GODFREY</b>			Austin Mini Cooper S			
1 -	1:01.259	+ 1.353	9:25:18.022	8	1:00.916	+ 1.010	9:38:22.629
2 -	7:01.189	+ 6:01.283	9:32:19.211	9	1:00.736	+ 0.830	9:39:23.365
3 -	1:00.716	+ 0.810	9:33:19.927	10	1:00.425	+ 0.519	9:40:23.790
4 -	1:00.476	+ 0.570	9:34:20.403	11	1:00.609	+ 0.703	9:41:24.399
5 -	<b>59.906</b>		<b>9:35:20.309</b>	12	1:01.552	+ 1.646	9:42:25.951
6 -	1:01.036	+ 1.130	9:36:21.345	13	1:02.404	+ 2.498	9:43:28.355
7 -	1:00.368	+ 0.462	9:37:21.713				
<b>87</b>	<b>Simon BENOY</b>			Hillman Imp			
1 -	1:03.894	+ 3.829	9:25:34.346	8	1:01.205	+ 1.140	9:37:58.119
2 -	6:19.257	+ 5:19.192	9:31:53.603	9	1:01.145	+ 1.080	9:38:59.264
3 -	1:00.964	+ 0.899	9:32:54.567	10	1:00.869	+ 0.804	9:40:00.133
4 -	1:01.070	+ 1.005	9:33:55.637	11	1:00.363	+ 0.298	9:41:00.496
5 -	1:00.583	+ 0.518	9:34:56.220	12	1:00.248	+ 0.183	9:42:00.744
6 -	1:00.629	+ 0.564	9:35:56.849	13	1:01.981	+ 1.916	9:43:02.725
7 -	<b>1:00.065</b>		<b>9:36:56.914</b>				
<b>91</b>	<b>Vince FROST</b>			Hillman Imp			
1 -	1:09.709	+ 5.274	9:26:04.626	7	1:05.141	+ 0.706	9:37:54.876
2 -	6:12.922	+ 5:08.487	9:32:17.548	8	1:05.214	+ 0.779	9:39:00.090
3 -	1:09.652	+ 5.217	9:33:27.200	9	1:05.307	+ 0.872	9:40:05.397
4 -	1:06.993	+ 2.558	9:34:34.193	10	<b>1:04.435</b>		9:41:09.832
5 -	1:06.833	+ 2.398	9:35:41.026	11	1:04.978	+ 0.543	9:42:14.810
6 -	1:08.709	+ 4.274	9:36:49.735	12	1:05.551	+ 1.116	9:43:20.361
<b>93</b>	<b>Graham MARTIN</b>			Singer Chamois			
1 -	1:06.121	+ 4.264	9:25:54.132	8	<b>1:01.857</b>		9:38:24.795
2 -	6:14.116	+ 5:12.259	9:32:08.248	9	1:02.416	+ 0.559	9:39:27.211
3 -	1:04.350	+ 2.493	9:33:12.598	10	1:02.903	+ 1.046	9:40:30.114
4 -	1:02.968	+ 1.111	9:34:15.566	11	1:03.381	+ 1.524	9:41:33.495
5 -	1:02.362	+ 0.505	9:35:17.928	12	1:03.264	+ 1.407	9:42:36.759
6 -	1:02.817	+ 0.960	9:36:20.745	13	1:02.695	+ 0.838	9:43:39.454
7 -	1:02.193	+ 0.336	9:37:22.938				
<b>94</b>	<b>Steve PLATTS</b>			Singer Chamois			
1 -	1:09.267	+ 7.290	9:26:05.130	7	1:02.270	+ 0.293	9:37:35.099
2 -	6:12.888	+ 5:10.911	9:32:18.018	8	1:02.206	+ 0.229	9:38:37.305
3 -	1:06.313	+ 4.336	9:33:24.331	9	<b>1:01.977</b>		9:39:39.282
4 -	1:03.838	+ 1.861	9:34:28.169	10	1:02.535	+ 0.558	9:40:41.817
5 -	1:02.393	+ 0.416	9:35:30.562	11	1:02.645	+ 0.668	9:41:44.462
6 -	1:02.267	+ 0.290	9:36:32.829	12	1:02.076	+ 0.099	9:42:46.538
<b>95</b>	<b>Shaun HAZLEWOOD</b>			Hillman Imp			
1 -	1:10.329	+ 4.339	9:25:45.435	7	1:07.759	+ 1.769	9:37:50.892
2 -	6:21.121	+ 5:15.131	9:32:06.556	8	<b>1:05.990</b>		9:38:56.882
3 -	1:08.970	+ 2.980	9:33:15.526	9	1:06.326	+ 0.336	9:40:03.208
4 -	1:12.725	+ 6.735	9:34:28.251	10	1:06.152	+ 0.162	9:41:09.360
5 -	1:07.911	+ 1.921	9:35:36.162	11	1:07.088	+ 1.098	9:42:16.448
6 -	1:06.971	+ 0.981	9:36:43.133				

# By Box Historic Saloons

## RACE 2 - GRID

ROW 12	1:09.238 9 Paul CHASE-GARDENER	1:11.149 6 Toby FOSTER
ROW 11	1:06.025 36 Nicholas WILKINS	1:07.117 19 Richard CROSS
ROW 10	1:04.435 91 Vince FROST	1:05.990 95 Shaun HAZLEWOOD
ROW 9	1:02.542 53 Andy YOOL	1:03.283 42 Geoff OTLEY
ROW 8	1:01.857 93 Graham MARTIN	1:01.977 94 Steve PLATTS
ROW 7	1:01.259 24 Trevor GROOM	1:01.535 21 Rob NEWALL
ROW 6	1:00.783 66 Andrew MOORE	1:00.930 26 Malcolm VEREY
ROW 5	1:00.534 69 Bob BULLEN	1:00.750 12 Grahame BULL
ROW 4	1:00.410 52 Peter ERGIS	1:00.444 77 Roger EBDON
ROW 3	1:00.137 84 Roger PHILLIPS	1:00.157 32 John CHISHOLM
ROW 2	59.906 85 Roger GODFREY	1:00.065 87 Simon BENOY
ROW 1	59.299 13 Nigel VAULKHARD	59.654 49 Peter HORE
<b>Pole</b>		
		

Weather / Track : Sunny / Dry

Brands Hatch Indy  
Circuit Length = 1929 metres

Clerk of Course :

Timekeeper :

# By Box Historic Saloons

## RACE 2 - CLASSIFICATION

POS	NO	CL	NAME	ENTRY	LAPS	TIME	GAP	DIFF	MPH	BEST	ON
1	13	K1	<b>Nigel VAULKHARD</b>	Ford Mustang	20	20:14.700			71.04	59.377	2
2	69	C	<b>Bob BULLEN</b>	Ford Anglia 105E	20	20:16.068	<b>1.368</b>	1.368	70.96	59.373	3
3	49	C	<b>Peter HORE</b>	Ford Lotus Cortina	20	20:26.687	<b>11.987</b>	10.619	70.35	59.624	2
4	84	D	<b>Roger PHILLIPS</b>	Austin Mini Cooper	20	20:29.461	<b>14.761</b>	2.774	70.19	1:00.541	20
5	32	JD	<b>John CHISHOLM</b>	Jaguar XK120	20	20:31.929	<b>17.229</b>	2.468	70.05	1:00.655	19
6	87	E	<b>Simon BENOY</b>	Hillman Imp	20	20:33.350	<b>18.650</b>	1.421	69.97	1:00.474	2
7	66	JD	<b>Andrew MOORE</b>	Jaguar XK120	20	20:42.365	<b>27.665</b>	9.015	69.46	1:00.695	15
8	85	D	<b>Roger GODFREY</b>	Austin Mini Cooper S	20	20:43.176	<b>28.476</b>	0.811	69.41	1:00.522	3
9	26	K1	<b>Malcolm VEREY</b>	Ford Mustang Notchback	20	20:43.795	<b>29.095</b>	0.619	69.38	1:00.542	7
10	12	JC	<b>Grahame BULL</b>	Jaguar XK150	20	20:51.612	<b>36.912</b>	7.817	68.95	1:01.240	5
11	52	C	<b>Peter ERGIS</b>	Ford Lotus Cortina	20	20:58.644	<b>43.944</b>	7.032	68.56	1:00.578	4
12	24	JB	<b>Trevor GROOM</b>	Jaguar XK140	20	21:02.730	<b>48.030</b>	4.086	68.34	1:01.870	10
13	94	E	<b>Steve PLATTS</b>	Singer Chamois	20	21:03.833	<b>49.133</b>	1.103	68.28	1:01.949	18
14	93	E	<b>Graham MARTIN</b>	Singer Chamois	20	21:03.948	<b>49.248</b>	0.115	68.27	1:01.872	18
15	53	C	<b>Andy YOOL</b>	Ford Anglia 105E	20	21:06.981	<b>52.281</b>	3.033	68.11	1:01.517	17
16	42	JB	<b>Geoff OTLEY</b>	Jaguar XK120	19	20:44.425	<b>1 lap</b>	1 lap	65.88	1:03.868	3
17	36	JB	<b>Nicholas WILKINS</b>	Jaguar XK120	19	20:57.938	<b>1 lap</b>	13.513	65.17	1:04.820	3
18	91	E	<b>Vince FROST</b>	Hillman Imp	19	20:58.545	<b>1 lap</b>	0.607	65.14	1:03.728	15
19	95	E	<b>Shaun HAZLEWOOD</b>	Hillman Imp	19	20:58.703	<b>1 lap</b>	0.158	65.13	1:04.621	15
20	19	C	<b>Richard CROSS</b>	Triumph 2000 Mk1	18	20:57.082	<b>2 laps</b>	1 lap	61.78	1:07.740	6
21	9	JA	<b>Paul CHASE-GARDENER</b>	Jaguar XK140	18	21:24.330	<b>2 laps</b>	27.248	60.47	1:08.844	10
22	6	JA	<b>Toby FOSTER</b>	Jaguar XK120	17	20:19.658	<b>3 laps</b>	1 lap	60.14	1:08.989	10

### NOT CLASSIFIED

<i>DNF</i>	21	JC	<b>Rob NEWALL</b>	Jaguar XK120	10	10:35.102	<b>10 laps</b>	7 laps	67.94	1:01.875	2
<i>DNF</i>	77	D	<b>Roger EBDON</b>	Morris Mini Cooper S	1	1:12.707	<b>19 laps</b>	9 laps	59.34	1:06.567	1

### FASTEST LAP

9	JA	<b>Paul CHASE-GARDENER</b>	Jaguar XK140	10	1:08.844	62.67 mph	100.87 kph
12	JC	<b>Grahame BULL</b>	Jaguar XK150	5	1:01.240	70.46 mph	113.39 kph
13	K1	<b>Nigel VAULKHARD</b>	Ford Mustang	2	59.377	72.67 mph	116.95 kph
69	C	<b>Bob BULLEN</b>	Ford Anglia 105E	3	59.373	72.67 mph	116.96 kph
24	JB	<b>Trevor GROOM</b>	Jaguar XK140	10	1:01.870	69.74 mph	112.24 kph
32	JD	<b>John CHISHOLM</b>	Jaguar XK120	19	1:00.655	71.14 mph	114.49 kph
85	D	<b>Roger GODFREY</b>	Austin Mini Cooper S	3	1:00.522	71.29 mph	114.74 kph
87	E	<b>Simon BENOY</b>	Hillman Imp	2	1:00.474	71.35 mph	114.83 kph

Weather / Track : Sunny / Dry

These results are provisional until the conclusion of any judicial and technical matters.

Brands Hatch Indy  
Circuit Length = 1.1986 miles  
Start: 13:51 End: 14:13

Clerk of Course :

Timekeeper :

# By Box Historic Saloons

## RACE 2 - LAP CHART

Lap 1			Lap 2			Lap 3			Lap 4			Lap 5		
No	Behind	Laptime	No	Behind	Laptime	No	Behind	Laptime	No	Behind	Laptime	No	Behind	Laptime
13		1:03.242	13		59.377	13		1:00.034	13		1:00.375	13		59.937
49	0.763	1:04.251	49	1.010	59.624	69	0.919	59.373	69	0.321	59.777	69	1.167	1:00.783
69	1.300	1:03.023	69	1.580	59.657	49	2.835	1:01.859	49	3.827	1:01.367	49	4.618	1:00.728
84	2.104	1:04.362	84	3.634	1:00.907	85	4.235	1:00.522	84	4.711	1:00.622	84	6.293	1:01.519
85	2.514	1:04.544	85	3.747	1:00.610	84	4.464	1:00.864	85	4.842	1:00.982	85	6.798	1:01.893
32	2.918	1:04.907	87	4.683	1:00.474	87	5.173	1:00.524	87	5.679	1:00.881	87	6.854	1:01.112
87	3.586	1:06.571	32	4.725	1:01.184	32	5.874	1:01.183	32	6.195	1:00.696	32	6.970	1:00.712
52	4.006	1:05.264	52	6.042	1:01.413	52	7.196	1:01.188	52	7.399	1:00.578	52	8.268	1:00.806
12	4.260	1:05.639	12	6.404	1:01.521	12	7.901	1:01.531	12	8.816	1:01.290	12	10.119	1:01.240
21	4.870	1:05.432	21	7.368	1:01.875	21	9.465	1:02.131	21	11.437	1:02.347	66	13.723	1:02.200
66	5.133	1:06.166	66	7.496	1:01.740	66	9.525	1:02.063	66	11.460	1:02.310	21	14.642	1:03.142
77	6.158	1:06.567	94	10.642	1:02.965	94	12.966	1:02.358	94	15.321	1:02.730	24	18.042	1:02.601
93	6.839	1:06.807	24	11.204	1:02.885	24	13.076	1:01.906	24	15.378	1:02.677	26	18.369	1:02.238
94	7.054	1:06.975	93	11.414	1:03.952	26	13.928	1:02.440	26	16.068	1:02.515	94	18.845	1:03.461
24	7.696	1:08.070	26	11.522	1:01.627	93	14.075	1:02.695	93	16.622	1:02.922	93	19.732	1:03.047
53	8.815	1:07.784	53	12.359	1:02.921	53	15.824	1:03.499	53	18.246	1:02.797	53	21.175	1:02.866
26	9.272	1:09.278	42	15.326	1:04.748	42	19.160	1:03.868	42	22.943	1:04.158	42	27.047	1:04.041
42	9.955	1:09.229	95	17.352	1:05.482	95	22.134	1:04.816	95	26.842	1:05.083	95	32.079	1:05.174
95	11.247	1:10.014	36	17.884	1:05.829	36	22.670	1:04.820	36	27.500	1:05.205	36	32.527	1:04.964
36	11.432	1:09.790	91	22.742	1:07.137	91	27.741	1:05.033	91	33.430	1:06.064	91	38.810	1:05.317
19	14.750	1:12.304	19	24.083	1:08.710	19	32.609	1:08.560	19	41.259	1:09.025	19	49.577	1:08.255
91	14.982	1:12.657	9	25.203	1:09.032	9	34.558	1:09.389	9	44.325	1:10.142	9	54.400	1:10.012
9	15.548	1:12.640	6	27.847	1:10.244	6	37.440	1:09.627	6	46.163	1:09.098	6	55.397	1:09.171
6	16.980	1:13.847												

# By Box Historic Saloons

## RACE 2 - LAP CHART

Lap 6			Lap 7			Lap 8			Lap 9			Lap 10		
No	Behind	Laptime	No	Behind	Laptime	No	Behind	Laptime	No	Behind	Laptime	No	Behind	Laptime
13		1:00.458	13		1:00.740	13		1:00.152	13		1:00.696	13		59.918
69	1.208	1:00.499	69	0.214	59.746	69	0.642	1:00.580	69	0.124	1:00.178	69	0.616	1:00.410
49	6.424	1:02.264	9	1 LAP	1:11.043	19	1 LAP	1:08.218	49	8.560	1:01.050	49	9.792	1:01.150
84	6.569	1:00.734	6	1 LAP	1:11.283	49	8.206	1:01.841	84	9.653	1:01.492	84	10.947	1:01.212
87	7.375	1:00.979	49	6.517	1:00.833	84	8.857	1:01.464	32	10.054	1:01.726	32	11.190	1:01.054
32	7.803	1:01.291	84	7.545	1:01.716	32	9.024	1:01.053	87	11.744	1:02.988	87	12.716	1:00.890
85	8.104	1:01.764	87	7.881	1:01.246	87	9.452	1:01.723	85	12.700	1:01.938	85	14.310	1:01.528
52	8.881	1:01.071	32	8.123	1:01.060	85	11.458	1:01.742	19	1 LAP	1:09.857	12	18.250	1:02.007
12	11.749	1:02.088	85	9.868	1:02.504	12	15.279	1:02.455	12	16.161	1:01.578	66	20.055	1:02.541
66	14.582	1:01.317	12	12.976	1:01.967	9	1 LAP	1:12.856	66	17.432	1:00.774	26	22.546	1:01.367
21	16.879	1:02.695	66	15.842	1:02.000	66	17.354	1:01.664	26	21.097	1:00.975	19	1 LAP	1:09.604
24	19.920	1:02.336	21	18.674	1:02.535	6	1 LAP	1:14.895	21	23.974	1:03.447	21	26.866	1:02.810
26	19.945	1:02.034	26	19.747	1:00.542	26	20.818	1:01.223	24	26.138	1:02.851	24	28.090	1:01.870
94	21.994	1:03.607	24	21.899	1:02.719	21	21.223	1:02.701	93	28.163	1:02.570	93	30.401	1:02.156
93	22.398	1:03.124	94	23.783	1:02.529	24	23.983	1:02.236	94	29.212	1:03.796	94	31.340	1:02.046
53	23.684	1:02.967	93	23.990	1:02.332	94	26.112	1:02.481	9	1 LAP	1:13.506	52	33.785	1:01.777
42	30.855	1:04.266	53	25.778	1:02.834	93	26.289	1:02.451	53	30.768	1:03.449	53	33.816	1:02.966
95	37.267	1:05.646	52	30.198	1:22.057	53	28.015	1:02.389	52	31.926	1:01.119	9	1 LAP	1:11.326
36	37.511	1:05.442	42	34.910	1:04.795	52	31.503	1:01.457	6	1 LAP	1:13.157	6	1 LAP	1:10.132
91	43.690	1:05.338	36	41.972	1:05.201	42	39.506	1:04.748	42	43.423	1:04.613	42	48.428	1:04.923
19	56.859	1:07.740	95	43.128	1:06.601	36	46.953	1:05.133	36	51.650	1:05.393	36	56.844	1:05.112
			91	48.081	1:05.131	95	48.298	1:05.322	95	52.672	1:05.070	95	58.215	1:05.461
						91	52.659	1:04.730	91	56.287	1:04.324			

Brands Hatch Indy  
 Circuit Length = 1.1986 miles  
 Start: 13:51 End: 14:13

# By Box Historic Saloons

## RACE 2 - LAP CHART

Lap 11			Lap 12			Lap 13			Lap 14			Lap 15		
No	Behind	Laptime	No	Behind	Laptime	No	Behind	Laptime	No	Behind	Laptime	No	Behind	Laptime
13		1:00.638	13		1:00.782	13		1:00.193	13		1:01.001	13		1:01.143
91	1 LAP	1:04.839	69	0.174	1:00.331	69	0.724	1:00.743	42	1 LAP	1:05.532	69	0.635	1:00.694
69	0.625	1:00.647	36	1 LAP	1:05.483	6	2 LAPS	1:10.711	69	1.084	1:01.361	42	1 LAP	1:04.999
49	10.605	1:01.451	95	1 LAP	1:06.025	36	1 LAP	1:05.627	9	2 LAPS	1:10.483	49	9.912	1:00.483
32	11.679	1:01.127	91	1 LAP	1:04.670	95	1 LAP	1:05.014	6	2 LAPS	1:10.011	84	13.556	1:01.314
84	11.705	1:01.396	49	10.313	1:00.490	91	1 LAP	1:03.822	49	10.572	1:00.850	32	15.226	1:02.935
87	13.058	1:00.980	32	12.087	1:01.190	49	10.723	1:00.603	36	1 LAP	1:05.477	36	1 LAP	1:07.146
85	14.560	1:00.888	84	12.205	1:01.282	84	13.376	1:01.364	95	1 LAP	1:06.439	87	16.856	1:03.164
12	19.419	1:01.807	87	13.551	1:01.275	32	13.477	1:01.583	91	1 LAP	1:06.137	85	19.015	1:02.132
66	20.159	1:00.742	85	15.289	1:01.511	87	14.624	1:01.266	84	13.385	1:01.010	91	1 LAP	1:07.250
26	22.983	1:01.075	66	20.838	1:01.461	85	17.049	1:01.953	32	13.434	1:00.958	95	1 LAP	1:07.834
24	29.747	1:02.295	12	21.286	1:02.649	66	22.470	1:01.825	87	14.835	1:01.212	9	2 LAPS	1:12.950
19	1 LAP	1:08.070	26	23.079	1:00.878	12	22.789	1:01.696	85	18.026	1:01.978	66	21.955	1:00.695
93	32.093	1:02.330	24	30.911	1:01.946	26	23.750	1:00.864	66	22.403	1:00.934	6	2 LAPS	1:14.713
94	33.554	1:02.852	93	33.955	1:02.644	24	32.803	1:02.085	26	24.047	1:01.298	26	23.627	1:00.723
52	35.052	1:01.905	94	34.731	1:01.959	93	36.152	1:02.390	12	24.843	1:03.055	12	25.875	1:02.175
53	36.428	1:03.250	52	35.662	1:01.392	52	36.399	1:00.930	24	34.301	1:02.499	24	35.955	1:02.797
9	1 LAP	1:08.844	53	38.157	1:02.511	94	36.592	1:02.054	52	37.531	1:02.133	52	37.436	1:01.048
6	1 LAP	1:08.989	19	1 LAP	1:08.909	53	40.553	1:02.589	93	38.540	1:03.389	93	39.786	1:02.389
42	52.156	1:04.366	42	56.226	1:04.852	19	1 LAP	1:10.683	94	39.253	1:03.662	94	40.204	1:02.094
			9	1 LAP	1:10.216				53	41.956	1:02.404	53	43.468	1:02.655
									19	1 LAP	1:09.009			

# By Box Historic Saloons

## RACE 2 - LAP CHART

Lap 16			Lap 17			Lap 18			Lap 19			Lap 20		
No	Behind	Laptime	No	Behind	Laptime	No	Behind	Laptime	No	Behind	Laptime	No	Behind	Laptime
13		1:00.112	13		1:00.441	13		1:00.646	13		1:00.813	13		1:00.695
69	0.662	1:00.139	69	0.918	1:00.697	69	0.599	1:00.327	69	0.939	1:01.153	69	1.368	1:01.124
19	2 LAPS	1:09.802	49	11.091	1:01.045	49	11.457	1:01.012	49	11.490	1:00.846	6	3 LAPS	1:11.684
42	1 LAP	1:04.866	19	2 LAPS	1:09.005	84	14.886	1:00.790	84	14.915	1:00.842	49	11.987	1:01.192
49	10.487	1:00.687	84	14.742	1:00.851	32	17.055	1:00.805	32	16.897	1:00.655	84	14.761	1:00.541
84	14.332	1:00.888	42	1 LAP	1:06.181	87	18.668	1:01.002	87	18.700	1:00.845	32	17.229	1:01.027
32	16.254	1:01.140	32	16.896	1:01.083	42	1 LAP	1:05.885	42	1 LAP	1:04.674	87	18.650	1:00.645
87	17.882	1:01.138	87	18.312	1:00.871	85	23.793	1:01.682	85	25.625	1:02.645	66	27.665	1:01.300
85	21.127	1:02.224	85	22.757	1:02.071	19	2 LAPS	1:11.102	66	27.060	1:00.848	85	28.476	1:03.546
36	1 LAP	1:05.354	66	25.079	1:02.047	66	27.025	1:02.592	26	28.786	1:01.645	26	29.095	1:01.004
91	1 LAP	1:03.728	26	27.583	1:02.677	26	27.954	1:01.017	19	2 LAPS	1:09.287	42	1 LAP	1:06.406
66	23.473	1:01.630	36	1 LAP	1:06.036	36	1 LAP	1:06.217	12	35.107	1:02.560	12	36.912	1:02.500
95	1 LAP	1:04.621	91	1 LAP	1:05.510	12	33.360	1:03.347	36	1 LAP	1:06.273	19	2 LAPS	1:09.947
26	25.347	1:01.832	95	1 LAP	1:04.896	91	1 LAP	1:06.282	91	1 LAP	1:06.029	36	1 LAP	1:05.245
12	28.451	1:02.688	12	30.659	1:02.649	95	1 LAP	1:06.311	95	1 LAP	1:05.903	91	1 LAP	1:05.673
9	2 LAPS	1:11.720	52	39.751	1:01.563	52	41.544	1:02.439	52	42.206	1:01.475	52	43.944	1:02.433
6	2 LAPS	1:10.684	9	2 LAPS	1:09.127	24	44.777	1:02.533	24	46.285	1:02.321	95	1 LAP	1:05.209
52	38.629	1:01.305	24	42.890	1:03.989	94	45.574	1:01.949	94	47.267	1:02.506	24	48.030	1:02.440
24	39.342	1:03.499	94	44.271	1:02.534	93	45.825	1:01.872	93	47.391	1:02.379	94	49.133	1:02.561
93	42.044	1:02.370	93	44.599	1:02.996	53	49.283	1:02.928	53	50.475	1:02.005	93	49.248	1:02.552
94	42.178	1:02.086	6	2 LAPS	1:11.182	9	2 LAPS	1:11.778	9	2 LAPS	1:10.091	53	52.281	1:02.501
53	45.925	1:02.569	53	47.001	1:01.517	6	2 LAPS	1:10.548				9	2 LAPS	1:09.718

**CLASSIC FF2000 supported by Dupaul Engineering**  
**QUALIFYING - CLASSIFICATION**

POS	NO	CL	NAME	ENTRY	TIME	ON	LAPS	GAP	DIFF	KPH
1	35		Colin WRIGHT	Reynard SF79	50.773	12	17			136.77
2	47		Nicholas PEARCE	Delta T78/79	50.876	14	17	0.103	0.103	136.49
3	65		Peter DENHAM	Reynard SF78	51.089	15	16	0.316	0.213	135.92
4	45		Trevor ARKELL	Reynard SF81	51.174	14	17	0.401	0.085	135.70
5	44		Steve GARDINER	Reynard SF80	51.467	9	14	0.694	0.293	134.92
6	40		Richard KEYWORTH	Van Dieman RF78	51.571	13	16	0.798	0.104	134.65
7	54		Peter RICHARDS	Delta T79	51.578	15	16	0.805	0.007	134.63
8	53		Roger PRICE	Delta T79	51.721	12	16	0.948	0.143	134.26
9	27		Eric HOULT	Lola T580	51.839	15	16	1.066	0.118	133.96
10	14		Iain ROWLEY	Royale RP27	51.842	13	13	1.069	0.003	133.95
11	9		Adam ORMANDY	Reynard SF78	52.354	13	16	1.581	0.512	132.64
12	51		John TAYLOR	Delta T79	52.612	13	16	1.839	0.258	131.99
13	7		Alan MORGAN	Delta T78	52.836	14	16	2.063	0.224	131.43
14	11		Paul DUKES	Reynard SF79	52.985	10	15	2.212	0.149	131.06
15	98		Bob HOUGHTON	Lola T580	53.291	13	15	2.518	0.306	130.31
16	2		Lou WATTS	Reynard SF78	53.691	14	15	2.918	0.400	129.34
17	64		Janet SHERRY	Royale RP27	54.020	14	15	3.247	0.329	128.55
18	24		Alan GAPE	Royale RP27	54.647	5	8	3.874	0.627	127.07
19	74		Seamus DOYLE	Lola T580	55.104	13	15	4.331	0.457	126.02

Weather / Track : Sunny / Dry

These results are provisional until the conclusion of any judicial and technical matters.

Brands Hatch Indy  
 Circuit Length = 1929 metres  
 Start: 09:48 End: 10:04

Clerk of Course :		Timekeeper :
-------------------	--	--------------



**CLASSIC FF2000 supported by Dupaul Engineering**  
**QUALIFYING - LAP ANALYSIS**

<b>2</b>	<b>Lou WATTS</b>		<b>Reynard SF78</b>				
1 -	57.054	+ 3.363	9:51:11.269	<b>9</b>	54.971	+ 1.280	9:58:36.477
2 -	57.033	+ 3.342	9:52:08.302	<b>10</b>	55.333	+ 1.642	9:59:31.810
3 -	56.826	+ 3.135	9:53:05.128	<b>11</b>	54.012	+ 0.321	10:00:25.822
4 -	55.952	+ 2.261	9:54:01.080	<b>12</b>	54.448	+ 0.757	10:01:20.270
5 -	55.155	+ 1.464	9:54:56.235	<b>13</b>	55.144	+ 1.453	10:02:15.414
6 -	55.538	+ 1.847	9:55:51.773	<b>14</b>	<b>53.691</b>		10:03:09.105
7 -	54.847	+ 1.156	9:56:46.620	<b>15</b>	53.913	+ 0.222	10:04:03.018
8 -	54.886	+ 1.195	9:57:41.506				
<b>7</b>	<b>Alan MORGAN</b>		<b>Delta T78</b>				
1 -	56.812	+ 3.976	9:51:00.486	<b>9</b>	53.951	+ 1.115	9:58:26.343
2 -	56.379	+ 3.543	9:51:56.865	<b>10</b>	54.156	+ 1.320	9:59:20.499
3 -	55.510	+ 2.674	9:52:52.375	<b>11</b>	53.435	+ 0.599	10:00:13.934
4 -	59.016	+ 6.180	9:53:51.391	<b>12</b>	53.560	+ 0.724	10:01:07.494
5 -	54.694	+ 1.858	9:54:46.085	<b>13</b>	53.068	+ 0.232	10:02:00.562
6 -	54.909	+ 2.073	9:55:40.994	<b>14</b>	<b>52.836</b>		10:02:53.398
7 -	55.127	+ 2.291	9:56:36.121	<b>15</b>	54.309	+ 1.473	10:03:47.707
8 -	56.271	+ 3.435	9:57:32.392	<b>16</b>	53.299	+ 0.463	10:04:41.006
<b>9</b>	<b>Adam ORMANDY</b>		<b>Reynard SF78</b>				
1 -	56.399	+ 4.045	9:50:52.139	<b>9</b>	54.609	+ 2.255	9:58:05.257
2 -	55.204	+ 2.850	9:51:47.343	<b>10</b>	52.713	+ 0.359	9:58:57.970
3 -	56.178	+ 3.824	9:52:43.521	<b>11</b>	52.858	+ 0.504	9:59:50.828
4 -	53.469	+ 1.115	9:53:36.990	<b>12</b>	52.757	+ 0.403	10:00:43.585
5 -	52.813	+ 0.459	9:54:29.803	<b>13</b>	<b>52.354</b>		10:01:35.939
6 -	53.113	+ 0.759	9:55:22.916	<b>14</b>	52.624	+ 0.270	10:02:28.563
7 -	54.284	+ 1.930	9:56:17.200	<b>15</b>	52.355	+ 0.001	10:03:20.918
8 -	53.448	+ 1.094	9:57:10.648	<b>16</b>	52.532	+ 0.178	10:04:13.450
<b>11</b>	<b>Paul DUKES</b>		<b>Reynard SF79</b>				
1 -	58.422	+ 5.437	9:51:12.972	<b>9</b>	54.398	+ 1.413	9:58:43.273
2 -	56.093	+ 3.108	9:52:09.065	<b>10</b>	<b>52.985</b>		9:59:36.258
3 -	1:08.522	+ 15.537	9:53:17.587	<b>11</b>	53.180	+ 0.195	10:00:29.438
4 -	54.191	+ 1.206	9:54:11.778	<b>12</b>	54.836	+ 1.851	10:01:24.274
5 -	54.508	+ 1.523	9:55:06.286	<b>13</b>	53.680	+ 0.695	10:02:17.954
6 -	54.746	+ 1.761	9:56:01.032	<b>14</b>	53.476	+ 0.491	10:03:11.430
7 -	53.933	+ 0.948	9:56:54.965	<b>15</b>	53.220	+ 0.235	10:04:04.650
8 -	53.910	+ 0.925	9:57:48.875				
<b>14</b>	<b>Iain ROWLEY</b>		<b>Royale RP27</b>				
1 -	55.719	+ 3.877	9:50:58.332	<b>8</b>	3:56.306	+ 3:04.464	10:00:12.107
2 -	53.102	+ 1.260	9:51:51.434	<b>9</b>	52.437	+ 0.595	10:01:04.544
3 -	52.775	+ 0.933	9:52:44.209	<b>10</b>	52.286	+ 0.444	10:01:56.830
4 -	53.592	+ 1.750	9:53:37.801	<b>11</b>	52.069	+ 0.227	10:02:48.899
5 -	52.637	+ 0.795	9:54:30.438	<b>12</b>	52.097	+ 0.255	10:03:40.996
6 -	52.828	+ 0.986	9:55:23.266	<b>13</b>	<b>51.842</b>		10:04:32.838
7 -	52.535	+ 0.693	9:56:15.801				
<b>24</b>	<b>Alan GAPE</b>		<b>Royale RP27</b>				
1 -	58.988	+ 4.341	9:51:15.820	<b>5</b>	<b>54.647</b>		9:54:59.166
2 -	57.230	+ 2.583	9:52:13.050	<b>6</b>	56.409	+ 1.762	9:55:55.575
3 -	55.410	+ 0.763	9:53:08.460	<b>7</b>	55.939	+ 1.292	9:56:51.514
4 -	56.059	+ 1.412	9:54:04.519	<b>8</b>	58.429	+ 3.782	9:57:49.943
<b>27</b>	<b>Eric HOULT</b>		<b>Lola T580</b>				
1 -	57.826	+ 5.987	9:50:59.049	<b>9</b>	52.816	+ 0.977	9:58:04.107
2 -	54.981	+ 3.142	9:51:54.030	<b>10</b>	52.707	+ 0.868	9:58:56.814
3 -	54.892	+ 3.053	9:52:48.922	<b>11</b>	51.947	+ 0.108	9:59:48.761
4 -	52.865	+ 1.026	9:53:41.787	<b>12</b>	52.182	+ 0.343	10:00:40.943
5 -	52.500	+ 0.661	9:54:34.287	<b>13</b>	52.416	+ 0.577	10:01:33.359
6 -	52.525	+ 0.686	9:55:26.812	<b>14</b>	52.440	+ 0.601	10:02:25.799
7 -	51.919	+ 0.080	9:56:18.731	<b>15</b>	<b>51.839</b>		10:03:17.638

Brands Hatch Indy  
Circuit Length = 1929 metres  
Start: 09:48 End: 10:04

Weather / Track : Sunny / Dry

**CLASSIC FF2000 supported by Dupaul Engineering**  
**QUALIFYING - LAP ANALYSIS**

<b>8</b>	-	52.560	+ 0.721	9:57:11.291	<b>16</b>	52.019	+ 0.180	10:04:09.657
<b>35</b>	<b>Colin WRIGHT</b>		<b>Reynard SF79</b>					
<b>1</b>	-	53.374	+ 2.601	9:50:44.916	<b>10</b>	51.882	+ 1.109	9:58:36.293
<b>2</b>	-	52.247	+ 1.474	9:51:37.163	<b>11</b>	51.213	+ 0.440	9:59:27.506
<b>3</b>	-	52.366	+ 1.593	9:52:29.529	<b>12</b>	<b>50.773</b>		10:00:18.279
<b>4</b>	-	51.483	+ 0.710	9:53:21.012	<b>13</b>	52.942	+ 2.169	10:01:11.221
<b>5</b>	-	51.238	+ 0.465	9:54:12.250	<b>14</b>	51.592	+ 0.819	10:02:02.813
<b>6</b>	-	52.639	+ 1.866	9:55:04.889	<b>15</b>	51.230	+ 0.457	10:02:54.043
<b>7</b>	-	54.585	+ 3.812	9:55:59.474	<b>16</b>	51.956	+ 1.183	10:03:45.999
<b>8</b>	-	52.274	+ 1.501	9:56:51.748	<b>17</b>	51.549	+ 0.776	10:04:37.548
<b>9</b>	-	52.663	+ 1.890	9:57:44.411				
<b>40</b>	<b>Richard KEYWORTH</b>		<b>Van Dieman RF78</b>					
<b>1</b>	-	55.351	+ 3.780	9:50:59.142	<b>9</b>	52.423	+ 0.852	9:58:03.259
<b>2</b>	-	54.946	+ 3.375	9:51:54.088	<b>10</b>	52.003	+ 0.432	9:58:55.262
<b>3</b>	-	53.688	+ 2.117	9:52:47.776	<b>11</b>	52.060	+ 0.489	9:59:47.322
<b>4</b>	-	52.644	+ 1.073	9:53:40.420	<b>12</b>	51.844	+ 0.273	10:00:39.166
<b>5</b>	-	52.624	+ 1.053	9:54:33.044	<b>13</b>	<b>51.571</b>		10:01:30.737
<b>6</b>	-	52.394	+ 0.823	9:55:25.438	<b>14</b>	51.630	+ 0.059	10:02:22.367
<b>7</b>	-	52.273	+ 0.702	9:56:17.711	<b>15</b>	51.661	+ 0.090	10:03:14.028
<b>8</b>	-	53.125	+ 1.554	9:57:10.836	<b>16</b>	52.424	+ 0.853	10:04:06.452
<b>44</b>	<b>Steve GARDINER</b>		<b>Reynard SF80</b>					
<b>1</b>	-	54.937	+ 3.470	9:50:54.337	<b>8</b>	51.962	+ 0.495	9:57:03.821
<b>2</b>	-	54.832	+ 3.365	9:51:49.169	<b>9</b>	<b>51.467</b>		9:57:55.288
<b>3</b>	-	53.673	+ 2.206	9:52:42.842	<b>10</b>	52.329	+ 0.862	9:58:47.617
<b>4</b>	-	52.455	+ 0.988	9:53:35.297	<b>11</b>	52.730	+ 1.263	9:59:40.347
<b>5</b>	-	52.470	+ 1.003	9:54:27.767	<b>12</b>	51.803	+ 0.336	10:00:32.150
<b>6</b>	-	52.101	+ 0.634	9:55:19.868	<b>13</b>	51.751	+ 0.284	10:01:23.901
<b>7</b>	-	51.991	+ 0.524	9:56:11.859	<b>14</b>	51.780	+ 0.313	10:02:15.681
<b>45</b>	<b>Trevor ARKELL</b>		<b>Reynard SF81</b>					
<b>1</b>	-	54.373	+ 3.199	9:50:55.428	<b>10</b>	52.060	+ 0.886	9:58:42.453
<b>2</b>	-	52.680	+ 1.506	9:51:48.108	<b>11</b>	51.441	+ 0.267	9:59:33.894
<b>3</b>	-	53.149	+ 1.975	9:52:41.257	<b>12</b>	51.438	+ 0.264	10:00:25.332
<b>4</b>	-	51.638	+ 0.464	9:53:32.895	<b>13</b>	51.317	+ 0.143	10:01:16.649
<b>5</b>	-	51.369	+ 0.195	9:54:24.264	<b>14</b>	<b>51.174</b>		10:02:07.823
<b>6</b>	-	51.687	+ 0.513	9:55:15.951	<b>15</b>	51.431	+ 0.257	10:02:59.254
<b>7</b>	-	51.636	+ 0.462	9:56:07.587	<b>16</b>	51.229	+ 0.055	10:03:50.483
<b>8</b>	-	51.236	+ 0.062	9:56:58.823	<b>17</b>	51.177	+ 0.003	10:04:41.660
<b>9</b>	-	51.570	+ 0.396	9:57:50.393				
<b>47</b>	<b>Nicholas PEARCE</b>		<b>Delta T78/79</b>					
<b>1</b>	-	52.815	+ 1.939	9:50:41.655	<b>10</b>	51.520	+ 0.644	9:58:25.791
<b>2</b>	-	52.052	+ 1.176	9:51:33.707	<b>11</b>	51.198	+ 0.322	9:59:16.989
<b>3</b>	-	51.520	+ 0.644	9:52:25.227	<b>12</b>	51.650	+ 0.774	10:00:08.639
<b>4</b>	-	51.401	+ 0.525	9:53:16.628	<b>13</b>	53.622	+ 2.746	10:01:02.261
<b>5</b>	-	51.327	+ 0.451	9:54:07.955	<b>14</b>	<b>50.876</b>		10:01:53.137
<b>6</b>	-	51.695	+ 0.819	9:54:59.650	<b>15</b>	51.179	+ 0.303	10:02:44.316
<b>7</b>	-	51.793	+ 0.917	9:55:51.443	<b>16</b>	50.946	+ 0.070	10:03:35.262
<b>8</b>	-	51.006	+ 0.130	9:56:42.449	<b>17</b>	51.107	+ 0.231	10:04:26.369
<b>9</b>	-	51.822	+ 0.946	9:57:34.271				
<b>51</b>	<b>John TAYLOR</b>		<b>Delta T79</b>					
<b>1</b>	-	56.645	+ 4.033	9:51:11.924	<b>9</b>	52.937	+ 0.325	9:58:28.365
<b>2</b>	-	56.804	+ 4.192	9:52:08.728	<b>10</b>	53.153	+ 0.541	9:59:21.518
<b>3</b>	-	55.365	+ 2.753	9:53:04.093	<b>11</b>	54.296	+ 1.684	10:00:15.814
<b>4</b>	-	54.948	+ 2.336	9:53:59.041	<b>12</b>	53.163	+ 0.551	10:01:08.977
<b>5</b>	-	53.925	+ 1.313	9:54:52.966	<b>13</b>	<b>52.612</b>		10:02:01.589
<b>6</b>	-	53.891	+ 1.279	9:55:46.857	<b>14</b>	53.769	+ 1.157	10:02:55.358
<b>7</b>	-	54.108	+ 1.496	9:56:40.965	<b>15</b>	52.804	+ 0.192	10:03:48.162
<b>8</b>	-	54.463	+ 1.851	9:57:35.428	<b>16</b>	53.670	+ 1.058	10:04:41.832

Brands Hatch Indy  
Circuit Length = 1929 metres  
Start: 09:48 End: 10:04

Weather / Track : Sunny / Dry

**CLASSIC FF2000 supported by Dupaul Engineering**  
**QUALIFYING - LAP ANALYSIS**

<b>53</b>	<b>Roger PRICE</b>		<b>Delta T79</b>				
1 -	55.528	+ 3.807	9:50:52.927	<b>9</b>	52.071	+ 0.350	9:57:53.207
2 -	54.183	+ 2.462	9:51:47.110	<b>10</b>	53.288	+ 1.567	9:58:46.495
3 -	52.641	+ 0.920	9:52:39.751	<b>11</b>	51.937	+ 0.216	9:59:38.432
4 -	52.211	+ 0.490	9:53:31.962	<b>12</b>	<b>51.721</b>		10:00:30.153
5 -	52.212	+ 0.491	9:54:24.174	<b>13</b>	51.832	+ 0.111	10:01:21.985
6 -	52.875	+ 1.154	9:55:17.049	<b>14</b>	52.991	+ 1.270	10:02:14.976
7 -	52.024	+ 0.303	9:56:09.073	<b>15</b>	51.846	+ 0.125	10:03:06.822
8 -	52.063	+ 0.342	9:57:01.136	<b>16</b>	52.746	+ 1.025	10:03:59.568
<b>54</b>	<b>Peter RICHARDS</b>		<b>Delta T79</b>				
1 -	55.557	+ 3.979	9:51:07.414	<b>9</b>	51.929	+ 0.351	9:58:12.969
2 -	54.495	+ 2.917	9:52:01.909	<b>10</b>	51.888	+ 0.310	9:59:04.857
3 -	54.124	+ 2.546	9:52:56.033	<b>11</b>	52.403	+ 0.825	9:59:57.260
4 -	54.507	+ 2.929	9:53:50.540	<b>12</b>	52.678	+ 1.100	10:00:49.938
5 -	53.943	+ 2.365	9:54:44.483	<b>13</b>	51.800	+ 0.222	10:01:41.738
6 -	52.358	+ 0.780	9:55:36.841	<b>14</b>	51.956	+ 0.378	10:02:33.694
7 -	52.196	+ 0.618	9:56:29.037	<b>15</b>	<b>51.578</b>		10:03:25.272
8 -	52.003	+ 0.425	9:57:21.040	<b>16</b>	53.229	+ 1.651	10:04:18.501
<b>64</b>	<b>Janet SHERRY</b>		<b>Royale RP27</b>				
1 -	59.411	+ 5.391	9:50:58.768	<b>9</b>	55.123	+ 1.103	9:58:25.620
2 -	57.621	+ 3.601	9:51:56.389	<b>10</b>	55.397	+ 1.377	9:59:21.017
3 -	55.619	+ 1.599	9:52:52.008	<b>11</b>	54.971	+ 0.951	10:00:15.988
4 -	56.474	+ 2.454	9:53:48.482	<b>12</b>	54.647	+ 0.627	10:01:10.635
5 -	56.808	+ 2.788	9:54:45.290	<b>13</b>	54.541	+ 0.521	10:02:05.176
6 -	54.885	+ 0.865	9:55:40.175	<b>14</b>	<b>54.020</b>		10:02:59.196
7 -	55.141	+ 1.121	9:56:35.316	<b>15</b>	54.632	+ 0.612	10:03:53.828
8 -	55.181	+ 1.161	9:57:30.497				
<b>65</b>	<b>Peter DENHAM</b>		<b>Reynard SF78</b>				
1 -	55.806	+ 4.717	9:51:19.647	<b>9</b>	51.241	+ 0.152	9:58:17.463
2 -	54.087	+ 2.998	9:52:13.734	<b>10</b>	51.209	+ 0.120	9:59:08.672
3 -	51.898	+ 0.809	9:53:05.632	<b>11</b>	51.331	+ 0.242	10:00:00.003
4 -	52.281	+ 1.192	9:53:57.913	<b>12</b>	51.571	+ 0.482	10:00:51.574
5 -	52.180	+ 1.091	9:54:50.093	<b>13</b>	51.186	+ 0.097	10:01:42.760
6 -	51.630	+ 0.541	9:55:41.723	<b>14</b>	51.638	+ 0.549	10:02:34.398
7 -	52.686	+ 1.597	9:56:34.409	<b>15</b>	<b>51.089</b>		10:03:25.487
8 -	51.813	+ 0.724	9:57:26.222	<b>16</b>	53.083	+ 1.994	10:04:18.570
<b>74</b>	<b>Seamus DOYLE</b>		<b>Lola T580</b>				
1 -	58.508	+ 3.404	9:51:16.497	<b>9</b>	55.505	+ 0.401	9:58:47.308
2 -	57.333	+ 2.229	9:52:13.830	<b>10</b>	55.396	+ 0.292	9:59:42.704
3 -	57.629	+ 2.525	9:53:11.459	<b>11</b>	55.153	+ 0.049	10:00:37.857
4 -	55.802	+ 0.698	9:54:07.261	<b>12</b>	55.485	+ 0.381	10:01:33.342
5 -	56.017	+ 0.913	9:55:03.278	<b>13</b>	<b>55.104</b>		10:02:28.446
6 -	57.535	+ 2.431	9:56:00.813	<b>14</b>	55.260	+ 0.156	10:03:23.706
7 -	55.462	+ 0.358	9:56:56.275	<b>15</b>	56.035	+ 0.931	10:04:19.741
8 -	55.528	+ 0.424	9:57:51.803				
<b>98</b>	<b>Bob HOUGHTON</b>		<b>Lola T580</b>				
1 -	57.119	+ 3.828	9:51:09.506	<b>9</b>	53.983	+ 0.692	9:58:30.234
2 -	55.950	+ 2.659	9:52:05.456	<b>10</b>	53.722	+ 0.431	9:59:23.956
3 -	55.623	+ 2.332	9:53:01.079	<b>11</b>	54.017	+ 0.726	10:00:17.973
4 -	55.424	+ 2.133	9:53:56.503	<b>12</b>	55.344	+ 2.053	10:01:13.317
5 -	55.291	+ 2.000	9:54:51.794	<b>13</b>	<b>53.291</b>		10:02:06.608
6 -	54.594	+ 1.303	9:55:46.388	<b>14</b>	54.381	+ 1.090	10:03:00.989
7 -	54.216	+ 0.925	9:56:40.604	<b>15</b>	53.349	+ 0.058	10:03:54.338
8 -	55.647	+ 2.356	9:57:36.251				

Brands Hatch Indy  
Circuit Length = 1929 metres  
Start: 09:48 End: 10:04

Weather / Track : Sunny / Dry

# CLASSIC FF2000 supported by Dupaul Engineering

## RACE 3 - GRID

ROW 10	55.104 74 Seamus DOYLE	54.647 24 Alan GAPE
ROW 9	54.020 64 Janet SHERRY	53.691 2 Lou WATTS
ROW 8	53.291 98 Bob HOUGHTON	52.985 11 Paul DUKES
ROW 7	52.836 7 Alan MORGAN	52.612 51 John TAYLOR
ROW 6	52.354 9 Adam ORMANDY	51.842 14 Iain ROWLEY
ROW 5	51.839 27 Eric HOULT	51.721 53 Roger PRICE
ROW 4	51.578 54 Peter RICHARDS	51.571 40 Richard KEYWORD
ROW 3	51.467 44 Steve GARDINER	51.174 45 Trevor ARKELL
ROW 2	51.089 65 Peter DENHAM	50.876 47 Nicholas PEARCE
ROW 1	50.773 35 Colin WRIGHT	
<b>Pole</b>		
		

Weather / Track : Sunny / Dry

Brands Hatch Indy  
Circuit Length = 1929 metres

Clerk of Course :		Timekeeper :
-------------------	--	--------------

**CLASSIC FF2000 supported by Dupaul Engineering**  
**RACE 3 - CLASSIFICATION**

POS	NO	CL	NAME	ENTRY	LAPS	TIME	GAP	DIFF	MPH	BEST	ON
1	47		Nicholas PEARCE	Delta T78/79	24	20:46.692			83.06	51.163	14
2	65		Peter DENHAM	Reynard SF78	24	20:48.158	1.466	1.466	82.97	51.246	20
3	35		Colin WRIGHT	Reynard SF79	24	20:48.797	2.105	0.639	82.92	51.126	9
4	45		Trevor ARKELL	Reynard SF81	24	20:54.467	7.775	5.670	82.55	51.511	14
5	44		Steve GARDINER	Reynard SF80	24	20:59.942	13.250	5.475	82.19	51.734	8
6	27		Eric HOULT	Lola T580	24	21:16.269	29.577	16.327	81.14	52.034	13
7	9		Adam ORMANDY	Reynard SF78	24	21:19.125	32.433	2.856	80.96	52.251	13
8	54		Peter RICHARDS	Delta T79	24	21:19.378	32.686	0.253	80.94	52.114	13
9	53		Roger PRICE	Delta T79	24	21:22.804	36.112	3.426	80.73	51.989	19
10	40		Richard KEYWORDH	Van Dieman RF78	24	21:22.819	36.127	0.015	80.72	51.352	19
11	14		Iain ROWLEY	Delta T79	24	21:38.326	51.634	15.507	79.76	52.714	14
12	2		Lou WATTS	Reynard SF78	23	20:54.758	1 lap	1 lap	79.09	53.105	14
13	24		Alan GAPE	Royale RP27	23	20:55.383	1 lap	0.625	79.05	52.912	17
14	51		John TAYLOR	Delta T79	23	20:56.645	1 lap	1.262	78.97	52.993	14
15	7		Alan MORGAN	Delta T78	23	21:04.209	1 lap	7.564	78.50	53.740	20
16	64		Janet SHERRY	Royale RP27	23	21:07.417	1 lap	3.208	78.30	53.986	15
17	98		Bob HOUGHTON	Lola T580	23	21:11.666	1 lap	4.249	78.04	52.597	8
18	74		Seamus DOYLE	Lola T580	23	21:21.494	1 lap	9.828	77.44	54.223	12
19	11		Paul DUKES	Reynard SF79	23	21:25.417	1 lap	3.923	77.20	53.838	4

**FASTEST LAP**

35	Colin WRIGHT	Reynard SF79	9	51.126	84.40 mph	135.82 kph
----	--------------	--------------	---	--------	-----------	------------

Car 98 - Transponder still not working

Weather / Track : Sunny / Dry

These results are provisional until the conclusion of any judicial and technical matters.

Brands Hatch Indy  
 Circuit Length = 1.1986 miles  
 Start: 14:23 End: 14:45

Clerk of Course :		Timekeeper :
-------------------	--	--------------

**CLASSIC FF2000 supported by Dupaul Engineering**

**RACE 3 - LAP CHART**

Lap 1			Lap 2			Lap 3			Lap 4			Lap 5		
No	Behind	Laptime	No	Behind	Laptime	No	Behind	Laptime	No	Behind	Laptime	No	Behind	Laptime
35		54.999	35		52.338	35		52.117	35		51.765	35		51.639
47	0.308	55.030	47	0.541	52.571	47	0.220	51.796	47	0.295	51.840	47	0.213	51.557
65	0.817	54.706	65	0.794	52.315	65	0.658	51.981	65	0.874	51.981	65	0.932	51.697
45	1.285	54.987	45	1.062	52.115	45	1.071	52.126	45	1.312	52.006	45	1.606	51.933
44	2.155	55.261	44	2.123	52.306	44	2.737	52.731	44	3.149	52.177	44	3.910	52.400
53	3.297	55.469	53	6.316	55.357	53	6.576	52.377	53	7.138	52.327	53	7.850	52.351
54	3.719	56.613	9	6.866	54.876	9	7.877	53.128	9	9.172	53.060	9	10.253	52.720
9	4.328	56.007	54	8.463	57.082	54	9.215	52.869	54	10.112	52.662	54	10.886	52.413
27	5.288	56.626	27	8.702	55.752	27	9.737	53.152	27	10.558	52.586	27	11.400	52.481
11	5.891	56.401	11	9.149	55.596	11	10.882	53.850	11	12.955	53.838	2	17.648	54.336
2	7.129	57.105	2	9.355	54.564	2	11.725	54.487	2	14.951	54.991	7	18.293	54.378
7	7.567	58.102	7	10.202	54.973	7	12.309	54.224	7	15.554	55.010	14	19.363	54.316
51	8.845	59.087	51	10.791	54.284	51	12.629	53.955	51	16.105	55.241	51	20.026	55.560
24	8.923	57.972	24	11.566	54.981	24	13.758	54.309	24	16.238	54.245	24	20.363	55.764
64	9.212	58.383	64	12.291	55.417	64	15.195	55.021	14	16.686	52.841	64	21.238	54.790
74	9.680	58.641	74	12.884	55.542	14	15.610	54.531	64	18.087	54.657	40	21.975	53.562
14	10.010	59.271	14	13.196	55.524	74	16.639	55.872	40	20.052	53.734	74	24.080	55.663
98	10.615	59.663	98	14.263	55.986	98	17.519	55.373	74	20.056	55.182	98	24.546	55.021
40	15.266	57.350	40	17.121	54.193	40	18.083	53.079	98	21.164	55.410	11	28.332	1:07.016

**CLASSIC FF2000 supported by Dupaul Engineering**

**RACE 3 - LAP CHART**

Lap 6			Lap 7			Lap 8			Lap 9			Lap 10		
No	Behind	Laptime	No	Behind	Laptime	No	Behind	Laptime	No	Behind	Laptime	No	Behind	Laptime
35		51.417	35		51.370	35		51.535	35		51.126	35		51.587
47	0.194	51.398	47	0.170	51.346	47	0.377	51.742	47	0.416	51.165	47	0.109	51.280
65	1.432	51.917	65	1.583	51.521	65	1.560	51.512	65	2.057	51.623	65	1.998	51.528
45	1.723	51.534	45	2.538	52.185	45	2.729	51.726	45	3.117	51.514	45	3.261	51.731
44	4.802	52.309	44	5.672	52.240	44	5.871	51.734	44	6.739	51.994	44	6.915	51.763
53	9.089	52.656	53	10.162	52.443	9	14.417	53.072	9	16.146	52.855	9	17.090	52.531
9	11.542	52.706	9	12.880	52.708	54	14.867	52.784	54	16.668	52.927	54	17.543	52.462
54	12.118	52.649	54	13.618	52.870	27	15.463	52.834	27	17.218	52.881	27	18.248	52.617
27	13.090	53.107	27	14.164	52.444	53	22.257	1:03.630	53	24.450	53.319	53	25.859	52.996
2	20.334	54.103	2	23.919	54.955	2	27.563	55.179	2	30.726	54.289	40	32.328	52.798
7	20.833	53.957	14	24.188	54.164	14	27.959	55.306	40	31.117	53.801	2	32.974	53.835
14	21.394	53.448	7	24.661	55.198	7	28.302	55.176	14	31.656	54.823	14	33.692	53.623
51	22.373	53.764	51	25.196	54.193	40	28.442	54.135	51	32.143	54.079	51	34.925	54.369
24	22.896	53.950	24	25.732	54.206	51	29.190	55.529	7	33.203	56.027	24	35.766	54.147
40	23.724	53.166	40	25.842	53.488	24	29.530	55.333	24	33.206	54.802	7	36.151	54.535
64	24.457	54.636	64	27.837	54.750	64	30.981	54.679	64	34.608	54.753	64	37.349	54.328
74	28.153	55.490	74	32.031	55.248	98	34.891	52.597	98	37.901	54.136	98	40.453	54.139
98	31.157	58.028	98	33.829	54.042	74	35.835	55.339	74	39.198	54.489	74	42.146	54.535
11	31.158	54.243	11	33.830	54.042	11	36.340	54.045	11	39.929	54.715	11	42.941	54.599

Brands Hatch Indy  
 Circuit Length = 1.1986 miles  
 Start: 14:23 End: 14:45

**CLASSIC FF2000 supported by Dupaul Engineering**

**RACE 3 - LAP CHART**

Lap 11			Lap 12			Lap 13			Lap 14			Lap 15		
No	Behind	Laptime	No	Behind	Laptime	No	Behind	Laptime	No	Behind	Laptime	No	Behind	Laptime
35		51.742	35		51.575	35		51.729	35		51.304	47		51.968
47	0.269	51.902	47	0.385	51.691	47	0.236	51.580	47	0.095	51.163	98	1 LAP	54.938
65	1.852	51.596	65	1.871	51.594	65	1.864	51.722	65	2.331	51.771	35	0.819	52.882
45	3.384	51.865	45	3.460	51.651	45	3.504	51.773	11	1 LAP	56.907	65	2.318	52.050
44	6.988	51.815	44	7.423	52.010	44	7.681	51.987	45	3.711	51.511	74	1 LAP	55.282
9	18.011	52.663	9	18.953	52.517	9	19.475	52.251	44	8.625	52.248	45	3.306	51.658
54	18.703	52.902	54	19.541	52.413	54	19.926	52.114	9	20.929	52.758	11	1 LAP	54.621
27	18.917	52.411	27	19.837	52.495	27	20.142	52.034	54	21.327	52.705	44	8.346	51.784
53	26.849	52.732	53	28.069	52.795	53	28.994	52.654	27	21.700	52.862	9	21.680	52.814
40	32.707	52.121	40	33.331	52.199	40	33.307	51.705	53	30.310	52.620	54	22.250	52.986
2	35.373	54.141	14	36.945	52.909	14	38.239	53.023	40	34.354	52.351	27	22.391	52.754
14	35.611	53.661	2	37.221	53.423	2	38.850	53.358	14	39.649	52.714	53	31.174	52.927
51	36.642	53.459	51	38.228	53.161	51	39.713	53.214	2	40.651	53.105	40	34.251	51.960
24	37.523	53.499	24	39.493	53.545	24	41.261	53.497	51	41.402	52.993	14	40.324	52.738
7	38.156	53.747	7	40.334	53.753	7	42.632	54.027	24	43.595	53.638	2	42.389	53.801
64	40.061	54.454	64	42.589	54.103	64	44.878	54.018	7	45.274	53.946	51	42.745	53.406
98	42.693	53.982	98	45.664	54.546	98	48.430	54.495	64	47.655	54.081	24	44.732	53.200
74	45.543	55.139	74	48.191	54.223	74	50.986	54.524				7	47.320	54.109
11	46.529	55.330	11	49.802	54.848							64	49.578	53.986



**CLASSIC FF2000 supported by Dupaul Engineering**

**RACE 3 - LAP CHART**

Lap 16			Lap 17			Lap 18			Lap 19			Lap 20		
No	Behind	Laptime	No	Behind	Laptime	No	Behind	Laptime	No	Behind	Laptime	No	Behind	Laptime
47		51.565	47		51.851	47		51.270	47		51.319	47		52.240
35	1.061	51.807	64	1 LAP	54.444	35	1.272	51.778	35	1.493	51.540	24	1 LAP	54.260
65	2.190	51.437	35	0.764	51.554	65	2.126	51.492	65	2.090	51.283	35	0.621	51.368
45	4.478	52.737	65	1.904	51.565	7	1 LAP	56.492	45	6.184	52.732	65	1.096	51.246
98	1 LAP	56.776	45	4.319	51.692	64	1 LAP	54.837	7	1 LAP	54.469	45	5.672	51.728
74	1 LAP	57.133	98	1 LAP	54.504	45	4.771	51.722	64	1 LAP	55.075	7	1 LAP	54.043
44	8.826	52.045	44	9.141	52.166	44	10.465	52.594	44	11.144	51.998	64	1 LAP	54.341
11	1 LAP	54.785	74	1 LAP	55.020	98	1 LAP	55.442	98	1 LAP	54.210	44	11.223	52.319
9	22.708	52.593	11	1 LAP	54.636	74	1 LAP	54.936	74	1 LAP	55.244	98	1 LAP	53.885
54	23.158	52.473	9	23.623	52.766	11	1 LAP	54.762	11	1 LAP	55.005	74	1 LAP	54.635
27	23.371	52.545	54	23.984	52.677	9	25.187	52.834	9	26.667	52.799	11	1 LAP	54.831
53	32.044	52.435	27	24.159	52.639	54	25.740	53.026	27	26.948	52.377	27	27.372	52.664
40	34.939	52.253	53	32.420	52.227	27	25.890	53.001	54	27.609	53.188	9	28.263	53.836
14	41.579	52.820	40	34.828	51.740	53	33.474	52.324	53	34.144	51.989	54	28.740	53.371
2	44.486	53.662	14	42.527	52.799	40	35.448	51.890	40	35.481	51.352	53	34.043	52.139
51	44.591	53.411	2	46.147	53.512	14	44.147	52.890	14	45.738	52.910	40	34.983	51.742
24	46.114	52.947	51	46.659	53.919	2	48.943	54.066	2	51.176	53.552	14	46.356	52.858
7	49.996	54.241	24	47.175	52.912	51	49.059	53.670	51	51.709	53.969			
						24	49.333	53.428						

Brands Hatch Indy  
 Circuit Length = 1.1986 miles  
 Start: 14:23 End: 14:45

**CLASSIC FF2000 supported by Dupaul Engineering**

**RACE 3 - LAP CHART**

Lap 21			Lap 22			Lap 23			Lap 24		
No	Behind	Laptime	No	Behind	Laptime	No	Behind	Laptime	No	Behind	Laptime
47		52.301	47		51.694	47		51.510	47		51.817
2	1 LAP	54.138	35	1.406	51.889	35	1.701	51.805	65	1.466	51.380
35	1.211	52.891	65	1.856	52.153	65	1.903	51.557	35	2.105	52.221
65	1.397	52.602	2	1 LAP	55.099	2	1 LAP	53.324	45	7.775	53.144
24	1 LAP	55.148	24	1 LAP	53.275	45	6.448	52.122	2	1 LAP	53.891
51	1 LAP	56.210	51	1 LAP	53.335	24	1 LAP	53.568	24	1 LAP	53.988
45	5.509	52.138	45	5.836	52.021	51	1 LAP	54.530	51	1 LAP	53.731
7	1 LAP	53.740	44	12.124	52.051	44	12.547	51.933	44	13.250	52.520
44	11.767	52.845	7	1 LAP	54.166	7	1 LAP	54.001	7	1 LAP	54.612
64	1 LAP	54.149	64	1 LAP	54.675	64	1 LAP	54.448	64	1 LAP	54.745
98	1 LAP	53.711	98	1 LAP	54.090	98	1 LAP	54.107	98	1 LAP	53.815
74	1 LAP	55.021	74	1 LAP	54.713	27	29.267	52.181	27	29.577	52.127
11	1 LAP	55.281	27	28.596	53.066	74	1 LAP	55.294	9	32.433	53.004
27	27.224	52.153	11	1 LAP	56.232	9	31.246	53.074	54	32.686	52.701
9	28.461	52.499	9	29.682	52.915	54	31.802	52.565	74	1 LAP	55.472
54	29.803	53.364	54	30.747	52.638	11	1 LAP	56.110	53	36.112	52.882
53	33.946	52.204	53	34.353	52.101	53	35.047	52.204	40	36.127	52.636
40	34.737	52.055	40	34.892	51.849	40	35.308	51.926	11	1 LAP	56.416
14	47.060	53.005	14	48.543	53.177	14	50.072	53.039	14	51.634	53.379

# MotorsportsAds.co.uk 70s Road Sports

## QUALIFYING - CLASSIFICATION

POS	NO	CL	NAME	ENTRY	TIME	ON	LAPS	GAP	DIFF	KPH
1	11	C	Rory STOCKBRIDGE	Lotus Europa	56.972	11	14			121.89
2	15	A	Philip MCKELVEY	Morgan Plus 8	57.047	7	13	0.075	0.075	121.73
3	24	B	Charles BARTER	Datsun 240Z	57.193	10	10	0.221	0.146	121.42
4	64	A	Paul ANDERSON	Porsche 928	57.420	6	12	0.448	0.227	120.94
5	34	B	Peter SHAW	TVR Tuscan	57.427	8	14	0.455	0.007	120.92
6	3	A	Paul CONWAY	Morgan Plus 8	57.450	8	13	0.478	0.023	120.87
7	9	B	Julian BARTER	TVR 3000M	57.622	9	12	0.650	0.172	120.51
8	54	C	Chris HOLLAND	Lotus 7 S4	58.199	4	7	1.227	0.577	119.32
9	43	C	Howard BENTHAM	Lotus Europa	58.227	11	12	1.255	0.028	119.26
10	29	A	Phil BRIGGS	Porsche 928	58.259	7	12	1.287	0.032	119.19
11	44	C	Alan HARPER	Lotus Elan S4	59.249	7	12	2.277	0.990	117.20
12	42	C	Ross BRAITHWAITE	Lotus Europa	59.397	9	9	2.425	0.148	116.91
13	40	C	Bill BRAITHWAITE	Lotus Elan	1:00.146	11	12	3.174	0.749	115.45
14	61	D2	Luke CLARK-BAGNALL	Triumph GT6 Mk3	1:00.212	7	11	3.240	0.066	115.33
15	26	B	Paul STAFFORD	Datsun 240Z	1:00.367	4	11	3.395	0.155	115.03
16	79	D2	Andy JARVIS	Porsche 924	1:00.399	10	12	3.427	0.032	114.97
17	65	C	Steve COOKE	Lotus 7 S4	1:00.588	12	12	3.616	0.189	114.61
18	1	D1	John THOMASON	Triumph Spitfire	1:00.698	4	6	3.726	0.110	114.40
19	86	B	Christina TOTTY	TVR 3000M	1:01.563	10	11	4.591	0.865	112.80
20	98	D2	Bob TROTTER	Ford Escort RS	1:01.814	7	12	4.842	0.251	112.34
21	75	A	James NAIRN	Alfa Romeo	1:03.071	2	8	6.099	1.257	110.10
22	78	D2	Mark DUDLEY	Alfa Romeo 2000 GTV	1:03.298	9	12	6.326	0.227	109.70
23	14	D1	Jai SHARMA	Lancia Fulvia	1:03.655	4	6	6.683	0.357	109.09
24	80	D2	David LANE	Jensen Healey	1:03.878	8	11	6.906	0.223	108.71
25	88	B	Mark BOWN	TVR 3000M	1:03.924	5	11	6.952	0.046	108.63
26	60	D2	David MARSHALL	Lancia Beta Monte Carlo	1:04.344	5	11	7.372	0.420	107.92
27	49	D1	Terence KENYON	Alfa Romeo 1600 GT Junior	1:06.976	6	11	10.004	2.632	103.68
28	59	E	Tim LAI	MG Midget	1:07.336	4	5	10.364	0.360	103.13
29	28	D2	Simon HEWES	Alfa Romeo 2000 GTV	1:07.756	9	9	10.784	0.420	102.49
30	81	D2	John DOBSON	Alfa Romeo 2000 GTV	1:11.505	1	1	14.533	3.749	97.11

Weather / Track : Cloudy / Dry

These results are provisional until the conclusion of any judicial and technical matters.

Brands Hatch Indy  
Circuit Length = 1929 metres  
Start: 10:14 End: 10:31

Clerk of Course :	Timekeeper :
-------------------	--------------

# MotorsportsAds.co.uk 70s Road Sports

## QUALIFYING - LAP ANALYSIS

<b>1</b>	<b>John THOMASON</b>		<b>Triumph Spitfire</b>			
1 -	1:03.321	+ 2.623	10:17:11.275	<b>4</b>	<b>1:00.698</b>	10:20:14.921
2 -	1:01.866	+ 1.168	10:18:13.141	<b>5</b>	1:00.853	+ 0.155 10:21:15.774
3 -	1:01.082	+ 0.384	10:19:14.223	<b>6</b>	1:00.893	+ 0.195 10:22:16.667
<b>3</b>	<b>Paul CONWAY</b>		<b>Morgan Plus 8</b>			
1 -	59.808	+ 2.358	10:16:59.452	<b>8</b>	<b>57.450</b>	10:23:45.482
2 -	57.761	+ 0.311	10:17:57.213	<b>9</b>	1:55.737	+ 58.287 10:25:41.219
3 -	57.842	+ 0.392	10:18:55.055	<b>10</b>	57.923	+ 0.473 10:26:39.142
4 -	58.169	+ 0.719	10:19:53.224	<b>11</b>	57.666	+ 0.216 10:27:36.808
5 -	58.607	+ 1.157	10:20:51.831	<b>12</b>	1:01.880	+ 4.430 10:28:38.688
6 -	58.194	+ 0.744	10:21:50.025	<b>13</b>	59.071	+ 1.621 10:29:37.759
7 -	58.007	+ 0.557	10:22:48.032			
<b>9</b>	<b>Julian BARTER</b>		<b>TVR 3000M</b>			
1 -	1:00.108	+ 2.486	10:17:17.518	<b>7</b>	57.898	+ 0.276 10:23:10.113
2 -	1:00.839	+ 3.217	10:18:18.357	<b>8</b>	2:55.316	+ 1:57.694 10:26:05.429
3 -	58.716	+ 1.094	10:19:17.073	<b>9</b>	<b>57.622</b>	10:27:03.051
4 -	58.111	+ 0.489	10:20:15.184	<b>10</b>	59.004	+ 1.382 10:28:02.055
5 -	59.247	+ 1.625	10:21:14.431	<b>11</b>	58.859	+ 1.237 10:29:00.914
6 -	57.784	+ 0.162	10:22:12.215	<b>12</b>	57.738	+ 0.116 10:29:58.652
<b>11</b>	<b>Rory STOCKBRIDGE</b>		<b>Lotus Europa</b>			
1 -	1:00.324	+ 3.352	10:17:00.879	<b>8</b>	57.810	+ 0.838 10:23:47.507
2 -	59.148	+ 2.176	10:18:00.027	<b>9</b>	1:55.414	+ 58.442 10:25:42.921
3 -	58.711	+ 1.739	10:18:58.738	<b>10</b>	57.558	+ 0.586 10:26:40.479
4 -	57.779	+ 0.807	10:19:56.517	<b>11</b>	<b>56.972</b>	10:27:37.451
5 -	58.382	+ 1.410	10:20:54.899	<b>12</b>	1:02.285	+ 5.313 10:28:39.736
6 -	57.719	+ 0.747	10:21:52.618	<b>13</b>	58.548	+ 1.576 10:29:38.284
7 -	57.079	+ 0.107	10:22:49.697	<b>14</b>	1:03.623	+ 6.651 10:30:41.907
<b>14</b>	<b>Jai SHARMA</b>		<b>Lancia Fulvia</b>			
1 -	1:07.626	+ 3.971	10:17:50.725	<b>4</b>	<b>1:03.655</b>	10:21:04.397
2 -	1:05.281	+ 1.626	10:18:56.006	<b>5</b>	1:03.933	+ 0.278 10:22:08.330
3 -	1:04.736	+ 1.081	10:20:00.742	<b>6</b>	1:06.296	+ 2.641 10:23:14.626
<b>15</b>	<b>Philip MCKELVEY</b>		<b>Morgan Plus 8</b>			
1 -	1:00.044	+ 2.997	10:17:00.180	<b>8</b>	57.341	+ 0.294 10:23:45.950
2 -	58.997	+ 1.950	10:17:59.177	<b>9</b>	2:02.557	+ 1:05.510 10:25:48.507
3 -	58.806	+ 1.759	10:18:57.983	<b>10</b>	1:01.339	+ 4.292 10:26:49.846
4 -	57.312	+ 0.265	10:19:55.295	<b>11</b>	1:00.810	+ 3.763 10:27:50.656
5 -	58.177	+ 1.130	10:20:53.472	<b>12</b>	1:01.043	+ 3.996 10:28:51.699
6 -	58.090	+ 1.043	10:21:51.562	<b>13</b>	1:01.608	+ 4.561 10:29:53.307
7 -	<b>57.047</b>		<b>10:22:48.609</b>			
<b>24</b>	<b>Charles BARTER</b>		<b>Datsun 240Z</b>			
1 -	59.373	+ 2.180	10:17:01.287	<b>6</b>	57.443	+ 0.250 10:21:54.412
2 -	59.135	+ 1.942	10:18:00.422	<b>7</b>	58.337	+ 1.144 10:22:52.749
3 -	1:00.122	+ 2.929	10:19:00.544	<b>8</b>	57.241	+ 0.048 10:23:49.990
4 -	58.281	+ 1.088	10:19:58.825	<b>9</b>	1:55.861	+ 58.668 10:25:45.851
5 -	58.144	+ 0.951	10:20:56.969	<b>10</b>	<b>57.193</b>	10:26:43.044
<b>26</b>	<b>Paul STAFFORD</b>		<b>Datsun 240Z</b>			
1 -	1:01.160	+ 0.793	10:17:14.803	<b>7</b>	1:00.839	+ 0.472 10:23:23.614
2 -	1:03.311	+ 2.944	10:18:18.114	<b>8</b>	3:04.098	+ 2:03.731 10:26:27.712
3 -	1:01.321	+ 0.954	10:19:19.435	<b>9</b>	1:01.056	+ 0.689 10:27:28.768
4 -	<b>1:00.367</b>		<b>10:20:19.802</b>	<b>10</b>	1:16.705	+ 16.338 10:28:45.473
5 -	1:01.487	+ 1.120	10:21:21.289	<b>11</b>	1:15.259	+ 14.892 10:30:00.732
6 -	1:01.486	+ 1.119	10:22:22.775			
<b>28</b>	<b>Simon HEWES</b>		<b>Alfa Romeo 2000 GTV</b>			
1 -	1:14.488	+ 6.732	10:18:21.451	<b>6</b>	3:23.868	+ 2:16.112 10:26:27.454
2 -	1:12.255	+ 4.499	10:19:33.706	<b>7</b>	1:09.089	+ 1.333 10:27:36.543

Brands Hatch Indy  
Circuit Length = 1929 metres  
Start: 10:14 End: 10:31

Weather / Track : Cloudy / Dry

# MotorsportsAds.co.uk 70s Road Sports

## QUALIFYING - LAP ANALYSIS

3 -	1:09.971	+ 2.215	10:20:43.677	8	1:09.576	+ 1.820	10:28:46.119
4 -	1:09.220	+ 1.464	10:21:52.897	9	<b>1:07.756</b>		10:29:53.875
5 -	1:10.689	+ 2.933	10:23:03.586				
<b>29</b>	<b>Phil BRIGGS</b>			<b>Porsche 928</b>			
1 -	1:00.710	+ 2.451	10:17:43.211	7	<b>58.259</b>		10:23:39.625
2 -	1:02.060	+ 3.801	10:18:45.271	8	2:57.883	+ 1:59.624	10:26:37.508
3 -	58.922	+ 0.663	10:19:44.193	9	58.681	+ 0.422	10:27:36.189
4 -	59.174	+ 0.915	10:20:43.367	10	1:01.583	+ 3.324	10:28:37.772
5 -	58.881	+ 0.622	10:21:42.248	11	58.329	+ 0.070	10:29:36.101
6 -	59.118	+ 0.859	10:22:41.366	12	58.337	+ 0.078	10:30:34.438
<b>34</b>	<b>Peter SHAW</b>			<b>TVR Tuscan</b>			
1 -	59.026	+ 1.599	10:16:55.097	8	<b>57.427</b>		10:23:41.732
2 -	57.885	+ 0.458	10:17:52.982	9	1:57.451	+ 1:00.024	10:25:39.183
3 -	57.809	+ 0.382	10:18:50.791	10	59.416	+ 1.989	10:26:38.599
4 -	59.034	+ 1.607	10:19:49.825	11	57.797	+ 0.370	10:27:36.396
5 -	58.250	+ 0.823	10:20:48.075	12	1:03.038	+ 5.611	10:28:39.434
6 -	57.629	+ 0.202	10:21:45.704	13	59.868	+ 2.441	10:29:39.302
7 -	58.601	+ 1.174	10:22:44.305	14	1:01.903	+ 4.476	10:30:41.205
<b>40</b>	<b>Bill BRAITHWAITE</b>			<b>Lotus Elan</b>			
1 -	1:02.765	+ 2.619	10:17:27.871	7	1:00.573	+ 0.427	10:23:35.509
2 -	1:01.760	+ 1.614	10:18:29.631	8	3:05.183	+ 2:05.037	10:26:40.692
3 -	1:01.806	+ 1.660	10:19:31.437	9	1:03.902	+ 3.756	10:27:44.594
4 -	1:01.475	+ 1.329	10:20:32.912	10	1:00.792	+ 0.646	10:28:45.386
5 -	1:01.460	+ 1.314	10:21:34.372	11	<b>1:00.146</b>		10:29:45.532
6 -	1:00.564	+ 0.418	10:22:34.936	12	1:02.744	+ 2.598	10:30:48.276
<b>42</b>	<b>Ross BRAITHWAITE</b>			<b>Lotus Europa</b>			
1 -	1:07.706	+ 8.309	10:17:37.468	6	1:00.726	+ 1.329	10:27:07.354
2 -	1:03.947	+ 4.550	10:18:41.415	7	1:00.028	+ 0.631	10:28:07.382
3 -	3:16.235	+ 2:16.838	10:21:57.650	8	1:03.068	+ 3.671	10:29:10.450
4 -	1:04.151	+ 4.754	10:23:01.801	9	<b>59.397</b>		10:30:09.847
5 -	3:04.827	+ 2:05.430	10:26:06.628				
<b>43</b>	<b>Howard BENTHAM</b>			<b>Lotus Europa</b>			
1 -	1:00.861	+ 2.634	10:17:25.249	7	58.550	+ 0.323	10:23:19.822
2 -	59.054	+ 0.827	10:18:24.303	8	2:57.844	+ 1:59.617	10:26:17.666
3 -	59.495	+ 1.268	10:19:23.798	9	1:00.260	+ 2.033	10:27:17.926
4 -	58.694	+ 0.467	10:20:22.492	10	59.706	+ 1.479	10:28:17.632
5 -	59.135	+ 0.908	10:21:21.627	11	<b>58.227</b>		10:29:15.859
6 -	59.645	+ 1.418	10:22:21.272	12	1:00.311	+ 2.084	10:30:16.170
<b>44</b>	<b>Alan HARPER</b>			<b>Lotus Elan S4</b>			
1 -	1:04.699	+ 5.450	10:17:30.405	7	<b>59.249</b>		10:23:36.842
2 -	1:01.567	+ 2.318	10:18:31.972	8	2:59.276	+ 2:00.027	10:26:36.118
3 -	1:00.111	+ 0.862	10:19:32.083	9	59.938	+ 0.689	10:27:36.056
4 -	1:01.884	+ 2.635	10:20:33.967	10	1:04.135	+ 4.886	10:28:40.191
5 -	1:01.483	+ 2.234	10:21:35.450	11	1:00.641	+ 1.392	10:29:40.832
6 -	1:02.143	+ 2.894	10:22:37.593	12	1:03.907	+ 4.658	10:30:44.739
<b>49</b>	<b>Terence KENYON</b>			<b>Alfa Romeo 1600 GT Junior</b>			
1 -	1:10.910	+ 3.934	10:17:54.625	7	2:18.967	+ 1:11.991	10:25:55.690
2 -	1:10.610	+ 3.634	10:19:05.235	8	1:07.638	+ 0.662	10:27:03.328
3 -	1:08.077	+ 1.101	10:20:13.312	9	1:08.332	+ 1.356	10:28:11.660
4 -	1:08.578	+ 1.602	10:21:21.890	10	1:07.615	+ 0.639	10:29:19.275
5 -	1:07.857	+ 0.881	10:22:29.747	11	1:18.118	+ 11.142	10:30:37.393
6 -	<b>1:06.976</b>		<b>10:23:36.723</b>				
<b>54</b>	<b>Chris HOLLAND</b>			<b>Lotus 7 S4</b>			
1 -	59.643	+ 1.444	10:17:04.557	5	59.344	+ 1.145	10:21:00.045
2 -	59.028	+ 0.829	10:18:03.585	6	1:01.016	+ 2.817	10:22:01.061
3 -	58.917	+ 0.718	10:19:02.502	7	1:01.423	+ 3.224	10:23:02.484

Brands Hatch Indy  
Circuit Length = 1929 metres  
Start: 10:14 End: 10:31

Weather / Track : Cloudy / Dry

MotorsportsAds.co.uk 70s Road Sports

QUALIFYING - LAP ANALYSIS

4 -	58.199		10:20:00.701			
<b>59</b>	<b>Tim LAI</b>			<b>MG Midget</b>		
1 -	2:25.739	+ 1:18.403	10:25:45.739	4	1:07.336	10:29:11.483
2 -	1:10.390	+ 3.054	10:26:56.129	5	1:09.503	10:30:20.986
3 -	1:08.018	+ 0.682	10:28:04.147			
<b>60</b>	<b>David MARSHALL</b>			<b>Lancia Beta Monte Carlo</b>		
1 -	1:08.089	+ 3.745	10:17:44.024	7	3:15.314	10:26:28.430
2 -	1:06.834	+ 2.490	10:18:50.858	8	1:05.887	10:27:34.317
3 -	1:05.926	+ 1.582	10:19:56.784	9	1:06.620	10:28:40.937
4 -	1:05.492	+ 1.148	10:21:02.276	10	1:04.581	10:29:45.518
5 -	1:04.344		10:22:06.620	11	1:06.932	10:30:52.450
6 -	1:06.496	+ 2.152	10:23:13.116			
<b>61</b>	<b>Luke CLARK-BAGNALL</b>			<b>Triumph GT6 Mk3</b>		
1 -	1:02.916	+ 2.704	10:17:45.281	7	1:00.212	10:23:55.470
2 -	1:03.295	+ 3.083	10:18:48.576	8	2:00.235	10:25:55.705
3 -	1:02.383	+ 2.171	10:19:50.959	9	1:01.584	10:26:57.289
4 -	1:01.071	+ 0.859	10:20:52.030	10	1:01.642	10:27:58.931
5 -	1:01.352	+ 1.140	10:21:53.382	11	1:00.264	10:28:59.195
6 -	1:01.876	+ 1.664	10:22:55.258			
<b>64</b>	<b>Paul ANDERSON</b>			<b>Porsche 928</b>		
1 -	1:01.427	+ 4.007	10:17:37.761	7	57.701	10:23:25.040
2 -	58.587	+ 1.167	10:18:36.348	8	2:53.943	10:26:18.983
3 -	57.783	+ 0.363	10:19:34.131	9	57.946	10:27:16.929
4 -	58.142	+ 0.722	10:20:32.273	10	59.308	10:28:16.237
5 -	57.646	+ 0.226	10:21:29.919	11	57.892	10:29:14.129
6 -	57.420		10:22:27.339	12	1:00.220	10:30:14.349
<b>65</b>	<b>Steve COOKE</b>			<b>Lotus 7 S4</b>		
1 -	1:03.627	+ 3.039	10:17:33.617	7	1:02.050	10:23:46.574
2 -	1:02.403	+ 1.815	10:18:36.020	8	2:04.421	10:25:50.995
3 -	1:01.857	+ 1.269	10:19:37.877	9	1:01.580	10:26:52.575
4 -	1:01.697	+ 1.109	10:20:39.574	10	1:01.133	10:27:53.708
5 -	1:03.489	+ 2.901	10:21:43.063	11	1:00.881	10:28:54.589
6 -	1:01.461	+ 0.873	10:22:44.524	12	1:00.588	10:29:55.177
<b>75</b>	<b>James NAIRN</b>			<b>Alfa Romeo</b>		
1 -	1:05.208	+ 2.137	10:17:31.368	5	1:17.038	10:26:56.054
2 -	1:03.071		10:18:34.439	6	1:03.754	10:27:59.808
3 -	1:06.250	+ 3.179	10:19:40.689	7	1:03.139	10:29:02.947
4 -	5:58.327	+ 4:55.256	10:25:39.016	8	1:03.299	10:30:06.246
<b>78</b>	<b>Mark DUDLEY</b>			<b>Alfa Romeo 2000 GTV</b>		
1 -	1:05.277	+ 1.979	10:17:26.162	7	1:03.785	10:23:52.677
2 -	1:05.220	+ 1.922	10:18:31.382	8	2:06.443	10:25:59.120
3 -	1:04.160	+ 0.862	10:19:35.542	9	1:03.298	10:27:02.418
4 -	1:03.947	+ 0.649	10:20:39.489	10	1:04.123	10:28:06.541
5 -	1:05.461	+ 2.163	10:21:44.950	11	1:05.377	10:29:11.918
6 -	1:03.942	+ 0.644	10:22:48.892	12	1:07.965	10:30:19.883
<b>79</b>	<b>Andy JARVIS</b>			<b>Porsche 924</b>		
1 -	1:02.433	+ 2.034	10:16:58.951	7	1:02.083	10:23:10.195
2 -	1:04.461	+ 4.062	10:18:03.412	8	3:07.283	10:26:17.478
3 -	1:01.451	+ 1.052	10:19:04.863	9	1:05.166	10:27:22.644
4 -	1:01.318	+ 0.919	10:20:06.181	10	1:00.399	10:28:23.043
5 -	1:00.937	+ 0.538	10:21:07.118	11	1:00.800	10:29:23.843
6 -	1:00.994	+ 0.595	10:22:08.112	12	1:31.338	10:30:55.181
<b>80</b>	<b>David LANE</b>			<b>Jensen Healey</b>		
1 -	1:06.599	+ 2.721	10:17:40.009	7	3:15.249	10:26:23.571
2 -	1:08.807	+ 4.929	10:18:48.816	8	1:03.878	10:27:27.449

Brands Hatch Indy  
Circuit Length = 1929 metres  
Start: 10:14 End: 10:31

Weather / Track : Cloudy / Dry

MotorsportsAds.co.uk 70s Road Sports

QUALIFYING - LAP ANALYSIS

3 -	1:05.469	+ 1.591	10:19:54.285	9	1:05.074	+ 1.196	10:28:32.523
4 -	1:05.640	+ 1.762	10:20:59.925	10	1:04.081	+ 0.203	10:29:36.604
5 -	1:04.232	+ 0.354	10:22:04.157	11	1:08.044	+ 4.166	10:30:44.648
6 -	1:04.165	+ 0.287	10:23:08.322				
<b>81</b>	<b>John DOBSON</b>			Alfa Romeo 2000 GTV			
1 -	<b>1:11.505</b>		<b>10:17:37.732</b>				
<b>86</b>	<b>Christina TOTTY</b>			TVR 3000M			
1 -	1:04.787	+ 3.224	10:17:40.827	7	3:06.391	+ 2:04.828	10:26:05.311
2 -	1:06.745	+ 5.182	10:18:47.572	8	1:02.206	+ 0.643	10:27:07.517
3 -	1:02.599	+ 1.036	10:19:50.171	9	1:02.939	+ 1.376	10:28:10.456
4 -	1:03.831	+ 2.268	10:20:54.002	10	<b>1:01.563</b>		10:29:12.019
5 -	1:02.334	+ 0.771	10:21:56.336	11	1:02.189	+ 0.626	10:30:14.208
6 -	1:02.584	+ 1.021	10:22:58.920				
<b>88</b>	<b>Mark BOWN</b>			TVR 3000M			
1 -	1:08.141	+ 4.217	10:17:38.446	7	3:17.303	+ 2:13.379	10:26:24.475
2 -	1:08.794	+ 4.870	10:18:47.240	8	1:03.964	+ 0.040	10:27:28.439
3 -	1:05.482	+ 1.558	10:19:52.722	9	1:04.901	+ 0.977	10:28:33.340
4 -	1:06.239	+ 2.315	10:20:58.961	10	1:04.999	+ 1.075	10:29:38.339
5 -	<b>1:03.924</b>		<b>10:22:02.885</b>	11	1:07.614	+ 3.690	10:30:45.953
6 -	1:04.287	+ 0.363	10:23:07.172				
<b>98</b>	<b>Bob TROTTER</b>			Ford Escort RS			
1 -	1:03.373	+ 1.559	10:17:12.407	7	<b>1:01.814</b>		10:23:26.117
2 -	1:02.877	+ 1.063	10:18:15.284	8	3:03.321	+ 2:01.507	10:26:29.438
3 -	1:01.855	+ 0.041	10:19:17.139	9	1:05.065	+ 3.251	10:27:34.503
4 -	1:02.082	+ 0.268	10:20:19.221	10	1:03.123	+ 1.309	10:28:37.626
5 -	1:02.165	+ 0.351	10:21:21.386	11	1:04.991	+ 3.177	10:29:42.617
6 -	1:02.917	+ 1.103	10:22:24.303	12	1:04.947	+ 3.133	10:30:47.564

# MotorsportsAds.co.uk 70s Road Sports

## RACE 4 - GRID

ROW 15	1:07.756 28 Simon HEWES	1:11.505 81 John DOBSON
ROW 14	1:06.976 49 Terence KENYON	1:07.336 59 Tim LAI
ROW 13	1:03.924 88 Mark BOWN	1:04.344 60 David MARSHALL
ROW 12	1:03.655 14 Jai SHARMA	1:03.878 80 David LANE
ROW 11	1:03.071 75 James NAIRN	1:03.298 78 Mark DUDLEY
ROW 10	1:01.563 86 Christina TOTTY	1:01.814 98 Bob TROTTER
ROW 9	1:00.588 65 Steve COOKE	1:00.698 1 John THOMASON
ROW 8	1:00.367 26 Paul STAFFORD	1:00.399 79 Andy JARVIS
ROW 7	1:00.146 40 Bill BRAITHWAITE	1:00.212 61 Luke CLARK-BAGNALL
ROW 6	59.249 44 Alan HARPER	59.397 42 Ross BRAITHWAITE
ROW 5	58.227 43 Howard BENTHAM	58.259 29 Phil BRIGGS
ROW 4	57.622 9 Julian BARTER	58.199 54 Chris HOLLAND
ROW 3	57.427 34 Peter SHAW	57.450 3 Paul CONWAY
ROW 2	57.193 24 Charles BARTER	57.420 64 Paul ANDERSON
ROW 1	56.972 11 Rory STOCKBRIDGE	57.047 15 Philip MCKELVEY
<b>Pole</b>		
		

Weather / Track : Cloudy / Dry

Brands Hatch Indy  
Circuit Length = 1929 metres

Clerk of Course :		Timekeeper :



**MotorsportsAds.co.uk 70s Road Sports**  
**RACE 4 - CLASSIFICATION**

POS	NO	CL	NAME	ENTRY	LAPS	TIME	GAP	DIFF	MPH	BEST	ON
1	64	A	Paul ANDERSON	Porsche 928	21	20:24.884			73.97	56.651	9
2	9	B	Julian BARTER	TVR 3000M	21	20:25.095	0.211	0.211	73.96	57.263	3
3	11	C	Rory STOCKBRIDGE	Lotus Europa	21	20:26.721	1.837	1.626	73.86	57.307	9
4	24	B	Charles BARTER	Datsun 240Z	21	20:29.916	5.032	3.195	73.67	57.583	6
5	3	A	Paul CONWAY	Morgan Plus 8	21	20:31.941	7.057	2.025	73.55	57.495	20
6	34	B	Peter SHAW	TVR Tuscan	21	20:33.649	8.765	1.708	73.45	57.589	9
7	43	C	Howard BENTHAM	Lotus Europa	21	20:41.878	16.994	8.229	72.96	57.572	5
8	44	C	Alan HARPER	Lotus Elan S4	21	20:59.080	34.196	17.202	71.97	58.822	10
9	29	A	Phil BRIGGS	Porsche 928	21	21:01.224	36.340	2.144	71.84	58.599	20
10	54	C	Chris HOLLAND	Lotus 7 S4	21	21:02.750	37.866	1.526	71.76	58.150	15
11	42	C	Ross BRAITHWAITE	Lotus Europa	21	21:12.011	47.127	9.261	71.23	59.375	12
12	40	C	Bill BRAITHWAITE	Lotus Elan	21	21:19.948	55.064	7.937	70.79	59.793	13
13	61	D2	Luke CLARK-BAGNALL	Triumph GT6 Mk3	21	21:21.223	56.339	1.275	70.72	59.552	13
14	26	B	Paul STAFFORD	Datsun 240Z	20	20:33.005	1 lap	1 lap	69.99	1:00.421	16
15	1	D1	John THOMASON	Triumph Spitfire	20	20:41.473	1 lap	8.468	69.51	1:00.254	9
16	98	D2	Bob TROTTER	Ford Escort RS	20	20:44.822	1 lap	3.349	69.32	1:00.884	20
17	79	D2	Andy JARVIS	Porsche 924	20	20:45.657	1 lap	0.835	69.28	1:00.838	12
18	86	B	Christina TOTTY	TVR 3000M	20	21:00.852	1 lap	15.195	68.44	1:01.641	9
19	47	Inv	Peter TOGNOLA	Porsche 911	19	20:28.889	2 laps	1 lap	66.71	1:02.561	8
20	88	B	Mark BOWN	TVR 3000M	19	20:30.891	2 laps	2.002	66.60	1:02.449	5
21	14	D1	Jai SHARMA	Lancia Fulvia	19	20:31.839	2 laps	0.948	66.55	1:02.985	3
22	80	D2	David LANE	Jensen Healey	19	20:51.137	2 laps	19.298	65.52	1:03.569	14
23	59	E	Tim LAI	MG Midget	19	21:12.679	2 laps	21.542	64.41	1:03.698	19
24	81	D2	John DOBSON	Alfa Romeo 2000 GTV	19	21:27.777	2 laps	15.098	63.66	1:04.975	15
25	49	D1	Terence KENYON	Alfa Romeo 1600 GT Junior	17	20:52.521	4 laps	2 laps	58.56	1:09.151	14

NOT CLASSIFIED

DNF	28	D2	Simon HEWES	Alfa Romeo 2000 GTV	18	20:21.770	3 laps	0.000	63.57	1:04.733	18
DNF	65	C	Steve COOKE	Lotus 7 S4	16	16:27.148	5 laps	2 laps	69.93	1:00.173	5
DNF	15	A	Philip MCKELVEY	Morgan Plus 8	14	13:37.478	7 laps	2 laps	73.89	57.153	7
DNF	78	D2	Mark DUDLEY	Alfa Romeo 2000 GTV	12	13:01.453	9 laps	2 laps	66.26	1:03.076	5
DNS	60	D2	David MARSHALL	Lancia Beta Monte Carlo	0						0
DNS	75	A	James NAIRN	Alfa Romeo	0						0

FASTEST LAP

1	D1	John THOMASON	Triumph Spitfire	9	1:00.254	71.61 mph	115.25 kph
64	A	Paul ANDERSON	Porsche 928	9	56.651	76.16 mph	122.58 kph
9	B	Julian BARTER	TVR 3000M	3	57.263	75.35 mph	121.27 kph
11	C	Rory STOCKBRIDGE	Lotus Europa	9	57.307	75.29 mph	121.17 kph
61	D2	Luke CLARK-BAGNALL	Triumph GT6 Mk3	13	59.552	72.45 mph	116.61 kph
47	Inv	Peter TOGNOLA	Porsche 911	8	1:02.561	68.97 mph	111.00 kph
59	E	Tim LAI	MG Midget	19	1:03.698	67.74 mph	109.02 kph

Weather / Track : Cloudy / Dry

These results are provisional until the conclusion of any judicial and technical matters.

Brands Hatch Indy  
 Circuit Length = 1.1986 miles  
 Start: 14:56 End: 15:18

Clerk of Course :	Timekeeper :
-------------------	--------------

MotorsportsAds.co.uk 70s Road Sports

RACE 4 - LAP CHART

Lap 1			Lap 2			Lap 3			Lap 4			Lap 5		
No	Behind	Laptime	No	Behind	Laptime	No	Behind	Laptime	No	Behind	Laptime	No	Behind	Laptime
15		1:01.128	15		57.721	15		58.376	15		57.689	15		57.349
11	0.114	1:01.564	64	0.488	57.204	64	0.447	58.335	64	0.469	57.711	64	0.594	57.474
64	1.005	1:01.752	11	0.612	58.219	9	0.972	57.263	9	0.940	57.657	9	0.989	57.398
24	1.510	1:01.589	24	1.722	57.933	11	1.164	58.928	11	1.460	57.985	11	1.490	57.379
9	1.842	1:01.784	9	2.085	57.964	24	1.984	58.638	24	2.350	58.055	24	2.805	57.804
34	2.444	1:02.498	34	2.974	58.251	34	2.477	57.879	34	3.038	58.250	34	3.340	57.651
3	2.775	1:02.628	3	3.527	58.473	3	3.959	58.808	3	4.710	58.440	3	5.289	57.928
43	3.448	1:02.870	43	4.296	58.569	43	4.560	58.640	43	5.525	58.654	43	5.748	57.572
54	4.154	1:03.759	44	7.836	1:00.798	44	9.100	59.640	44	10.597	59.186	49	1 LAP	1:12.259
44	4.759	1:03.593	29	8.586	1:00.611	29	9.767	59.557	29	10.998	58.920	44	12.354	59.106
29	5.696	1:04.751	42	9.573	1:00.545	42	10.905	59.708	42	12.829	59.613	29	13.299	59.650
42	6.749	1:05.171	61	10.893	1:00.856	61	12.625	1:00.108	61	14.848	59.912	42	15.254	59.774
61	7.758	1:06.113	40	11.386	1:01.158	26	14.124	1:00.845	26	17.263	1:00.828	61	17.709	1:00.210
98	7.902	1:05.416	26	11.655	1:00.955	40	14.725	1:01.715	40	17.923	1:00.887	26	20.434	1:00.520
40	7.949	1:06.094	98	13.059	1:02.878	98	15.715	1:01.032	65	19.103	1:00.724	40	21.021	1:00.447
26	8.421	1:05.962	65	13.674	1:01.717	65	16.068	1:00.770	98	20.211	1:02.185	65	21.927	1:00.173
79	9.621	1:07.170	79	13.729	1:01.829	79	17.588	1:02.235	79	20.907	1:01.008	98	24.152	1:01.290
65	9.678	1:06.942	86	15.430	1:03.141	1	18.473	1:01.061	1	21.600	1:00.816	54	25.589	58.853
86	10.010	1:05.990	1	15.788	1:02.941	86	19.777	1:02.723	54	24.085	58.407	79	25.948	1:02.390
1	10.568	1:07.881	14	17.579	1:03.585	14	22.188	1:02.985	86	24.196	1:02.108	86	28.968	1:02.121
14	11.715	1:07.694	78	18.384	1:03.952	78	23.101	1:03.093	14	27.912	1:03.413	1	29.077	1:04.826
78	12.153	1:08.055	88	18.818	1:04.322	54	23.367	1:01.300	78	28.663	1:03.251	14	34.013	1:03.450
88	12.217	1:07.634	47	19.992	1:03.427	88	24.492	1:04.050	88	29.549	1:02.746	78	34.390	1:03.076
47	14.286	1:07.778	54	20.443	1:14.010	47	24.923	1:03.307	47	30.508	1:03.274	88	34.649	1:02.449
59	14.648	1:09.665	59	23.854	1:06.927	59	32.188	1:06.710	80	41.036	1:06.091	47	35.759	1:02.600
81	15.971	1:10.545	80	26.145	1:05.360	80	32.634	1:04.865	59	42.477	1:07.978	80	48.408	1:04.721
80	18.506	1:12.136	81	26.342	1:08.092	81	35.121	1:07.155	81	43.517	1:06.085	59	52.103	1:06.975
28	18.561	1:12.732	28	30.042	1:09.202	28	39.192	1:07.526	28	49.171	1:07.668	81	52.541	1:06.373
49	22.044	1:15.635	49	35.611	1:11.288	49	48.792	1:11.557						

Brands Hatch Indy  
 Circuit Length = 1.1986 miles  
 Start: 14:56 End: 15:18

Weather / Track : Cloudy / Dry

MotorsportsAds.co.uk 70s Road Sports

RACE 4 - LAP CHART

Lap 6			Lap 7			Lap 8			Lap 9			Lap 10		
No	Behind	Laptime	No	Behind	Laptime	No	Behind	Laptime	No	Behind	Laptime	No	Behind	Laptime
15		57.739	15		57.153	15		57.516	15		57.393	15		58.087
64	0.533	57.678	64	1.855	58.475	64	1.629	57.290	64	0.887	56.651	64	0.773	57.973
9	0.977	57.727	9	2.273	58.449	9	2.696	57.939	9	2.696	57.393	47	1 LAP	1:04.362
11	1.342	57.591	11	2.761	58.572	11	3.527	58.282	11	3.441	57.307	9	2.760	58.151
28	1 LAP	1:07.748	24	3.492	57.996	24	4.125	58.149	24	4.573	57.841	88	1 LAP	1:05.063
24	2.649	57.583	34	4.561	58.271	34	5.155	58.110	34	5.351	57.589	11	4.291	58.937
34	3.443	57.842	59	1 LAP	1:07.478	80	1 LAP	1:06.230	3	9.767	57.872	24	4.541	58.055
3	5.934	58.384	81	1 LAP	1:08.767	3	9.288	59.353	43	10.445	57.736	34	5.408	58.144
43	6.556	58.547	3	7.451	58.670	43	10.102	59.687	80	1 LAP	1:05.416	14	1 LAP	1:04.278
44	14.148	59.533	43	7.931	58.528	59	1 LAP	1:06.843	44	20.136	59.178	78	1 LAP	1:05.527
29	14.615	59.055	28	1 LAP	1:08.548	81	1 LAP	1:06.776	29	20.676	59.384	3	9.947	58.267
42	17.793	1:00.278	44	16.280	59.285	44	18.351	59.587	59	1 LAP	1:06.788	43	10.463	58.105
61	20.032	1:00.062	29	16.721	59.259	29	18.685	59.480	42	24.919	59.841	49	2 LAPS	1:14.820
49	1 LAP	1:12.522	42	20.270	59.630	42	22.471	59.717	81	1 LAP	1:06.866	44	20.871	58.822
40	23.899	1:00.617	61	22.739	59.860	28	1 LAP	1:07.218	61	28.631	1:00.274	80	1 LAP	1:04.544
26	24.133	1:01.438	40	26.888	1:00.142	61	25.750	1:00.527	40	32.466	1:00.369	29	21.257	58.668
65	25.198	1:01.010	26	28.121	1:01.141	40	29.490	1:00.118	54	32.940	59.128	42	26.979	1:00.147
54	26.970	59.120	65	28.695	1:00.650	54	31.205	59.759	26	35.223	1:00.738	59	1 LAP	1:06.153
98	28.286	1:01.873	54	28.962	59.145	26	31.878	1:01.273	65	35.504	1:00.492	61	31.793	1:01.249
79	29.151	1:00.942	98	32.249	1:01.116	65	32.405	1:01.226	28	1 LAP	1:10.883	81	1 LAP	1:05.942
1	32.811	1:01.473	79	33.129	1:01.131	98	36.126	1:01.393	98	40.265	1:01.532	54	33.387	58.534
86	33.550	1:02.321	1	36.085	1:00.427	79	37.518	1:01.905	79	41.174	1:01.049	40	34.714	1:00.335
14	39.926	1:03.652	86	38.456	1:02.059	1	38.979	1:00.410	1	41.840	1:00.254	26	38.066	1:00.930
88	40.095	1:03.185	49	1 LAP	1:14.883	86	42.738	1:01.798	86	46.986	1:01.641	65	38.158	1:00.741
78	40.204	1:03.553	47	48.314	1:04.583	49	1 LAP	1:11.793				98	43.829	1:01.651
47	40.884	1:02.864	88	48.575	1:05.633	47	53.359	1:02.561				79	44.332	1:01.245
80	55.131	1:04.462	14	48.576	1:05.803	88	54.320	1:03.261				1	44.526	1:00.773
			78	50.085	1:07.034	78	56.114	1:03.545				28	1 LAP	1:07.552
						14	56.709	1:05.649				86	50.668	1:01.769

Brands Hatch Indy  
 Circuit Length = 1.1986 miles  
 Start: 14:56 End: 15:18

RACE 4 - LAP CHART

Lap 11			Lap 12			Lap 13			Lap 14			Lap 15		
No	Behind	Laptime	No	Behind	Laptime	No	Behind	Laptime	No	Behind	Laptime	No	Behind	Laptime
15		58.158	15		57.902	15		57.597	64		59.021	64		58.495
64	0.355	57.740	64	0.324	57.871	64	0.481	57.754	15	0.943	1:00.445	98	1 LAP	1:02.178
9	2.465	57.863	9	2.281	57.718	86	1 LAP	1:03.410	9	1.982	58.541	79	1 LAP	1:01.908
11	4.361	58.228	11	4.108	57.649	9	2.943	58.259	11	2.081	57.618	9	2.237	58.750
24	4.743	58.360	24	5.157	58.316	11	3.965	57.454	24	4.223	58.515	11	2.719	59.133
34	7.117	59.867	34	7.085	57.870	28	2 LAPS	1:07.093	86	1 LAP	1:03.457	24	4.811	59.083
47	1 LAP	1:05.697	3	10.358	58.067	24	5.210	57.650	34	6.353	58.485	34	7.047	59.189
3	10.193	58.404	43	12.202	58.619	34	7.370	57.882	3	8.835	57.815	81	2 LAPS	1:08.089
43	11.485	59.180	47	1 LAP	1:04.273	3	10.522	57.761	28	2 LAPS	1:06.071	3	8.687	58.347
88	1 LAP	1:05.744	88	1 LAP	1:03.401	43	13.223	58.618	43	12.074	58.353	59	2 LAPS	1:08.153
78	1 LAP	1:04.720	78	1 LAP	1:03.358	47	1 LAP	1:02.646	44	24.296	59.563	86	1 LAP	1:03.077
14	1 LAP	1:06.299	14	1 LAP	1:03.425	88	1 LAP	1:02.810	47	1 LAP	1:04.378	43	12.463	58.884
44	21.640	58.927	44	22.840	59.102	44	24.235	58.992	29	26.533	1:00.722	49	3 LAPS	1:13.735
29	22.306	59.207	29	23.875	59.471	78	1 LAP	1:03.838	88	1 LAP	1:04.755	28	2 LAPS	1:05.430
49	2 LAPS	1:11.856	42	30.265	59.375	14	1 LAP	1:03.280	14	1 LAP	1:04.770	44	24.959	59.158
80	1 LAP	1:04.227	80	1 LAP	1:04.809	29	25.313	59.035	42	33.919	1:00.008	29	27.620	59.582
42	28.792	59.971	54	34.942	58.819	42	33.413	1:00.745	54	35.125	58.180	47	1 LAP	1:03.912
61	33.928	1:00.293	61	36.482	1:00.456	54	36.447	59.102	61	39.226	1:00.291	88	1 LAP	1:03.008
54	34.025	58.796	40	39.051	1:00.222	61	38.437	59.552	40	41.621	59.876	54	34.780	58.150
40	36.731	1:00.175	49	2 LAPS	1:14.484	40	41.247	59.793	80	1 LAP	1:04.054	14	1 LAP	1:03.751
59	1 LAP	1:06.174	26	44.418	1:01.106	80	1 LAP	1:05.035	26	48.834	1:00.750	42	35.725	1:00.301
81	1 LAP	1:05.806	65	45.455	1:01.227	26	47.586	1:00.765	65	49.650	1:00.817	61	40.823	1:00.092
26	41.214	1:01.306	81	1 LAP	1:05.803	65	48.335	1:00.477	1	57.589	1:00.858	40	42.921	59.795
65	42.130	1:02.130	59	1 LAP	1:07.705	98	55.876	1:02.905				26	51.029	1:00.690
98	47.170	1:01.499	98	50.568	1:01.300	1	56.233	1:02.926				80	1 LAP	1:03.569
1	47.725	1:01.357	1	50.904	1:01.081	79	56.736	1:02.724				65	51.655	1:00.500
79	48.673	1:02.499	79	51.609	1:00.838	49	2 LAPS	1:12.504						
28	1 LAP	1:05.552				81	1 LAP	1:06.375						
86	54.255	1:01.745				59	1 LAP	1:07.727						

Brands Hatch Indy  
 Circuit Length = 1.1986 miles  
 Start: 14:56 End: 15:18

RACE 4 - LAP CHART

Lap 16			Lap 17			Lap 18			Lap 19			Lap 20		
No	Behind	Laptime	No	Behind	Laptime	No	Behind	Laptime	No	Behind	Laptime	No	Behind	Laptime
64		58.430	64		58.168	64		58.345	64		58.575	64		57.664
1	1 LAP	1:01.312	9	1.760	57.855	9	1.364	57.949	26	1 LAP	1:01.116	9	0.658	57.715
9	2.073	58.266	11	2.351	57.435	11	2.136	58.130	9	0.607	57.818	14	2 LAPS	1:03.480
11	3.084	58.795	24	4.439	57.976	24	3.770	57.676	11	1.282	57.721	11	1.808	58.190
98	1 LAP	1:02.152	1	1 LAP	1:00.781	80	2 LAPS	1:06.027	24	3.614	58.419	24	4.298	58.348
24	4.631	58.250	34	6.969	58.493	1	1 LAP	1:00.899	3	7.200	58.421	26	1 LAP	1:02.927
79	1 LAP	1:02.501	98	1 LAP	1:01.416	3	7.354	57.964	34	8.351	59.544	3	7.031	57.495
34	6.644	58.027	3	7.735	57.621	34	7.382	58.758	1	1 LAP	1:01.793	34	9.333	58.646
3	8.282	58.025	79	1 LAP	1:01.266	98	1 LAP	1:02.323	80	2 LAPS	1:05.610	1	1 LAP	1:01.594
43	14.643	1:00.610	43	15.347	58.872	79	1 LAP	1:02.270	98	1 LAP	1:01.510	49	4 LAPS	1:16.110
86	1 LAP	1:03.590	86	1 LAP	1:02.194	43	17.000	59.998	79	1 LAP	1:01.430	43	17.675	58.636
59	2 LAPS	1:05.935	59	2 LAPS	1:04.259	86	1 LAP	1:02.397	43	16.703	58.278	98	1 LAP	1:01.450
81	2 LAPS	1:08.748	81	2 LAPS	1:04.975	59	2 LAPS	1:04.416	86	1 LAP	1:02.078	79	1 LAP	1:01.621
28	2 LAPS	1:05.116	44	27.598	59.985	44	29.496	1:00.243	44	30.667	59.746	80	2 LAPS	1:04.486
44	25.781	59.252	29	30.274	1:00.086	29	33.504	1:01.575	29	34.634	59.705	86	1 LAP	1:02.304
49	3 LAPS	1:13.717	28	2 LAPS	1:06.616	81	2 LAPS	1:08.919	59	2 LAPS	1:05.328	44	32.495	59.492
29	28.356	59.166	54	36.213	58.683	54	37.062	59.194	54	36.979	58.492	29	35.569	58.599
54	35.698	59.348	49	3 LAPS	1:09.151	28	2 LAPS	1:05.616	42	43.383	59.919	54	38.179	58.864
47	1 LAP	1:04.137	42	39.747	1:00.191	42	42.039	1:00.637	81	2 LAPS	1:08.088	59	2 LAPS	1:04.431
88	1 LAP	1:04.168	47	1 LAP	1:03.417	61	48.001	1:00.760	28	2 LAPS	1:06.284	42	45.572	59.853
42	37.724	1:00.429	88	1 LAP	1:04.070	40	49.590	1:01.535	61	49.635	1:00.209	40	53.423	1:00.078
14	1 LAP	1:04.395	61	45.586	1:00.919	47	1 LAP	1:05.625	40	51.009	59.994	61	54.185	1:02.214
61	42.835	1:00.442	40	46.400	1:00.002	88	1 LAP	1:06.399	47	1 LAP	1:03.349	81	2 LAPS	1:07.268
40	44.566	1:00.075	14	1 LAP	1:03.947	14	1 LAP	1:04.770	88	1 LAP	1:03.451	28	2 LAPS	1:04.733
26	53.020	1:00.421	26	56.125	1:01.273	49	3 LAPS	1:14.009						
65	53.688	1:00.463												
80	1 LAP	1:04.276												

Brands Hatch Indy  
 Circuit Length = 1.1986 miles  
 Start: 14:56 End: 15:18

RACE 4 - LAP CHART

Lap 21		
No	Behind	Laptime
64		58.672
9	0.211	58.225
11	1.837	58.701
47	2 LAPS	1:05.838
24	5.032	59.406
88	2 LAPS	1:05.806
14	2 LAPS	1:04.839
3	7.057	58.698
26	1 LAP	1:01.209
34	8.765	58.104
1	1 LAP	1:00.970
43	16.994	57.991
98	1 LAP	1:00.884
79	1 LAP	1:00.892
80	2 LAPS	1:04.496
49	4 LAPS	1:11.436
44	34.196	1:00.373
86	1 LAP	1:02.556
29	36.340	59.443
54	37.866	58.359
42	47.127	1:00.227
59	2 LAPS	1:03.698
40	55.064	1:00.313
61	56.339	1:00.826
81	2 LAPS	1:07.326

**Classic Racing Cars supported by Chartland Properties**  
**QUALIFYING - CLASSIFICATION**

POS	NO	CL	NAME	ENTRY	TIME	ON	LAPS	GAP	DIFF	KPH
1	22	E2	Ian GRAY	Brabham BT16	52.262	8	14			132.87
2	64	E4	Frank LYONS	Merlyn Mk10	52.725	8	14	0.463	0.463	131.70
3	51	E2	Anthony ROSS	Lotus 59	52.960	10	14	0.698	0.235	131.12
4	21	E2	Neil BOWMAN	Macon MR6	54.002	11	11	1.740	1.042	128.59
5	95	F	Michael LYONS	Merlyn Mk11A	54.308	14	14	2.046	0.306	127.87
6	7	E2	Roger BEVAN	Brabham BT21A	54.893	11	11	2.631	0.585	126.50
7	1	E2	Cliff GIDDENS	Brabham BT16	55.076	9	12	2.814	0.183	126.08
8	9	C	Anthony GODDARD	Merlyn Mk9	55.365	10	12	3.103	0.289	125.42
9	6	F	Neil DAVIES	Lotus 61MX	55.517	9	12	3.255	0.152	125.08
10	65	F	Lee DWYER	Merlyn Mk11a	55.533	14	14	3.271	0.016	125.04
11	52	B	James CLARIDGE	Lola MK5a	55.783	9	12	3.521	0.250	124.48
12	73	E2	John RAND	Palliser WDB2	56.246	10	10	3.984	0.463	123.46
13	68	E4	Michael SCOTT	Brabham BT30	56.509	4	4	4.247	0.263	122.89
14	57	F	David WILD	Lola T200	56.681	9	12	4.419	0.172	122.51
15	66	F	Gregory THORNTON	Titan Mk4	57.192	9	12	4.930	0.511	121.42
16	18	E2	Ryan DELANE	Brabham BT18	58.121	4	12	5.859	0.929	119.48
17	32	E2	Julian JUDD	Jovis	58.343	4	12	6.081	0.222	119.02
18	97	B	David BROWN	Brabham BT6	59.878	4	12	7.616	1.535	115.97
19	41	A	John HUTCHISON	Lotus 18	1:00.203	9	12	7.941	0.325	115.34
20	93	B	Rudolf ERNST	Lotus 22	1:00.736	7	11	8.474	0.533	114.33
21	54	F	Jackie MEEK	Merlyn Mk20A	1:02.832	5	7	10.570	2.096	110.52
22	72	B	David CROWTHER	Lotus 22	1:04.301	7	10	12.039	1.469	107.99

Casr 7 and 32 - No Working Transponder - -Car 73 - Transponder stopped working

Weather / Track : Cloudy / Dry

These results are provisional until the conclusion of any judicial and technical matters.

Brands Hatch Indy  
 Circuit Length = 1929 metres  
 Start: 10:46 End: 11:07

Clerk of Course :		Timekeeper :
-------------------	--	--------------

# Classic Racing Cars supported by Chartland Properties

## QUALIFYING - LAP ANALYSIS

<b>1</b>	<b>Cliff GIDDENS</b>		<b>Brabham BT16</b>				
1 -	59.926	+ 4.850	10:48:50.351	<b>7</b>	55.586	+ 0.510	11:02:00.856
2 -	1:00.788	+ 5.712	10:49:51.139	<b>8</b>	55.668	+ 0.592	11:02:56.524
3 -	58.736	+ 3.660	10:50:49.875	<b>9</b>	<b>55.076</b>		11:03:51.600
4 -	55.910	+ 0.834	10:51:45.785	<b>10</b>	56.089	+ 1.013	11:04:47.689
5 -	8:23.225	+ 7:28.149	11:00:09.010	<b>11</b>	58.586	+ 3.510	11:05:46.275
6 -	56.260	+ 1.184	11:01:05.270	<b>12</b>	1:02.518	+ 7.442	11:06:48.793
<b>6</b>	<b>Neil DAVIES</b>		<b>Lotus 61MX</b>				
1 -	59.305	+ 3.788	10:48:56.845	<b>7</b>	55.994	+ 0.477	11:02:02.708
2 -	57.807	+ 2.290	10:49:54.652	<b>8</b>	55.599	+ 0.082	11:02:58.307
3 -	56.919	+ 1.402	10:50:51.571	<b>9</b>	<b>55.517</b>		11:03:53.824
4 -	56.163	+ 0.646	10:51:47.734	<b>10</b>	57.470	+ 1.953	11:04:51.294
5 -	8:22.222	+ 7:26.705	11:00:09.956	<b>11</b>	55.792	+ 0.275	11:05:47.086
6 -	56.758	+ 1.241	11:01:06.714	<b>12</b>	1:01.240	+ 5.723	11:06:48.326
<b>7</b>	<b>Roger BEVAN</b>		<b>Brabham BT21A</b>				
1 -	1:02.480	+ 7.587	10:49:03.356	<b>7</b>	56.675	+ 1.782	11:03:07.406
2 -	1:01.449	+ 6.556	10:50:04.805	<b>8</b>	56.141	+ 1.248	11:04:03.547
3 -	1:52.839	+ 57.946	10:51:57.644	<b>9</b>	56.102	+ 1.209	11:04:59.649
4 -	8:15.851	+ 7:20.958	11:00:13.495	<b>10</b>	55.618	+ 0.725	11:05:55.267
5 -	58.186	+ 3.293	11:01:11.681	<b>11</b>	<b>54.893</b>		11:06:50.160
6 -	59.050	+ 4.157	11:02:10.731				
<b>9</b>	<b>Anthony GODDARD</b>		<b>Merlyn Mk9</b>				
1 -	1:00.289	+ 4.924	10:49:01.681	<b>7</b>	56.251	+ 0.886	11:02:28.474
2 -	58.594	+ 3.229	10:50:00.275	<b>8</b>	57.170	+ 1.805	11:03:25.644
3 -	56.928	+ 1.563	10:50:57.203	<b>9</b>	56.130	+ 0.765	11:04:21.774
4 -	56.356	+ 0.991	10:51:53.559	<b>10</b>	<b>55.365</b>		11:05:17.139
5 -	8:42.410	+ 7:47.045	11:00:35.969	<b>11</b>	56.726	+ 1.361	11:06:13.865
6 -	56.254	+ 0.889	11:01:32.223	<b>12</b>	55.764	+ 0.399	11:07:09.629
<b>18</b>	<b>Ryan DELANE</b>		<b>Brabham BT18</b>				
1 -	1:03.978	+ 5.857	10:49:01.200	<b>7</b>	1:01.600	+ 3.479	11:02:02.962
2 -	1:04.110	+ 5.989	10:50:05.310	<b>8</b>	58.518	+ 0.397	11:03:01.480
3 -	1:02.589	+ 4.468	10:51:07.899	<b>9</b>	58.397	+ 0.276	11:03:59.877
4 -	<b>58.121</b>		<b>10:52:06.020</b>	<b>10</b>	58.616	+ 0.495	11:04:58.493
5 -	7:51.156	+ 6:53.035	10:59:57.176	<b>11</b>	59.821	+ 1.700	11:05:58.314
6 -	1:04.186	+ 6.065	11:01:01.362	<b>12</b>	58.804	+ 0.683	11:06:57.118
<b>21</b>	<b>Neil BOWMAN</b>		<b>Macon MR6</b>				
1 -	56.764	+ 2.762	10:49:08.305	<b>7</b>	55.470	+ 1.468	11:03:43.548
2 -	1:05.893	+ 11.891	10:50:14.198	<b>8</b>	54.564	+ 0.562	11:04:38.112
3 -	55.636	+ 1.634	10:51:09.834	<b>9</b>	58.273	+ 4.271	11:05:36.385
4 -	1:00.274	+ 6.272	10:52:10.108	<b>10</b>	56.028	+ 2.026	11:06:32.413
5 -	9:41.314	+ 8:47.312	11:01:51.422	<b>11</b>	<b>54.002</b>		11:07:26.415
6 -	56.656	+ 2.654	11:02:48.078				
<b>22</b>	<b>Ian GRAY</b>		<b>Brabham BT16</b>				
1 -	55.664	+ 3.402	10:48:37.655	<b>8</b>	<b>52.262</b>		11:01:44.612
2 -	55.479	+ 3.217	10:49:33.134	<b>9</b>	54.133	+ 1.871	11:02:38.745
3 -	56.336	+ 4.074	10:50:29.470	<b>10</b>	53.089	+ 0.827	11:03:31.834
4 -	54.785	+ 2.523	10:51:24.255	<b>11</b>	53.663	+ 1.401	11:04:25.497
5 -	52.995	+ 0.733	10:52:17.250	<b>12</b>	52.757	+ 0.495	11:05:18.254
6 -	7:41.766	+ 6:49.504	10:59:59.016	<b>13</b>	58.273	+ 6.011	11:06:16.527
7 -	53.334	+ 1.072	11:00:52.350	<b>14</b>	56.025	+ 3.763	11:07:12.552
<b>32</b>	<b>Julian JUDD</b>		<b>Jovis</b>				
1 -	1:04.337	+ 5.994	10:49:21.139	<b>7</b>	1:01.095	+ 2.752	11:02:11.555
2 -	1:08.758	+ 10.415	10:50:29.897	<b>8</b>	1:01.548	+ 3.205	11:03:13.103
3 -	1:06.880	+ 8.537	10:51:36.777	<b>9</b>	1:00.250	+ 1.907	11:04:13.353
4 -	<b>58.343</b>		<b>10:52:35.120</b>	<b>10</b>	1:02.128	+ 3.785	11:05:15.481
5 -	7:34.835	+ 6:36.492	11:00:09.955	<b>11</b>	1:00.285	+ 1.942	11:06:15.766

Brands Hatch Indy  
Circuit Length = 1929 metres  
Start: 10:46 End: 11:07

Weather / Track : Cloudy / Dry



# Classic Racing Cars supported by Chartland Properties

## QUALIFYING - LAP ANALYSIS

6 -	1:00.505	+ 2.162	11:01:10.460	12	1:03.136	+ 4.793	11:07:18.902
<b>41</b>	<b>John HUTCHISON</b>			Lotus 18			
1 -	1:03.166	+ 2.963	10:49:02.204	7	1:01.548	+ 1.345	11:02:11.514
2 -	1:01.632	+ 1.429	10:50:03.836	8	1:01.111	+ 0.908	11:03:12.625
3 -	1:03.908	+ 3.705	10:51:07.744	9	<b>1:00.203</b>		11:04:12.828
4 -	1:02.913	+ 2.710	10:52:10.657	10	1:02.654	+ 2.451	11:05:15.482
5 -	7:57.370	+ 6:57.167	11:00:08.027	11	1:02.284	+ 2.081	11:06:17.766
6 -	1:01.939	+ 1.736	11:01:09.966	12	1:00.540	+ 0.337	11:07:18.306
<b>51</b>	<b>Anthony ROSS</b>			Lotus 59			
1 -	55.581	+ 2.621	10:48:39.517	8	54.193	+ 1.233	11:01:48.355
2 -	55.515	+ 2.555	10:49:35.032	9	53.319	+ 0.359	11:02:41.674
3 -	55.427	+ 2.467	10:50:30.459	10	<b>52.960</b>		11:03:34.634
4 -	55.151	+ 2.191	10:51:25.610	11	55.749	+ 2.789	11:04:30.383
5 -	54.152	+ 1.192	10:52:19.762	12	53.700	+ 0.740	11:05:24.083
6 -	7:40.160	+ 6:47.200	10:59:59.922	13	1:00.818	+ 7.858	11:06:24.901
7 -	54.240	+ 1.280	11:00:54.162	14	56.924	+ 3.964	11:07:21.825
<b>52</b>	<b>James CLARIDGE</b>			Lola MK5a			
1 -	1:00.408	+ 4.625	10:48:58.817	7	57.932	+ 2.149	11:02:22.796
2 -	57.704	+ 1.921	10:49:56.521	8	55.869	+ 0.086	11:03:18.665
3 -	57.347	+ 1.564	10:50:53.868	9	<b>55.783</b>		11:04:14.448
4 -	57.824	+ 2.041	10:51:51.692	10	59.064	+ 3.281	11:05:13.512
5 -	8:35.925	+ 7:40.142	11:00:27.617	11	57.512	+ 1.729	11:06:11.024
6 -	57.247	+ 1.464	11:01:24.864	12	56.085	+ 0.302	11:07:07.109
<b>54</b>	<b>Jackie MEEK</b>			Merlyn Mk20A			
1 -	1:04.347	+ 1.515	10:49:22.458	5	<b>1:02.832</b>		11:01:35.315
2 -	1:08.606	+ 5.774	10:50:31.064	6	1:07.689	+ 4.857	11:02:43.004
3 -	1:10.184	+ 7.352	10:51:41.248	7	1:03.903	+ 1.071	11:03:46.907
4 -	8:51.235	+ 7:48.403	11:00:32.483				
<b>57</b>	<b>David WILD</b>			Lola T200			
1 -	58.677	+ 1.996	10:49:04.966	7	57.360	+ 0.679	11:02:20.636
2 -	1:00.720	+ 4.039	10:50:05.686	8	56.975	+ 0.294	11:03:17.611
3 -	59.331	+ 2.650	10:51:05.017	9	<b>56.681</b>		11:04:14.292
4 -	57.396	+ 0.715	10:52:02.413	10	59.104	+ 2.423	11:05:13.396
5 -	8:23.191	+ 7:26.510	11:00:25.604	11	57.276	+ 0.595	11:06:10.672
6 -	57.672	+ 0.991	11:01:23.276	12	56.706	+ 0.025	11:07:07.378
<b>64</b>	<b>Frank LYONS</b>			Merlyn Mk10			
1 -	56.450	+ 3.725	10:48:56.054	8	<b>52.725</b>		11:01:49.555
2 -	55.759	+ 3.034	10:49:51.813	9	53.124	+ 0.399	11:02:42.679
3 -	54.694	+ 1.969	10:50:46.507	10	52.795	+ 0.070	11:03:35.474
4 -	55.212	+ 2.487	10:51:41.719	11	54.064	+ 1.339	11:04:29.538
5 -	54.112	+ 1.387	10:52:35.831	12	54.179	+ 1.454	11:05:23.717
6 -	7:27.492	+ 6:34.767	11:00:03.323	13	53.875	+ 1.150	11:06:17.592
7 -	53.507	+ 0.782	11:00:56.830	14	53.912	+ 1.187	11:07:11.504
<b>65</b>	<b>Lee DWYER</b>			Merlyn Mk11a			
1 -	57.435	+ 1.902	10:48:53.274	8	56.667	+ 1.134	11:01:58.822
2 -	56.789	+ 1.256	10:49:50.063	9	55.706	+ 0.173	11:02:54.528
3 -	56.680	+ 1.147	10:50:46.743	10	55.686	+ 0.153	11:03:50.214
4 -	56.975	+ 1.442	10:51:43.718	11	55.982	+ 0.449	11:04:46.196
5 -	56.795	+ 1.262	10:52:40.513	12	55.633	+ 0.100	11:05:41.829
6 -	7:25.266	+ 6:29.733	11:00:05.779	13	55.939	+ 0.406	11:06:37.768
7 -	56.376	+ 0.843	11:01:02.155	14	<b>55.533</b>		11:07:33.301
<b>66</b>	<b>Gregory THORNTON</b>			Titan Mk4			
1 -	59.143	+ 1.951	10:49:06.182	7	58.223	+ 1.031	11:02:24.375
2 -	1:01.865	+ 4.673	10:50:08.047	8	57.361	+ 0.169	11:03:21.736
3 -	59.248	+ 2.056	10:51:07.295	9	<b>57.192</b>		11:04:18.928
4 -	57.312	+ 0.120	10:52:04.607	10	58.088	+ 0.896	11:05:17.016

Brands Hatch Indy  
Circuit Length = 1929 metres  
Start: 10:46 End: 11:07

Weather / Track : Cloudy / Dry


# Classic Racing Cars supported by Chartland Properties

## QUALIFYING - LAP ANALYSIS

5 -	8:22.866	+ 7:25.674	11:00:27.473	11	58.751	+ 1.559	11:06:15.767
6 -	58.679	+ 1.487	11:01:26.152	12	58.102	+ 0.910	11:07:13.869
<b>68</b>	<b>Michael SCOTT</b>		Brabham BT30				
1 -	58.267	+ 1.758	10:49:02.424	3	56.986	+ 0.477	10:50:57.966
2 -	58.556	+ 2.047	10:50:00.980	4	<b>56.509</b>		10:51:54.475
<b>72</b>	<b>David CROWTHER</b>		Lotus 22				
1 -	1:07.279	+ 2.978	10:49:20.596	6	1:05.511	+ 1.210	11:02:27.465
2 -	1:08.095	+ 3.794	10:50:28.691	7	<b>1:04.301</b>		11:03:31.766
3 -	1:06.858	+ 2.557	10:51:35.549	8	1:05.453	+ 1.152	11:04:37.219
4 -	8:40.856	+ 7:36.555	11:00:16.405	9	1:05.803	+ 1.502	11:05:43.022
5 -	1:05.549	+ 1.248	11:01:21.954	10	1:05.376	+ 1.075	11:06:48.398
<b>73</b>	<b>John RAND</b>		Palliser WDB2				
1 -	59.863	+ 3.617	10:49:03.794	6	56.768	+ 0.522	11:02:12.476
2 -	2:00.154	+ 1:03.908	10:51:03.948	7	1:55.277	+ 59.031	11:04:07.753
3 -	57.611	+ 1.365	10:52:01.559	8	57.233	+ 0.987	11:05:04.986
4 -	8:17.534	+ 7:21.288	11:00:19.093	9	56.511	+ 0.265	11:06:01.497
5 -	56.615	+ 0.369	11:01:15.708	10	<b>56.246</b>		11:06:57.743
<b>93</b>	<b>Rudolf ERNST</b>		Lotus 22				
1 -	1:20.905	+ 20.169	10:49:42.235	7	<b>1:00.736</b>		11:03:31.333
2 -	1:03.545	+ 2.809	10:50:45.780	8	1:02.577	+ 1.841	11:04:33.910
3 -	1:07.444	+ 6.708	10:51:53.224	9	1:03.836	+ 3.100	11:05:37.746
4 -	8:31.693	+ 7:30.957	11:00:24.917	10	1:04.662	+ 3.926	11:06:42.408
5 -	1:03.878	+ 3.142	11:01:28.795	11	1:01.833	+ 1.097	11:07:44.241
6 -	1:01.802	+ 1.066	11:02:30.597				
<b>95</b>	<b>Michael LYONS</b>		Merlyn Mk11A				
1 -	58.115	+ 3.807	10:48:52.739	8	55.277	+ 0.969	11:01:52.511
2 -	58.972	+ 4.664	10:49:51.711	9	55.067	+ 0.759	11:02:47.578
3 -	56.343	+ 2.035	10:50:48.054	10	55.870	+ 1.562	11:03:43.448
4 -	55.671	+ 1.363	10:51:43.725	11	54.582	+ 0.274	11:04:38.030
5 -	55.630	+ 1.322	10:52:39.355	12	58.690	+ 4.382	11:05:36.720
6 -	7:22.328	+ 6:28.020	11:00:01.683	13	55.335	+ 1.027	11:06:32.055
7 -	55.551	+ 1.243	11:00:57.234	14	<b>54.308</b>		11:07:26.363
<b>97</b>	<b>David BROWN</b>		Brabham BT6				
1 -	1:03.411	+ 3.533	10:48:58.971	7	1:00.630	+ 0.752	11:02:09.900
2 -	1:01.592	+ 1.714	10:50:00.563	8	1:01.061	+ 1.183	11:03:10.961
3 -	1:01.325	+ 1.447	10:51:01.888	9	1:00.562	+ 0.684	11:04:11.523
4 -	<b>59.878</b>		<b>10:52:01.766</b>	10	1:01.575	+ 1.697	11:05:13.098
5 -	8:04.410	+ 7:04.532	11:00:06.176	11	1:01.926	+ 2.048	11:06:15.024
6 -	1:03.094	+ 3.216	11:01:09.270	12	1:02.287	+ 2.409	11:07:17.311

# Classic Racing Cars supported by Chartland Properties

## RACE 5 - GRID

ROW 11	1:02.832 54 Jackie MEEK	1:04.301 72 David CROWTHER
ROW 10	1:00.203 41 John HUTCHISON	1:00.736 93 Rudolf ERNST
ROW 9	58.343 32 Julian JUDD	59.878 97 David BROWN
ROW 8	57.192 66 Gregory THORNTON	58.121 18 Ryan DELANE
ROW 7	56.509 68 Michael SCOTT	56.681 57 David WILD
ROW 6	55.783 52 James CLARIDGE	56.246 73 John RAND
ROW 5	55.517 6 Neil DAVIES	55.533 65 Lee DWYER
ROW 4	55.076 1 Cliff GIDDENS	55.365 9 Anthony GODDARD
ROW 3	54.308 95 Michael LYONS	54.893 7 Roger BEVAN
ROW 2	52.960 51 Anthony ROSS	54.002 21 Neil BOWMAN
ROW 1	52.262 22 Ian GRAY	52.725 64 Frank LYONS
<b>Pole</b>		
		


Weather / Track : Cloudy / Dry

Brands Hatch Indy  
Circuit Length = 1929 metres

Clerk of Course :		Timekeeper :

**Classic Racing Cars supported by Chartland Properties**

**RACE 5 Re Start - GRID**

ROW 10	21 Neil BOWMAN	72 David CROWTHER
ROW 9	93 Rudolf ERNST	41 John HUTCHISON
ROW 8	32 Julian JUDD	18 Ryan DELANE
ROW 7	7 Roger BEVAN	66 Gregory THORNTON
ROW 6	57 David WILD	1 Cliff GIDDENS
ROW 5	73 John RAND	52 James CLARIDGE
ROW 4	6 Neil DAVIES	65 Lee DWYER
ROW 3	68 Michael SCOTT	95 Michael LYONS
ROW 2	51 Anthony ROSS	64 Frank LYONS
ROW 1	22 Ian GRAY	
<b>Pole</b>		
		

Weather / Track : Cloudy / Dry

Brands Hatch Indy  
Circuit Length = 1.1986 miles

Clerk of Course :		Timekeeper :
-------------------	--	--------------

# Historic Road Sports inc JEC Jaguar XK Championship

## QUALIFYING - CLASSIFICATION

POS	NO	CL	NAME	ENTRY	TIME	ON	LAPS	GAP	DIFF	KPH
1	1	C	Dave RANDALL	Ginetta G4	56.666	9	12			122.54
2	69	C	Andy SHEPHERD	Lotus Seven S2	56.874	8	13	0.208	0.208	122.10
3	52	B	Justin MURPHY	Milano GT Mk1	57.351	10	11	0.685	0.477	121.08
4	46	C	Paul TOOMS	Lotus Elan S4	57.383	10	13	0.717	0.032	121.01
5	2	D	Robert BARRIE	Porsche 911S	57.567	5	10	0.901	0.184	120.63
6	54	C	Martin HALLIDAY	Lotus Seven S3	57.688	10	13	1.022	0.121	120.37
7	32	E	Josh SADLER	Ginetta G4	58.086	9	12	1.420	0.398	119.55
8	63	B	Colin SHARP	Triumph TR4A	59.313	7	12	2.647	1.227	117.08
9	71	E	Dick COFFEY	Turner Mk1	59.653	5	7	2.987	0.340	116.41
10	23	C	Geoff SIZZEY	Turner Mk3	1:01.466	7	12	4.800	1.813	112.97
11	44	B	David KIRBY	Triumph TR6	1:01.489	10	11	4.823	0.023	112.93
12	72	E	Jim GATHERCOLE	MG Midget	1:01.624	3	6	4.958	0.135	112.68
13	66	B	Mark HOBLE	Morgan Plus 4	1:01.673	7	11	5.007	0.049	112.60
14	33	D	Michael MASTERS	Porsche 911	1:01.868	8	10	5.202	0.195	112.24
15	7	B	Brian Arculus	Triumph TR3A	1:01.958	2	9	5.292	0.090	112.08
16	22	F	John FITZGERALD	Turner Mk2	1:02.218	10	11	5.552	0.260	111.61
17	47	D	Peter TOGNOLA	Porsche 911	1:02.221	2	5	5.555	0.003	111.60
18	10	E	Peter BORNHAUSER	Ginetta G15	1:02.449	10	10	5.783	0.228	111.20
19	5	INV	James NAIRN	Alfa Romeo 2000GTV	1:02.521	4	5	5.855	0.072	111.07
20	26	D	Melvin FLOYD	Fiat 124 Sports Coupe	1:03.446	10	10	6.780	0.925	109.45
21	21	D	Rebecca RUFF	Porsche 911	1:04.497	9	10	7.831	1.051	107.67
22	60	D	Dickon PARNELL	Triumph GT6 Mk2	1:04.947	5	10	8.281	0.450	106.92
23	37	D	Mervyn SELWYN	Porsche 911S	1:04.951	10	10	8.285	0.004	106.91
24	83	F	Daniel WOOD	JWF Italia	1:06.056	8	10	9.390	1.105	105.12
25	88	B	Andrew SOMERVILLE	Triumph TR4	1:08.161	8	10	11.495	2.105	101.88
26	75	E	Pat ARCULUS	Lotus Elite	1:09.273	5	10	12.607	1.112	100.24
27	41	E	Spencer ARNOLD	Fairthorpe Electron Minor Mk2	1:09.304	7	10	12.638	0.031	100.20

Cars 2/60/72 no working Transponder

Weather / Track : Cloudy / Dry

These results are provisional until the conclusion of any judicial and technical matters.

Brands Hatch Indy  
Circuit Length = 1929 metres  
Start: 11:12 End: 11:32

Clerk of Course :	Timekeeper :
-------------------	--------------

# Historic Road Sports inc JEC Jaguar XK Championship

## QUALIFYING - LAP ANALYSIS

<b>1</b>	<b>Dave RANDALL</b>		<b>Ginetta G4</b>				
1 -	7:07.881	+ 6:11.215	11:21:32.666	<b>7</b>	56.813	+ 0.147	11:27:22.794
2 -	57.736	+ 1.070	11:22:30.402	<b>8</b>	57.418	+ 0.752	11:28:20.212
3 -	58.381	+ 1.715	11:23:28.783	<b>9</b>	<b>56.666</b>		11:29:16.878
4 -	1:00.053	+ 3.387	11:24:28.836	<b>10</b>	57.272	+ 0.606	11:30:14.150
5 -	58.454	+ 1.788	11:25:27.290	<b>11</b>	1:01.178	+ 4.512	11:31:15.328
6 -	58.691	+ 2.025	11:26:25.981	<b>12</b>	57.198	+ 0.532	11:32:12.526
<b>2</b>	<b>Robert BARRIE</b>		<b>Porsche 911S</b>				
1 -	7:53.200	+ 6:55.633	11:22:03.949	<b>6</b>	59.554	+ 1.987	11:27:06.951
2 -	1:02.271	+ 4.704	11:23:06.220	<b>7</b>	58.963	+ 1.396	11:28:05.914
3 -	1:01.115	+ 3.548	11:24:07.335	<b>8</b>	59.664	+ 2.097	11:29:05.578
4 -	1:02.495	+ 4.928	11:25:09.830	<b>9</b>	1:00.431	+ 2.864	11:30:06.009
5 -	<b>57.567</b>		<b>11:26:07.397</b>	<b>10</b>	59.539	+ 1.972	11:31:05.548
<b>5</b>	<b>James NAIRN</b>		<b>Alfa Romeo 2000GTV</b>				
1 -	1:02.651	+ 0.130	11:22:37.679	<b>4</b>	<b>1:02.521</b>		11:25:50.352
2 -	1:05.228	+ 2.707	11:23:42.907	<b>5</b>	1:03.336	+ 0.815	11:26:53.688
3 -	1:04.924	+ 2.403	11:24:47.831				
<b>7</b>	<b>Brian Arculus</b>		<b>Triumph TR3A</b>				
1 -	7:15.023	+ 6:13.065	11:21:35.937	<b>6</b>	1:02.790	+ 0.832	11:26:52.003
2 -	<b>1:01.958</b>		<b>11:22:37.895</b>	<b>7</b>	1:02.961	+ 1.003	11:27:54.964
3 -	1:03.917	+ 1.959	11:23:41.812	<b>8</b>	1:02.531	+ 0.573	11:28:57.495
4 -	1:04.612	+ 2.654	11:24:46.424	<b>9</b>	1:02.397	+ 0.439	11:29:59.892
5 -	1:02.789	+ 0.831	11:25:49.213				
<b>10</b>	<b>Peter BORNHAUSER</b>		<b>Ginetta G15</b>				
1 -	8:04.472	+ 7:02.023	11:22:06.490	<b>6</b>	1:03.978	+ 1.529	11:27:31.036
2 -	1:04.790	+ 2.341	11:23:11.280	<b>7</b>	1:04.549	+ 2.100	11:28:35.585
3 -	1:05.222	+ 2.773	11:24:16.502	<b>8</b>	1:04.074	+ 1.625	11:29:39.659
4 -	1:06.146	+ 3.697	11:25:22.648	<b>9</b>	1:03.057	+ 0.608	11:30:42.716
5 -	1:04.410	+ 1.961	11:26:27.058	<b>10</b>	<b>1:02.449</b>		11:31:45.165
<b>21</b>	<b>Rebecca RUFF</b>		<b>Porsche 911</b>				
1 -	8:06.595	+ 7:02.098	11:22:23.161	<b>6</b>	1:05.464	+ 0.967	11:27:53.205
2 -	1:07.820	+ 3.323	11:23:30.981	<b>7</b>	1:06.225	+ 1.728	11:28:59.430
3 -	1:05.002	+ 0.505	11:24:35.983	<b>8</b>	1:09.282	+ 4.785	11:30:08.712
4 -	1:06.243	+ 1.746	11:25:42.226	<b>9</b>	<b>1:04.497</b>		11:31:13.209
5 -	1:05.515	+ 1.018	11:26:47.741	<b>10</b>	1:06.947	+ 2.450	11:32:20.156
<b>22</b>	<b>John FITZGERALD</b>		<b>Turner Mk2</b>				
1 -	7:15.187	+ 6:12.969	11:21:39.305	<b>7</b>	1:02.672	+ 0.454	11:27:57.461
2 -	1:03.601	+ 1.383	11:22:42.906	<b>8</b>	1:02.375	+ 0.157	11:28:59.836
3 -	1:03.358	+ 1.140	11:23:46.264	<b>9</b>	1:02.733	+ 0.515	11:30:02.569
4 -	1:02.643	+ 0.425	11:24:48.907	<b>10</b>	<b>1:02.218</b>		11:31:04.787
5 -	1:03.096	+ 0.878	11:25:52.003	<b>11</b>	1:02.739	+ 0.521	11:32:07.526
6 -	1:02.786	+ 0.568	11:26:54.789				
<b>23</b>	<b>Geoff SIZZEY</b>		<b>Turner Mk3</b>				
1 -	1:06.411	+ 4.945	11:14:54.780	<b>7</b>	<b>1:01.466</b>		11:27:13.510
2 -	7:02.235	+ 6:00.769	11:21:57.015	<b>8</b>	1:01.982	+ 0.516	11:28:15.492
3 -	1:04.776	+ 3.310	11:23:01.791	<b>9</b>	1:02.254	+ 0.788	11:29:17.746
4 -	1:03.365	+ 1.899	11:24:05.156	<b>10</b>	1:02.354	+ 0.888	11:30:20.100
5 -	1:04.901	+ 3.435	11:25:10.057	<b>11</b>	1:04.243	+ 2.777	11:31:24.343
6 -	1:01.987	+ 0.521	11:26:12.044	<b>12</b>	1:18.109	+ 16.643	11:32:42.452
<b>26</b>	<b>Melvin FLOYD</b>		<b>Fiat 124 Sports Coupe</b>				
1 -	7:59.727	+ 6:56.281	11:22:09.792	<b>6</b>	1:03.881	+ 0.435	11:27:33.281
2 -	1:04.173	+ 0.727	11:23:13.965	<b>7</b>	1:03.835	+ 0.389	11:28:37.116
3 -	1:04.487	+ 1.041	11:24:18.452	<b>8</b>	1:03.786	+ 0.340	11:29:40.902
4 -	1:05.344	+ 1.898	11:25:23.796	<b>9</b>	1:03.683	+ 0.237	11:30:44.585
5 -	1:05.604	+ 2.158	11:26:29.400	<b>10</b>	<b>1:03.446</b>		11:31:48.031

Brands Hatch Indy  
Circuit Length = 1929 metres  
Start: 11:12 End: 11:32

Weather / Track : Cloudy / Dry

# Historic Road Sports inc JEC Jaguar XK Championship

## QUALIFYING - LAP ANALYSIS

<b>32</b>	<b>Josh SADLER</b>		<b>Ginetta G4</b>				
1 -	1:02.368	+ 4.282	11:14:51.943	<b>7</b>	58.610	+ 0.524	11:26:41.144
2 -	6:55.672	+ 5:57.586	11:21:47.615	<b>8</b>	59.024	+ 0.938	11:27:40.168
3 -	58.390	+ 0.304	11:22:46.005	<b>9</b>	<b>58.086</b>		11:28:38.254
4 -	58.885	+ 0.799	11:23:44.890	<b>10</b>	58.341	+ 0.255	11:29:36.595
5 -	58.740	+ 0.654	11:24:43.630	<b>11</b>	58.522	+ 0.436	11:30:35.117
6 -	58.904	+ 0.818	11:25:42.534	<b>12</b>	58.454	+ 0.368	11:31:33.571
<b>33</b>	<b>Michael MASTERS</b>		<b>Porsche 911</b>				
1 -	8:04.508	+ 7:02.640	11:22:23.363	<b>6</b>	1:05.039	+ 3.171	11:27:44.815
2 -	1:03.042	+ 1.174	11:23:26.405	<b>7</b>	1:03.418	+ 1.550	11:28:48.233
3 -	1:04.253	+ 2.385	11:24:30.658	<b>8</b>	<b>1:01.868</b>		11:29:50.101
4 -	1:03.783	+ 1.915	11:25:34.441	<b>9</b>	1:02.232	+ 0.364	11:30:52.333
5 -	1:05.335	+ 3.467	11:26:39.776	<b>10</b>	1:03.068	+ 1.200	11:31:55.401
<b>37</b>	<b>Mervyn SELWYN</b>		<b>Porsche 911S</b>				
1 -	8:01.512	+ 6:56.561	11:21:58.923	<b>6</b>	1:06.708	+ 1.757	11:27:41.969
2 -	1:08.841	+ 3.890	11:23:07.764	<b>7</b>	1:06.497	+ 1.546	11:28:48.466
3 -	1:08.520	+ 3.569	11:24:16.284	<b>8</b>	1:05.235	+ 0.284	11:29:53.701
4 -	1:11.709	+ 6.758	11:25:27.993	<b>9</b>	1:05.211	+ 0.260	11:30:58.912
5 -	1:07.268	+ 2.317	11:26:35.261	<b>10</b>	<b>1:04.951</b>		11:32:03.863
<b>41</b>	<b>Spencer ARNOLD</b>		<b>Fairthorpe Electron Minor Mk2</b>				
1 -	7:19.123	+ 6:09.819	11:21:51.495	<b>6</b>	1:10.391	+ 1.087	11:27:51.054
2 -	1:11.070	+ 1.766	11:23:02.565	<b>7</b>	<b>1:09.304</b>		11:29:00.358
3 -	1:13.426	+ 4.122	11:24:15.991	<b>8</b>	1:10.550	+ 1.246	11:30:10.908
4 -	1:13.803	+ 4.499	11:25:29.794	<b>9</b>	1:13.119	+ 3.815	11:31:24.027
5 -	1:10.869	+ 1.565	11:26:40.663	<b>10</b>	1:14.227	+ 4.923	11:32:38.254
<b>44</b>	<b>David KIRBY</b>		<b>Triumph TR6</b>				
1 -	7:57.274	+ 6:55.785	11:22:01.166	<b>7</b>	1:03.141	+ 1.652	11:28:20.144
2 -	1:03.467	+ 1.978	11:23:04.633	<b>8</b>	1:02.943	+ 1.454	11:29:23.087
3 -	1:04.596	+ 3.107	11:24:09.229	<b>9</b>	1:01.684	+ 0.195	11:30:24.771
4 -	1:02.026	+ 0.537	11:25:11.255	<b>10</b>	<b>1:01.489</b>		11:31:26.260
5 -	1:01.781	+ 0.292	11:26:13.036	<b>11</b>	1:07.784	+ 6.295	11:32:34.044
6 -	1:03.967	+ 2.478	11:27:17.003				
<b>46</b>	<b>Paul TOOMS</b>		<b>Lotus Elan S4</b>				
1 -	1:00.590	+ 3.207	11:14:46.701	<b>8</b>	57.634	+ 0.251	11:27:36.194
2 -	6:55.592	+ 5:58.209	11:21:42.293	<b>9</b>	58.075	+ 0.692	11:28:34.269
3 -	58.339	+ 0.956	11:22:40.632	<b>10</b>	<b>57.383</b>		11:29:31.652
4 -	1:00.546	+ 3.163	11:23:41.178	<b>11</b>	57.863	+ 0.480	11:30:29.515
5 -	58.073	+ 0.690	11:24:39.251	<b>12</b>	57.419	+ 0.036	11:31:26.934
6 -	59.623	+ 2.240	11:25:38.874	<b>13</b>	1:02.604	+ 5.221	11:32:29.538
7 -	59.686	+ 2.303	11:26:38.560				
<b>47</b>	<b>Peter TOGNOLA</b>		<b>Porsche 911</b>				
1 -	7:58.084	+ 6:55.863	11:22:06.734	<b>4</b>	7:03.218	+ 6:00.997	11:31:20.978
2 -	<b>1:02.221</b>		<b>11:23:08.955</b>	<b>5</b>	1:10.517	+ 8.296	11:32:31.495
3 -	1:08.805	+ 6.584	11:24:17.760				
<b>52</b>	<b>Justin MURPHY</b>		<b>Milano GT Mk1</b>				
1 -	7:51.448	+ 6:54.097	11:22:00.778	<b>7</b>	57.792	+ 0.441	11:27:49.697
2 -	59.581	+ 2.230	11:23:00.359	<b>8</b>	58.362	+ 1.011	11:28:48.059
3 -	57.470	+ 0.119	11:23:57.829	<b>9</b>	57.579	+ 0.228	11:29:45.638
4 -	57.449	+ 0.098	11:24:55.278	<b>10</b>	<b>57.351</b>		11:30:42.989
5 -	58.200	+ 0.849	11:25:53.478	<b>11</b>	57.638	+ 0.287	11:31:40.627
6 -	58.427	+ 1.076	11:26:51.905				
<b>54</b>	<b>Martin HALLIDAY</b>		<b>Lotus Seven S3</b>				
1 -	1:00.631	+ 2.943	11:14:49.081	<b>8</b>	57.836	+ 0.148	11:27:37.709
2 -	6:57.640	+ 5:59.952	11:21:46.721	<b>9</b>	58.283	+ 0.595	11:28:35.992
3 -	58.381	+ 0.693	11:22:45.102	<b>10</b>	<b>57.688</b>		11:29:33.680

Brands Hatch Indy  
Circuit Length = 1929 metres  
Start: 11:12 End: 11:32

Weather / Track : Cloudy / Dry

# Historic Road Sports inc JEC Jaguar XK Championship

## QUALIFYING - LAP ANALYSIS

4 -	58.393	+ 0.705	11:23:43.495	11	58.142	+ 0.454	11:30:31.822
5 -	58.702	+ 1.014	11:24:42.197	12	58.130	+ 0.442	11:31:29.952
6 -	59.907	+ 2.219	11:25:42.104	13	1:04.551	+ 6.863	11:32:34.503
7 -	57.769	+ 0.081	11:26:39.873				
<b>60</b>	<b>Dickon PARNELL</b>		<b>Triumph GT6 Mk2</b>				
1 -	8:12.169	+ 7:07.222	11:22:25.052	6	1:07.497	+ 2.550	11:27:57.460
2 -	1:06.549	+ 1.602	11:23:31.601	7	1:06.803	+ 1.856	11:29:04.263
3 -	1:06.113	+ 1.166	11:24:37.714	8	1:05.831	+ 0.884	11:30:10.094
4 -	1:07.302	+ 2.355	11:25:45.016	9	1:09.377	+ 4.430	11:31:19.471
5 -	<b>1:04.947</b>		<b>11:26:49.963</b>	10	1:08.954	+ 4.007	11:32:28.425
<b>63</b>	<b>Colin SHARP</b>		<b>Triumph TR4A</b>				
1 -	1:02.497	+ 3.184	11:14:51.998	7	<b>59.313</b>		11:27:21.640
2 -	7:23.449	+ 6:24.136	11:22:15.447	8	1:00.421	+ 1.108	11:28:22.061
3 -	1:02.164	+ 2.851	11:23:17.611	9	1:00.186	+ 0.873	11:29:22.247
4 -	1:00.294	+ 0.981	11:24:17.905	10	59.738	+ 0.425	11:30:21.985
5 -	1:04.014	+ 4.701	11:25:21.919	11	1:02.096	+ 2.783	11:31:24.081
6 -	1:00.408	+ 1.095	11:26:22.327	12	1:00.887	+ 1.574	11:32:24.968
<b>66</b>	<b>Mark HOBLE</b>		<b>Morgan Plus 4</b>				
1 -	8:01.939	+ 7:00.266	11:21:57.980	7	<b>1:01.673</b>		11:28:13.476
2 -	1:04.305	+ 2.632	11:23:02.285	8	1:01.829	+ 0.156	11:29:15.305
3 -	1:03.114	+ 1.441	11:24:05.399	9	1:02.240	+ 0.567	11:30:17.545
4 -	1:01.837	+ 0.164	11:25:07.236	10	1:05.946	+ 4.273	11:31:23.491
5 -	1:02.462	+ 0.789	11:26:09.698	11	1:04.517	+ 2.844	11:32:28.008
6 -	1:02.105	+ 0.432	11:27:11.803				
<b>69</b>	<b>Andy SHEPHERD</b>		<b>Lotus Seven S2</b>				
1 -	57.501	+ 0.627	11:14:42.546	8	<b>56.874</b>		11:27:29.912
2 -	6:57.034	+ 6:00.160	11:21:39.580	9	57.679	+ 0.805	11:28:27.591
3 -	58.056	+ 1.182	11:22:37.636	10	57.276	+ 0.402	11:29:24.867
4 -	57.521	+ 0.647	11:23:35.157	11	1:01.414	+ 4.540	11:30:26.281
5 -	59.371	+ 2.497	11:24:34.528	12	58.225	+ 1.351	11:31:24.506
6 -	58.937	+ 2.063	11:25:33.465	13	1:02.495	+ 5.621	11:32:27.001
7 -	59.573	+ 2.699	11:26:33.038				
<b>71</b>	<b>Dick COFFEY</b>		<b>Turner Mk1</b>				
1 -	12:25.853	+ 11:26.200	11:26:27.872	5	<b>59.653</b>		11:30:28.179
2 -	1:00.541	+ 0.888	11:27:28.413	6	1:00.359	+ 0.706	11:31:28.538
3 -	1:00.419	+ 0.766	11:28:28.832	7	1:02.300	+ 2.647	11:32:30.838
4 -	59.694	+ 0.041	11:29:28.526				
<b>72</b>	<b>Jim GATHERCOLE</b>		<b>MG Midget</b>				
1 -	8:16.336	+ 7:14.712	11:22:34.298	4	1:04.958	+ 3.334	11:25:43.582
2 -	1:02.702	+ 1.078	11:23:37.000	5	1:01.965	+ 0.341	11:26:45.547
3 -	<b>1:01.624</b>		<b>11:24:38.624</b>	6	1:03.134	+ 1.510	11:27:48.681
<b>75</b>	<b>Pat ARCULUS</b>		<b>Lotus Elite</b>				
1 -	7:19.673	+ 6:10.400	11:21:50.132	6	1:09.532	+ 0.259	11:27:48.680
2 -	1:10.764	+ 1.491	11:23:00.896	7	1:10.093	+ 0.820	11:28:58.773
3 -	1:14.220	+ 4.947	11:24:15.116	8	1:10.536	+ 1.263	11:30:09.309
4 -	1:14.759	+ 5.486	11:25:29.875	9	1:13.916	+ 4.643	11:31:23.225
5 -	<b>1:09.273</b>		<b>11:26:39.148</b>	10	1:11.600	+ 2.327	11:32:34.825
<b>83</b>	<b>Daniel WOOD</b>		<b>JWF Italia</b>				
1 -	8:09.985	+ 7:03.929	11:22:17.768	6	1:08.256	+ 2.200	11:28:02.631
2 -	1:07.947	+ 1.891	11:23:25.715	7	1:07.920	+ 1.864	11:29:10.551
3 -	1:08.536	+ 2.480	11:24:34.251	8	<b>1:06.056</b>		11:30:16.607
4 -	1:09.862	+ 3.806	11:25:44.113	9	1:08.350	+ 2.294	11:31:24.957
5 -	1:10.262	+ 4.206	11:26:54.375	10	1:14.908	+ 8.852	11:32:39.865
<b>88</b>	<b>Andrew SOMERVILLE</b>		<b>Triumph TR4</b>				
1 -	8:04.909	+ 6:56.748	11:22:11.831	6	1:09.303	+ 1.142	11:27:56.958

Brands Hatch Indy  
Circuit Length = 1929 metres  
Start: 11:12 End: 11:32

Weather / Track : Cloudy / Dry




# Historic Road Sports inc JEC Jaguar XK Championship

## QUALIFYING - LAP ANALYSIS

2 -	1:09.416	+ 1.255	11:23:21.247	7	1:09.106	+ 0.945	11:29:06.064
3 -	1:08.995	+ 0.834	11:24:30.242	8	<b>1:08.161</b>		11:30:14.225
4 -	1:08.775	+ 0.614	11:25:39.017	9	1:09.816	+ 1.655	11:31:24.041
5 -	1:08.638	+ 0.477	11:26:47.655	10	1:11.880	+ 3.719	11:32:35.921

# Historic Road Sports

## RACE 6 - GRID

ROW 14		1:09.304 41 Spencer ARNOLD	
ROW 13	1:08.161 88 Andrew SOMERVILLE		1:09.273 75 Pat ARCULUS
ROW 12		1:04.951 37 Mervyn SELWYN	1:06.056 83 Daniel WOOD
ROW 11	1:04.497 21 Rebecca RUFF		1:04.947 60 Dickon PARNELL
ROW 10		1:02.521 5 James NAIRN	1:03.446 26 Melvin FLOYD
ROW 9	1:02.221 47 Peter TOGNOLA		1:02.449 10 Peter BORNHAUSER
ROW 8		1:01.958 7 Brian Arculus	1:02.218 22 John FITZGERALD
ROW 7	1:01.673 66 Mark HOBLE		1:01.868 33 Michael MASTERS
ROW 6		1:01.489 44 David KIRBY	1:01.624 72 Jim GATHERCOLE
ROW 5	59.653 71 Dick COFFEY		1:01.466 23 Geoff SIZZEY
ROW 4		58.086 32 Josh SADLER	59.313 63 Colin SHARP
ROW 3	57.567 2 Robert BARRIE		57.688 54 Martin HALLIDAY
ROW 2		57.351 52 Justin MURPHY	57.383 46 Paul TOOMS
ROW 1	56.666 1 Dave RANDALL		56.874 69 Andy SHEPHERD
<b>Pole</b>			
			

Weather / Track : Cloudy / Dry

Brands Hatch Indy  
Circuit Length = 1929 metres

Clerk of Course :

Timekeeper :

# Historic Road Sports

## RACE 6 - CLASSIFICATION

POS	NO	CL	NAME	ENTRY	LAPS	TIME	GAP	DIFF	MPH	BEST	ON
1	69	C	Andy SHEPHERD	Lotus Seven S2	21	20:12.188			74.75	56.317	17
2	1	C	Dave RANDALL	Ginetta G4	21	20:13.512	1.324	1.324	74.67	56.282	17
3	52	B	Justin MURPHY	Milano GT Mk1	21	20:25.430	13.242	11.918	73.94	56.927	4
4	54	C	Martin HALLIDAY	Lotus Seven S3	21	20:29.156	16.968	3.726	73.72	57.438	13
5	46	C	Paul TOOMS	Lotus Elan S4	21	20:33.232	21.044	4.076	73.47	57.172	9
6	2	D	Robert BARRIE	Porsche 911S	21	20:53.806	41.618	20.574	72.27	58.296	5
7	32	E	Josh SADLER	Ginetta G4	21	20:57.474	45.286	3.668	72.06	58.351	6
8	63	B	Colin SHARP	Triumph TR4A	20	20:21.236	1 lap	1 lap	70.66	59.718	6
9	71	E	Dick COFFEY	Turner Mk1	20	20:24.160	1 lap	2.924	70.49	59.527	4
10	72	E	Jim GATHERCOLE	MG Midget	20	20:32.666	1 lap	8.506	70.01	1:00.400	5
11	66	B	Mark HOBLE	Morgan Plus 4	20	20:55.470	1 lap	22.804	68.73	1:01.517	2
12	23	C	Geoff SIZZEY	Turner Mk3	20	21:04.955	1 lap	9.485	68.22	1:01.597	9
13	44	B	David KIRBY	Triumph TR6	20	21:04.956	1 lap	0.001	68.22	1:01.441	9
14	47	D	Peter TOGNOLA	Porsche 911	20	21:17.752	1 lap	12.796	67.54	1:02.219	9
15	22	F	John FITZGERALD	Turner Mk2	19	20:21.084	2 laps	1 lap	67.14	1:02.337	8
16	26	D	Melvin FLOYD	Fiat 124 Sports Coupe	19	20:34.076	2 laps	12.992	66.43	1:03.621	17
17	60	D	Dickon PARNELL	Triumph GT6 Mk2	19	20:43.771	2 laps	9.695	65.91	1:03.070	14
18	10	E	Peter BORNHAUSER	Ginetta G15	19	20:45.552	2 laps	1.781	65.82	1:02.178	15
19	21	D	Rebecca RUFF	Porsche 911	19	20:49.594	2 laps	4.042	65.61	1:03.548	5
20	33	D	Michael MASTERS	Porsche 911	19	21:04.684	2 laps	15.090	64.82	1:01.117	18
21	37	D	Mervyn SELWYN	Porsche 911S	18	20:27.674	3 laps	1 lap	63.26	1:05.680	4
22	75	E	Pat ARCULUS	Lotus Elite	18	20:51.424	3 laps	23.750	62.06	1:06.625	13
23	88	B	Andrew SOMERVILLE	Triumph TR4	18	20:55.001	3 laps	3.577	61.88	1:07.484	8
24	41	E	Spencer ARNOLD	Fairthorpe Electron Minor Mk2	18	20:55.318	3 laps	0.317	61.87	1:07.588	14

### NOT CLASSIFIED

DNF	7	B	Brian ARCULUS	Triumph TR3A	19	20:01.045	2 laps	0.000	68.26	1:01.430	2
DNF	83	F	Daniel WOOD	JWF Italia	14	15:46.748	7 laps	5 laps	63.80	1:04.943	6

### FASTEST LAP

1	C	Dave RANDALL	Ginetta G4	17	56.282	76.66 mph	123.38 kph
2	D	Robert BARRIE	Porsche 911S	5	58.296	74.01 mph	119.12 kph
52	B	Justin MURPHY	Milano GT Mk1	4	56.927	75.79 mph	121.98 kph
32	E	Josh SADLER	Ginetta G4	6	58.351	73.94 mph	119.01 kph
22	F	John FITZGERALD	Turner Mk2	8	1:02.337	69.22 mph	111.40 kph

Weather / Track : Cloudy / Dry

These results are provisional until the conclusion of any judicial and technical matters.

Brands Hatch Indy  
Circuit Length = 1.1986 miles  
Start: 16:16 End: 16:38

Clerk of Course :

Timekeeper :

# Historic Road Sports

## RACE 6 - LAP CHART

Lap 1			Lap 2			Lap 3			Lap 4			Lap 5		
No	Behind	Laptime	No	Behind	Laptime	No	Behind	Laptime	No	Behind	Laptime	No	Behind	Laptime
52		1:00.700	52		58.762	1		57.258	1		56.748	1		56.908
1	0.406	1:01.015	1	0.130	58.486	52	0.953	58.341	52	1.132	56.927	52	1.349	57.125
46	1.093	1:00.963	69	0.532	57.773	46	1.282	58.100	69	1.669	57.108	69	1.494	56.733
69	1.521	1:01.930	46	0.570	58.239	69	1.309	58.165	46	2.325	57.791	46	3.467	58.050
54	2.298	1:01.828	54	1.107	57.571	54	1.891	58.172	54	3.118	57.975	54	3.936	57.726
2	3.120	1:03.206	2	3.058	58.700	2	4.486	58.816	2	6.654	58.916	2	8.042	58.296
32	5.016	1:04.134	32	5.252	58.998	32	6.257	58.393	32	8.628	59.119	32	10.446	58.726
63	5.379	1:04.801	63	6.963	1:00.346	63	10.057	1:00.482	63	13.378	1:00.069	63	16.550	1:00.080
72	6.293	1:04.284	72	8.002	1:00.471	72	11.173	1:00.559	72	14.882	1:00.457	72	18.374	1:00.400
66	7.136	1:05.017	66	9.891	1:01.517	71	12.786	1:00.140	71	15.565	59.527	71	18.375	59.718
23	8.327	1:06.717	71	10.034	1:00.005	66	14.852	1:02.349	66	21.223	1:03.119	66	26.792	1:02.477
71	8.791	1:02.891	23	12.799	1:03.234	44	18.271	1:02.626	7	24.743	1:03.028	7	30.044	1:02.209
44	8.823	1:07.148	44	13.033	1:02.972	23	18.328	1:02.917	23	25.028	1:03.448	44	30.961	1:02.050
7	10.558	1:08.150	7	13.226	1:01.430	7	18.463	1:02.625	44	25.819	1:04.296	23	31.077	1:02.957
47	11.412	1:08.335	47	15.208	1:02.558	47	20.621	1:02.801	47	26.692	1:02.819	47	32.690	1:02.906
22	12.208	1:09.813	22	17.062	1:03.616	22	22.762	1:03.088	22	28.920	1:02.906	22	35.134	1:03.122
33	13.054	1:11.075	33	17.810	1:03.518	33	23.922	1:03.500	33	30.945	1:03.771	33	39.596	1:05.559
26	13.620	1:10.078	26	19.125	1:04.267	26	25.647	1:03.910	26	32.799	1:03.900	26	40.108	1:04.217
21	15.786	1:12.086	21	24.149	1:07.125	60	31.902	1:04.765	60	39.574	1:04.420	60	46.721	1:04.055
10	15.794	1:13.116	60	24.525	1:06.516	21	33.115	1:06.354	21	40.880	1:04.513	21	47.520	1:03.548
60	16.771	1:12.184	83	24.950	1:06.909	83	33.894	1:06.332	83	43.062	1:05.916	83	51.185	1:05.031
83	16.803	1:12.078	37	25.572	1:06.640	37	34.217	1:06.033	37	43.149	1:05.680	37	52.121	1:05.880
37	17.694	1:11.988	75	29.360	1:09.505	75	40.836	1:08.864	10	49.463	1:04.888	10	56.174	1:03.619
75	18.617	1:13.423	88	30.248	1:09.708	10	41.323	1:06.855	88	53.171	1:08.483			
88	19.302	1:13.497	41	31.340	1:09.412	88	41.436	1:08.576	75	53.566	1:09.478			
41	20.690	1:14.601	10	31.856	1:14.824	41	42.898	1:08.946	41	54.821	1:08.671			

# Historic Road Sports

## RACE 6 - LAP CHART

Lap 6			Lap 7			Lap 8			Lap 9			Lap 10		
No	Behind	Laptime	No	Behind	Laptime	No	Behind	Laptime	No	Behind	Laptime	No	Behind	Laptime
1		57.150	1		58.236	1		57.269	1		57.249	1		57.232
69	2.701	58.357	83	1 LAP	1:04.943	69	1.141	56.845	69	0.446	56.554	22	1 LAP	1:03.299
52	5.106	1:00.907	69	1.565	57.100	60	1 LAP	1:03.490	26	1 LAP	1:04.203	69	0.064	56.850
46	5.639	59.322	37	1 LAP	1:05.929	21	1 LAP	1:04.598	46	5.365	57.172	33	1 LAP	1:03.943
54	6.444	59.658	52	4.565	57.695	52	4.939	57.643	52	5.911	58.221	46	5.778	57.645
2	9.788	58.896	46	4.874	57.471	46	5.442	57.837	54	7.007	58.289	52	6.226	57.547
88	1 LAP	1:11.370	54	5.719	57.511	54	5.967	57.517	60	1 LAP	1:04.840	54	7.821	58.046
75	1 LAP	1:11.331	10	1 LAP	1:07.920	83	1 LAP	1:06.109	21	1 LAP	1:06.029	26	1 LAP	1:04.206
41	1 LAP	1:10.115	2	10.294	58.742	2	11.941	58.916	2	13.463	58.771	60	1 LAP	1:03.570
32	11.647	58.351	32	13.623	1:00.212	37	1 LAP	1:07.654	32	16.948	58.981	2	15.210	58.979
63	19.118	59.718	88	1 LAP	1:08.460	10	1 LAP	1:03.605	83	1 LAP	1:05.593	32	18.488	58.772
72	21.837	1:00.613	63	21.583	1:00.701	32	15.216	58.862	10	1 LAP	1:04.285	21	1 LAP	1:04.682
71	21.838	1:00.613	41	1 LAP	1:09.299	63	25.684	1:01.370	37	1 LAP	1:07.467	83	1 LAP	1:05.540
66	32.137	1:02.495	75	1 LAP	1:09.460	72	29.540	1:02.134	63	29.078	1:00.643	10	1 LAP	1:03.503
7	35.087	1:02.193	72	24.675	1:01.074	71	29.965	1:02.558	72	33.206	1:00.915	63	32.467	1:00.621
44	36.229	1:02.418	71	24.676	1:01.074	88	1 LAP	1:08.717	71	33.207	1:00.491	37	1 LAP	1:07.868
23	37.320	1:03.393	66	36.597	1:02.696	75	1 LAP	1:08.047	88	1 LAP	1:07.484	71	37.016	1:01.041
47	38.760	1:03.220	7	39.317	1:02.466	41	1 LAP	1:08.401	75	1 LAP	1:07.150	72	37.844	1:01.870
22	41.356	1:03.372	23	41.558	1:02.474	66	41.162	1:01.834	41	1 LAP	1:08.765	66	51.316	1:02.568
33	44.982	1:02.536	44	42.617	1:04.624	7	43.886	1:01.838	66	45.980	1:02.067	88	1 LAP	1:08.341
26	46.969	1:04.011	47	44.069	1:03.545	23	45.991	1:01.702	7	48.486	1:01.849	75	1 LAP	1:08.924
60	53.172	1:03.601	22	46.139	1:03.019	44	47.565	1:02.217	23	50.339	1:01.597	7	54.445	1:03.191
21	54.141	1:03.771	33	49.129	1:02.383	47	49.367	1:02.567	44	51.757	1:01.441	23	55.366	1:02.259
			26	52.518	1:03.785	22	51.207	1:02.337	47	54.337	1:02.219	41	1 LAP	1:08.603
						33	54.398	1:02.538				44	56.245	1:01.720

# Historic Road Sports

## RACE 6 - LAP CHART

Lap 11			Lap 12			Lap 13			Lap 14			Lap 15			
No	Behind	Laptime	No	Behind	Laptime	No	Behind	Laptime	No	Behind	Laptime	No	Behind	Laptime	
1		57.321	69		58.421	69		56.881	69		56.976	1		56.747	
69	0.057	57.314	1	1.326	59.804	1	0.864	56.419	1	0.564	56.676	69	0.303	57.614	
47	1 LAP	1:03.493	7	1 LAP	1:02.798	66	1 LAP	1:02.486	37	2 LAPS	1:08.002	83	2 LAPS	1:08.469	
22	1 LAP	1:02.902	23	1 LAP	1:03.306	7	1 LAP	1:02.772	46		8.307	57.822	52	9.828	58.524
46	5.797	57.340	44	1 LAP	1:03.763	46	7.461	57.347	66	1 LAP	1:02.075	46	10.382	59.386	
52	6.561	57.656	46	6.995	59.676	23	1 LAP	1:02.022	52	8.615	57.247	54	10.827	57.442	
54	8.971	58.471	52	7.192	59.109	52	8.344	58.033	54	10.696	58.487	66	1 LAP	1:03.243	
33	1 LAP	1:03.782	75	2 LAPS	1:09.159	54	9.185	57.438	7	1 LAP	1:03.402	7	1 LAP	1:02.387	
26	1 LAP	1:03.928	54	8.628	58.135	44	1 LAP	1:02.380	23	1 LAP	1:03.615	37	2 LAPS	1:08.497	
2	18.066	1:00.177	88	2 LAPS	1:11.272	47	1 LAP	1:03.235	44	1 LAP	1:02.257	44	1 LAP	1:01.928	
32	20.682	59.515	47	1 LAP	1:04.565	75	2 LAPS	1:06.635	47	1 LAP	1:03.262	23	1 LAP	1:02.301	
60	1 LAP	1:04.711	41	2 LAPS	1:09.632	22	1 LAP	1:04.046	22	1 LAP	1:02.725	2	27.294	59.289	
21	1 LAP	1:04.229	22	1 LAP	1:03.624	88	2 LAPS	1:08.645	2	25.316	1:00.901	47	1 LAP	1:02.875	
10	1 LAP	1:02.909	33	1 LAP	1:02.459	33	1 LAP	1:03.855	32	26.369	1:00.295	32	27.949	58.891	
83	1 LAP	1:06.523	2	19.350	59.762	2	21.391	58.922	33	1 LAP	1:04.462	22	1 LAP	1:03.694	
63	35.491	1:00.345	32	21.277	59.073	41	2 LAPS	1:09.778	75	2 LAPS	1:09.820	33	1 LAP	1:02.990	
71	39.845	1:00.150	26	1 LAP	1:06.222	32	23.050	58.654	88	2 LAPS	1:08.618	75	2 LAPS	1:06.625	
72	41.722	1:01.199	60	1 LAP	1:05.606	26	1 LAP	1:03.921	41	2 LAPS	1:07.684	88	2 LAPS	1:08.122	
37	1 LAP	1:08.807	21	1 LAP	1:03.754	60	1 LAP	1:04.095	26	1 LAP	1:03.977	26	1 LAP	1:03.814	
66	56.350	1:02.355	63	37.500	1:00.487	21	1 LAP	1:05.562	63	43.517	1:00.042	41	2 LAPS	1:08.254	
			10	1 LAP	1:04.231	63	40.451	59.832	60	1 LAP	1:03.923	63	46.329	1:00.123	
			71	41.566	1:00.199	71	44.754	1:00.069	71	47.801	1:00.023	60	1 LAP	1:03.070	
			83	1 LAP	1:06.719	10	1 LAP	1:03.624	21	1 LAP	1:04.449	71	50.523	1:00.033	
			72	44.496	1:01.252	72	48.566	1:00.951	72	52.307	1:00.717	21	1 LAP	1:03.962	
			37	1 LAP	1:06.597	83	1 LAP	1:06.943	10	1 LAP	1:02.936	72	55.727	1:00.731	

# Historic Road Sports

## RACE 6 - LAP CHART

Lap 16			Lap 17			Lap 18			Lap 19			Lap 20		
No	Behind	Laptime	No	Behind	Laptime	No	Behind	Laptime	No	Behind	Laptime	No	Behind	Laptime
1		56.706	1		56.282	1		58.473	1		58.156	1		56.826
69	0.314	56.717	60	2 LAPS	1:03.654	69	0.102	58.226	69	0.001	58.055	69	0.184	57.009
10	2 LAPS	1:04.132	69	0.349	56.317	26	2 LAPS	1:03.987	71	1 LAP	1:00.538	63	1 LAP	1:01.242
52	10.677	57.555	72	1 LAP	1:01.298	75	3 LAPS	1:07.787	26	2 LAPS	1:03.621	37	3 LAPS	1:07.883
46	11.425	57.749	21	2 LAPS	1:05.529	88	3 LAPS	1:08.122	52	11.534	57.956	71	1 LAP	1:04.057
54	11.703	57.582	10	2 LAPS	1:02.178	60	2 LAPS	1:05.967	46	11.994	57.620	52	12.350	57.642
66	1 LAP	1:02.251	52	11.926	57.531	72	1 LAP	1:02.407	72	1 LAP	1:02.280	46	12.779	57.611
83	2 LAPS	1:10.335	46	12.779	57.636	41	3 LAPS	1:08.081	54	15.015	59.838	26	2 LAPS	1:04.214
7	1 LAP	1:02.535	54	13.433	58.012	52	11.734	58.281	60	2 LAPS	1:07.691	54	15.738	57.549
44	1 LAP	1:02.469	66	1 LAP	1:01.998	46	12.530	58.224	75	3 LAPS	1:11.932	72	1 LAP	1:00.766
23	1 LAP	1:03.269	7	1 LAP	1:02.473	54	13.333	58.373	88	3 LAPS	1:08.983	60	2 LAPS	1:03.359
2	30.322	59.734	44	1 LAP	1:02.535	10	2 LAPS	1:03.459	10	2 LAPS	1:03.581	10	2 LAPS	1:04.883
32	30.866	59.623	23	1 LAP	1:02.076	21	2 LAPS	1:05.854	21	2 LAPS	1:04.245	75	3 LAPS	1:07.318
37	2 LAPS	1:09.887	2	33.141	59.101	66	1 LAP	1:01.586	41	3 LAPS	1:10.524	21	2 LAPS	1:05.571
47	1 LAP	1:02.964	32	33.778	59.194	2	34.919	1:00.251	66	1 LAP	1:01.828	88	3 LAPS	1:09.204
22	1 LAP	1:02.549	47	1 LAP	1:03.138	7	1 LAP	1:03.410	2	36.139	59.376	41	3 LAPS	1:08.070
33	1 LAP	1:02.125	37	2 LAPS	1:07.201	23	1 LAP	1:03.239	32	39.669	1:00.981	66	1 LAP	1:01.886
63	51.052	1:01.429	22	1 LAP	1:03.418	32	36.844	1:01.539	7	1 LAP	1:03.092	2	38.461	59.148
26	1 LAP	1:03.932	33	1 LAP	1:01.650	44	1 LAP	1:04.163	23	1 LAP	1:03.041	32	42.581	59.738
75	2 LAPS	1:08.406	63	55.090	1:00.320	47	1 LAP	1:03.062	44	1 LAP	1:02.763	7	1 LAP	1:02.206
71	54.286	1:00.469	71	57.960	59.956	22	1 LAP	1:03.898	47	1 LAP	1:02.810	23	1 LAP	1:02.100
88	2 LAPS	1:07.804				33	1 LAP	1:01.952	33	1 LAP	1:01.117	44	1 LAP	1:01.971
41	2 LAPS	1:07.588				37	2 LAPS	1:06.372	22	1 LAP	1:04.361	47	1 LAP	1:03.100
						63	57.397	1:00.780						

# Historic Road Sports

## RACE 6 - LAP CHART

Lap 21		
No	Behind	Laptime
69		57.069
1	1.324	58.577
22	2 LAPS	1:08.317
63	1 LAP	1:02.644
71	1 LAP	1:00.125
52	13.242	58.145
37	3 LAPS	1:09.000
54	16.968	58.483
72	1 LAP	1:01.696
46	21.044	1:05.518
26	2 LAPS	1:05.758
60	2 LAPS	1:05.084
10	2 LAPS	1:03.743
21	2 LAPS	1:05.450
75	3 LAPS	1:07.783
2	41.618	1:00.410
88	3 LAPS	1:09.207
41	3 LAPS	1:08.222
66	1 LAP	1:02.921
32	45.286	59.958
33	2 LAPS	1:54.907
23	1 LAP	1:03.095
44	1 LAP	1:02.957
47	1 LAP	1:06.618



# Millers Oils Historic Formula Junior

## QUALIFYING - CLASSIFICATION

POS	NO	CL	NAME	ENTRY	TIME	ON	LAPS	GAP	DIFF	KPH
1	52	C2	James CLARIDGE	Lola Mk5A	55.890	1	15			124.25
2	71	C2	Marcus MUSSA	Brabham BT2	55.939	15	15	0.049	0.049	124.14
3	77	C2	Steve SMITH	Cooper T59	56.099	13	14	0.209	0.160	123.78
4	51	C2	Michael HIBBERD	Lotus 22	56.172	12	15	0.282	0.073	123.62
5	62	C2	Simon ARMER	Cooper T59	56.280	12	15	0.390	0.108	123.39
6	79	C2	Andrew HIBBERD	Lotus 22	56.450	15	15	0.560	0.170	123.01
7	36	B	Jon MILICEVIC	Lotus 18	56.760	12	14	0.870	0.310	122.34
8	88	C1	Paul DAVIS	Lotus 20	57.757	12	14	1.867	0.997	120.23
9	85	C1	John CHISHOLM	Gemini Mk3A	57.787	9	14	1.897	0.030	120.17
10	49	C1	John TWEEDALE	Jolus Ford	58.225	13	14	2.335	0.438	119.26
11	50	C2	Richard SMEETON	Lotus 20	59.549	8	13	3.659	1.324	116.61
12	97	C2	David BROWN	Brabham BT6	59.919	1	14	4.029	0.370	115.89
13	37	B	Anthony MARTINDALE	Essenkay	1:00.767	7	13	4.877	0.848	114.27
14	93	C2	Rudolf ERNST	Lotus 22	1:00.856	12	14	4.966	0.089	114.11
15	55	C2	Brian MITCHAM	Wainer Ford	1:01.047	11	13	5.157	0.191	113.75
16	35	B	Tim BISHOP	Sauter	1:01.151	11	13	5.261	0.104	113.56
17	45	B	Brian ARCULUS	Emeryson	1:01.891	8	13	6.001	0.740	112.20
18	42	B	Simon HAMILTON	Lotus 18	1:02.039	13	14	6.149	0.148	111.93
19	72	C2	David CROWTHER	Lotus 22	1:04.804	1	13	8.914	2.765	107.16
20	32	B	John DOWSON	Elva 200	1:08.688	1	1	12.798	3.884	101.10
21	94	C1	David GRUNBERG	Lotus 20	1:09.017	1	12	13.127	0.329	100.61

Car 94 - No working Transponder

Weather / Track : Cloudy / Dry

These results are provisional until the conclusion of any judicial and technical matters.

Brands Hatch Indy  
 Circuit Length = 1929 metres  
 Start: 11:35 End: 11:52

Clerk of Course :		Timekeeper :
-------------------	--	--------------

## Millers Oils Historic Formula Junior QUALIFYING - LAP ANALYSIS

<b>32</b>	<b>John DOWSON</b>		Elva 200				
1 -	1:08.688		11:38:25.476				
<b>35</b>	<b>Tim BISHOP</b>		Sauter				
1 -	1:02.310	+ 1.159	11:38:28.963	<b>8</b>	1:02.488	+ 1.337	11:45:59.317
2 -	1:09.248	+ 8.097	11:39:38.211	<b>9</b>	1:03.071	+ 1.920	11:47:02.388
3 -	1:06.150	+ 4.999	11:40:44.361	<b>10</b>	1:01.361	+ 0.210	11:48:03.749
4 -	1:04.312	+ 3.161	11:41:48.673	<b>11</b>	<b>1:01.151</b>		11:49:04.900
5 -	1:03.513	+ 2.362	11:42:52.186	<b>12</b>	1:01.366	+ 0.215	11:50:06.266
6 -	1:01.907	+ 0.756	11:43:54.093	<b>13</b>	1:02.112	+ 0.961	11:51:08.378
7 -	1:02.736	+ 1.585	11:44:56.829				
<b>36</b>	<b>Jon MILICEVIC</b>		Lotus 18				
1 -	57.905	+ 1.145	11:38:17.739	<b>8</b>	57.638	+ 0.878	11:45:06.134
2 -	57.024	+ 0.264	11:39:14.763	<b>9</b>	57.305	+ 0.545	11:46:03.439
3 -	1:00.715	+ 3.955	11:40:15.478	<b>10</b>	58.080	+ 1.320	11:47:01.519
4 -	58.502	+ 1.742	11:41:13.980	<b>11</b>	57.091	+ 0.331	11:47:58.610
5 -	59.387	+ 2.627	11:42:13.367	<b>12</b>	<b>56.760</b>		11:48:55.370
6 -	58.154	+ 1.394	11:43:11.521	<b>13</b>	57.340	+ 0.580	11:49:52.710
7 -	56.975	+ 0.215	11:44:08.496	<b>14</b>	57.663	+ 0.903	11:50:50.373
<b>37</b>	<b>Anthony MARTINDALE</b>		Essenkey				
1 -	1:01.633	+ 0.866	11:38:29.218	<b>8</b>	1:03.548	+ 2.781	11:45:55.338
2 -	1:08.479	+ 7.712	11:39:37.697	<b>9</b>	1:03.482	+ 2.715	11:46:58.820
3 -	1:04.085	+ 3.318	11:40:41.782	<b>10</b>	1:02.154	+ 1.387	11:48:00.974
4 -	1:02.757	+ 1.990	11:41:44.539	<b>11</b>	1:01.343	+ 0.576	11:49:02.317
5 -	1:02.328	+ 1.561	11:42:46.867	<b>12</b>	1:01.071	+ 0.304	11:50:03.388
6 -	1:04.156	+ 3.389	11:43:51.023	<b>13</b>	1:01.870	+ 1.103	11:51:05.258
7 -	<b>1:00.767</b>		<b>11:44:51.790</b>				
<b>42</b>	<b>Simon HAMILTON</b>		Lotus 18				
1 -	1:02.783	+ 0.744	11:38:09.534	<b>8</b>	1:02.606	+ 0.567	11:45:33.742
2 -	1:02.044	+ 0.005	11:39:11.578	<b>9</b>	1:02.516	+ 0.477	11:46:36.258
3 -	1:04.421	+ 2.382	11:40:15.999	<b>10</b>	1:05.832	+ 3.793	11:47:42.090
4 -	1:03.403	+ 1.364	11:41:19.402	<b>11</b>	1:02.955	+ 0.916	11:48:45.045
5 -	1:04.792	+ 2.753	11:42:24.194	<b>12</b>	1:02.570	+ 0.531	11:49:47.615
6 -	1:04.885	+ 2.846	11:43:29.079	<b>13</b>	<b>1:02.039</b>		11:50:49.654
7 -	1:02.057	+ 0.018	11:44:31.136	<b>14</b>	1:05.714	+ 3.675	11:51:55.368
<b>45</b>	<b>Brian ARCULUS</b>		Emeryson				
1 -	1:02.402	+ 0.511	11:38:33.400	<b>8</b>	<b>1:01.891</b>		11:46:10.316
2 -	1:05.182	+ 3.291	11:39:38.582	<b>9</b>	1:04.151	+ 2.260	11:47:14.467
3 -	1:06.742	+ 4.851	11:40:45.324	<b>10</b>	1:03.022	+ 1.131	11:48:17.489
4 -	1:09.056	+ 7.165	11:41:54.380	<b>11</b>	1:03.390	+ 1.499	11:49:20.879
5 -	1:04.581	+ 2.690	11:42:58.961	<b>12</b>	1:02.598	+ 0.707	11:50:23.477
6 -	1:05.677	+ 3.786	11:44:04.638	<b>13</b>	1:02.634	+ 0.743	11:51:26.111
7 -	1:03.787	+ 1.896	11:45:08.425				
<b>49</b>	<b>John TWEEDALE</b>		Jolus Ford				
1 -	58.685	+ 0.460	11:38:00.125	<b>8</b>	59.825	+ 1.600	11:45:01.776
2 -	58.685	+ 0.460	11:38:58.810	<b>9</b>	59.120	+ 0.895	11:46:00.896
3 -	1:00.160	+ 1.935	11:39:58.970	<b>10</b>	59.772	+ 1.547	11:47:00.668
4 -	1:01.588	+ 3.363	11:41:00.558	<b>11</b>	1:00.975	+ 2.750	11:48:01.643
5 -	1:00.630	+ 2.405	11:42:01.188	<b>12</b>	59.573	+ 1.348	11:49:01.216
6 -	58.927	+ 0.702	11:43:00.115	<b>13</b>	<b>58.225</b>		11:49:59.441
7 -	1:01.836	+ 3.611	11:44:01.951	<b>14</b>	1:11.432	+ 13.207	11:51:10.873
<b>50</b>	<b>Richard SMEETON</b>		Lotus 20				
1 -	1:02.144	+ 2.595	11:38:25.212	<b>8</b>	<b>59.549</b>		11:45:33.825
2 -	59.636	+ 0.087	11:39:24.848	<b>9</b>	1:50.176	+ 50.627	11:47:24.001
3 -	1:03.761	+ 4.212	11:40:28.609	<b>10</b>	1:02.251	+ 2.702	11:48:26.252
4 -	1:03.598	+ 4.049	11:41:32.207	<b>11</b>	1:02.241	+ 2.692	11:49:28.493
5 -	1:01.051	+ 1.502	11:42:33.258	<b>12</b>	59.742	+ 0.193	11:50:28.235

Brands Hatch Indy  
Circuit Length = 1929 metres  
Start: 11:35 End: 11:52

Weather / Track : Cloudy / Dry

# Millers Oils Historic Formula Junior

## QUALIFYING - LAP ANALYSIS

6 -	1:01.141	+ 1.592	11:43:34.399	13	1:01.270	+ 1.721	11:51:29.505
7 -	59.877	+ 0.328	11:44:34.276				
<b>51</b>	<b>Michael HIBBERD</b>		Lotus 22				
1 -	57.042	+ 0.870	11:37:50.501	9	56.733	+ 0.561	11:45:39.499
2 -	56.880	+ 0.708	11:38:47.381	10	59.145	+ 2.973	11:46:38.644
3 -	1:01.115	+ 4.943	11:39:48.496	11	1:00.805	+ 4.633	11:47:39.449
4 -	58.909	+ 2.737	11:40:47.405	12	<b>56.172</b>		11:48:35.621
5 -	1:03.173	+ 7.001	11:41:50.578	13	56.272	+ 0.100	11:49:31.893
6 -	56.776	+ 0.604	11:42:47.354	14	57.229	+ 1.057	11:50:29.122
7 -	58.004	+ 1.832	11:43:45.358	15	56.959	+ 0.787	11:51:26.081
8 -	57.408	+ 1.236	11:44:42.766				
<b>52</b>	<b>James CLARIDGE</b>		Lola Mk5A				
1 -	<b>55.890</b>		<b>11:37:52.594</b>	9	58.779	+ 2.889	11:45:45.314
2 -	56.062	+ 0.172	11:38:48.656	10	58.731	+ 2.841	11:46:44.045
3 -	1:01.131	+ 5.241	11:39:49.787	11	57.904	+ 2.014	11:47:41.949
4 -	1:00.830	+ 4.940	11:40:50.617	12	56.645	+ 0.755	11:48:38.594
5 -	1:00.514	+ 4.624	11:41:51.131	13	57.137	+ 1.247	11:49:35.731
6 -	59.208	+ 3.318	11:42:50.339	14	56.871	+ 0.981	11:50:32.602
7 -	59.155	+ 3.265	11:43:49.494	15	56.636	+ 0.746	11:51:29.238
8 -	57.041	+ 1.151	11:44:46.535				
<b>55</b>	<b>Brian MITCHAM</b>		Wainer Ford				
1 -	1:03.787	+ 2.740	11:38:25.263	8	1:01.900	+ 0.853	11:46:21.342
2 -	1:03.503	+ 2.456	11:39:28.766	9	1:05.357	+ 4.310	11:47:26.699
3 -	1:39.041	+ 37.994	11:41:07.807	10	1:01.803	+ 0.756	11:48:28.502
4 -	1:03.467	+ 2.420	11:42:11.274	11	<b>1:01.047</b>		11:49:29.549
5 -	1:02.641	+ 1.594	11:43:13.915	12	1:01.106	+ 0.059	11:50:30.655
6 -	1:03.187	+ 2.140	11:44:17.102	13	1:01.504	+ 0.457	11:51:32.159
7 -	1:02.340	+ 1.293	11:45:19.442				
<b>62</b>	<b>Simon ARMER</b>		Cooper T59				
1 -	57.042	+ 0.762	11:38:09.969	9	56.913	+ 0.633	11:45:56.683
2 -	57.448	+ 1.168	11:39:07.417	10	58.874	+ 2.594	11:46:55.557
3 -	58.366	+ 2.086	11:40:05.783	11	56.639	+ 0.359	11:47:52.196
4 -	1:01.550	+ 5.270	11:41:07.333	12	<b>56.280</b>		11:48:48.476
5 -	57.385	+ 1.105	11:42:04.718	13	56.754	+ 0.474	11:49:45.230
6 -	56.938	+ 0.658	11:43:01.656	14	56.483	+ 0.203	11:50:41.713
7 -	1:00.364	+ 4.084	11:44:02.020	15	56.294	+ 0.014	11:51:38.007
8 -	57.750	+ 1.470	11:44:59.770				
<b>71</b>	<b>Marcus MUSSA</b>		Brabham BT2				
1 -	57.150	+ 1.211	11:38:01.545	9	56.085	+ 0.146	11:45:41.458
2 -	56.992	+ 1.053	11:38:58.537	10	57.471	+ 1.532	11:46:38.929
3 -	57.006	+ 1.067	11:39:55.543	11	1:00.348	+ 4.409	11:47:39.277
4 -	58.479	+ 2.540	11:40:54.022	12	56.050	+ 0.111	11:48:35.327
5 -	57.644	+ 1.705	11:41:51.666	13	1:05.185	+ 9.246	11:49:40.512
6 -	59.169	+ 3.230	11:42:50.835	14	56.195	+ 0.256	11:50:36.707
7 -	58.032	+ 2.093	11:43:48.867	15	<b>55.939</b>		11:51:32.646
8 -	56.506	+ 0.567	11:44:45.373				
<b>72</b>	<b>David CROWTHER</b>		Lotus 22				
1 -	<b>1:04.804</b>		<b>11:38:25.017</b>	8	1:07.387	+ 2.583	11:46:20.880
2 -	1:05.412	+ 0.608	11:39:30.429	9	1:07.944	+ 3.140	11:47:28.824
3 -	1:11.224	+ 6.420	11:40:41.653	10	1:06.589	+ 1.785	11:48:35.413
4 -	1:08.969	+ 4.165	11:41:50.622	11	1:07.247	+ 2.443	11:49:42.660
5 -	1:07.161	+ 2.357	11:42:57.783	12	1:04.910	+ 0.106	11:50:47.570
6 -	1:07.729	+ 2.925	11:44:05.512	13	1:09.361	+ 4.557	11:51:56.931
7 -	1:07.981	+ 3.177	11:45:13.493				
<b>77</b>	<b>Steve SMITH</b>		Cooper T59				
1 -	57.046	+ 0.947	11:38:13.331	8	58.197	+ 2.098	11:45:05.737
2 -	57.137	+ 1.038	11:39:10.468	9	58.140	+ 2.041	11:46:03.877

Brands Hatch Indy  
Circuit Length = 1929 metres  
Start: 11:35 End: 11:52

Weather / Track : Cloudy / Dry

# Millers Oils Historic Formula Junior

## QUALIFYING - LAP ANALYSIS

3 -	1:00.174	+ 4.075	11:40:10.642	10	57.836	+ 1.737	11:47:01.713
4 -	1:00.807	+ 4.708	11:41:11.449	11	57.182	+ 1.083	11:47:58.895
5 -	59.337	+ 3.238	11:42:10.786	12	1:13.907	+ 17.808	11:49:12.802
6 -	58.610	+ 2.511	11:43:09.396	13	<b>56.099</b>		11:50:08.901
7 -	58.144	+ 2.045	11:44:07.540	14	57.064	+ 0.965	11:51:05.965
<b>79</b>	<b>Andrew HIBBERD</b>			Lotus 22			
1 -	58.357	+ 1.907	11:37:53.076	9	58.152	+ 1.702	11:45:50.157
2 -	56.481	+ 0.031	11:38:49.557	10	58.114	+ 1.664	11:46:48.271
3 -	1:03.564	+ 7.114	11:39:53.121	11	57.624	+ 1.174	11:47:45.895
4 -	1:02.828	+ 6.378	11:40:55.949	12	57.051	+ 0.601	11:48:42.946
5 -	58.757	+ 2.307	11:41:54.706	13	58.986	+ 2.536	11:49:41.932
6 -	1:02.392	+ 5.942	11:42:57.098	14	57.334	+ 0.884	11:50:39.266
7 -	57.804	+ 1.354	11:43:54.902	15	<b>56.450</b>		11:51:35.716
8 -	57.103	+ 0.653	11:44:52.005				
<b>85</b>	<b>John CHISHOLM</b>			Gemini Mk3A			
1 -	58.714	+ 0.927	11:38:16.489	8	58.170	+ 0.383	11:45:12.530
2 -	57.899	+ 0.112	11:39:14.388	9	<b>57.787</b>		11:46:10.317
3 -	1:00.983	+ 3.196	11:40:15.371	10	1:28.042	+ 30.255	11:47:38.359
4 -	1:00.938	+ 3.151	11:41:16.309	11	59.324	+ 1.537	11:48:37.683
5 -	1:00.470	+ 2.683	11:42:16.779	12	58.213	+ 0.426	11:49:35.896
6 -	58.804	+ 1.017	11:43:15.583	13	59.866	+ 2.079	11:50:35.762
7 -	58.777	+ 0.990	11:44:14.360	14	58.176	+ 0.389	11:51:33.938
<b>88</b>	<b>Paul DAVIS</b>			Lotus 20			
1 -	59.133	+ 1.376	11:38:08.960	8	58.736	+ 0.979	11:45:12.737
2 -	59.001	+ 1.244	11:39:07.961	9	58.881	+ 1.124	11:46:11.618
3 -	1:00.992	+ 3.235	11:40:08.953	10	59.718	+ 1.961	11:47:11.336
4 -	1:03.009	+ 5.252	11:41:11.962	11	57.797	+ 0.040	11:48:09.133
5 -	1:03.147	+ 5.390	11:42:15.109	12	<b>57.757</b>		11:49:06.890
6 -	1:00.151	+ 2.394	11:43:15.260	13	58.097	+ 0.340	11:50:04.987
7 -	58.741	+ 0.984	11:44:14.001	14	58.576	+ 0.819	11:51:03.563
<b>93</b>	<b>Rudolf ERNST</b>			Lotus 22			
1 -	1:02.264	+ 1.408	11:38:08.162	8	1:03.385	+ 2.529	11:45:35.840
2 -	1:04.078	+ 3.222	11:39:12.240	9	1:05.085	+ 4.229	11:46:40.925
3 -	1:08.384	+ 7.528	11:40:20.624	10	1:05.494	+ 4.638	11:47:46.419
4 -	1:04.215	+ 3.359	11:41:24.839	11	1:02.249	+ 1.393	11:48:48.668
5 -	1:02.855	+ 1.999	11:42:27.694	12	<b>1:00.856</b>		11:49:49.524
6 -	1:03.071	+ 2.215	11:43:30.765	13	1:01.392	+ 0.536	11:50:50.916
7 -	1:01.690	+ 0.834	11:44:32.455	14	1:03.988	+ 3.132	11:51:54.904
<b>94</b>	<b>David GRUNBERG</b>			Lotus 20			
1 -	<b>1:09.017</b>		<b>11:38:42.454</b>	7	1:10.705	+ 1.688	11:45:56.079
2 -	1:12.335	+ 3.318	11:39:54.789	8	1:14.838	+ 5.821	11:47:10.917
3 -	1:16.306	+ 7.289	11:41:11.095	9	1:09.800	+ 0.783	11:48:20.717
4 -	1:12.160	+ 3.143	11:42:23.255	10	1:10.523	+ 1.506	11:49:31.240
5 -	1:10.957	+ 1.940	11:43:34.212	11	1:11.517	+ 2.500	11:50:42.757
6 -	1:11.162	+ 2.145	11:44:45.374	12	1:21.991	+ 12.974	11:52:04.748
<b>97</b>	<b>David BROWN</b>			Brabham BT6			
1 -	<b>59.919</b>		<b>11:37:59.631</b>	8	1:02.490	+ 2.571	11:45:23.398
2 -	1:01.124	+ 1.205	11:39:00.755	9	1:01.859	+ 1.940	11:46:25.257
3 -	1:05.170	+ 5.251	11:40:05.925	10	1:03.751	+ 3.832	11:47:29.008
4 -	1:05.435	+ 5.516	11:41:11.360	11	1:01.405	+ 1.486	11:48:30.413
5 -	1:05.918	+ 5.999	11:42:17.278	12	1:02.290	+ 2.371	11:49:32.703
6 -	1:02.019	+ 2.100	11:43:19.297	13	1:03.294	+ 3.375	11:50:35.997
7 -	1:01.611	+ 1.692	11:44:20.908	14	1:02.318	+ 2.399	11:51:38.315

Brands Hatch Indy  
Circuit Length = 1929 metres  
Start: 11:35 End: 11:52

Weather / Track : Cloudy / Dry

# Millers Oils Historic Formula Junior

## RACE 7 - GRID

ROW 11	1:09.017 94 David GRUNBERG	1:08.688 32 John DOWSON
ROW 10	1:04.804 72 David CROWTHER	1:02.039 42 Simon HAMILTON
ROW 9	1:01.891 45 Brian ARCULUS	1:01.151 35 Tim BISHOP
ROW 8	1:01.047 55 Brian MITCHAM	1:00.856 93 Rudolf ERNST
ROW 7	1:00.767 37 Anthony MARTINDALE	59.919 97 David BROWN
ROW 6	59.549 50 Richard SMEETON	58.225 49 John TWEEDALE
ROW 5	57.787 85 John CHISHOLM	57.757 88 Paul DAVIS
ROW 4	56.760 36 Jon MILICEVIC	56.450 79 Andrew HIBBERD
ROW 3	56.280 62 Simon ARMER	56.172 51 Michael HIBBERD
ROW 2	56.099 77 Steve SMITH	55.939 71 Marcus MUSSA
ROW 1	55.890 52 James CLARIDGE	
<b>Pole</b>		
		

Weather / Track : Cloudy / Dry

Brands Hatch Indy  
Circuit Length = 1929 metres

Clerk of Course :		Timekeeper :

# Millers Oils Historic Formula Junior

## RACE 7 - CLASSIFICATION

POS	NO	CL	NAME	ENTRY	LAPS	TIME	GAP	DIFF	MPH	BEST	ON
1	52	C2	James CLARIDGE	Lola Mk5A	15	13:57.473			77.28	55.003	6
2	51	C2	Michael HIBBERD	Lotus 22	15	13:58.448	0.975	0.975	77.19	54.816	14
3	79	C2	Andrew HIBBERD	Lotus 22	15	14:06.788	9.315	8.340	76.43	55.499	15
4	71	C2	Marcus MUSSA	Brabham BT2	15	14:08.693	11.220	1.905	76.26	55.530	3
5	77	C2	Steve SMITH	Cooper T59	15	14:08.891	11.418	0.198	76.24	55.614	9
6	62	C2	Simon ARMER	Cooper T59	15	14:15.903	18.430	7.012	75.62	56.095	5
7	85	C1	John CHISHOLM	Gemini Mk3A	15	14:31.482	34.009	15.579	74.27	56.451	6
8	36	B	Jon MILICEVIC	Lotus 18	15	14:34.132	36.659	2.650	74.04	56.969	3
9	49	C1	John TWEEDALE	Jolus Ford	15	14:47.376	49.903	13.244	72.94	57.704	3
10	50	C2	Richard SMEETON	Lotus 20	15	14:55.454	57.981	8.078	72.28	57.681	4
11	88	C1	Paul DAVIS	Lotus 20	14	13:58.938	1 lap	1 lap	72.00	57.361	8
12	37	B	Anthony MARTINDALE	Essenkay	14	14:12.129	1 lap	13.191	70.89	59.303	8
13	93	C2	Rudolf ERNST	Lotus 22	14	14:16.368	1 lap	4.239	70.54	59.523	4
14	35	B	Tim BISHOP	Sauter	14	14:37.716	1 lap	21.348	68.82	1:00.878	11
15	45	B	Brian ARCULUS	Emeryson	14	14:49.818	1 lap	12.102	67.89	1:01.590	4
16	42	B	Simon HAMILTON	Lotus 18	13	14:01.352	2 laps	1 lap	66.67	1:01.704	2
17	72	C2	David CROWTHER	Lotus 22	13	14:18.439	2 laps	17.087	65.34	1:04.236	3
18	32	B	John DOWSON	Elva 200	13	14:27.389	2 laps	8.950	64.67	1:04.670	7

### NOT CLASSIFIED

DNF	55	C2	Brian MITCHAM	Wainer Ford	13	13:21.851	2 laps		69.95	59.456	8
DNF	97	C2	David BROWN	Brabham BT6	1	2:54.251	14 laps	12 laps	24.76	2:45.918	1
DNF	94	C1	David GRUNBERG	Lotus 20	0	12.370					0

### FASTEST LAP

36	B	Jon MILICEVIC	Lotus 18	3	56.969	75.74 mph	121.89 kph
85	C1	John CHISHOLM	Gemini Mk3A	6	56.451	76.43 mph	123.01 kph
51	C2	Michael HIBBERD	Lotus 22	14	54.816	78.71 mph	126.68 kph

Race Stopped

Weather / Track : Cloudy / Dry

These results are provisional until the conclusion of any judicial and technical matters.

Brands Hatch Indy  
Circuit Length = 1.1986 miles  
Start: 16:47 End: 17:05

Clerk of Course :

Timekeeper :

**Millers Oils Historic Formula Junior  
RACE 7 - LAP CHART**

Lap 1			Lap 2			Lap 3			Lap 4			Lap 5		
No	Behind	Laptime	No	Behind	Laptime	No	Behind	Laptime	No	Behind	Laptime	No	Behind	Laptime
52		57.596	52		55.359	52		55.143	52		55.111	52		55.056
51	0.899	57.291	51	1.165	55.625	51	1.024	55.002	51	1.420	55.507	51	2.195	55.831
71	1.376	58.655	71	2.310	56.293	97	2 LAPS	2:45.918	71	3.924	56.338	71	4.913	56.045
77	1.935	58.764	77	2.851	56.275	71	2.697	55.530	77	4.155	55.786	79	5.264	56.057
79	2.553	58.200	79	3.066	55.872	77	3.480	55.772	79	4.263	55.676	77	5.711	56.612
62	3.629	59.562	62	4.932	56.662	79	3.698	55.775	62	7.105	56.111	62	8.144	56.095
36	4.156	59.373	36	6.015	57.218	62	6.105	56.316	36	10.266	57.536	36	13.168	57.958
49	5.923	1:00.226	49	8.679	58.115	36	7.841	56.969	85	13.528	57.402	85	15.113	56.641
50	6.167	59.947	85	9.255	57.839	85	11.237	57.125	49	14.963	58.834	49	18.224	58.317
85	6.775	1:00.264	50	10.062	59.254	49	11.240	57.704	50	15.172	57.681	50	21.247	1:01.131
37	9.216	1:02.186	37	14.614	1:00.757	50	12.602	57.683	37	24.787	59.820	37	29.420	59.689
93	9.812	1:02.852	93	15.641	1:01.188	37	20.078	1:00.607	93	25.347	59.523	93	30.962	1:00.671
55	12.001	1:04.083	55	17.081	1:00.439	93	20.935	1:00.437	55	27.251	1:00.252	55	31.867	59.672
45	14.280	1:06.166	45	20.651	1:01.730	55	22.110	1:00.172	88	29.982	57.936	88	32.909	57.983
35	15.039	1:06.351	35	21.956	1:02.276	88	27.157	59.808	45	34.647	1:01.590	45	42.766	1:03.175
72	15.598	1:06.987	88	22.492	59.518	45	28.168	1:02.660	35	35.646	1:01.440	35	43.692	1:03.102
88	18.333	1:13.196	72	24.495	1:04.256	35	29.317	1:02.504	72	43.062	1:04.585	72	52.610	1:04.604
32	19.405	1:08.320	32	30.028	1:05.982	72	33.588	1:04.236	42	47.186	1:01.837	42	54.279	1:02.149
42	26.761	1:18.140	42	33.106	1:01.704	32	40.340	1:05.455	32	51.405	1:06.176			
						42	40.460	1:02.497						

**Millers Oils Historic Formula Junior  
RACE 7 - LAP CHART**

Lap 6			Lap 7			Lap 8			Lap 9			Lap 10		
No	Behind	Laptime	No	Behind	Laptime	No	Behind	Laptime	No	Behind	Laptime	No	Behind	Laptime
52		55.003	52		55.937	52		55.653	52		55.636	52		55.369
51	3.296	56.104	51	3.329	55.970	35	1 LAP	1:02.030	51	3.625	56.107	51	3.469	55.213
71	5.634	55.724	71	5.744	56.047	45	1 LAP	1:02.107	35	1 LAP	1:01.105	71	7.342	56.066
79	6.001	55.740	79	6.348	56.284	51	3.154	55.478	71	6.645	56.022	79	7.637	56.170
77	6.994	56.286	72	1 LAP	1:05.701	71	6.259	56.168	79	6.836	56.095	77	8.572	55.992
32	1 LAP	1:06.056	77	7.490	56.433	79	6.377	55.682	45	1 LAP	1:01.967	35	1 LAP	1:01.407
62	9.611	56.470	42	1 LAP	1:04.259	77	7.971	56.134	77	7.949	55.614	62	12.628	56.893
36	15.378	57.213	62	9.929	56.255	62	10.600	56.324	62	11.104	56.140	45	1 LAP	1:04.707
85	16.561	56.451	32	1 LAP	1:05.032	42	1 LAP	1:03.547	85	21.968	58.942	85	23.756	57.157
49	21.323	58.102	36	16.747	57.306	72	1 LAP	1:05.773	36	22.108	59.397	36	24.873	58.134
50	25.268	59.024	85	17.510	56.886	36	18.347	57.253	42	1 LAP	1:03.060	42	1 LAP	1:01.896
37	34.094	59.677	49	23.787	58.401	85	18.662	56.805	72	1 LAP	1:05.193	49	33.529	58.854
93	35.650	59.691	50	27.856	58.525	32	1 LAP	1:04.670	49	30.044	59.385	72	1 LAP	1:04.799
88	36.238	58.332	37	37.680	59.523	49	26.295	58.161	50	34.259	58.556	50	38.100	59.210
55	36.547	59.683	88	39.011	58.710	50	31.339	59.136	32	1 LAP	1:05.925	88	45.793	58.006
35	50.266	1:01.577	93	39.682	59.969	88	40.719	57.361	88	43.156	58.073	32	1 LAP	1:05.841
45	50.358	1:02.595	55	40.470	59.860	37	41.330	59.303	37	45.429	59.735	37	49.996	59.936
						55	44.273	59.456	55	48.541	59.904	55	53.630	1:00.458
						93	44.689	1:00.660	93	49.110	1:00.057	93	53.971	1:00.230



# Millers Oils Historic Formula Junior

## RACE 7 - LAP CHART

Lap 11			Lap 12			Lap 13			Lap 14			Lap 15		
No	Behind	Laptime	No	Behind	Laptime	No	Behind	Laptime	No	Behind	Laptime	No	Behind	Laptime
52		55.626	52		56.001	52		55.592	52		55.177	52		55.757
51	2.818	54.975	32	2 LAPS	1:06.600	51	1.357	55.231	51	0.996	54.816	51	0.975	55.736
71	7.419	55.703	51	1.718	54.901	37	1 LAP	1:01.943	79	9.573	56.087	88	1 LAP	59.636
79	7.523	55.512	93	1 LAP	1:01.200	93	1 LAP	1:00.055	37	1 LAP	1:00.182	42	2 LAPS	1:03.037
77	8.989	56.043	79	8.158	56.636	79	8.663	56.097	71	10.643	56.512	79	9.315	55.499
62	13.785	56.783	71	8.195	56.777	71	9.308	56.705	77	10.963	56.500	71	11.220	56.334
35	1 LAP	1:01.093	55	1 LAP	1:07.050	77	9.640	56.152	72	2 LAPS	1:06.410	77	11.418	56.212
45	1 LAP	1:01.927	77	9.080	56.092	32	2 LAPS	1:05.238	93	1 LAP	1:01.177	37	1 LAP	1:00.250
85	25.271	57.141	62	14.234	56.450	55	1 LAP	1:01.149	62	16.760	56.911	62	18.430	57.427
36	26.669	57.422	35	1 LAP	1:00.878	62	15.026	56.384	55	1 LAP	1:00.702	93	1 LAP	1:00.645
49	36.551	58.648	85	27.710	58.440	35	1 LAP	1:01.113	32	2 LAPS	1:05.241	72	2 LAPS	1:05.501
42	1 LAP	1:02.982	36	29.500	58.832	85	29.493	57.375	85	32.356	58.040	32	2 LAPS	1:04.715
50	41.585	59.111	45	1 LAP	1:03.826	36	31.457	57.549	36	34.342	58.062	85	34.009	57.410
72	1 LAP	1:05.708	49	39.568	59.018	45	1 LAP	1:02.573	35	1 LAP	1:01.461	36	36.659	58.074
88	48.534	58.367	42	1 LAP	1:03.362	49	42.954	58.978	45	1 LAP	1:02.555	35	1 LAP	1:01.638
37	54.808	1:00.438	50	44.985	59.401	50	48.736	59.343	49	46.189	58.412	49	49.903	59.471
			88	50.663	58.130	42	1 LAP	1:03.208	50	52.370	58.811	45	1 LAP	1:03.073
			72	1 LAP	1:05.022	88	52.763	57.692				50	57.981	1:01.368

# Classic Formula 3

## QUALIFYING - CLASSIFICATION

POS	NO	CL	NAME	ENTRY	TIME	ON	LAPS	GAP	DIFF	MPH
1	18	A	Bill COOMBS	Ralt RT1	48.568	13	13			88.84
2	26	A	Benn SIMMS	March 803B	48.848	9	17	0.280	0.280	88.33
3	1	A	Keith WHITE	Ralt RT1	49.775	12	17	1.207	0.927	86.69
4	4	A	Paul CAMPFIELD	March 803	49.960	11	16	1.392	0.185	86.37
5	7	A	Richard TROTT	Chevron B43	50.429	3	5	1.861	0.469	85.56
6	77	A	Nick CROSSLEY	Ralt RT1	50.773	7	16	2.205	0.344	84.98
7	47	C	Nicholas PEARCE	Delta T78/79	50.935	7	7	2.367	0.162	84.71
8	63	A	Paul SMITH	Ralt RT1	51.229	2	2	2.661	0.294	84.23
9	52	A	James PARSONS	March 803B	51.236	12	16	2.668	0.007	84.21
10	5	A	Paul WYETH	March 793	51.542	9	11	2.974	0.306	83.71
11	35	C	Colin WRIGHT	Reynard SF79	51.568	8	8	3.000	0.026	83.67
12	54	C	Peter RICHARDS	Delta T79	51.775	14	16	3.207	0.207	83.34
13	53	C	Roger PRICE	Delta T79	51.815	13	16	3.247	0.040	83.27
14	65	C	Peter DENHAM	Reynard SF78	51.832	15	16	3.264	0.017	83.25
15	42	A	Tom THORNTON	Argo JM3	51.980	11	16	3.412	0.148	83.01
16	40	C	Richard KEYWORD	Van Diemen RF78	52.094	11	16	3.526	0.114	82.83
17	9	C	Adam ORMANDY	Reynard SF78	52.294	11	16	3.726	0.200	82.51
18	37	A	Mike SIMPSON	Ralt RT1	52.659	13	16	4.091	0.365	81.94
19	11	C	Paul DUKES	Reynard SF79	52.873	11	15	4.305	0.214	81.61
20	30	A	Max SAMUEL-CAMPS	March 793	53.358	15	15	4.790	0.485	80.86
21	2	C	Lou WATTS	March 793	53.599	15	15	5.031	0.241	80.50
22	24	C	Alan GAPE	Royale RP27	53.723	11	15	5.155	0.124	80.32
23	98	C	Bob HOUGHTON	Lola T580	53.734	6	12	5.166	0.011	80.30
24	64	C	Janet SHERRY	Royale RP27	54.193	15	15	5.625	0.459	79.62
25	69	B	Albert CLEMENTS	Lotus 69	55.892	8	14	7.324	1.699	77.20
26	74	C	Seamus DOYLE	Lola T580	56.184	14	15	7.616	0.292	76.80

Car 98 - No working Transponder

Weather / Track : Cloudy / Dry

These results are provisional until the conclusion of any judicial and technical matters.

Brands Hatch Indy  
Circuit Length = 1.1986 miles  
Start: 11:59 End: 12:21

Clerk of Course :		Timekeeper :
-------------------	--	--------------

# Classic Formula 3

## QUALIFYING - LAP ANALYSIS

<b>1</b>	<b>Keith WHITE</b>			<b>Ralt RT1</b>			
1 -	52.063	+ 2.288	12:01:33.570	<b>10</b>	50.688	+ 0.913	12:09:09.230
2 -	50.766	+ 0.991	12:02:24.336	<b>11</b>	50.177	+ 0.402	12:09:59.407
3 -	50.555	+ 0.780	12:03:14.891	<b>12</b>	<b>49.775</b>		12:10:49.182
4 -	50.330	+ 0.555	12:04:05.221	<b>13</b>	50.680	+ 0.905	12:11:39.862
5 -	50.605	+ 0.830	12:04:55.826	<b>14</b>	49.879	+ 0.104	12:12:29.741
6 -	50.228	+ 0.453	12:05:46.054	<b>15</b>	49.909	+ 0.134	12:13:19.650
7 -	51.147	+ 1.372	12:06:37.201	<b>16</b>	50.018	+ 0.243	12:14:09.668
8 -	51.303	+ 1.528	12:07:28.504	<b>17</b>	49.820	+ 0.045	12:14:59.488
9 -	50.038	+ 0.263	12:08:18.542				
<b>2</b>	<b>Lou WATTS</b>			<b>March 793</b>			
1 -	55.330	+ 1.731	12:01:58.588	<b>9</b>	54.488	+ 0.889	12:09:17.051
2 -	55.248	+ 1.649	12:02:53.836	<b>10</b>	53.790	+ 0.191	12:10:10.841
3 -	54.634	+ 1.035	12:03:48.470	<b>11</b>	53.679	+ 0.080	12:11:04.520
4 -	54.330	+ 0.731	12:04:42.800	<b>12</b>	56.627	+ 3.028	12:12:01.147
5 -	54.677	+ 1.078	12:05:37.477	<b>13</b>	53.856	+ 0.257	12:12:55.003
6 -	54.962	+ 1.363	12:06:32.439	<b>14</b>	54.431	+ 0.832	12:13:49.434
7 -	53.859	+ 0.260	12:07:26.298	<b>15</b>	<b>53.599</b>		12:14:43.033
8 -	56.265	+ 2.666	12:08:22.563				
<b>4</b>	<b>Paul CAMPFIELD</b>			<b>March 803</b>			
1 -	51.983	+ 2.023	12:01:54.869	<b>9</b>	50.699	+ 0.739	12:08:44.985
2 -	51.448	+ 1.488	12:02:46.317	<b>10</b>	49.988	+ 0.028	12:09:34.973
3 -	51.651	+ 1.691	12:03:37.968	<b>11</b>	<b>49.960</b>		12:10:24.933
4 -	50.379	+ 0.419	12:04:28.347	<b>12</b>	50.093	+ 0.133	12:11:15.026
5 -	50.286	+ 0.326	12:05:18.633	<b>13</b>	50.254	+ 0.294	12:12:05.280
6 -	53.529	+ 3.569	12:06:12.162	<b>14</b>	51.038	+ 1.078	12:12:56.318
7 -	51.847	+ 1.887	12:07:04.009	<b>15</b>	52.887	+ 2.927	12:13:49.205
8 -	50.277	+ 0.317	12:07:54.286	<b>16</b>	51.288	+ 1.328	12:14:40.493
<b>5</b>	<b>Paul WYETH</b>			<b>March 793</b>			
1 -	52.698	+ 1.156	12:01:54.728	<b>7</b>	52.764	+ 1.222	12:07:09.822
2 -	52.887	+ 1.345	12:02:47.615	<b>8</b>	53.604	+ 2.062	12:08:03.426
3 -	52.982	+ 1.440	12:03:40.597	<b>9</b>	<b>51.542</b>		12:08:54.968
4 -	51.771	+ 0.229	12:04:32.368	<b>10</b>	54.945	+ 3.403	12:09:49.913
5 -	52.418	+ 0.876	12:05:24.786	<b>11</b>	52.272	+ 0.730	12:10:42.185
6 -	52.272	+ 0.730	12:06:17.058				
<b>7</b>	<b>Richard TROTT</b>			<b>Chevron B43</b>			
1 -	51.874	+ 1.445	12:01:27.233	<b>4</b>	50.770	+ 0.341	12:03:59.058
2 -	50.626	+ 0.197	12:02:17.859	<b>5</b>	50.674	+ 0.245	12:04:49.732
3 -	<b>50.429</b>		<b>12:03:08.288</b>				
<b>9</b>	<b>Adam ORMANDY</b>			<b>Reynard SF78</b>			
1 -	54.692	+ 2.398	12:01:41.993	<b>9</b>	54.303	+ 2.009	12:08:52.606
2 -	54.094	+ 1.800	12:02:36.087	<b>10</b>	52.627	+ 0.333	12:09:45.233
3 -	52.933	+ 0.639	12:03:29.020	<b>11</b>	<b>52.294</b>		12:10:37.527
4 -	53.367	+ 1.073	12:04:22.387	<b>12</b>	53.105	+ 0.811	12:11:30.632
5 -	53.964	+ 1.670	12:05:16.351	<b>13</b>	54.896	+ 2.602	12:12:25.528
6 -	56.196	+ 3.902	12:06:12.547	<b>14</b>	52.798	+ 0.504	12:13:18.326
7 -	52.975	+ 0.681	12:07:05.522	<b>15</b>	52.705	+ 0.411	12:14:11.031
8 -	52.781	+ 0.487	12:07:58.303	<b>16</b>	52.748	+ 0.454	12:15:03.779
<b>11</b>	<b>Paul DUKES</b>			<b>Reynard SF79</b>			
1 -	55.448	+ 2.575	12:01:59.169	<b>9</b>	53.480	+ 0.607	12:09:20.629
2 -	53.943	+ 1.070	12:02:53.112	<b>10</b>	53.370	+ 0.497	12:10:13.999
3 -	53.777	+ 0.904	12:03:46.889	<b>11</b>	<b>52.873</b>		12:11:06.872
4 -	1:02.699	+ 9.826	12:04:49.588	<b>12</b>	53.523	+ 0.650	12:12:00.395
5 -	55.512	+ 2.639	12:05:45.100	<b>13</b>	54.051	+ 1.178	12:12:54.446
6 -	54.179	+ 1.306	12:06:39.279	<b>14</b>	1:08.051	+ 15.178	12:14:02.497
7 -	53.618	+ 0.745	12:07:32.897	<b>15</b>	54.125	+ 1.252	12:14:56.622
8 -	54.252	+ 1.379	12:08:27.149				

Brands Hatch Indy  
 Circuit Length = 1.1986 miles  
 Start: 11:59 End: 12:21

Weather / Track : Cloudy / Dry

# Classic Formula 3

## QUALIFYING - LAP ANALYSIS

<b>18</b>	<b>Bill COOMBS</b>							<b>Ralt RT1</b>	
1 -	50.448	+ 1.880	12:02:18.738	<b>8</b>	49.210	+ 0.642	12:08:06.412		
2 -	49.905	+ 1.337	12:03:08.643	<b>9</b>	49.246	+ 0.678	12:08:55.658		
3 -	49.476	+ 0.908	12:03:58.119	<b>10</b>	52.424	+ 3.856	12:09:48.082		
4 -	50.225	+ 1.657	12:04:48.344	<b>11</b>	3:46.857	+ 2:58.289	12:13:34.939		
5 -	49.944	+ 1.376	12:05:38.288	<b>12</b>	49.331	+ 0.763	12:14:24.270		
6 -	49.640	+ 1.072	12:06:27.928	<b>13</b>	<b>48.568</b>		12:15:12.838		
7 -	49.274	+ 0.706	12:07:17.202						
<b>24</b>	<b>Alan GAPE</b>							<b>Royale RP27</b>	
1 -	55.773	+ 2.050	12:02:01.246	<b>9</b>	54.801	+ 1.078	12:09:17.745		
2 -	54.696	+ 0.973	12:02:55.942	<b>10</b>	53.731	+ 0.008	12:10:11.476		
3 -	54.364	+ 0.641	12:03:50.306	<b>11</b>	<b>53.723</b>		12:11:05.199		
4 -	53.975	+ 0.252	12:04:44.281	<b>12</b>	54.678	+ 0.955	12:11:59.877		
5 -	54.683	+ 0.960	12:05:38.964	<b>13</b>	53.932	+ 0.209	12:12:53.809		
6 -	55.027	+ 1.304	12:06:33.991	<b>14</b>	53.919	+ 0.196	12:13:47.728		
7 -	54.560	+ 0.837	12:07:28.551	<b>15</b>	54.344	+ 0.621	12:14:42.072		
8 -	54.393	+ 0.670	12:08:22.944						
<b>26</b>	<b>Benn SIMMS</b>							<b>March 803B</b>	
1 -	51.361	+ 2.513	12:01:29.746	<b>10</b>	49.070	+ 0.222	12:08:58.254		
2 -	51.146	+ 2.298	12:02:20.892	<b>11</b>	50.853	+ 2.005	12:09:49.107		
3 -	50.271	+ 1.423	12:03:11.163	<b>12</b>	49.259	+ 0.411	12:10:38.366		
4 -	49.505	+ 0.657	12:04:00.668	<b>13</b>	49.577	+ 0.729	12:11:27.943		
5 -	49.339	+ 0.491	12:04:50.007	<b>14</b>	49.212	+ 0.364	12:12:17.155		
6 -	50.026	+ 1.178	12:05:40.033	<b>15</b>	48.919	+ 0.071	12:13:06.074		
7 -	50.622	+ 1.774	12:06:30.655	<b>16</b>	49.450	+ 0.602	12:13:55.524		
8 -	49.681	+ 0.833	12:07:20.336	<b>17</b>	49.472	+ 0.624	12:14:44.996		
9 -	<b>48.848</b>		<b>12:08:09.184</b>						
<b>30</b>	<b>Max SAMUEL-CAMPS</b>							<b>March 793</b>	
1 -	58.692	+ 5.334	12:02:16.728	<b>9</b>	56.388	+ 3.030	12:09:39.800		
2 -	56.933	+ 3.575	12:03:13.661	<b>10</b>	54.100	+ 0.742	12:10:33.900		
3 -	56.395	+ 3.037	12:04:10.056	<b>11</b>	54.299	+ 0.941	12:11:28.199		
4 -	56.157	+ 2.799	12:05:06.213	<b>12</b>	1:00.109	+ 6.751	12:12:28.308		
5 -	54.648	+ 1.290	12:06:00.861	<b>13</b>	55.123	+ 1.765	12:13:23.431		
6 -	53.731	+ 0.373	12:06:54.592	<b>14</b>	53.640	+ 0.282	12:14:17.071		
7 -	54.285	+ 0.927	12:07:48.877	<b>15</b>	<b>53.358</b>		12:15:10.429		
8 -	54.535	+ 1.177	12:08:43.412						
<b>35</b>	<b>Colin WRIGHT</b>							<b>Reynard SF79</b>	
1 -	52.933	+ 1.365	12:01:35.904	<b>5</b>	53.536	+ 1.968	12:05:05.747		
2 -	52.151	+ 0.583	12:02:28.055	<b>6</b>	52.278	+ 0.710	12:05:58.025		
3 -	52.561	+ 0.993	12:03:20.616	<b>7</b>	51.604	+ 0.036	12:06:49.629		
4 -	51.595	+ 0.027	12:04:12.211	<b>8</b>	<b>51.568</b>		12:07:41.197		
<b>37</b>	<b>Mike SIMPSON</b>							<b>Ralt RT1</b>	
1 -	54.822	+ 2.163	12:02:03.870	<b>9</b>	55.313	+ 2.654	12:09:19.799		
2 -	52.960	+ 0.301	12:02:56.830	<b>10</b>	52.760	+ 0.101	12:10:12.559		
3 -	54.752	+ 2.093	12:03:51.582	<b>11</b>	52.729	+ 0.070	12:11:05.288		
4 -	57.870	+ 5.211	12:04:49.452	<b>12</b>	53.593	+ 0.934	12:11:58.881		
5 -	53.715	+ 1.056	12:05:43.167	<b>13</b>	<b>52.659</b>		12:12:51.540		
6 -	53.984	+ 1.325	12:06:37.151	<b>14</b>	52.791	+ 0.132	12:13:44.331		
7 -	54.100	+ 1.441	12:07:31.251	<b>15</b>	52.748	+ 0.089	12:14:37.079		
8 -	53.235	+ 0.576	12:08:24.486	<b>16</b>	53.461	+ 0.802	12:15:30.540		
<b>40</b>	<b>Richard KEYWORTH</b>							<b>Van Diemen RF78</b>	
1 -	53.066	+ 0.972	12:01:38.108	<b>9</b>	52.923	+ 0.829	12:08:50.791		
2 -	52.548	+ 0.454	12:02:30.656	<b>10</b>	52.277	+ 0.183	12:09:43.068		
3 -	53.953	+ 1.859	12:03:24.609	<b>11</b>	<b>52.094</b>		12:10:35.162		
4 -	53.146	+ 1.052	12:04:17.755	<b>12</b>	52.543	+ 0.449	12:11:27.705		
5 -	52.587	+ 0.493	12:05:10.342	<b>13</b>	52.590	+ 0.496	12:12:20.295		
6 -	57.777	+ 5.683	12:06:08.119	<b>14</b>	52.570	+ 0.476	12:13:12.865		

Brands Hatch Indy  
Circuit Length = 1.1986 miles  
Start: 11:59 End: 12:21

Weather / Track : Cloudy / Dry

# Classic Formula 3

## QUALIFYING - LAP ANALYSIS

7 -	56.868	+ 4.774	12:07:04.987	15	53.964	+ 1.870	12:14:06.829
8 -	52.881	+ 0.787	12:07:57.868	16	52.869	+ 0.775	12:14:59.698
<b>42</b>	<b>Tom THORNTON</b>		<b>Argo JM3</b>				
1 -	54.820	+ 2.840	12:01:49.218	9	52.607	+ 0.627	12:08:51.913
2 -	52.811	+ 0.831	12:02:42.029	10	52.145	+ 0.165	12:09:44.058
3 -	52.415	+ 0.435	12:03:34.444	11	<b>51.980</b>		12:10:36.038
4 -	52.487	+ 0.507	12:04:26.931	12	53.340	+ 1.360	12:11:29.378
5 -	53.131	+ 1.151	12:05:20.062	13	53.138	+ 1.158	12:12:22.516
6 -	53.722	+ 1.742	12:06:13.784	14	1:11.922	+ 19.942	12:13:34.438
7 -	53.087	+ 1.107	12:07:06.871	15	53.407	+ 1.427	12:14:27.845
8 -	52.435	+ 0.455	12:07:59.306	16	53.041	+ 1.061	12:15:20.886
<b>47</b>	<b>Nicholas PEARCE</b>		<b>Delta T78/79</b>				
1 -	54.819	+ 3.884	12:01:31.132	5	51.485	+ 0.550	12:04:58.042
2 -	52.010	+ 1.075	12:02:23.142	6	51.139	+ 0.204	12:05:49.181
3 -	51.834	+ 0.899	12:03:14.976	7	<b>50.935</b>		12:06:40.116
4 -	51.581	+ 0.646	12:04:06.557				
<b>52</b>	<b>James PARSONS</b>		<b>March 803B</b>				
1 -	53.577	+ 2.341	12:01:42.404	9	51.436	+ 0.200	12:08:44.915
2 -	52.538	+ 1.302	12:02:34.942	10	53.016	+ 1.780	12:09:37.931
3 -	51.351	+ 0.115	12:03:26.293	11	52.421	+ 1.185	12:10:30.352
4 -	54.654	+ 3.418	12:04:20.947	12	<b>51.236</b>		12:11:21.588
5 -	54.658	+ 3.422	12:05:15.605	13	51.595	+ 0.359	12:12:13.183
6 -	53.373	+ 2.137	12:06:08.978	14	51.399	+ 0.163	12:13:04.582
7 -	52.561	+ 1.325	12:07:01.539	15	52.206	+ 0.970	12:13:56.788
8 -	51.940	+ 0.704	12:07:53.479	16	52.230	+ 0.994	12:14:49.018
<b>53</b>	<b>Roger PRICE</b>		<b>Delta T79</b>				
1 -	53.501	+ 1.686	12:01:39.193	9	53.630	+ 1.815	12:08:43.893
2 -	52.939	+ 1.124	12:02:32.132	10	55.030	+ 3.215	12:09:38.923
3 -	53.156	+ 1.341	12:03:25.288	11	52.257	+ 0.442	12:10:31.180
4 -	53.513	+ 1.698	12:04:18.801	12	52.095	+ 0.280	12:11:23.275
5 -	53.739	+ 1.924	12:05:12.540	13	<b>51.815</b>		12:12:15.090
6 -	52.510	+ 0.695	12:06:05.050	14	52.427	+ 0.612	12:13:07.517
7 -	53.169	+ 1.354	12:06:58.219	15	52.062	+ 0.247	12:13:59.579
8 -	52.044	+ 0.229	12:07:50.263	16	52.107	+ 0.292	12:14:51.686
<b>54</b>	<b>Peter RICHARDS</b>		<b>Delta T79</b>				
1 -	54.770	+ 2.995	12:02:04.437	9	51.916	+ 0.141	12:09:14.197
2 -	53.436	+ 1.661	12:02:57.873	10	52.049	+ 0.274	12:10:06.246
3 -	55.437	+ 3.662	12:03:53.310	11	52.424	+ 0.649	12:10:58.670
4 -	54.018	+ 2.243	12:04:47.328	12	52.016	+ 0.241	12:11:50.686
5 -	52.744	+ 0.969	12:05:40.072	13	52.166	+ 0.391	12:12:42.852
6 -	56.224	+ 4.449	12:06:36.296	14	<b>51.775</b>		12:13:34.627
7 -	52.316	+ 0.541	12:07:28.612	15	53.379	+ 1.604	12:14:28.006
8 -	53.669	+ 1.894	12:08:22.281	16	51.923	+ 0.148	12:15:19.929
<b>63</b>	<b>Paul SMITH</b>		<b>Ralt RT1</b>				
1 -	52.285	+ 1.056	12:01:39.573	2	<b>51.229</b>		12:02:30.802
<b>64</b>	<b>Janet SHERRY</b>		<b>Royale RP27</b>				
1 -	56.894	+ 2.701	12:01:49.390	9	55.405	+ 1.212	12:09:11.500
2 -	56.279	+ 2.086	12:02:45.669	10	55.071	+ 0.878	12:10:06.571
3 -	55.926	+ 1.733	12:03:41.595	11	54.832	+ 0.639	12:11:01.403
4 -	54.813	+ 0.620	12:04:36.408	12	54.495	+ 0.302	12:11:55.898
5 -	55.486	+ 1.293	12:05:31.894	13	55.211	+ 1.018	12:12:51.109
6 -	54.484	+ 0.291	12:06:26.378	14	54.887	+ 0.694	12:13:45.996
7 -	54.943	+ 0.750	12:07:21.321	15	<b>54.193</b>		12:14:40.189
8 -	54.774	+ 0.581	12:08:16.095				
<b>65</b>	<b>Peter DENHAM</b>		<b>Reynard SF78</b>				
1 -	54.785	+ 2.953	12:02:12.101	9	52.577	+ 0.745	12:09:15.530

Brands Hatch Indy  
Circuit Length = 1.1986 miles  
Start: 11:59 End: 12:21

Weather / Track : Cloudy / Dry

## Classic Formula 3

### QUALIFYING - LAP ANALYSIS

2 -	52.802	+ 0.970	12:03:04.903	10	52.086	+ 0.254	12:10:07.616
3 -	51.990	+ 0.158	12:03:56.893	11	52.713	+ 0.881	12:11:00.329
4 -	52.843	+ 1.011	12:04:49.736	12	51.919	+ 0.087	12:11:52.248
5 -	53.754	+ 1.922	12:05:43.490	13	52.028	+ 0.196	12:12:44.276
6 -	54.051	+ 2.219	12:06:37.541	14	52.764	+ 0.932	12:13:37.040
7 -	52.663	+ 0.831	12:07:30.204	15	<b>51.832</b>		12:14:28.872
8 -	52.749	+ 0.917	12:08:22.953	16	52.451	+ 0.619	12:15:21.323
<b>69</b>	<b>Albert CLEMENTS</b>			Lotus 69			
1 -	1:00.360	+ 4.468	12:02:22.628	8	<b>55.892</b>		12:09:05.511
2 -	58.395	+ 2.503	12:03:21.023	9	56.585	+ 0.693	12:10:02.096
3 -	57.239	+ 1.347	12:04:18.262	10	56.674	+ 0.782	12:10:58.770
4 -	57.355	+ 1.463	12:05:15.617	11	56.964	+ 1.072	12:11:55.734
5 -	1:00.246	+ 4.354	12:06:15.863	12	58.125	+ 2.233	12:12:53.859
6 -	57.316	+ 1.424	12:07:13.179	13	59.028	+ 3.136	12:13:52.887
7 -	56.440	+ 0.548	12:08:09.619	14	58.489	+ 2.597	12:14:51.376
<b>74</b>	<b>Seamus DOYLE</b>			Lola T580			
1 -	56.784	+ 0.600	12:02:15.051	9	57.014	+ 0.830	12:09:51.413
2 -	58.450	+ 2.266	12:03:13.501	10	56.452	+ 0.268	12:10:47.865
3 -	56.324	+ 0.140	12:04:09.825	11	58.762	+ 2.578	12:11:46.627
4 -	57.093	+ 0.909	12:05:06.918	12	56.624	+ 0.440	12:12:43.251
5 -	56.250	+ 0.066	12:06:03.168	13	56.238	+ 0.054	12:13:39.489
6 -	57.320	+ 1.136	12:07:00.488	14	<b>56.184</b>		12:14:35.673
7 -	56.909	+ 0.725	12:07:57.397	15	57.812	+ 1.628	12:15:33.485
8 -	57.002	+ 0.818	12:08:54.399				
<b>77</b>	<b>Nick CROSSLEY</b>			Ralt RT1			
1 -	54.128	+ 3.355	12:02:01.888	9	50.817	+ 0.044	12:08:55.378
2 -	52.131	+ 1.358	12:02:54.019	10	52.859	+ 2.086	12:09:48.237
3 -	52.897	+ 2.124	12:03:46.916	11	51.837	+ 1.064	12:10:40.074
4 -	52.289	+ 1.516	12:04:39.205	12	51.186	+ 0.413	12:11:31.260
5 -	51.833	+ 1.060	12:05:31.038	13	51.972	+ 1.199	12:12:23.232
6 -	51.611	+ 0.838	12:06:22.649	14	50.821	+ 0.048	12:13:14.053
7 -	<b>50.773</b>		<b>12:07:13.422</b>	15	51.242	+ 0.469	12:14:05.295
8 -	51.139	+ 0.366	12:08:04.561	16	50.864	+ 0.091	12:14:56.159
<b>98</b>	<b>Bob HOUGHTON</b>			Lola T580			
1 -	54.568	+ 0.834	12:02:52.860	7	54.015	+ 0.281	12:10:15.411
2 -	53.767	+ 0.033	12:03:46.627	8	54.338	+ 0.604	12:11:09.749
3 -	56.173	+ 2.439	12:04:42.800	9	54.117	+ 0.383	12:12:03.866
4 -	2:49.633	+ 1:55.899	12:07:32.433	10	54.629	+ 0.895	12:12:58.495
5 -	55.229	+ 1.495	12:08:27.662	11	55.045	+ 1.311	12:13:53.540
6 -	<b>53.734</b>		<b>12:09:21.396</b>	12	57.835	+ 4.101	12:14:51.375

# Classic Formula 3

## RACE 8 - GRID

ROW 13	55.892 69 Albert CLEMENTS	56.184 74 Seamus DOYLE
ROW 12	53.734 98 Bob HOUGHTON	54.193 64 Janet SHERRY
ROW 11	53.599 2 Lou WATTS	53.723 24 Alan GAPE
ROW 10	52.873 11 Paul DUKES	53.358 30 Max SAMUEL-CAMPS
ROW 9	52.294 9 Adam ORMANDY	52.659 37 Mike SIMPSON
ROW 8	51.980 42 Tom THORNTON	52.094 40 Richard KEYWORD
ROW 7	51.815 53 Roger PRICE	51.832 65 Peter DENHAM
ROW 6	51.568 35 Colin WRIGHT	51.775 54 Peter RICHARDS
ROW 5	51.236 52 James PARSONS	51.542 5 Paul WYETH
ROW 4	50.935 47 Nicholas PEARCE	51.229 63 Paul SMITH
ROW 3	50.429 7 Richard TROTT	50.773 77 Nick CROSSLEY
ROW 2	49.775 1 Keith WHITE	49.960 4 Paul CAMPFIELD
ROW 1	48.568 18 Bill COOMBS	48.848 26 Benn SIMMS
<b>Pole</b>		
		

Weather / Track : Cloudy / Dry

Brands Hatch Indy  
Circuit Length = 1.1986 miles

Clerk of Course :		Timekeeper :
-------------------	--	--------------