



Historic Race Meeting

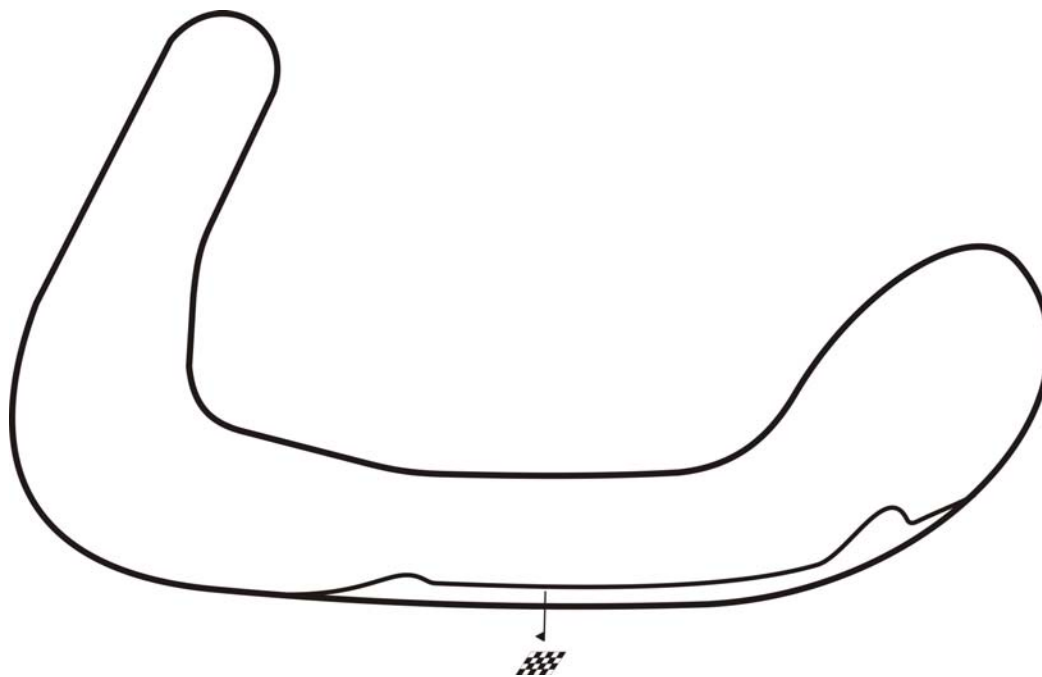
Brands Hatch

11 September 2011



Timing and Results by MST SYSTEMS Ltd
www.mstworld.com

BRANDS HATCH INDY CIRCUIT



CIRCUIT LENGTH 1.198 Miles / 1.929 Kilometres



HSCC Historic Formula Ford 2000
RACE 1 - QUALIFYING - Brands Hatch - 11 September 2011

POS	NO	CL	DRIVER	NAT	CAR	TIME	LAPS	GAP	MPH
1	79	A	Russell LOVE		Reynard SF79	53.273	14		81.02
2	22	A	John HAYES-HARLOW		Royale RP30	54.970	14	1.697	78.52
3	32	A	Lawrence DENNE		Royale RP27	55.910	13	2.637	77.20
4	25	B	Antony RAINE		Merlyn MK28	56.169	13	2.896	76.84
5	88	A	Paul DUKES		Reynard SF79	56.336	12	3.063	76.61
6	57	A	David WILD		Reynard SF79	56.409	13	3.136	76.52
7	12	A	Gary FLETCHER		Delta T79	56.550	13	3.277	76.32
8	33	A	Phil WALKER		Lola T580	56.752	12	3.479	76.05
9	75	A	Colin WRIGHT		Reynard SF79	57.120	13	3.847	75.56
10	8	A	Andrew HUXTABLE		Lola T580	57.148	13	3.875	75.53
11	16	A	Simon TOYNE		Reynard SF79	57.248	13	3.975	75.39
12	6	A	Jeremy MAIN		Reynard SF79	57.441	13	4.168	75.14
13	53	A	Roger PRICE		Delta T79	57.684	8	4.411	74.82
14	65	A	Peter DENHAM		Reynard SF78	57.766	13	4.493	74.72
15	59	C	Martyn DONN		Supernova BH3	57.770	13	4.497	74.71
16	31	A	Derek WATLING		Reynard SF79	59.430	12	6.157	72.63
17	51	A	Stuart OLLEY		Delta T79	59.672	12	6.399	72.33
18	70	A	John TAYLOR		Royale RP27	59.761	12	6.488	72.22
19	19	A	Robert TUSTING		Delta T79	1:00.162	12	6.889	71.74
20	47	C	Jon RANDALL		Lola Supervee	1:00.289	12	7.016	71.59
21	46	C	Jon BOWLES		Royale RP9	1:00.704	12	7.431	71.10
22	7	C	Alan MORGAN		Elden Mk14	1:03.903	12	10.630	67.54
23	97	C	Charles MERRILL		Royale RP9	1:08.764	7	15.491	62.77

Weather/Track: Sun/Drying

These results are provisional until the conclusion of any judicial and technical matters.

Brands Hatch
 Circuit Length = 1.1990 miles.
 Start: 10:00 End: 10:12

Clerk of the Course:		Timekeeper:
----------------------	--	-------------

HSCC Historic Formula Ford 2000

RACE 1 - QUALIFYING LAP ANALYSIS - Brands Hatch - 11 September 2011

6	Jeremy MAIN	Reynard SF79
1 - X:00.000P	6 - 1:01.185	11 - 1:00.470
2 - 1:12.838	7 - 1:00.545	12 - 58.603
3 - 1:02.707	8 - 59.492	13 - 57.441
4 - 1:01.650	9 - 59.110	
5 - 1:01.563	10 - 59.663	
7	Alan MORGAN	Elden Mk14
1 - X:00.000P	6 - 1:06.267	11 - 1:05.979
2 - 1:18.498	7 - 1:07.331	12 - 1:03.903
3 - 1:07.375	8 - 1:08.611	
4 - 1:08.058	9 - 1:06.138	
5 - 1:06.619	10 - 1:06.415	
8	Andrew HUXTABLE	Lola T580
1 - X:00.000P	6 - 58.961	11 - 58.857
2 - 1:06.392	7 - 58.276	12 - 57.997
3 - 59.929	8 - 57.840	13 - 57.268
4 - 59.587	9 - 59.296	
5 - 1:00.208	10 - 57.148	
12	Gary FLETCHER	Delta T79
1 - X:00.000P	6 - 1:02.269	11 - 57.784
2 - 1:12.155	7 - 1:00.023	12 - 56.670
3 - 1:03.946	8 - 59.299	13 - 56.550
4 - 1:01.861	9 - 59.029	
5 - 1:02.686	10 - 58.246	
16	Simon TOYNE	Reynard SF79
1 - X:00.000P	6 - 58.618	11 - 1:00.052
2 - 1:10.024	7 - 58.158	12 - 57.761
3 - 1:01.765	8 - 59.016	13 - 57.248
4 - 1:00.840	9 - 57.899	
5 - 58.775	10 - 59.261	
19	Robert TUSTING	Delta T79
1 - X:00.000P	6 - 1:03.871	11 - 1:01.185
2 - 1:15.194	7 - 1:02.709	12 - 1:00.162
3 - 1:04.593	8 - 1:01.814	
4 - 1:04.518	9 - 1:02.155	
5 - 1:02.697	10 - 1:01.671	

Weather/Track: Sun/Drying

www.mstworld.com

Page 1 of 4

Brands Hatch
Circuit Length = 1.1990 miles.
Start: 10:00 End: 10:12

Printed - 10:14 Sunday, 11 September 2011

HSCC Historic Formula Ford 2000

RACE 1 - QUALIFYING LAP ANALYSIS - Brands Hatch - 11 September 2011

(contd.)

22	John HAYES-HARLOW	Royale RP30
1 - X:00.000P	6 - 57.434	11 - 58.518
2 - 1:10.766	7 - 58.032	12 - 55.021
3 - 1:00.090	8 - 57.231	13 - 54.970
4 - 59.257	9 - 58.360	14 - 55.206
5 - 1:00.686	10 - 56.915	
25	Antony RAINE	Merlyn MK28
1 - X:00.000P	6 - 59.360	11 - 58.263
2 - 1:06.909	7 - 59.432	12 - 58.745
3 - 1:01.257	8 - 58.958	13 - 56.169
4 - 1:00.348	9 - 57.984	
5 - 1:00.278	10 - 59.145	
31	Derek WATLING	Reynard SF79
1 - X:00.000P	6 - 1:02.662	11 - 1:05.114
2 - 1:16.353	7 - 1:01.809	12 - 59.430
3 - 1:04.613	8 - 1:04.558	
4 - 1:14.527	9 - 1:00.819	
5 - 1:03.549	10 - 1:02.546	
32	Lawrence DENNE	Royale RP27
1 - X:00.000P	6 - 1:02.276	11 - 58.160
2 - 1:09.933	7 - 1:00.350	12 - 57.070
3 - 1:03.430	8 - 59.508	13 - 55.910
4 - 1:05.785	9 - 58.561	
5 - 1:04.618	10 - 57.857	
33	Phil WALKER	Lola T580
1 - X:00.000P	6 - 1:03.121	11 - 58.455
2 - 1:14.843	7 - 1:00.419	12 - 56.752
3 - 1:14.608	8 - 1:00.053	
4 - 1:03.676	9 - 1:00.193	
5 - 1:02.578	10 - 1:01.956	
46	Jon BOWLES	Royale RP9
1 - X:00.000P	6 - 1:03.634	11 - 1:02.086
2 - 1:15.334	7 - 1:02.884	12 - 1:00.704
3 - 1:05.779	8 - 1:03.833	
4 - 1:07.433	9 - 1:03.210	
5 - 1:05.394	10 - 1:02.452	

Weather/Track: Sun/Drying

www.mstworld.com

Page 2 of 4

Brands Hatch
Circuit Length = 1.1990 miles.
Start: 10:00 End: 10:12

Printed - 10:14 Sunday, 11 September 2011

HSCC Historic Formula Ford 2000

RACE 1 - QUALIFYING LAP ANALYSIS - Brands Hatch - 11 September 2011

(contd.)

47	Jon RANDALL	Lola Supervee
1 - X:00.000P	6 - 1:02.297	11 - 1:01.392
2 - 1:15.098	7 - 1:02.502	12 - 1:01.249
3 - 1:06.238	8 - 1:02.456	
4 - 1:04.430	9 - 1:02.210	
5 - 1:02.975	10 - 1:00.289	
51	Stuart OLLEY	Delta T79
1 - X:00.000P	6 - 1:03.050	11 - 1:02.447
2 - 1:15.216	7 - 1:02.019	12 - 59.672
3 - 1:06.297	8 - 1:01.940	
4 - 1:07.579	9 - 1:02.278	
5 - 1:02.655	10 - 1:05.511	
53	Roger PRICE	Delta T79
1 - X:00.000P	6 - 58.204	
2 - 1:09.072	7 - 57.684	
3 - 1:00.443	8 - 58.298	
4 - 1:00.279		
5 - 58.677		
57	David WILD	Reynard SF79
1 - X:00.000P	6 - 58.628	11 - 1:00.491
2 - 1:08.824	7 - 58.477	12 - 57.742
3 - 1:01.229	8 - 58.579	13 - 56.409
4 - 1:00.947	9 - 57.783	
5 - 58.633	10 - 57.753	
59	Martyn DONN	Supernova BH3
1 - X:00.000P	6 - 1:01.081	11 - 58.302
2 - 1:14.375	7 - 1:00.012	12 - 59.844
3 - 1:05.494	8 - 59.170	13 - 57.770
4 - 1:03.055	9 - 58.954	
5 - 1:00.925	10 - 58.073	
65	Peter DENHAM	Reynard SF78
1 - X:00.000P	6 - 59.692	11 - 1:01.406
2 - 1:11.242	7 - 58.471	12 - 58.243
3 - 1:00.255	8 - 58.633	13 - 57.945
4 - 1:00.237	9 - 58.455	
5 - 59.856	10 - 57.766	

Weather/Track: Sun/Drying

www.mstworld.com

Page 3 of 4

Brands Hatch
Circuit Length = 1.1990 miles.
Start: 10:00 End: 10:12

Printed - 10:14 Sunday, 11 September 2011

HSCC Historic Formula Ford 2000

RACE 1 - QUALIFYING LAP ANALYSIS - Brands Hatch - 11 September 2011

(contd.)

70	John TAYLOR	Royale RP27
1 - X:00.000P	6 - 1:02.506	11 - 1:02.300
2 - 1:15.348	7 - 1:02.715	12 - 59.761
3 - 1:04.995	8 - 1:03.771	
4 - 1:04.447	9 - 1:03.846	
5 - 1:02.493	10 - 1:07.103	
75	Colin WRIGHT	Reynard SF79
1 - X:00.000P	6 - 58.999	11 - 1:00.372
2 - 1:10.177	7 - 58.605	12 - 57.752
3 - 1:00.683	8 - 59.079	13 - 57.120
4 - 1:00.310	9 - 58.660	
5 - 1:00.056	10 - 59.083	
79	Russell LOVE	Reynard SF79
1 - X:00.000P	6 - 56.680	11 - 54.788
2 - 1:07.231	7 - 57.094	12 - 53.879
3 - 59.252	8 - 55.982	13 - 54.581
4 - 58.752	9 - 56.661	14 - 53.273
5 - 57.924	10 - 56.654	
88	Paul DUKES	Reynard SF79
1 - X:00.000P	6 - 1:01.118	11 - 56.613
2 - 1:08.613	7 - 59.542	12 - 59.417
3 - 1:01.961	8 - 58.193	
4 - 1:19.917	9 - 57.652	
5 - 1:02.245	10 - 56.336	
97	Charles MERRILL	Royale RP9
1 - X:00.000P	6 - 1:12.841	
2 - 2:20.541	7 - 1:16.812	
3 - 1:23.663		
4 - 1:13.508		
5 - 1:08.764		

Weather/Track: Sun/Drying

www.mstworld.com


Page 4 of 4

Brands Hatch
Circuit Length = 1.1990 miles.
Start: 10:00 End: 10:12

Printed - 10:14 Sunday, 11 September 2011

HSCC Historic Formula Ford 2000
RACE 1 - GRID - Brands Hatch - 11 September 2011

ROW 12	97 MERRILL	7 MORGAN
ROW 11	46 BOWLES	47 RANDALL
ROW 10	19 TUSTING	70 TAYLOR
ROW 9	51 OLLEY	31 WATLING
ROW 8	59 DONN	65 DENHAM
ROW 7	53 PRICE	6 MAIN
ROW 6	16 TOYNE	8 HUXTABLE
ROW 5	75 WRIGHT	33 WALKER
ROW 4	12 FLETCHER	57 WILD
ROW 3	88 DUKES	25 RAINE
ROW 2	32 DENNE	22 HAYES-HARLOW
ROW 1	79 LOVE	
	POLE	



Weather/Track: Sun/Drying

These results are provisional until the conclusion of any judicial and technical matters.

Brands Hatch
 Circuit Length = 1.1990 miles.
 Start: 10:00 End: 10:12

Clerk of the Course:

Timekeeper:

HSCC Historic Formula Ford 2000

RACE 1 - CLASSIFICATION - Brands Hatch - 11 September 2011

POS	NO	CL	DRIVER	NAT	CAR	TIME	LAPS	GAP	MPH	BEST
1	79	A	Russell LOVE		Reynard SF79	55.695	1		78.66	55.695
2	32	A	Lawrence DENNE		Royale RP27	57.522	1	1.827	76.16	57.522
3	57	A	David WILD		Reynard SF79	57.758	1	2.063	75.85	57.758
4	33	A	Phil WALKER		Lola T580	59.022	1	3.327	74.23	59.022
5	65	A	Peter DENHAM		Reynard SF78	59.119	1	3.424	74.10	59.119
6	8	A	Andrew HUXTABLE		Lola T580	1:01.613	1	5.918	71.10	1:01.613
7	53	A	Roger PRICE		Delta T79	1:02.196	1	6.501	70.44	1:02.196
8	59	C	Martyn DONN		Supernova BH3	1:02.693	1	6.998	69.88	1:02.693
9	6	A	Jeremy MAIN		Reynard SF79	1:02.955	1	7.260	69.59	1:02.955
10	25	B	Antony RAINE		Merlyn MK28	1:03.131	1	7.436	69.39	1:03.131
11	19	A	Robert TUSTING		Delta T79	1:03.138	1	7.443	69.39	1:03.138
12	51	A	Stuart OLLEY		Delta T79	1:03.723	1	8.028	68.75	1:03.723
13	31	A	Derek WATLING		Reynard SF79	1:04.103	1	8.408	68.34	1:04.103
14	47	C	Jon RANDALL		Lola Supervee	1:04.454	1	8.759	67.97	1:04.454
15	46	C	Jon BOWLES		Royale RP9	1:06.159	1	10.464	66.22	1:06.159
16	7	C	Alan MORGAN		Elden Mk14	1:10.152	1	14.457	62.45	1:10.152

NOT CLASSIFIED

22	A	John HAYES-HARLOW		Royale RP30	56.725	1	1.030	77.23	56.725
75	A	Colin WRIGHT		Reynard SF79	58.379	1	2.684	75.04	58.379
12	A	Gary FLETCHER		Delta T79		0	D.N.F.	N/A	
16	A	Simon TOYNE		Reynard SF79		0	D.N.F.	N/A	

FASTEST LAP

79	A	Russell LOVE		Reynard SF79	55.695	1	78.66mph	126.59kph
59	C	Martyn DONN		Supernova BH3	1:02.693	1	69.88mph	112.46kph
25	B	Antony RAINE		Merlyn MK28	1:03.131	1	69.39mph	111.68kph

Weather/Track: Sun/Dry

These results are provisional until the conclusion of any judicial and technical matters.

Brands Hatch
Circuit Length = 1.1990 miles.
Start: 14:29 End: 14:30

Clerk of Course:	Stewards:	Timekeeper:

HSCC Historic Road Sports

RACE 2 - QUALIFYING - Brands Hatch - 11 September 2011

POS	NO	CL	DRIVER	NAT	CAR	TIME	LAPS	GAP	MPH
1	46	C	Paul TOOMS		Lotus Elan	56.821	12		75.96
2	11	A	Matthew TRUELOVE		TVR Griffith	56.853	13	0.032	75.92
3	2	C	Robert BARRIE		Lotus 7	57.222	13	0.401	75.43
4	1	C	David RANDALL		Ginetta G4	57.271	13	0.450	75.36
5	36	C	Frazer GIBNEY		Lotus Elan S1	57.508	13	0.687	75.05
6	72	C	Jim GATHERCOLE		Lotus Elan	58.859	13	2.038	73.33
7	32	G	Mike ADAMS		Jaguar E-type	59.205	13	2.384	72.90
8	6	C	Larry KENNEDY		Lotus Elan S4	59.228	13	2.407	72.87
9	33	C	Brian COWAN		Lotus Elan S3	59.713	12	2.892	72.28
10	48	C	Barry ASHDOWN		Lotus Elan	1:00.177	12	3.356	71.72
11	76	A	Tony HOWARD		Morgan Plus 8	1:00.280	10	3.459	71.60
12	71	E	Dick COFFEY		Turner Mk1	1:00.422	12	3.601	71.43
13	19	A	Keith WHYMAN		Ford Mustang	1:00.488	10	3.667	71.36
14	15	A	Mike EAGLES		De Tomaso Mangusta	1:00.522	13	3.701	71.32
15	93	G	Glynn EVANS		Porsche 911	1:01.245	12	4.424	70.47
16	31	E	Ian BURFORD		MG Lenham Le Mans coupe	1:01.824	12	5.003	69.81
17	22	G	Tony DAVIS		Sebring Sprite	1:02.116	12	5.295	69.48
18	91	F	Richard OWEN		Triumph TR2	1:02.437	12	5.616	69.13
19	38	B	James OWEN		Triumph TR5	1:02.783	12	5.962	68.75
20	80	D	John SHAW		Porsche 911E	1:03.680	12	6.859	67.78
21	37	D	Mervyn SELWYN		Porsche 911S	1:07.287	11	10.466	64.14

Cars 19, 93 require working transponders ref. MSA regulation Q12.2.1

Weather/Track: Sun/Dry. Car 61 completed 1 pit lap.

These results are provisional until the conclusion of any judicial and technical matters.

Brands Hatch

Circuit Length = 1.1990 miles.

Start: 10:22 End: 10:34

Clerk of the Course:

Timekeeper:

HSCC Historic Road Sports

RACE 2 - QUALIFYING LAP ANALYSIS - Brands Hatch - 11 September 2011

1	David RANDALL	Ginetta G4
1 - X:00.000P	6 - 57.998	11 - 58.248
2 - 1:11.145	7 - 57.611	12 - 57.271
3 - 1:01.947	8 - 57.949	13 - 58.638
4 - 59.514	9 - 59.713	
5 - 59.638	10 - 57.534	
2	Robert BARRIE	Lotus 7
1 - X:00.000P	6 - 58.623	11 - 57.658
2 - 1:13.417	7 - 58.768	12 - 57.412
3 - 1:01.800	8 - 58.805	13 - 57.222
4 - 1:00.472	9 - 58.361	
5 - 58.835	10 - 57.696	
6	Larry KENNEDY	Lotus Elan S4
1 - X:00.000P	6 - 59.865	11 - 59.955
2 - 1:13.176	7 - 59.365	12 - 59.509
3 - 1:02.561	8 - 59.228	13 - 59.756
4 - 1:01.826	9 - 59.274	
5 - 1:01.385	10 - 1:00.606	
11	Matthew TRUELOVE	TVR Griffith
1 - X:00.000P	6 - 59.253	11 - 58.166
2 - 1:13.902	7 - 58.013	12 - 57.401
3 - 1:00.878	8 - 56.978	13 - 57.605
4 - 58.627	9 - 59.119	
5 - 58.126	10 - 56.853	
15	Mike EAGLES	De Tomaso Mangusta
1 - X:00.000P	6 - 1:00.734	11 - 1:00.668
2 - 1:17.215	7 - 1:01.936	12 - 1:00.529
3 - 1:02.475	8 - 1:00.522	13 - 1:01.777
4 - 1:02.642	9 - 1:00.861	
5 - 1:01.411	10 - 1:01.043	
19	Keith WHYMAN	Ford Mustang
1 - X:00.000P	6 - 1:00.998	
2 - 3:04.686P	7 - 1:00.568	
3 - 1:12.317	8 - 1:01.361	
4 - 1:04.447	9 - 1:00.488	
5 - 1:02.513	10 - 1:00.581	

Cars 19, 93 require working transponders ref. MSA regulation Q12.2.1
Weather/Track: Sun/Dry. Car 61 completed 1 pit lap.

Brands Hatch
Circuit Length = 1.1990 miles.
Start: 10:22 End: 10:34

HSCC Historic Road Sports

RACE 2 - QUALIFYING LAP ANALYSIS - Brands Hatch - 11 September 2011

(contd.)

22	Tony DAVIS	Sebring Sprite
1 - X:00.000P	6 - 1:04.008	11 - 1:02.878
2 - 1:17.029	7 - 1:03.029	12 - 1:02.116
3 - 1:04.563	8 - 1:05.149	
4 - 1:04.554	9 - 1:02.435	
5 - 1:03.363	10 - 1:02.741	
31	Ian BURFORD	MG Lenham Le Mans coupe
1 - X:00.000P	6 - 1:03.456	11 - 1:02.829
2 - 1:17.523	7 - 1:03.233	12 - 1:02.932
3 - 1:05.850	8 - 1:03.124	
4 - 1:04.264	9 - 1:03.574	
5 - 1:03.178	10 - 1:01.824	
32	Mike ADAMS	Jaguar E-type
1 - X:00.000P	6 - 1:00.126	11 - 59.749
2 - 1:13.909	7 - 1:00.860	12 - 59.205
3 - 1:02.656	8 - 1:00.229	13 - 59.502
4 - 1:02.848	9 - 59.887	
5 - 1:01.114	10 - 59.676	
33	Brian COWAN	Lotus Elan S3
1 - X:00.000P	6 - 1:01.851	11 - 1:00.210
2 - 1:17.676	7 - 1:01.038	12 - 59.713
3 - 1:05.204	8 - 1:01.548	
4 - 1:04.328	9 - 1:01.117	
5 - 1:03.956	10 - 1:00.411	
36	Frazer GIBNEY	Lotus Elan S1
1 - X:00.000P	6 - 58.367	11 - 57.980
2 - 1:16.770	7 - 58.256	12 - 57.533
3 - 1:02.894	8 - 58.080	13 - 58.367
4 - 1:01.558	9 - 59.724	
5 - 58.640	10 - 57.508	
37	Mervyn SELWYN	Porsche 911S
1 - X:00.000P	6 - 1:08.314	11 - 1:07.988
2 - 1:16.304	7 - 1:09.400	
3 - 1:07.287	8 - 1:08.247	
4 - 1:08.507	9 - 1:07.463	
5 - 1:08.442	10 - 1:07.529	

Cars 19, 93 require working transponders ref. MSA regulation Q12.2.1
Weather/Track: Sun/Dry. Car 61 completed 1 pit lap.

Brands Hatch
Circuit Length = 1.1990 miles.
Start: 10:22 End: 10:34

HSCC Historic Road Sports

RACE 2 - QUALIFYING LAP ANALYSIS - Brands Hatch - 11 September 2011

(contd.)

38	James OWEN	Triumph TR5
1 - X:00.000P	6 - 1:04.553	11 - 1:04.420
2 - 1:21.687	7 - 1:04.346	12 - 1:02.783
3 - 1:07.995	8 - 1:03.581	
4 - 1:06.541	9 - 1:05.157	
5 - 1:05.053	10 - 1:03.087	
46	Paul TOOMS	Lotus Elan
1 - X:00.000P	6 - 1:03.504	11 - 56.821
2 - 1:10.426	7 - 57.886	12 - 57.431
3 - 59.611	8 - 57.195	
4 - 57.784	9 - 56.824	
5 - 2:39.682P	10 - 57.769	
48	Barry ASHDOWN	Lotus Elan
1 - X:00.000P	6 - 1:00.972	11 - 1:00.469
2 - 1:16.018	7 - 1:01.079	12 - 1:00.177
3 - 1:04.644	8 - 1:01.515	
4 - 1:02.567	9 - 1:01.059	
5 - 1:02.283	10 - 1:00.504	
61	Geoff SIZZEY	Turner Mk 3
1 - X:00.000P		
71	Dick COFFEY	Turner Mk1
1 - X:00.000P	6 - 1:02.577	11 - 1:00.931
2 - 1:16.447	7 - 1:02.406	12 - 1:00.478
3 - 1:05.148	8 - 1:03.148	
4 - 1:02.880	9 - 1:01.368	
5 - 1:03.097	10 - 1:00.422	
72	Jim GATHERCOLE	Lotus Elan
1 - X:00.000P	6 - 59.694	11 - 58.859
2 - 1:14.002	7 - 59.123	12 - 59.401
3 - 1:02.392	8 - 59.184	13 - 59.083
4 - 1:01.366	9 - 59.788	
5 - 1:01.056	10 - 59.516	

Cars 19, 93 require working transponders ref. MSA regulation Q12.2.1
Weather/Track: Sun/Dry. Car 61 completed 1 pit lap.

Brands Hatch
Circuit Length = 1.1990 miles.
Start: 10:22 End: 10:34

HSCC Historic Road Sports

RACE 2 - QUALIFYING LAP ANALYSIS - Brands Hatch - 11 September 2011

(contd.)

76	Tony HOWARD	Morgan Plus 8
1 - X:00.000P	6 - 1:02.287	
2 - 1:16.579	7 - 1:00.969	
3 - 1:05.041	8 - 1:01.425	
4 - 1:02.962	9 - 1:00.280	
5 - 1:03.577	10 - 1:01.370	
80	John SHAW	Porsche 911E
1 - X:00.000P	6 - 1:05.418	11 - 1:04.825
2 - 1:20.862	7 - 1:04.899	12 - 1:03.680
3 - 1:08.387	8 - 1:05.478	
4 - 1:07.387	9 - 1:04.983	
5 - 1:05.690	10 - 1:04.994	
91	Richard OWEN	Triumph TR2
1 - X:00.000P	6 - 1:05.823	11 - 1:07.380
2 - 1:19.681	7 - 1:04.194	12 - 1:11.712
3 - 1:07.212	8 - 1:03.911	
4 - 1:05.724	9 - 1:04.128	
5 - 1:05.425	10 - 1:02.437	
93	Glynn EVANS	Porsche 911
1 - X:00.000P	6 - 1:02.676	11 - 1:01.579
2 - 1:15.258	7 - 1:02.503	12 - 1:01.245
3 - 1:05.000	8 - 1:02.751	
4 - 1:03.053	9 - 1:02.457	
5 - 1:02.972	10 - 1:01.917	


Cars 19, 93 require working transponders ref. MSA regulation Q12.2.1
Weather/Track: Sun/Dry. Car 61 completed 1 pit lap.

Brands Hatch
Circuit Length = 1.1990 miles.
Start: 10:22 End: 10:34

HSCC Historic Road Sports

RACE 2 - GRID - Brands Hatch - 11 September 2011

ROW 11	37 SELWYN	61 SIZZEY
ROW 10	38 OWEN	80 SHAW
ROW 9	22 DAVIS	91 OWEN
ROW 8	93 EVANS	31 BURFORD
ROW 7	19 WHYMAN	15 EAGLES
ROW 6	76 HOWARD	71 COFFEY
ROW 5	33 COWAN	48 ASHDOWN
ROW 4	32 ADAMS	6 KENNEDY
ROW 3	36 GIBNEY	72 GATHERCOLE
ROW 2	2 BARRIE	1 RANDALL
ROW 1	46 TOOMS	11 TRUELOVE
	POLE	



Cars 19, 93 require working transponders ref. MSA regulation Q12.2.1

Weather/Track: Sun/Dry. Car 61 completed 1 pit lap.

These results are provisional until the conclusion of any judicial and technical matters.

Brands Hatch

Circuit Length = 1.1990 miles.

Start: 10:22 End: 10:34

Clerk of the Course:

Timekeeper:

HSCC Historic Road Sports

RACE 2 - CLASSIFICATION - Brands Hatch - 11 September 2011

POS	NO	CL	DRIVER	NAT	CAR	TIME	LAPS	GAP	MPH	BEST
1	11	A	Matthew TRUELOVE		TVR Griffith	15:15.823	16		75.48	56.332
2	46	C	Paul TOOMS		Lotus Elan	15:19.474	16	3.651	75.18	56.417
3	1	C	David RANDALL		Ginetta G4	15:20.345	16	4.522	75.11	56.303
4	2	C	Robert BARRIE		Lotus 7	15:21.612	16	5.789	75.00	56.629
5	36	C	Frazer GIBNEY		Lotus Elan S1	15:35.573	16	19.750	73.88	56.898
6	72	C	Jim GATHERCOLE		Lotus Elan	16:00.988	16	45.165	71.93	58.509
7	33	C	Brian COWAN		Lotus Elan S3	16:06.732	16	50.909	71.50	58.993
8	76	A	Tony HOWARD		Morgan Plus 8	16:11.729	16	55.906	71.13	58.934
9	93	G	Glynn EVANS		Porsche 911	15:43.849	15	1 LAP	68.66	1:01.434
10	15	A	Mike EAGLES		De Tomaso Mangusta	15:45.776	15	1 LAP	68.52	1:00.079
11	48	C	Barry ASHDOWN		Lotus Elan	15:50.150	15	1 LAP	68.21	59.958
12	31	E	Ian BURFORD		MG Lenham Le Mans coupe	15:50.361	15	1 LAP	68.19	1:01.602
13	61	C	Geoff SIZZEY		Turner Mk 3	15:52.059	15	1 LAP	68.07	1:01.347
14	38	B	James OWEN		Triumph TR5	16:03.624	15	1 LAP	67.25	1:02.075
15	22	G	Tony DAVIS		Sebring Sprite	16:04.173	15	1 LAP	67.21	1:02.229
16	80	D	John SHAW		Porsche 911E	16:06.897	15	1 LAP	67.03	1:01.707
17	91	F	Richard OWEN		Triumph TR2	16:13.973	15	1 LAP	66.54	1:02.987
18	19	A	Keith WHYMAN		Ford Mustang	15:32.591	14	2 LAPS	64.86	1:00.351
19	37	D	Mervyn SELWYN		Porsche 911S	15:51.212	14	2 LAPS	63.59	1:05.914

NOT CLASSIFIED

32	G	Mike ADAMS	Jaguar E-type	13:35.136	14	D.N.F.	74.21	57.094
6	C	Larry KENNEDY	Lotus Elan S4	12:55.505	13	D.N.F.	72.44	58.571
71	E	Dick COFFEY	Turner Mk1	11:17.193	11	D.N.F.	70.20	59.749

FASTEST LAP

1	C	David RANDALL	Ginetta G4	56.303	6	76.66mph	123.37kph
11	A	Matthew TRUELOVE	TVR Griffith	56.332	12	76.62mph	123.31kph
32	G	Mike ADAMS	Jaguar E-type	57.094	10	75.60mph	121.66kph
71	E	Dick COFFEY	Turner Mk1	59.749	8	72.24mph	116.26kph
80	D	John SHAW	Porsche 911E	1:01.707	4	69.95mph	112.57kph
38	B	James OWEN	Triumph TR5	1:02.075	7	69.53mph	111.90kph
91	F	Richard OWEN	Triumph TR2	1:02.987	4	68.52mph	110.28kph

Weather/Track: Sun/Dry

These results are provisional until the conclusion of any judicial and technical matters.

Brands Hatch

Circuit Length = 1.1990 miles.

Start: 14:56 End: 15:11

Clerk of the Course:

Timekeeper:

HSCC Historic Road Sports

RACE 2 - LAP ANALYSIS - Brands Hatch - 11 September 2011

1	David RANDALL	Ginetta G4					
1 -	1:03.771	6 -	56.303	11 -	57.299	16 -	57.132
2 -	56.877	7 -	56.577	12 -	56.350		
3 -	56.835	8 -	56.998	13 -	57.872		
4 -	57.463	9 -	56.887	14 -	57.262		
5 -	57.014	10 -	58.120	15 -	57.585		
2	Robert BARRIE	Lotus 7					
1 -	1:04.319	6 -	56.629	11 -	57.112	16 -	58.011
2 -	57.571	7 -	56.882	12 -	57.010		
3 -	56.897	8 -	56.686	13 -	57.751		
4 -	56.730	9 -	57.399	14 -	57.196		
5 -	56.812	10 -	57.388	15 -	57.219		
6	Larry KENNEDY	Lotus Elan S4					
1 -	1:07.367	6 -	58.880	11 -	58.633		
2 -	58.716	7 -	59.065	12 -	59.709		
3 -	59.180	8 -	58.571	13 -	59.426		
4 -	59.050	9 -	59.255				
5 -	58.811	10 -	58.842				
11	Matthew TRUELOVE	TVR Griffith					
1 -	1:02.572	6 -	56.474	11 -	56.802	16 -	57.411
2 -	56.575	7 -	56.512	12 -	56.332		
3 -	57.075	8 -	56.571	13 -	57.106		
4 -	57.189	9 -	56.456	14 -	56.995		
5 -	56.812	10 -	57.476	15 -	57.465		
15	Mike EAGLES	De Tomaso Mangusta					
1 -	1:13.837	6 -	1:00.079	11 -	1:01.482		
2 -	1:02.732	7 -	1:01.430	12 -	1:04.231		
3 -	1:00.916	8 -	1:01.803	13 -	1:02.951		
4 -	1:01.038	9 -	1:01.203	14 -	1:05.257		
5 -	1:00.510	10 -	1:01.333	15 -	1:06.974		
19	Keith WHYMAN	Ford Mustang					
1 -	1:12.216	6 -	1:02.204	11 -	1:01.998		
2 -	1:02.919	7 -	1:05.675	12 -	1:01.980		
3 -	1:00.351	8 -	1:10.609	13 -	1:01.909		
4 -	1:01.053	9 -	1:05.272	14 -	1:44.078P		
5 -	1:00.999	10 -	1:01.328				

Weather/Track: Sun/Dry

www.mstworld.com

Page 1 of 4

Brands Hatch
Circuit Length = 1.1990 miles.
Start: 14:56 End: 15:11

Printed - 15:13 Sunday, 11 September 2011

HSCC Historic Road Sports

RACE 2 - LAP ANALYSIS - Brands Hatch - 11 September 2011

(contd.)

22	Tony DAVIS	Sebring Sprite					
1 -	1:15.273	6 -	1:02.678	11 -	1:02.229		
2 -	1:03.674	7 -	1:02.518	12 -	1:02.750		
3 -	1:03.512	8 -	1:03.304	13 -	1:03.168		
4 -	1:02.564	9 -	1:04.964	14 -	1:05.593		
5 -	1:02.794	10 -	1:03.635	15 -	1:05.517		
31	Ian BURFORD	MG Lenham Le Mans coupe					
1 -	1:15.247	6 -	1:02.656	11 -	1:01.883		
2 -	1:02.784	7 -	1:01.822	12 -	1:02.672		
3 -	1:02.169	8 -	1:01.602	13 -	1:02.699		
4 -	1:01.964	9 -	1:02.347	14 -	1:02.795		
5 -	1:02.029	10 -	1:02.172	15 -	1:05.520		
32	Mike ADAMS	Jaguar E-type					
1 -	1:04.645	6 -	57.568	11 -	58.489		
2 -	57.420	7 -	57.868	12 -	57.648		
3 -	57.581	8 -	57.858	13 -	58.842		
4 -	57.392	9 -	57.265	14 -	57.578		
5 -	57.888	10 -	57.094				
33	Brian COWAN	Lotus Elan S3					
1 -	1:08.740	6 -	59.740	11 -	59.960	16 -	1:00.272
2 -	59.199	7 -	59.509	12 -	1:00.085		
3 -	58.993	8 -	59.334	13 -	1:00.396		
4 -	59.232	9 -	1:00.895	14 -	1:00.622		
5 -	1:00.046	10 -	59.746	15 -	59.963		
36	Frazer GIBNEY	Lotus Elan S1					
1 -	1:06.100	6 -	57.428	11 -	58.311	16 -	59.218
2 -	58.067	7 -	57.399	12 -	57.787		
3 -	57.559	8 -	57.479	13 -	58.469		
4 -	57.626	9 -	56.898	14 -	57.806		
5 -	57.899	10 -	57.602	15 -	59.925		
37	Mervyn SELWYN	Porsche 911S					
1 -	1:18.855	6 -	1:08.372	11 -	1:07.788		
2 -	1:07.061	7 -	1:06.824	12 -	1:06.659		
3 -	1:05.933	8 -	1:07.814	13 -	1:08.002		
4 -	1:05.914	9 -	1:07.433	14 -	1:07.219		
5 -	1:07.046	10 -	1:06.292				

Weather/Track: Sun/Dry

www.mstworld.com

Page 2 of 4

Brands Hatch
Circuit Length = 1.1990 miles.
Start: 14:56 End: 15:11

Printed - 15:13 Sunday, 11 September 2011

HSCC Historic Road Sports

RACE 2 - LAP ANALYSIS - Brands Hatch - 11 September 2011

(contd.)

38	James OWEN	Triumph TR5	
1 - 1:14.539	6 - 1:02.528	11 - 1:03.663	
2 - 1:03.528	7 - 1:02.075	12 - 1:04.255	
3 - 1:02.321	8 - 1:03.219	13 - 1:05.165	
4 - 1:02.266	9 - 1:02.937	14 - 1:06.699	
5 - 1:02.683	10 - 1:02.091	15 - 1:05.655	
46	Paul TOOMS	Lotus Elan	
1 - 1:03.397	6 - 56.417	11 - 56.814	16 - 57.250
2 - 56.485	7 - 56.674	12 - 56.783	
3 - 56.922	8 - 56.864	13 - 58.560	
4 - 57.639	9 - 57.090	14 - 57.102	
5 - 56.885	10 - 57.667	15 - 56.925	
48	Barry ASHDOWN	Lotus Elan	
1 - 1:09.327	6 - 1:03.627	11 - 1:03.742	
2 - 1:00.126	7 - 1:03.375	12 - 1:03.877	
3 - 59.958	8 - 1:03.247	13 - 1:02.139	
4 - 1:00.641	9 - 1:02.176	14 - 1:02.942	
5 - 1:08.566	10 - 1:03.104	15 - 1:03.303	
61	Geoff SIZZEY	Turner Mk 3	
1 - 1:17.734	6 - 1:01.416	11 - 1:01.708	
2 - 1:05.996	7 - 1:02.172	12 - 1:02.018	
3 - 1:03.563	8 - 1:01.673	13 - 1:02.108	
4 - 1:02.697	9 - 1:03.188	14 - 1:01.347	
5 - 1:01.951	10 - 1:02.088	15 - 1:02.400	
71	Dick COFFEY	Turner Mk1	
1 - 1:11.225	6 - 1:01.075	11 - 1:01.961	
2 - 1:00.185	7 - 1:00.151		
3 - 1:01.172	8 - 59.749		
4 - 1:00.044	9 - 1:00.543		
5 - 1:00.926	10 - 1:00.162		
72	Jim GATHERCOLE	Lotus Elan	
1 - 1:06.822	6 - 58.893	11 - 58.891	16 - 1:02.567
2 - 58.509	7 - 58.999	12 - 59.678	
3 - 58.839	8 - 58.903	13 - 1:00.127	
4 - 59.137	9 - 59.337	14 - 59.916	
5 - 58.956	10 - 58.829	15 - 1:02.585	

Weather/Track: Sun/Dry

www.mstworld.com

Page 3 of 4

Brands Hatch
Circuit Length = 1.1990 miles.
Start: 14:56 End: 15:11

Printed - 15:13 Sunday, 11 September 2011

HSCC Historic Road Sports

RACE 2 - LAP ANALYSIS - Brands Hatch - 11 September 2011

(contd.)

76	Tony HOWARD				Morgan Plus 8
1 - 1:09.943	6 - 1:00.150	11 - 59.144	16 - 1:00.609		
2 - 1:00.340	7 - 59.977	12 - 59.250			
3 - 1:00.974	8 - 58.934	13 - 59.491			
4 - 59.744	9 - 1:00.228	14 - 1:00.867			
5 - 1:02.320	10 - 1:00.244	15 - 59.514			
80	John SHAW				Porsche 911E
1 - 1:17.625	6 - 1:02.465	11 - 1:02.302			
2 - 1:02.561	7 - 1:02.708	12 - 1:04.420			
3 - 1:02.245	8 - 1:03.435	13 - 1:05.934			
4 - 1:01.707	9 - 1:07.181	14 - 1:04.243			
5 - 1:02.745	10 - 1:03.503	15 - 1:03.823			
91	Richard OWEN				Triumph TR2
1 - 1:17.270	6 - 1:03.006	11 - 1:04.282			
2 - 1:06.750	7 - 1:04.245	12 - 1:03.641			
3 - 1:04.252	8 - 1:03.248	13 - 1:04.075			
4 - 1:02.987	9 - 1:03.972	14 - 1:03.604			
5 - 1:03.928	10 - 1:04.206	15 - 1:04.507			
93	Glynn EVANS				Porsche 911
1 - 1:13.172	6 - 1:01.671	11 - 1:03.007			
2 - 1:02.483	7 - 1:02.151	12 - 1:01.481			
3 - 1:01.660	8 - 1:02.158	13 - 1:03.093			
4 - 1:02.492	9 - 1:01.898	14 - 1:02.166			
5 - 1:01.738	10 - 1:01.434	15 - 1:03.245			

Weather/Track: Sun/Dry

www.mstworld.com

Page 4 of 4

Brands Hatch
Circuit Length = 1.1990 miles.
Start: 14:56 End: 15:11

Printed - 15:13 Sunday, 11 September 2011

HSCC Historic Road Sports

RACE 2 - LAP CHART - Brands Hatch - 11 September 2011

Lap 1			Lap 2			Lap 3			Lap 4			Lap 5		
No	Behind	Laptime	No	Behind	Laptime	No	Behind	Laptime	No	Behind	Laptime	No	Behind	Laptime
11		1:02.572	11		56.575	11		57.075	11		57.189	11		56.812
46	0.825	1:03.397	46	0.735	56.485	46	0.582	56.922	46	1.032	57.639	46	1.105	56.885
1	1.199	1:03.771	1	1.501	56.877	1	1.261	56.835	1	1.535	57.463	1	1.737	57.014
2	1.747	1:04.319	2	2.743	57.571	2	2.565	56.897	2	2.106	56.730	2	2.106	56.812
32	2.073	1:04.645	32	2.918	57.420	32	3.424	57.581	32	3.627	57.392	32	4.703	57.888
36	3.528	1:06.100	36	5.020	58.067	36	5.504	57.559	36	5.941	57.626	36	7.028	57.899
72	4.250	1:06.822	72	6.184	58.509	72	7.948	58.839	72	9.896	59.137	72	12.040	58.956
6	4.795	1:07.367	6	6.936	58.716	6	9.041	59.180	6	10.902	59.050	6	12.901	58.811
33	6.168	1:08.740	33	8.792	59.199	33	10.710	58.993	33	12.753	59.232	33	15.987	1:00.046
48	6.755	1:09.327	48	10.306	1:00.126	48	13.189	59.958	48	16.641	1:00.641	76	23.098	1:02.320
76	7.371	1:09.943	76	11.136	1:00.340	76	15.035	1:00.974	76	17.590	59.744	71	23.329	1:00.926
71	8.653	1:11.225	71	12.263	1:00.185	71	16.360	1:01.172	71	19.215	1:00.044	19	27.315	1:00.999
19	9.644	1:12.216	19	15.988	1:02.919	19	19.264	1:00.351	19	23.128	1:01.053	48	28.395	1:08.566
93	10.600	1:13.172	93	16.508	1:02.483	93	21.093	1:01.660	15	25.112	1:01.038	15	28.810	1:00.510
15	11.265	1:13.837	15	17.422	1:02.732	15	21.263	1:00.916	93	26.396	1:02.492	93	31.322	1:01.738
38	11.967	1:14.539	31	18.884	1:02.784	31	23.978	1:02.169	31	28.753	1:01.964	31	33.970	1:02.029
31	12.675	1:15.247	38	18.920	1:03.528	38	24.166	1:02.321	38	29.243	1:02.266	38	35.114	1:02.683
22	12.701	1:15.273	22	19.800	1:03.674	80	26.209	1:02.245	80	30.727	1:01.707	80	36.660	1:02.745
91	14.698	1:17.270	80	21.039	1:02.561	22	26.237	1:03.512	22	31.612	1:02.564	22	37.594	1:02.794
80	15.053	1:17.625	61	24.583	1:05.996	61	31.071	1:03.563	61	36.579	1:02.697	61	41.718	1:01.951
61	15.162	1:17.734	91	24.873	1:06.750	91	32.050	1:04.252	91	37.848	1:02.987	91	44.964	1:03.928
37	16.283	1:18.855	37	26.769	1:07.061	37	35.627	1:05.933	37	44.352	1:05.914	37	54.586	1:07.046

Weather/Track: Sun/Dry

www.mstworld.com

Page 1 of 4

Brands Hatch
Circuit Length = 1.1990 miles.
Start: 14:56 End: 15:11

Printed - 15:13 Sunday, 11 September 2011

HSCC Historic Road Sports

RACE 2 - LAP CHART - Brands Hatch - 11 September 2011

(contd.)

Lap 6			Lap 7			Lap 8			Lap 9			Lap 10		
No	Behind	Laptime	No	Behind	Laptime	No	Behind	Laptime	No	Behind	Laptime	No	Behind	Laptime
11		56.474	11		56.512	11		56.571	11		56.456	11		57.476
46	1.048	56.417	46	1.210	56.674	46	1.503	56.864	22	1 LAP	1:03.304	46	2.328	57.667
1	1.566	56.303	1	1.631	56.577	1	2.058	56.998	61	1 LAP	1:01.673	38	1 LAP	1:02.937
2	2.261	56.629	2	2.631	56.882	91	1 LAP	1:04.245	46	2.137	57.090	1	3.133	58.120
32	5.797	57.568	32	7.153	57.868	2	2.746	56.686	1	2.489	56.887	2	3.601	57.388
36	7.982	57.428	36	8.869	57.399	32	8.440	57.858	2	3.689	57.399	61	1 LAP	1:03.188
72	14.459	58.893	37	1 LAP	1:08.372	36	9.777	57.479	32	9.249	57.265	22	1 LAP	1:04.964
6	15.307	58.880	72	16.946	58.999	72	19.278	58.903	91	1 LAP	1:03.248	19	1 LAP	1:05.272
33	19.253	59.740	6	17.860	59.065	6	19.860	58.571	36	10.219	56.898	32	8.867	57.094
76	26.774	1:00.150	33	22.250	59.509	37	1 LAP	1:06.824	72	22.159	59.337	80	1 LAP	1:07.181
71	27.930	1:01.075	76	30.239	59.977	33	25.013	59.334	6	22.659	59.255	36	10.345	57.602
15	32.415	1:00.079	71	31.569	1:00.151	76	32.602	58.934	33	29.452	1:00.895	91	1 LAP	1:03.972
19	33.045	1:02.204	15	37.333	1:01.430	71	34.747	59.749	37	1 LAP	1:07.814	72	23.512	58.829
48	35.548	1:03.627	93	42.158	1:02.151	15	42.565	1:01.803	76	36.374	1:00.228	6	24.025	58.842
93	36.519	1:01.671	19	42.208	1:05.675	93	47.745	1:02.158	71	38.834	1:00.543	33	31.722	59.746
31	40.152	1:02.656	48	42.411	1:03.375	48	49.087	1:03.247	15	47.312	1:01.203	76	39.142	1:00.244
38	41.168	1:02.528	31	45.462	1:01.822	31	50.493	1:01.602	93	53.187	1:01.898	71	41.520	1:00.162
80	42.651	1:02.465	38	46.731	1:02.075	38	53.379	1:03.219	48	54.807	1:02.176	37	1 LAP	1:07.433
22	43.798	1:02.678	80	48.847	1:02.708	80	55.711	1:03.435	31	56.384	1:02.347	15	51.169	1:01.333
61	46.660	1:01.416	22	49.804	1:02.518	19	56.246	1:10.609						
91	51.496	1:03.006	61	52.320	1:02.172									

Weather/Track: Sun/Dry

www.mstworld.com

Page 2 of 4

Brands Hatch
Circuit Length = 1.1990 miles.
Start: 14:56 End: 15:11

Printed - 15:13 Sunday, 11 September 2011

HSCC Historic Road Sports

RACE 2 - LAP CHART - Brands Hatch - 11 September 2011

(contd.)

Lap 11			Lap 12			Lap 13			Lap 14			Lap 15		
No	Behind	Laptime	No	Behind	Laptime	No	Behind	Laptime	No	Behind	Laptime	No	Behind	Laptime
11		56.802	11		56.332	11		57.106	11		56.995	11		57.465
93	1 LAP	1:01.434	46	2.791	56.783	46	4.245	58.560	46	4.352	57.102	46	3.812	56.925
46	2.340	56.814	1	3.648	56.350	1	4.414	57.872	1	4.681	57.262	1	4.801	57.585
1	3.630	57.299	2	4.589	57.010	2	5.234	57.751	2	5.435	57.196	2	5.189	57.219
48	1 LAP	1:03.104	93	1 LAP	1:03.007	37	2 LAPS	1:07.788	15	1 LAP	1:02.951	36	17.943	59.925
2	3.911	57.112	31	1 LAP	1:01.883	15	1 LAP	1:04.231	32	14.189	57.578	15	1 LAP	1:05.257
31	1 LAP	1:02.172	48	1 LAP	1:03.742	93	1 LAP	1:01.481	37	2 LAPS	1:06.659	93	1 LAP	1:02.166
38	1 LAP	1:02.091	32	11.870	57.648	32	13.606	58.842	36	15.483	57.806	37	2 LAPS	1:08.002
32	10.554	58.489	36	13.309	57.787	36	14.672	58.469	93	1 LAP	1:03.093	31	1 LAP	1:02.795
36	11.854	58.311	38	1 LAP	1:03.663	31	1 LAP	1:02.672	31	1 LAP	1:02.699	48	1 LAP	1:02.942
61	1 LAP	1:02.088	61	1 LAP	1:01.708	48	1 LAP	1:03.877	48	1 LAP	1:02.139	61	1 LAP	1:01.347
19	1 LAP	1:01.328	19	1 LAP	1:01.998	38	1 LAP	1:04.255	61	1 LAP	1:02.108	38	1 LAP	1:06.699
22	1 LAP	1:03.635	22	1 LAP	1:02.229	61	1 LAP	1:02.018	19	1 LAP	1:01.909	72	40.009	1:02.585
80	1 LAP	1:03.503	80	1 LAP	1:02.302	19	1 LAP	1:01.980	38	1 LAP	1:05.165	22	1 LAP	1:05.593
91	1 LAP	1:04.206	72	28.947	59.678	22	1 LAP	1:02.750	22	1 LAP	1:03.168	80	1 LAP	1:04.243
72	25.601	58.891	6	29.233	59.709	80	1 LAP	1:04.420	72	34.889	59.916	33	48.048	59.963
6	25.856	58.633	91	1 LAP	1:04.282	6	31.553	59.426	80	1 LAP	1:05.934	91	1 LAP	1:03.604
33	34.880	59.960	33	38.633	1:00.085	72	31.968	1:00.127	91	1 LAP	1:04.075	76	52.708	59.514
76	41.484	59.144	76	44.402	59.250	91	1 LAP	1:03.641	33	45.550	1:00.622			
71	46.679	1:01.961				33	41.923	1:00.396	76	50.659	1:00.867			
37	1 LAP	1:06.292				76	46.787	59.491						
15	55.849	1:01.482												

Weather/Track: Sun/Dry

www.mstworld.com

Page 3 of 4

Brands Hatch
Circuit Length = 1.1990 miles.
Start: 14:56 End: 15:11

Printed - 15:13 Sunday, 11 September 2011

HSCC Historic Road Sports

RACE 2 - LAP CHART - Brands Hatch - 11 September 2011

(contd.)

Lap 16			Lap 17			Lap 18			Lap 19			Lap 20		
No	Behind	Laptime	No	Behind	Laptime	No	Behind	Laptime	No	Behind	Laptime	No	Behind	Laptime
11		57.411												
46	3.651	57.250												
1	4.522	57.132												
2	5.789	58.011												
19	2 LAPS	1:44.078P												
36	19.750	59.218												
93	1 LAP	1:03.245												
15	1 LAP	1:06.974												
48	1 LAP	1:03.303												
31	1 LAP	1:05.520												
37	2 LAPS	1:07.219												
61	1 LAP	1:02.400												
72	45.165	1:02.567												
38	1 LAP	1:05.655												
22	1 LAP	1:05.517												
33	50.909	1:00.272												
80	1 LAP	1:03.823												
76	55.906	1:00.609												
91	1 LAP	1:04.507												

Weather/Track: Sun/Dry

www.mstworld.com

Page 4 of 4

Brands Hatch
Circuit Length = 1.1990 miles.
Start: 14:56 End: 15:11

Printed - 15:13 Sunday, 11 September 2011

**HSCC FJHRA Historic Formula Junior Rear Engine Cars
RACE 3 - QUALIFYING - Brands Hatch - 11 September 2011**

POS	NO	CL	DRIVER	NAT	CAR	TIME	LAPS	GAP	MPH
1	1	E	Jon MILICEVIC		Cooper T59	53.328	15		80.94
2	84	E	Mark WOODHOUSE		Lotus 20/22	54.649	14	1.321	78.98
3	79	E	Andrew HIBBERD		Lotus 22	54.775	14	1.447	78.80
4	89	E	Mark PANGBORN		Lotus 20B	55.405	13	2.077	77.90
5	58	E	Richard SMEETON		Lotus 22	55.499	14	2.171	77.77
6	95	E	Linden BRAND		Lotus 22	57.075	13	3.747	75.62
7	14	C2	Crispian BESLEY		Cooper T56	57.162	13	3.834	75.51
8	31	C2	Robert BARRIE		Lotus 18	57.358	13	4.030	75.25
9	87	E	Andrew WILKINSON		Cooper T59	57.579	13	4.251	74.96
10	88	D2	Lance WHITEHEAD		Lotus 20	58.194	13	4.866	74.17
11	37	C2	James OWEN		Elva 200	1:00.151	13	6.823	71.75
12	63	E	Laine MARTIN		Lotus 20	1:00.401	13	7.073	71.46
13	34	D2	Jeremy BOUCKLEY		Cooper T56	1:00.462	13	7.134	71.39
14	42	C2	Chris WILKS		Deep Sanderson DS104	1:02.906	12	9.578	68.61
15	94	D1	David GRUNBERG		Lotus 20	1:06.053	12	12.725	65.34
16	46	C2	Sue SPENCE		Elva 200	1:06.096	12	12.768	65.30

Cars 63, 95 require working transponders, MSA regulation Q12.2.1 refers.

Weather/Track: Sun/Dry

These results are provisional until the conclusion of any judicial and technical matters.

Brands Hatch

Circuit Length = 1.1990 miles.

Start: 10:38 End: 10:50

Clerk of the Course:		Timekeeper:
----------------------	--	-------------

HSCC FJHRA Historic Formula Junior Rear Engine Cars

RACE 3 - QUALIFYING LAP ANALYSIS - Brands Hatch - 11 September 2011

1	Jon MILICEVIC	Cooper T59	
1 -	4:40.914P	6 - 55.612	11 - 54.247
2 -	1:06.405	7 - 53.328	12 - 53.671
3 -	54.590	8 - 53.719	13 - 54.059
4 -	53.665	9 - 54.023	14 - 53.786
5 -	54.245	10 - 54.287	15 - 56.620
14	Crispian BESLEY	Cooper T56	
1 -	4:53.964P	6 - 57.787	11 - 57.643
2 -	1:09.224	7 - 57.775	12 - 59.254
3 -	1:00.207	8 - 57.162	13 - 57.600
4 -	58.814	9 - 59.661	
5 -	59.039	10 - 57.548	
31	Robert BARRIE	Lotus 18	
1 -	5:05.793P	6 - 58.330	11 - 57.763
2 -	1:09.414	7 - 57.938	12 - 57.358
3 -	1:01.114	8 - 58.408	13 - 57.492
4 -	58.248	9 - 57.705	
5 -	58.125	10 - 1:01.032	
34	Jeremy BOUCKLEY	Cooper T56	
1 -	4:57.324P	6 - 1:01.061	11 - 1:00.462
2 -	1:14.491	7 - 1:01.645	12 - 1:00.966
3 -	1:05.518	8 - 1:01.160	13 - 1:00.891
4 -	1:05.224	9 - 1:01.030	
5 -	1:02.703	10 - 1:01.415	
37	James OWEN	Elva 200	
1 -	5:03.394P	6 - 1:02.049	11 - 1:00.388
2 -	1:13.751	7 - 1:02.535	12 - 1:00.666
3 -	1:04.846	8 - 1:01.684	13 - 1:01.077
4 -	1:01.960	9 - 1:00.369	
5 -	1:02.564	10 - 1:00.151	
42	Chris WILKS	Deep Sanderson DS104	
1 -	5:02.389P	6 - 1:03.770	11 - 1:05.590
2 -	1:13.435	7 - 1:03.248	12 - 1:03.073
3 -	1:05.612	8 - 1:02.906	
4 -	1:04.246	9 - 1:03.296	
5 -	1:04.803	10 - 1:04.501	

Cars 63, 95 require working transponders, MSA regulation Q12.2.1 refers.
Weather/Track: Sun/Dry

Brands Hatch
Circuit Length = 1.1990 miles.
Start: 10:38 End: 10:50

HSCC FJHRA Historic Formula Junior Rear Engine Cars

RACE 3 - QUALIFYING LAP ANALYSIS - Brands Hatch - 11 September 2011

(contd.)

46	Sue SPENCE	Elva 200
1 - 4:45.967P	6 - 1:08.248	11 - 1:06.859
2 - 1:20.475	7 - 1:08.414	12 - 1:06.096
3 - 1:07.618	8 - 1:09.074	
4 - 1:08.476	9 - 1:08.865	
5 - 1:09.491	10 - 1:07.693	
58	Richard SMEETON	Lotus 22
1 - 5:04.688P	6 - 56.688	11 - 55.607
2 - 1:09.320	7 - 56.131	12 - 55.817
3 - 58.975	8 - 55.708	13 - 55.617
4 - 56.670	9 - 56.713	14 - 55.587
5 - 57.161	10 - 55.499	
63	Laine MARTIN	Lotus 20
1 - 4:56.402P	6 - 1:02.717	11 - 1:00.446
2 - 1:15.060	7 - 1:02.190	12 - 1:00.401
3 - 1:05.565	8 - 1:00.932	13 - 1:01.611
4 - 1:05.191	9 - 1:00.526	
5 - 1:03.153	10 - 1:00.674	
79	Andrew HIBBERD	Lotus 22
1 - 4:39.631P	6 - 1:19.163P	11 - 54.775
2 - 1:07.815	7 - 59.674	12 - 55.282
3 - 56.639	8 - 55.869	13 - 1:03.508
4 - 56.324	9 - 55.556	14 - 57.660
5 - 55.723	10 - 55.411	
84	Mark WOODHOUSE	Lotus 20/22
1 - 4:42.063P	6 - 56.400	11 - 56.177
2 - 1:07.858	7 - 56.300	12 - 55.784
3 - 56.019	8 - 57.360	13 - 55.168
4 - 55.635	9 - 55.298	14 - 1:05.797
5 - 55.322	10 - 54.649	
87	Andrew WILKINSON	Cooper T59
1 - 4:47.367P	6 - 1:00.122	11 - 57.616
2 - 1:15.552	7 - 1:00.393	12 - 58.008
3 - 1:02.833	8 - 58.639	13 - 57.579
4 - 1:01.003	9 - 59.130	
5 - 59.657	10 - 1:00.203	

Cars 63, 95 require working transponders, MSA regulation Q12.2.1 refers.
Weather/Track: Sun/Dry

Brands Hatch
Circuit Length = 1.1990 miles.
Start: 10:38 End: 10:50

HSCC FJHRA Historic Formula Junior Rear Engine Cars
RACE 3 - QUALIFYING LAP ANALYSIS - Brands Hatch - 11 September 2011
 (contd.)


88	Lance WHITEHEAD	Lotus 20
1 - 4:50.216P	6 - 58.934	11 - 59.636
2 - 1:16.499	7 - 59.252	12 - 1:00.417
3 - 1:01.416	8 - 58.484	13 - 59.901
4 - 59.277	9 - 58.194	
5 - 1:00.300	10 - 1:26.858	
89	Mark PANGBORN	Lotus 20B
1 - 4:48.661P	6 - 58.868	11 - 56.167
2 - 1:17.141	7 - 56.820	12 - 55.581
3 - 1:01.542	8 - 56.796	13 - 56.460
4 - 59.574	9 - 56.728	
5 - 59.622	10 - 55.405	
94	David GRUNBERG	Lotus 20
1 - 4:59.279P	6 - 1:06.839	11 - 1:06.477
2 - 1:16.086	7 - 1:07.229	12 - 1:06.053
3 - 1:09.104	8 - 1:07.200	
4 - 1:07.037	9 - 1:10.300	
5 - 1:07.403	10 - 1:06.584	
95	Linden BRAND	Lotus 22
1 - 4:44.285P	6 - 57.487	11 - 1:00.168
2 - 1:11.679	7 - 57.075	12 - 59.615
3 - 59.910	8 - 58.855	13 - 57.212
4 - 58.367	9 - 1:00.317	
5 - 59.452	10 - 57.464	

Cars 63, 95 require working transponders, MSA regulation Q12.2.1 refers.
 Weather/Track: Sun/Dry

HSCC FJHRA Historic Formula Junior Rear Engine Cars

RACE 3 - GRID - Brands Hatch - 11 September 2011

ROW 8	94 GRUNBERG	46 SPENCE
ROW 7	34 BOUCKLEY	42 WILKS
ROW 6	37 OWEN	63 MARTIN
ROW 5	87 WILKINSON	88 WHITEHEAD
ROW 4	14 BESLEY	31 BARRIE
ROW 3	58 SMEETON	95 BRAND
ROW 2	79 HIBBERD	89 PANGBORN
ROW 1	1 MILICEVIC	84 WOODHOUSE
	POLE	



Cars 63, 95 require working transponders, MSA regulation Q12.2.1 refers.

Weather/Track: Sun/Dry

These results are provisional until the conclusion of any judicial and technical matters.

Brands Hatch

Circuit Length = 1.1990 miles.

Start: 10:38 End: 10:50

Clerk of the Course:

Timekeeper:

HSCC FJHRA Historic Formula Junior Rear Engine Cars

RACE 3 - CLASSIFICATION - Brands Hatch - 11 September 2011

POS	NO	CL	DRIVER	NAT	CAR	TIME	LAPS	GAP	MPH	BEST
1	1	E	Jon MILICEVIC		Cooper T59	15:32.236	17		78.78	53.928
2	79	E	Andrew HIBBERD		Lotus 22	15:36.197	17	3.961	78.44	53.681
3	84	E	Mark WOODHOUSE		Lotus 20/22	15:54.790	17	22.554	76.92	54.869
4	89	E	Mark PANGBORN		Lotus 20B	15:56.617	17	24.381	76.77	55.402
5	58	E	Richard SMEETON		Lotus 22	15:57.101	17	24.865	76.73	55.159
6	87	E	Andrew WILKINSON		Cooper T59	16:18.186	17	45.950	75.08	56.156
7	14	C2	Crispian BESLEY		Cooper T56	15:33.439	16	1 LAP	74.05	57.058
8	31	C2	Robert BARRIE		Lotus 18	15:33.847	16	1 LAP	74.02	56.838
9	95	E	Linden BRAND		Lotus 22	15:45.625	16	1 LAP	73.10	55.928
10	63	E	Laine MARTIN		Lotus 20	16:06.182	16	1 LAP	71.54	58.200
11	88	D2	Lance WHITEHEAD		Lotus 20	16:06.685	16	1 LAP	71.51	58.354
12	34	D2	Jeremy BOUCKLEY		Cooper T56	16:11.516	16	1 LAP	71.15	59.278
13	37	C2	James OWEN		Elva 200	15:37.804	15	2 LAPS	69.10	1:00.682
14	42	C2	Chris WILKS		Deep Sanderson DS104	16:05.648	15	2 LAPS	67.11	1:02.550
15	46	C2	Sue SPENCE		Elva 200	15:34.942	14	3 LAPS	64.70	1:05.110
16	94	D1	David GRUNBERG		Lotus 20	15:35.490	14	3 LAPS	64.66	1:04.651

FASTEST LAP

79	E	Andrew HIBBERD	Lotus 22	53.681	15	80.40mph	129.40kph
31	C2	Robert BARRIE	Lotus 18	56.838	14	75.94mph	122.21kph
88	D2	Lance WHITEHEAD	Lotus 20	58.354	15	73.96mph	119.04kph
94	D1	David GRUNBERG	Lotus 20	1:04.651	2	66.76mph	107.44kph

Weather/Track: Sun/Dry

These results are provisional until the conclusion of any judicial and technical matters.

Brands Hatch

Circuit Length = 1.1990 miles.

Start: 15:20 End: 15:36

Clerk of the Course:

Timekeeper:

HSCC FJHRA Historic Formula Junior Rear Engine Cars

RACE 3 - LAP ANALYSIS - Brands Hatch - 11 September 2011

1	Jon MILICEVIC	Cooper T59					
1 -	1:00.240	6 -	54.220	11 -	54.575	16 -	54.460
2 -	54.009	7 -	54.129	12 -	53.928	17 -	56.771
3 -	54.019	8 -	54.040	13 -	55.033		
4 -	53.970	9 -	55.052	14 -	54.636		
5 -	54.345	10 -	54.452	15 -	54.357		
14	Crispian BESLEY	Cooper T56					
1 -	1:04.755	6 -	57.749	11 -	58.315	16 -	58.690
2 -	58.285	7 -	58.047	12 -	58.392		
3 -	57.169	8 -	58.614	13 -	57.682		
4 -	57.434	9 -	57.359	14 -	57.058		
5 -	58.383	10 -	57.689	15 -	57.818		
31	Robert BARRIE	Lotus 18					
1 -	1:06.730	6 -	57.804	11 -	58.752	16 -	58.988
2 -	59.069	7 -	57.568	12 -	58.288		
3 -	57.336	8 -	58.007	13 -	57.129		
4 -	57.569	9 -	57.162	14 -	56.838		
5 -	58.114	10 -	57.111	15 -	57.382		
34	Jeremy BOUCKLEY	Cooper T56					
1 -	1:09.270	6 -	59.782	11 -	1:00.879	16 -	59.777
2 -	59.810	7 -	1:00.229	12 -	1:00.010		
3 -	1:00.907	8 -	1:00.243	13 -	1:00.714		
4 -	1:00.378	9 -	1:00.251	14 -	59.278		
5 -	59.893	10 -	1:00.071	15 -	1:00.024		
37	James OWEN	Elva 200					
1 -	1:11.920	6 -	1:01.560	11 -	1:01.487		
2 -	1:03.068	7 -	1:02.329	12 -	1:00.682		
3 -	1:02.991	8 -	1:02.387	13 -	1:01.641		
4 -	1:01.985	9 -	1:02.318	14 -	1:02.014		
5 -	1:01.431	10 -	1:00.700	15 -	1:01.291		
42	Chris WILKS	Deep Sanderson DS104					
1 -	1:11.234	6 -	1:04.037	11 -	1:04.963		
2 -	1:03.001	7 -	1:05.159	12 -	1:04.694		
3 -	1:03.485	8 -	1:04.225	13 -	1:03.319		
4 -	1:03.484	9 -	1:03.134	14 -	1:02.550		
5 -	1:03.899	10 -	1:04.598	15 -	1:03.866		

Weather/Track: Sun/Dry

www.mstworld.com

Page 1 of 3

Brands Hatch
Circuit Length = 1.1990 miles.
Start: 15:20 End: 15:36

Printed - 15:38 Sunday, 11 September 2011

HSCC FJHRA Historic Formula Junior Rear Engine Cars
RACE 3 - LAP ANALYSIS - Brands Hatch - 11 September 2011
 (contd.)

46	Sue SPENCE	Elva 200			
1 -	1:14.014	6 -	1:06.588	11 -	1:05.489
2 -	1:05.255	7 -	1:07.177	12 -	1:06.094
3 -	1:07.262	8 -	1:05.269	13 -	1:05.678
4 -	1:07.283	9 -	1:05.110	14 -	1:06.193
5 -	1:05.810	10 -	1:07.720		
58	Richard SMEETON	Lotus 22			
1 -	1:03.814	6 -	55.874	11 -	55.876
2 -	55.793	7 -	56.299	12 -	55.674
3 -	55.666	8 -	55.159	13 -	56.099
4 -	56.052	9 -	55.253	14 -	57.192
5 -	55.687	10 -	55.561	15 -	55.737
63	Laine MARTIN	Lotus 20			
1 -	1:11.783	6 -	59.642	11 -	59.215
2 -	1:01.659	7 -	59.654	12 -	59.110
3 -	1:01.262	8 -	1:00.405	13 -	58.557
4 -	1:00.500	9 -	59.160	14 -	58.885
5 -	1:00.127	10 -	59.234	15 -	58.200
79	Andrew HIBBERD	Lotus 22			
1 -	1:01.732	6 -	55.828	11 -	55.037
2 -	55.328	7 -	54.272	12 -	55.472
3 -	54.824	8 -	54.047	13 -	54.092
4 -	54.896	9 -	54.737	14 -	54.107
5 -	54.918	10 -	54.171	15 -	53.681
84	Mark WOODHOUSE	Lotus 20/22			
1 -	1:01.261	6 -	55.801	11 -	55.118
2 -	55.201	7 -	55.140	12 -	56.327
3 -	54.896	8 -	55.286	13 -	57.677
4 -	55.081	9 -	55.427	14 -	57.632
5 -	54.869	10 -	55.218	15 -	56.699
87	Andrew WILKINSON	Cooper T59			
1 -	1:06.026	6 -	56.501	11 -	56.939
2 -	57.700	7 -	56.784	12 -	56.156
3 -	57.509	8 -	56.929	13 -	56.878
4 -	57.162	9 -	56.757	14 -	57.259
5 -	56.979	10 -	57.111	15 -	58.469

Weather/Track: Sun/Dry

www.mstworld.com

Page 2 of 3

Brands Hatch
 Circuit Length = 1.1990 miles.
 Start: 15:20 End: 15:36

Printed - 15:38 Sunday, 11 September 2011

HSCC FJHRA Historic Formula Junior Rear Engine Cars
RACE 3 - LAP ANALYSIS - Brands Hatch - 11 September 2011
 (contd.)

88	Lance WHITEHEAD	Lotus 20					
1 -	1:09.415	6 -	59.472	11 -	1:03.017	16 -	58.547
2 -	59.934	7 -	59.384	12 -	1:00.225		
3 -	59.620	8 -	59.502	13 -	59.868		
4 -	59.690	9 -	59.201	14 -	1:00.134		
5 -	1:00.363	10 -	59.959	15 -	58.354		
89	Mark PANGBORN	Lotus 20B					
1 -	1:02.982	6 -	55.748	11 -	55.848	16 -	55.984
2 -	56.160	7 -	55.402	12 -	55.650	17 -	55.714
3 -	55.701	8 -	55.531	13 -	56.259		
4 -	56.030	9 -	55.815	14 -	56.385		
5 -	55.674	10 -	55.700	15 -	56.034		
94	David GRUNBERG	Lotus 20					
1 -	1:15.886	6 -	1:05.840	11 -	1:05.614		
2 -	1:04.651	7 -	1:07.426	12 -	1:05.376		
3 -	1:06.269	8 -	1:05.552	13 -	1:05.491		
4 -	1:07.852	9 -	1:05.085	14 -	1:06.206		
5 -	1:06.366	10 -	1:07.876				
95	Linden BRAND	Lotus 22					
1 -	1:07.024	6 -	57.452	11 -	57.796	16 -	55.928
2 -	57.296	7 -	1:02.120	12 -	1:16.606		
3 -	57.252	8 -	57.764	13 -	56.261		
4 -	57.132	9 -	56.833	14 -	56.270		
5 -	57.394	10 -	56.478	15 -	56.019		

Weather/Track: Sun/Dry

www.mstworld.com

Page 3 of 3

Brands Hatch
 Circuit Length = 1.1990 miles.
 Start: 15:20 End: 15:36

Printed - 15:38 Sunday, 11 September 2011

**HSCC FJHRA Historic Formula Junior Rear Engine Cars
RACE 3 - LAP CHART - Brands Hatch - 11 September 2011**

Lap 1			Lap 2			Lap 3			Lap 4			Lap 5		
No	Behind	Laptime	No	Behind	Laptime	No	Behind	Laptime	No	Behind	Laptime	No	Behind	Laptime
1		1:00.240	1		54.009	1		54.019	1		53.970	1		54.345
84	1.021	1:01.261	84	2.213	55.201	84	3.090	54.896	84	4.201	55.081	84	4.725	54.869
79	1.492	1:01.732	79	2.811	55.328	79	3.616	54.824	79	4.542	54.896	79	5.115	54.918
89	2.742	1:02.982	89	4.893	56.160	89	6.575	55.701	89	8.635	56.030	89	9.964	55.674
58	3.574	1:03.814	58	5.358	55.793	58	7.005	55.666	58	9.087	56.052	58	10.429	55.687
14	4.515	1:04.755	14	8.791	58.285	14	11.941	57.169	14	15.405	57.434	87	18.793	56.979
87	5.786	1:06.026	87	9.477	57.700	87	12.967	57.509	87	16.159	57.162	14	19.443	58.383
31	6.490	1:06.730	95	10.071	57.296	95	13.304	57.252	95	16.466	57.132	95	19.515	57.394
95	6.784	1:07.024	31	11.550	59.069	31	14.867	57.336	31	18.466	57.569	31	22.235	58.114
34	9.030	1:09.270	34	14.831	59.810	88	20.701	59.620	88	26.421	59.690	88	32.439	1:00.363
88	9.175	1:09.415	88	15.100	59.934	34	21.719	1:00.907	34	28.127	1:00.378	34	33.675	59.893
42	10.994	1:11.234	63	19.193	1:01.659	63	26.436	1:01.262	63	32.966	1:00.500	63	38.748	1:00.127
63	11.543	1:11.783	42	19.986	1:03.001	42	29.452	1:03.485	37	37.726	1:01.985	37	44.812	1:01.431
37	11.680	1:11.920	37	20.739	1:03.068	37	29.711	1:02.991	42	38.966	1:03.484	42	48.520	1:03.899
46	13.774	1:14.014	46	25.020	1:05.255	46	38.263	1:07.262	46	51.576	1:07.283			
94	15.646	1:15.886	94	26.288	1:04.651	94	38.538	1:06.269	94	52.420	1:07.852			

Weather/Track: Sun/Dry

www.mstworld.com

Page 1 of 4

Brands Hatch
Circuit Length = 1.1990 miles.
Start: 15:20 End: 15:36

Printed - 15:37 Sunday, 11 September 2011

HSCC FJHRA Historic Formula Junior Rear Engine Cars
RACE 3 - LAP CHART - Brands Hatch - 11 September 2011
 (contd.)

Lap 6			Lap 7			Lap 8			Lap 9			Lap 10		
No	Behind	Laptime	No	Behind	Laptime	No	Behind	Laptime	No	Behind	Laptime	No	Behind	Laptime
1		54.220	1		54.129	1		54.040	1		55.052	1		54.452
84	6.306	55.801	42	1 LAP	1:04.037	37	1 LAP	1:02.329	63	1 LAP	1:00.405	34	1 LAP	1:00.251
79	6.723	55.828	79	6.866	54.272	79	6.873	54.047	79	6.558	54.737	63	1 LAP	59.160
46	1 LAP	1:05.810	84	7.317	55.140	84	8.563	55.286	84	8.938	55.427	79	6.277	54.171
94	1 LAP	1:06.366	89	12.765	55.402	89	14.256	55.531	37	1 LAP	1:02.387	84	9.704	55.218
89	11.492	55.748	58	14.253	56.299	42	1 LAP	1:05.159	89	15.019	55.815	89	16.267	55.700
58	12.083	55.874	46	1 LAP	1:06.588	58	15.372	55.159	58	15.573	55.253	58	16.682	55.561
87	21.074	56.501	94	1 LAP	1:05.840	87	26.618	56.929	42	1 LAP	1:04.225	37	1 LAP	1:02.318
95	22.747	57.452	87	23.729	56.784	14	31.464	58.614	87	28.323	56.757	87	30.982	57.111
14	22.972	57.749	14	26.890	58.047	31	33.225	58.007	14	33.771	57.359	42	1 LAP	1:03.134
31	25.819	57.804	31	29.258	57.568	46	1 LAP	1:07.177	31	35.335	57.162	14	37.008	57.689
88	37.691	59.472	95	30.738	1:02.120	95	34.462	57.764	95	36.243	56.833	31	37.994	57.111
34	39.237	59.782	88	42.946	59.384	94	1 LAP	1:07.426	46	1 LAP	1:05.269	95	38.269	56.478
63	44.170	59.642	34	45.337	1:00.229	88	48.408	59.502	94	1 LAP	1:05.552			
37	52.152	1:01.560	63	49.695	59.654	34	51.540	1:00.243	88	52.557	59.201			

Weather/Track: Sun/Dry

www.mstworld.com

Brands Hatch
 Circuit Length = 1.1990 miles.
 Start: 15:20 End: 15:36

HSCC FJHRA Historic Formula Junior Rear Engine Cars
RACE 3 - LAP CHART - Brands Hatch - 11 September 2011
 (contd.)

Lap 11			Lap 12			Lap 13			Lap 14			Lap 15		
No	Behind	Laptime	No	Behind	Laptime	No	Behind	Laptime	No	Behind	Laptime	No	Behind	Laptime
1		54.575	1		53.928	1		55.033	1		54.636	1		54.357
46	2 LAPS	1:05.110	79	8.283	55.472	79	7.342	54.092	79	6.813	54.107	79	6.137	53.681
94	2 LAPS	1:05.085	88	1 LAP	1:03.017	95	1 LAP	1:16.606	42	2 LAPS	1:04.694	95	1 LAP	56.270
88	1 LAP	59.959	84	12.646	56.327	84	15.290	57.677	95	1 LAP	56.261	42	2 LAPS	1:03.319
79	6.739	55.037	46	2 LAPS	1:07.720	88	1 LAP	1:00.225	84	18.286	57.632	84	20.628	56.699
34	1 LAP	1:00.071	34	1 LAP	1:00.879	34	1 LAP	1:00.010	89	22.237	56.385	89	23.914	56.034
84	10.247	55.118	63	1 LAP	59.215	63	1 LAP	59.110	88	1 LAP	59.868	58	24.731	55.737
63	1 LAP	59.234	94	2 LAPS	1:07.876	89	20.488	56.259	58	23.351	57.192	63	1 LAP	58.885
89	17.540	55.848	89	19.262	55.650	58	20.795	56.099	63	1 LAP	58.557	88	1 LAP	1:00.134
58	17.983	55.876	58	19.729	55.674	46	2 LAPS	1:05.489	34	1 LAP	1:00.714	34	1 LAP	59.278
37	1 LAP	1:00.700	37	1 LAP	1:01.487	94	2 LAPS	1:05.614	46	2 LAPS	1:06.094	87	44.154	58.469
87	33.346	56.939	87	35.574	56.156	87	37.419	56.878	94	2 LAPS	1:05.376	46	2 LAPS	1:05.678
14	40.748	58.315	14	45.212	58.392	37	1 LAP	1:00.682	87	40.042	57.259	94	2 LAPS	1:05.491
95	41.490	57.796	31	46.531	58.288	14	47.861	57.682	37	1 LAP	1:01.641	14	53.744	57.818
31	42.171	58.752	42	1 LAP	1:04.963	31	48.627	57.129	14	50.283	57.058	31	53.854	57.382
42	1 LAP	1:04.598							31	50.829	56.838			

Weather/Track: Sun/Dry

www.mstworld.com

Brands Hatch
 Circuit Length = 1.1990 miles.
 Start: 15:20 End: 15:36

HSCC FJHRA Historic Formula Junior Rear Engine Cars
RACE 3 - LAP CHART - Brands Hatch - 11 September 2011
 (contd.)

Lap 16			Lap 17			Lap 18			Lap 19			Lap 20		
No	Behind	Laptime	No	Behind	Laptime	No	Behind	Laptime	No	Behind	Laptime	No	Behind	Laptime
1		54.460	1		56.771									
37	2 LAPS	1:02.014	14	1 LAP	58.690									
79	5.635	53.958	31	1 LAP	58.988									
95	1 LAP	56.019	46	3 LAPS	1:06.193									
84	22.678	56.510	94	3 LAPS	1:06.206									
89	25.438	55.984	79	3.961	55.097									
58	26.044	55.773	37	2 LAPS	1:01.291									
42	2 LAPS	1:02.550	95	1 LAP	55.928									
63	1 LAP	58.200	84	22.554	56.647									
88	1 LAP	58.354	89	24.381	55.714									
34	1 LAP	1:00.024	58	24.865	55.592									
87	46.402	56.708	42	2 LAPS	1:03.866									
			63	1 LAP	58.789									
			88	1 LAP	58.547									
			34	1 LAP	59.777									
			87	45.950	56.319									

Weather/Track: Sun/Dry

www.mstworld.com

Page 4 of 4

Brands Hatch
 Circuit Length = 1.1990 miles.
 Start: 15:20 End: 15:36

Printed - 15:37 Sunday, 11 September 2011

HSCC ByBox Historic Touring Cars

RACE 4 - QUALIFYING - Brands Hatch - 11 September 2011

POS	NO	CL	DRIVER	NAT	CAR	TIME	LAPS	GAP	MPH
1	46	B	Dan COX		Ford Lotus Cortina	56.953	13		75.78
2	32	B	Mark GARRITT	Tr	BMW 1800 Ti	57.826	11	0.873	74.64
3	38	C	Steve SHUTTLEWORTH		Ford Lotus Cortina	58.511	13	1.558	73.77
4	86	E	Andy JONES		Singer Chamois	58.629	12	1.676	73.62
5	26	A	Warren BRIGGS	Tr	Ford Mustang	58.715	12	1.762	73.51
6	37	C	Mike GARDINER		Ford Lotus Cortina	59.068	13	2.115	73.07
7	21	A	Graeme DODD	Tr	Jaguar MkII	59.455	8	2.502	72.59
8	54	C	Neil WOOD		Ford Anglia 105E	59.567	13	2.614	72.46
9	1	D	Roger GODFREY		Austin Mini Cooper S	59.719	13	2.766	72.27
10	97	E	David HEALE		Hillman Imp	59.893	13	2.940	72.06
11	6	K5	Neil BROWN		Lotus Cortina	1:00.039	12	3.086	71.89
12	61	C	Brian WEBB		Ford Anglia 105E	1:00.305	12	3.352	71.57
13	94	E	Steve PLATTS		Singer Chamois	1:00.412	12	3.459	71.44
14	87	E	Simon BENOY		Hillman Imp	1:00.645	13	3.692	71.17
15	71	D	Tim HARBER		Austin Mini	1:01.163	12	4.210	70.57
16	65	C	Andrew LAW		Ford Anglia 105E	1:01.199	11	4.246	70.53
17	73	C	Robyn SLATER		Ford Anglia 105E	1:01.302	12	4.349	70.41
18	14	A	Colin MCKAY		Jaguar S Type	1:01.761	9	4.808	69.88
19	84	K6	Roger PHILLIPS	Tr	Austin Mini Cooper	1:01.798	12	4.845	69.84
20	92	K6	Steve JONES		Morris Mini Cooper S	1:02.127	12	5.174	69.47
21	16	K1	Simon MILLER		Ford Mustang	1:02.133	12	5.180	69.47
22	60	C	Mike KOSKELA		Ford Anglia 105E	1:02.314	12	5.361	69.26
23	64	K6	David BRAND		Austin Mini Cooper S	1:02.998	12	6.045	68.51
24	30	B	Jonathan TOWNSEND		Ford Lotus Cortina	1:03.394	11	6.441	68.08
25	4	A	David LLOYD	Tr	Ford Mustang	1:03.493	10	6.540	67.98
26	28	K4	Colin KINGSNORTH		BMW 1800 Tisa	1:03.584	11	6.631	67.88
27	39	K5	Paul HOPKINSON		Alfa Romeo Giulia Sprint GT	1:05.956	11	9.003	65.44
28	52	K5	David CABENA		Alfa Romeo Giulia Sprint	1:07.152	11	10.199	64.27
29	34	B	David MORROW		Alfa Romeo Giulia Sprint GT	1:15.790	3	18.837	56.95

Tr = Cars 4, 21, 26, 32, 84 require working transponders.

Weather/Track: Sun/Dry

These results are provisional until the conclusion of any judicial and technical matters.

Brands Hatch

Circuit Length = 1.1990 miles.

Start: 11:06 End: 11:18

Clerk of the Course:		Timekeeper:
----------------------	--	-------------

HSCC ByBox Historic Touring Cars

RACE 4 - QUALIFYING LAP ANALYSIS - Brands Hatch - 11 September 2011

1	Roger GODFREY		Austin Mini Cooper S
1 - X:00.000P	6 - 1:00.244	11 - 1:00.083	
2 - 1:12.427	7 - 1:00.321	12 - 1:00.018	
3 - 1:01.692	8 - 1:00.991	13 - 59.719	
4 - 1:00.261	9 - 1:00.392		
5 - 1:03.719	10 - 59.984		
4	David LLOYD	Tr	Ford Mustang
1 - X:00.000P	6 - 1:07.459		
2 - 2:36.137	7 - 1:07.205		
3 - 1:09.712	8 - 1:04.103		
4 - 1:06.732	9 - 1:05.785		
5 - 1:06.044	10 - 1:03.493		
6	Neil BROWN		Lotus Cortina
1 - X:00.000P	6 - 1:00.779	11 - 1:01.159	
2 - 1:07.363	7 - 1:02.791	12 - 1:00.574	
3 - 1:01.784	8 - 1:00.428		
4 - 1:01.595	9 - 1:00.039		
5 - 1:00.486	10 - 1:01.461		
14	Colin MCKAY		Jaguar S Type
1 - X:00.000P	6 - 1:01.816		
2 - 1:20.320	7 - 1:02.225		
3 - 1:05.525	8 - 1:02.657		
4 - 1:02.656	9 - 1:01.761		
5 - 1:03.605			
16	Simon MILLER		Ford Mustang
1 - X:00.000P	6 - 1:04.068	11 - 1:02.442	
2 - 1:14.057	7 - 1:03.865	12 - 1:03.763	
3 - 1:08.565	8 - 1:03.018		
4 - 1:05.338	9 - 1:03.531		
5 - 1:05.216	10 - 1:02.133		
21	Graeme DODD	Tr	Jaguar MkII
1 - X:00.000P	6 - 1:00.282		
2 - 1:08.855	7 - 1:00.113		
3 - 2:01.600	8 - 59.455		
4 - 1:01.886			
5 - 1:02.304			

Tr = Cars 4, 21, 26, 32, 84 require working transponders.
Weather/Track: Sun/Dry

Brands Hatch
Circuit Length = 1.1990 miles.
Start: 11:06 End: 11:18

HSCC ByBox Historic Touring Cars

RACE 4 - QUALIFYING LAP ANALYSIS - Brands Hatch - 11 September 2011

(contd.)

26	Warren BRIGGS	Tr	Ford Mustang
1 - X:00.000P	6 - 2:00.295	11 - 59.865	
2 - 1:07.935	7 - 59.741	12 - 59.751	
3 - 1:01.520	8 - 59.898		
4 - 1:02.429	9 - 58.715		
5 - 1:00.063	10 - 59.149		
28	Colin KINGSNORTH		BMW 1800 Tisa
1 - X:00.000P	6 - 1:09.731	11 - 1:03.584	
2 - 1:15.275	7 - 1:06.253		
3 - 1:11.438	8 - 1:04.897		
4 - 1:11.896	9 - 1:05.696		
5 - 1:08.775	10 - 1:04.047		
30	Jonathan TOWNSEND		Ford Lotus Cortina
1 - X:00.000P	6 - 1:06.357	11 - 1:03.394	
2 - 1:28.827	7 - 1:07.993		
3 - 1:17.576	8 - 1:07.911		
4 - 1:09.357	9 - 1:04.997		
5 - 1:06.151	10 - 1:09.757		
32	Mark GARRITT	Tr	BMW 1800 Ti
1 - X:00.000P	6 - 59.128	11 - 59.440	
2 - 1:11.408	7 - 58.374		
3 - 1:02.406	8 - 59.009		
4 - 2:56.639	9 - 58.603		
5 - 58.497	10 - 57.826		
34	David MORROW		Alfa Romeo Giulia Sprint GT
1 - X:00.000P			
2 - 1:18.052			
3 - 1:15.790			
37	Mike GARDINER		Ford Lotus Cortina
1 - X:00.000P	6 - 59.253	11 - 1:04.385	
2 - 1:20.113	7 - 59.233	12 - 1:01.385	
3 - 1:02.163	8 - 59.130	13 - 59.068	
4 - 1:00.874	9 - 59.393		
5 - 1:01.768	10 - 59.127		

Tr = Cars 4, 21, 26, 32, 84 require working transponders.
Weather/Track: Sun/Dry

Brands Hatch
Circuit Length = 1.1990 miles.
Start: 11:06 End: 11:18

HSCC ByBox Historic Touring Cars

RACE 4 - QUALIFYING LAP ANALYSIS - Brands Hatch - 11 September 2011

(contd.)

38	Steve SHUTTLEWORTH	Ford Lotus Cortina
1 - X:00.000P	6 - 59.669	11 - 59.225
2 - 1:08.881	7 - 59.086	12 - 1:01.112
3 - 1:00.672	8 - 58.511	13 - 58.735
4 - 1:00.755	9 - 1:00.049	
5 - 1:01.404	10 - 58.982	
39	Paul HOPKINSON	Alfa Romeo Giulia Sprint GT
1 - X:00.000P	6 - 1:06.778	11 - 1:06.213
2 - 1:17.537	7 - 1:07.780	
3 - 1:06.394	8 - 1:06.263	
4 - 1:07.362	9 - 1:06.108	
5 - 1:06.192	10 - 1:05.956	
46	Dan COX	Ford Lotus Cortina
1 - X:00.000P	6 - 58.562	11 - 57.238
2 - 1:12.524	7 - 58.614	12 - 1:00.641
3 - 58.228	8 - 58.830	13 - 56.953
4 - 59.199	9 - 57.210	
5 - 58.852	10 - 57.580	
52	David CABENA	Alfa Romeo Giulia Sprint
1 - X:00.000P	6 - 1:07.152	11 - 1:09.317
2 - 1:21.067	7 - 1:08.855	
3 - 1:09.268	8 - 1:08.520	
4 - 1:12.382	9 - 1:07.394	
5 - 1:08.444	10 - 1:11.256	
54	Neil WOOD	Ford Anglia 105E
1 - X:00.000P	6 - 1:00.657	11 - 59.908
2 - 1:11.341	7 - 1:00.439	12 - 1:00.152
3 - 1:02.308	8 - 1:02.023	13 - 59.567
4 - 1:01.391	9 - 1:00.045	
5 - 59.858	10 - 59.929	
60	Mike KOSKELA	Ford Anglia 105E
1 - X:00.000P	6 - 1:03.780	11 - 1:02.797
2 - 1:17.174	7 - 1:02.314	12 - 1:03.454
3 - 1:04.989	8 - 1:02.896	
4 - 1:03.922	9 - 1:02.759	
5 - 1:03.901	10 - 1:02.476	

Tr = Cars 4, 21, 26, 32, 84 require working transponders.
Weather/Track: Sun/Dry

Brands Hatch
Circuit Length = 1.1990 miles.
Start: 11:06 End: 11:18

HSCC ByBox Historic Touring Cars

RACE 4 - QUALIFYING LAP ANALYSIS - Brands Hatch - 11 September 2011

(contd.)

61	Brian WEBB		Ford Anglia 105E
1 - X:00.000P	6 - 1:01.874	11 - 1:00.741	
2 - 1:12.605	7 - 1:01.490	12 - 1:00.636	
3 - 1:02.952	8 - 1:00.717		
4 - 1:01.675	9 - 1:00.305		
5 - 1:02.059	10 - 1:02.072		
64	David BRAND		Austin Mini Cooper S
1 - X:00.000P	6 - 1:04.965	11 - 1:05.820	
2 - 1:17.025	7 - 1:04.121	12 - 1:02.998	
3 - 1:06.034	8 - 1:04.187		
4 - 1:06.021	9 - 1:04.356		
5 - 1:06.555	10 - 1:04.278		
65	Andrew LAW		Ford Anglia 105E
1 - X:00.000P	6 - 1:02.378	11 - 1:02.928	
2 - 1:19.319	7 - 1:01.199		
3 - 1:07.779	8 - 1:01.632		
4 - 1:03.781	9 - 1:01.285		
5 - 1:02.337	10 - 1:01.987		
71	Tim HARBER		Austin Mini
1 - X:00.000P	6 - 1:02.649	11 - 1:01.225	
2 - 1:12.296	7 - 1:02.868	12 - 1:02.736	
3 - 1:04.626	8 - 1:03.929		
4 - 1:04.500	9 - 1:01.163		
5 - 1:03.243	10 - 1:02.778		
73	Robyn SLATER		Ford Anglia 105E
1 - X:00.000P	6 - 1:01.341	11 - 1:01.302	
2 - 1:11.705	7 - 1:01.399	12 - 1:01.397	
3 - 1:03.438	8 - 1:03.742		
4 - 1:01.618	9 - 1:01.700		
5 - 1:02.489	10 - 1:01.456		
84	Roger PHILLIPS	Tr	Austin Mini Cooper
1 - X:00.000P	6 - 1:02.562	11 - 1:01.798	
2 - 1:10.173	7 - 1:02.446	12 - 1:01.927	
3 - 1:03.691	8 - 1:05.711		
4 - 1:04.038	9 - 1:03.992		
5 - 1:04.335	10 - 1:02.963		

Tr = Cars 4, 21, 26, 32, 84 require working transponders.
Weather/Track: Sun/Dry

Brands Hatch
Circuit Length = 1.1990 miles.
Start: 11:06 End: 11:18

HSCC ByBox Historic Touring Cars

RACE 4 - QUALIFYING LAP ANALYSIS - Brands Hatch - 11 September 2011

(contd.)

86	Andy JONES	Singer Chamois
1 - X:00.000P	6 - 59.204	11 - 1:00.526
2 - 1:13.536	7 - 58.629	12 - 1:03.850
3 - 1:00.760	8 - 58.723	
4 - 1:00.487	9 - 1:00.855	
5 - 1:00.805	10 - 58.821	
87	Simon BENOY	Hillman Imp
1 - X:00.000P	6 - 1:01.375	11 - 1:01.821
2 - 1:15.078	7 - 1:00.645	12 - 1:02.786
3 - 1:02.004	8 - 1:02.278	13 - 1:01.591
4 - 1:02.700	9 - 1:01.500	
5 - 1:01.426	10 - 1:02.422	
92	Steve JONES	Morris Mini Cooper S
1 - X:00.000P	6 - 1:02.195	11 - 1:02.377
2 - 1:22.614	7 - 1:03.847	12 - 1:02.742
3 - 1:07.875	8 - 1:02.568	
4 - 1:02.896	9 - 1:02.382	
5 - 1:03.853	10 - 1:02.127	
94	Steve PLATTS	Singer Chamois
1 - X:00.000P	6 - 1:01.315	11 - 1:01.098
2 - 1:14.957	7 - 1:03.142	12 - 1:00.412
3 - 1:02.009	8 - 1:00.991	
4 - 1:02.082	9 - 1:00.910	
5 - 1:01.080	10 - 1:01.460	
97	David HEALE	Hillman Imp
1 - X:00.000P	6 - 1:01.080	11 - 1:00.432
2 - 1:10.975	7 - 1:00.487	12 - 59.893
3 - 1:00.486	8 - 1:00.259	13 - 1:00.015
4 - 1:00.597	9 - 1:00.254	
5 - 1:02.082	10 - 1:00.414	

Tr = Cars 4, 21, 26, 32, 84 require working transponders.

Weather/Track: Sun/Dry


Brands Hatch

Circuit Length = 1.1990 miles.

Start: 11:06 End: 11:18

HSCC ByBox Historic Touring Cars

RACE 4 - AMENDED GRID - Brands Hatch - 11 September 2011

ROW 15	34	MORROW	55	WRIGHT	
ROW 14		39	HOPKINSON	52	CABENA
ROW 13	4	LLOYD	28	KINGSNORTH	
ROW 12		64	BRAND	30	TOWNSEND
ROW 11	16	MILLER	60	KOSKELA	
ROW 10		84	PHILLIPS	92	JONES
ROW 9	73	SLATER	14	MCKAY	
ROW 8		71	HARBER	65	LAW
ROW 7	94	PLATTS	87	BENOY	
ROW 6		6	BROWN	61	WEBB
ROW 5	1	GODFREY	97	HEALE	
ROW 4		21	DODD	54	WOOD
ROW 3	26	BRIGGS	37	GARDINER	
ROW 2		38	SHUTTLEWORTH	86	JONES
ROW 1	46	COX	32	GARRITT	
POLE					
					

Tr = Cars 4, 21, 26, 32, 84 require working transponders.

Weather/Track: Sun/Dry. Car 55 allowed to start at back of grid.

These results are provisional until the conclusion of any judicial and technical matters.

Brands Hatch

Circuit Length = 1.1990 miles.

Start: 11:06 End: 11:18

Clerk of the Course:

Timekeeper:

HSCC ByBox Historic Touring Cars

RACE 4 - CLASSIFICATION - Brands Hatch - 11 September 2011

POS	NO	CL	DRIVER	NAT	CAR	TIME	LAPS	GAP	MPH	BEST
1	46	B	Dan COX		Ford Lotus Cortina	20:38.401	21		73.24	57.809
2	32	B	Mark GARRITT		BMW 1800 Ti	20:39.512	21	1.111	73.18	57.844
3	38	C	Steve SHUTTLEWORTH		Ford Lotus Cortina	20:42.464	21	4.063	73.00	58.213
4	37	C	Mike GARDINER		Ford Lotus Cortina	20:50.919	21	12.518	72.51	58.521
5	86	E	Andy JONES		Singer Chamois	21:02.258	21	23.857	71.86	57.980
6	97	E	David HEALE		Hillman Imp	21:15.262	21	36.861	71.13	59.664
7	94	E	Steve PLATTS		Singer Chamois	21:19.805	21	41.404	70.87	59.768
8	26	A	Warren BRIGGS		Ford Mustang	21:23.965	21	45.564	70.64	58.789
9	1	D	Roger GODFREY		Austin Mini Cooper S	21:27.070	21	48.669	70.47	1:00.026
10	71	D	Tim HARBER		Austin Mini	21:29.802	21	51.401	70.32	1:00.152
11	61	C	Brian WEBB		Ford Anglia 105E	21:34.699	21	56.298	70.06	59.982
12	87	E	Simon BENOY		Hillman Imp	21:37.525	21	59.124	69.90	1:00.600
13	73	C	Robyn SLATER		Ford Anglia 105E	20:42.339	20	1 LAP	69.54	1:00.801
14	16	K1	Simon MILLER		Ford Mustang	21:00.515	20	1 LAP	68.53	1:01.571
15	84	K6	Roger PHILLIPS		Austin Mini Cooper	21:01.436	20	1 LAP	68.48	1:01.833
16	60	C	Mike KOSKELA		Ford Anglia 105E	21:06.439	20	1 LAP	68.21	1:01.529
17	92	K6	Steve JONES		Morris Mini Cooper S	21:08.337	20	1 LAP	68.11	1:02.189
18	30	B	Jonathan TOWNSEND		Ford Lotus Cortina	21:35.921	20	1 LAP	66.66	1:02.701
19	34	B	David MORROW		Alfa Romeo Giulia Sprint GT	21:39.160	20	1 LAP	66.49	1:02.507
20	55	E	Pete WRIGHT		Austin A40 Farina	20:51.088	19	2 LAPS	65.60	1:03.151
21	4	A	David LLOYD		Ford Mustang	21:05.095	19	2 LAPS	64.87	1:02.897
22	39	K5	Paul HOPKINSON		Alfa Romeo Giulia Sprint GT	21:15.425	19	2 LAPS	64.35	1:05.371
23	52	K5	David CABENA		Alfa Romeo Giulia Sprint	21:33.951	19	2 LAPS	63.43	1:05.780

NOT CLASSIFIED

28	K4	Colin KINGSNORTH		BMW 1800 Tisa	18:02.151	16	D.N.F.	63.87	1:04.081
6	K5	Neil BROWN		Lotus Cortina	13:22.811	13	D.N.F.	69.97	59.994
54	C	Neil WOOD		Ford Anglia 105E	7:13.416	7	D.N.F.	69.86	59.416
64	K6	David BRAND		Austin Mini Cooper S	7:38.358	7	D.N.F.	66.06	1:03.107

FASTEST LAP

46	B	Dan COX		Ford Lotus Cortina	57.809	6	74.66mph	120.16kph
86	E	Andy JONES		Singer Chamois	57.980	6	74.44mph	119.80kph
38	C	Steve SHUTTLEWORTH		Ford Lotus Cortina	58.213	13	74.14mph	119.33kph
26	A	Warren BRIGGS		Ford Mustang	58.789	5	73.42mph	118.16kph
6	K5	Neil BROWN		Lotus Cortina	59.994	4	71.94mph	115.78kph
1	D	Roger GODFREY		Austin Mini Cooper S	1:00.026	4	71.90mph	115.72kph
16	K1	Simon MILLER		Ford Mustang	1:01.571	13	70.10mph	112.82kph
84	K6	Roger PHILLIPS		Austin Mini Cooper	1:01.833	4	69.80mph	112.34kph
28	K4	Colin KINGSNORTH		BMW 1800 Tisa	1:04.081	14	67.35mph	108.40kph

Weather/Track: Sun/Dry

These results are provisional until the conclusion of any judicial and technical matters.

Brands Hatch

Circuit Length = 1.1990 miles.

Start: 15:45 End: 16:06

Clerk of the Course:

Timekeeper:

HSCC ByBox Historic Touring Cars

RACE 4 - LAP ANALYSIS - Brands Hatch - 11 September 2011

1	Roger GODFREY	Austin Mini Cooper S							
1 -	1:09.996	6 -	1:00.704	11 -	1:01.071	16 -	1:00.248	21 -	1:01.035
2 -	1:00.367	7 -	1:00.954	12 -	1:00.920	17 -	1:00.705		
3 -	1:00.027	8 -	1:00.747	13 -	1:01.822	18 -	1:01.762		
4 -	1:00.026	9 -	1:01.863	14 -	1:00.898	19 -	1:00.308		
5 -	1:00.434	10 -	1:01.556	15 -	1:00.493	20 -	1:01.134		
4	David LLOYD	Ford Mustang							
1 -	1:16.673	6 -	1:07.341	11 -	1:03.559	16 -	1:04.215		
2 -	1:04.183	7 -	1:05.185	12 -	1:03.367	17 -	1:08.417		
3 -	1:27.644	8 -	1:04.352	13 -	1:04.899	18 -	1:04.056		
4 -	1:04.005	9 -	1:06.767	14 -	1:03.646	19 -	1:02.897		
5 -	1:04.907	10 -	1:04.528	15 -	1:04.454				
6	Neil BROWN	Lotus Cortina							
1 -	1:10.658	6 -	1:00.823	11 -	1:00.451				
2 -	1:01.683	7 -	1:00.277	12 -	1:01.004				
3 -	1:01.080	8 -	1:00.792	13 -	1:04.070				
4 -	59.994	9 -	1:00.147						
5 -	1:00.396	10 -	1:01.436						
16	Simon MILLER	Ford Mustang							
1 -	1:14.155	6 -	1:01.862	11 -	1:02.447	16 -	1:02.137		
2 -	1:04.165	7 -	1:02.351	12 -	1:02.834	17 -	1:01.734		
3 -	1:02.822	8 -	1:01.867	13 -	1:01.571	18 -	1:04.139		
4 -	1:02.596	9 -	1:01.909	14 -	1:01.728	19 -	1:02.316		
5 -	1:02.375	10 -	1:02.438	15 -	1:02.658	20 -	1:02.411		
26	Warren BRIGGS	Tr	Ford Mustang						
1 -	1:08.461	6 -	58.845	11 -	58.937	16 -	59.814	21 -	1:00.902
2 -	59.423	7 -	1:00.554	12 -	59.301	17 -	59.948		
3 -	59.981	8 -	1:00.193	13 -	1:00.152	18 -	1:20.760		
4 -	58.830	9 -	1:00.220	14 -	59.701	19 -	1:00.175		
5 -	58.789	10 -	59.664	15 -	59.259	20 -	1:00.056		
28	Colin KINGSNORTH	BMW 1800 Tisa							
1 -	1:20.539	6 -	1:04.137	11 -	1:08.081	16 -	1:19.098		
2 -	1:06.656	7 -	1:04.459	12 -	1:06.188				
3 -	1:06.601	8 -	1:08.193	13 -	1:04.696				
4 -	1:05.713	9 -	1:06.735	14 -	1:04.081				
5 -	1:04.529	10 -	1:08.074	15 -	1:04.371				

Weather/Track: Sun/Dry

www.mstworld.com

Page 1 of 5

Brands Hatch
Circuit Length = 1.1990 miles.
Start: 15:45 End: 16:06

Printed - 16:13 Sunday, 11 September 2011

HSCC ByBox Historic Touring Cars

RACE 4 - LAP ANALYSIS - Brands Hatch - 11 September 2011

(contd.)

30	Jonathan TOWNSEND	Ford Lotus Cortina							
1 -	1:19.519	6 -	1:03.281	11 -	1:05.747	16 -	1:05.040		
2 -	1:05.704	7 -	1:02.701	12 -	1:04.257	17 -	1:04.678		
3 -	1:06.424	8 -	1:03.943	13 -	1:03.438	18 -	1:03.704		
4 -	1:03.112	9 -	1:03.531	14 -	1:03.508	19 -	1:03.706		
5 -	1:02.862	10 -	1:03.663	15 -	1:03.680	20 -	1:03.423		
32	Mark GARRITT	BMW 1800 Ti							
1 -	1:06.120	6 -	57.844	11 -	58.418	16 -	58.515	21 -	58.527
2 -	1:00.207	7 -	58.028	12 -	59.624	17 -	58.506		
3 -	58.612	8 -	58.890	13 -	58.664	18 -	58.306		
4 -	58.592	9 -	59.054	14 -	59.089	19 -	58.421		
5 -	58.908	10 -	58.097	15 -	58.242	20 -	58.848		
34	David MORROW	Alfa Romeo Giulia Sprint GT							
1 -	1:18.592	6 -	1:04.370	11 -	1:04.501	16 -	1:03.624		
2 -	1:04.873	7 -	1:03.840	12 -	1:03.542	17 -	1:05.652		
3 -	1:05.439	8 -	1:04.475	13 -	1:02.507	18 -	1:03.852		
4 -	1:03.347	9 -	1:02.709	14 -	1:04.134	19 -	1:04.286		
5 -	1:04.706	10 -	1:06.584	15 -	1:02.968	20 -	1:05.159		
37	Mike GARDINER	Ford Lotus Cortina							
1 -	1:06.044	6 -	58.521	11 -	59.058	16 -	59.915	21 -	59.428
2 -	59.964	7 -	58.768	12 -	59.406	17 -	59.619		
3 -	59.042	8 -	58.886	13 -	58.987	18 -	59.334		
4 -	59.594	9 -	59.505	14 -	58.812	19 -	59.560		
5 -	59.092	10 -	59.135	15 -	58.790	20 -	59.459		
38	Steve SHUTTLEWORTH	Ford Lotus Cortina							
1 -	1:07.870	6 -	58.595	11 -	58.625	16 -	58.562	21 -	58.600
2 -	59.255	7 -	58.679	12 -	58.646	17 -	59.058		
3 -	59.091	8 -	59.011	13 -	58.213	18 -	58.785		
4 -	59.195	9 -	58.803	14 -	58.398	19 -	58.534		
5 -	58.401	10 -	58.630	15 -	58.567	20 -	58.946		
39	Paul HOPKINSON	Alfa Romeo Giulia Sprint GT							
1 -	1:18.495	6 -	1:05.454	11 -	1:05.981	16 -	1:07.402		
2 -	1:06.402	7 -	1:07.185	12 -	1:05.470	17 -	1:06.170		
3 -	1:08.577	8 -	1:07.690	13 -	1:05.528	18 -	1:05.425		
4 -	1:06.779	9 -	1:06.134	14 -	1:05.954	19 -	1:05.371		
5 -	1:06.565	10 -	1:07.330	15 -	1:07.513				

Weather/Track: Sun/Dry

www.mstworld.com

Page 2 of 5

Brands Hatch
Circuit Length = 1.1990 miles.
Start: 15:45 End: 16:06

Printed - 16:13 Sunday, 11 September 2011

HSCC ByBox Historic Touring Cars

RACE 4 - LAP ANALYSIS - Brands Hatch - 11 September 2011

(contd.)

46	Dan COX	Ford Lotus Cortina							
1 -	1:05.169	6 -	57.809	11 -	58.522	16 -	58.302	21 -	58.958
2 -	1:00.151	7 -	58.070	12 -	59.315	17 -	58.700		
3 -	58.424	8 -	58.385	13 -	58.199	18 -	58.891		
4 -	59.518	9 -	58.731	14 -	58.503	19 -	58.062		
5 -	58.756	10 -	58.642	15 -	59.050	20 -	58.244		
52	David CABENA	Alfa Romeo Giulia Sprint							
1 -	1:21.916	6 -	1:06.894	11 -	1:05.780	16 -	1:07.252		
2 -	1:06.911	7 -	1:08.798	12 -	1:06.864	17 -	1:07.432		
3 -	1:07.843	8 -	1:07.624	13 -	1:09.622	18 -	1:06.543		
4 -	1:07.588	9 -	1:09.427	14 -	1:06.704	19 -	1:07.754		
5 -	1:06.855	10 -	1:06.160	15 -	1:05.984				
54	Neil WOOD	Ford Anglia 105E							
1 -	1:09.523	6 -	1:01.584						
2 -	59.659	7 -	1:03.685						
3 -	59.741								
4 -	59.416								
5 -	59.808								
55	Pete WRIGHT	Austin A40 Farina							
1 -	1:19.110	6 -	1:05.351	11 -	1:03.948	16 -	1:03.670		
2 -	1:06.804	7 -	1:07.474	12 -	1:05.497	17 -	1:04.782		
3 -	1:08.913	8 -	1:05.648	13 -	1:04.624	18 -	1:03.812		
4 -	1:05.462	9 -	1:04.208	14 -	1:03.872	19 -	1:03.836		
5 -	1:06.737	10 -	1:04.189	15 -	1:03.151				
60	Mike KOSKELA	Ford Anglia 105E							
1 -	1:16.139	6 -	1:02.372	11 -	1:03.144	16 -	1:03.887		
2 -	1:01.975	7 -	1:02.545	12 -	1:03.225	17 -	1:02.917		
3 -	1:01.912	8 -	1:02.193	13 -	1:02.583	18 -	1:03.122		
4 -	1:01.529	9 -	1:02.673	14 -	1:02.502	19 -	1:02.339		
5 -	1:01.643	10 -	1:02.469	15 -	1:03.922	20 -	1:03.348		
61	Brian WEBB	Ford Anglia 105E							
1 -	1:10.264	6 -	1:00.592	11 -	1:00.944	16 -	1:01.024	21 -	1:01.343
2 -	1:01.325	7 -	1:00.593	12 -	1:02.119	17 -	1:00.929		
3 -	1:01.040	8 -	1:01.324	13 -	1:01.085	18 -	1:02.044		
4 -	1:00.701	9 -	59.982	14 -	1:00.806	19 -	1:01.789		
5 -	1:01.820	10 -	1:00.890	15 -	1:01.334	20 -	1:02.751		

Weather/Track: Sun/Dry

www.mstworld.com

Page 3 of 5

Brands Hatch
Circuit Length = 1.1990 miles.
Start: 15:45 End: 16:06

Printed - 16:13 Sunday, 11 September 2011

HSCC ByBox Historic Touring Cars

RACE 4 - LAP ANALYSIS - Brands Hatch - 11 September 2011

(contd.)

64	David BRAND	Austin Mini Cooper S			
1 -	1:13.993	6 -	1:04.638		
2 -	1:03.705	7 -	1:05.079		
3 -	1:04.522				
4 -	1:03.107				
5 -	1:03.314				
71	Tim HARBER	Austin Mini			
1 -	1:12.118	6 -	1:00.322	11 -	1:00.792
2 -	1:02.457	7 -	1:00.152	12 -	1:01.448
3 -	1:00.697	8 -	1:00.946	13 -	1:01.072
4 -	1:00.732	9 -	1:00.707	14 -	1:00.371
5 -	1:00.530	10 -	1:00.494	15 -	1:00.425
				16 -	1:00.688
				17 -	1:00.866
				18 -	1:00.942
				19 -	1:02.147
				20 -	1:00.965
73	Robyn SLATER	Ford Anglia 105E			
1 -	1:12.005	6 -	1:02.042	11 -	1:01.417
2 -	1:02.667	7 -	1:02.087	12 -	1:01.088
3 -	1:01.735	8 -	1:01.124	13 -	1:00.801
4 -	1:00.986	9 -	1:02.154	14 -	1:01.179
5 -	1:01.706	10 -	1:01.491	15 -	1:01.448
				16 -	1:01.208
				17 -	1:01.483
				18 -	1:01.893
				19 -	1:01.258
				20 -	1:02.567
84	Roger PHILLIPS	Tr	Austin Mini Cooper		
1 -	1:12.624	6 -	1:02.178	11 -	1:02.379
2 -	1:02.987	7 -	1:02.208	12 -	1:02.604
3 -	1:01.906	8 -	1:02.081	13 -	1:03.098
4 -	1:01.833	9 -	1:02.122	14 -	1:02.565
5 -	1:02.359	10 -	1:02.778	15 -	1:02.360
				16 -	1:03.047
				17 -	1:02.165
				18 -	1:05.383
				19 -	1:02.313
				20 -	1:02.446
86	Andy JONES	Singer Chamois			
1 -	1:07.120	6 -	57.980	11 -	59.789
2 -	59.277	7 -	58.137	12 -	58.609
3 -	59.466	8 -	59.404	13 -	58.932
4 -	58.646	9 -	59.133	14 -	58.672
5 -	58.853	10 -	59.116	15 -	59.576
				16 -	59.819
				17 -	1:01.590
				18 -	1:01.539
				19 -	1:01.305
				20 -	1:02.543
87	Simon BENOY	Hillman Imp			
1 -	1:11.936	6 -	1:00.600	11 -	1:01.753
2 -	1:01.519	7 -	1:01.554	12 -	1:01.622
3 -	1:01.019	8 -	1:00.985	13 -	1:01.430
4 -	1:01.028	9 -	1:00.801	14 -	1:01.168
5 -	1:00.758	10 -	1:02.034	15 -	1:01.300
				16 -	1:01.261
				17 -	1:01.499
				18 -	1:00.933
				19 -	1:01.524
				20 -	1:01.188

Weather/Track: Sun/Dry

www.mstworld.com

Page 4 of 5

Brands Hatch
Circuit Length = 1.1990 miles.
Start: 15:45 End: 16:06

Printed - 16:13 Sunday, 11 September 2011

HSCC ByBox Historic Touring Cars

RACE 4 - LAP ANALYSIS - Brands Hatch - 11 September 2011

(contd.)

92	Steve JONES	Morris Mini Cooper S			
1 - 1:13.383	6 - 1:02.382	11 - 1:03.016	16 - 1:02.805		
2 - 1:02.760	7 - 1:02.479	12 - 1:03.789	17 - 1:02.989		
3 - 1:02.313	8 - 1:02.189	13 - 1:02.665	18 - 1:03.403		
4 - 1:02.973	9 - 1:02.547	14 - 1:04.849	19 - 1:02.961		
5 - 1:02.919	10 - 1:02.414	15 - 1:03.031	20 - 1:02.470		
94	Steve PLATTS	Singer Chamois			
1 - 1:11.725	6 - 1:00.835	11 - 1:00.996	16 - 59.768	21 - 59.859	
2 - 1:00.369	7 - 1:00.376	12 - 59.978	17 - 1:00.011		
3 - 1:01.184	8 - 1:00.396	13 - 1:00.748	18 - 1:00.108		
4 - 1:01.257	9 - 1:00.312	14 - 59.868	19 - 1:00.722		
5 - 1:00.413	10 - 1:00.713	15 - 59.955	20 - 1:00.212		
97	David HEALE	Hillman Imp			
1 - 1:07.802	6 - 1:00.506	11 - 1:00.687	16 - 1:00.342	21 - 1:00.118	
2 - 59.664	7 - 1:00.247	12 - 59.877	17 - 1:00.299		
3 - 1:00.399	8 - 1:00.315	13 - 1:00.441	18 - 1:01.174		
4 - 1:00.626	9 - 1:00.027	14 - 1:00.253	19 - 1:00.699		
5 - 1:00.319	10 - 1:00.670	15 - 1:00.326	20 - 1:00.471		

Weather/Track: Sun/Dry

www.mstworld.com

Page 5 of 5

Brands Hatch
Circuit Length = 1.1990 miles.
Start: 15:45 End: 16:06

Printed - 16:13 Sunday, 11 September 2011

HSCC ByBox Historic Touring Cars

RACE 4 - LAP CHART - Brands Hatch - 11 September 2011

Lap 1			Lap 2			Lap 3			Lap 4			Lap 5		
No	Behind	Laptime	No	Behind	Laptime	No	Behind	Laptime	No	Behind	Laptime	No	Behind	Laptime
46		1:05.169	46		1:00.151	46		58.424	46		59.518	46		58.756
37	0.875	1:06.044	37	0.688	59.964	32	1.195	58.612	32	0.269	58.592	32	0.421	58.908
32	0.951	1:06.120	32	1.007	1:00.207	37	1.306	59.042	86	1.247	58.646	86	1.344	58.853
86	1.951	1:07.120	86	1.077	59.277	86	2.119	59.466	37	1.382	59.594	37	1.718	59.092
97	2.633	1:07.802	38	1.805	59.255	38	2.472	59.091	38	2.149	59.195	38	1.794	58.401
38	2.701	1:07.870	97	2.146	59.664	97	4.121	1:00.399	26	3.433	58.830	26	3.466	58.789
26	3.292	1:08.461	26	2.564	59.423	26	4.121	59.981	54	5.077	59.416	54	6.129	59.808
54	4.354	1:09.523	54	3.862	59.659	54	5.179	59.741	97	5.229	1:00.626	97	6.792	1:00.319
1	4.827	1:09.996	1	5.043	1:00.367	1	6.646	1:00.027	1	7.154	1:00.026	1	8.832	1:00.434
61	5.095	1:10.264	61	6.269	1:01.325	61	8.885	1:01.040	61	10.068	1:00.701	6	11.793	1:00.396
6	5.489	1:10.658	94	6.774	1:00.369	94	9.534	1:01.184	6	10.153	59.994	94	12.930	1:00.413
94	6.556	1:11.725	6	7.021	1:01.683	6	9.677	1:01.080	94	11.273	1:01.257	61	13.132	1:01.820
87	6.767	1:11.936	87	8.135	1:01.519	87	10.730	1:01.019	87	12.240	1:01.028	87	14.242	1:00.758
73	6.836	1:12.005	71	9.255	1:02.457	71	11.528	1:00.697	71	12.742	1:00.732	71	14.516	1:00.530
71	6.949	1:12.118	73	9.352	1:02.667	73	12.663	1:01.735	73	14.131	1:00.986	73	17.081	1:01.706
84	7.455	1:12.624	84	10.291	1:02.987	84	13.773	1:01.906	84	16.088	1:01.833	84	19.691	1:02.359
92	8.214	1:13.383	92	10.823	1:02.760	92	14.712	1:02.313	92	18.167	1:02.973	60	21.180	1:01.643
64	8.824	1:13.993	64	12.378	1:03.705	60	16.282	1:01.912	60	18.293	1:01.529	92	22.330	1:02.919
16	8.986	1:14.155	60	12.794	1:01.975	16	17.398	1:02.822	16	20.476	1:02.596	16	24.095	1:02.375
60	10.970	1:16.139	16	13.000	1:04.165	64	18.476	1:04.522	64	22.065	1:03.107	64	26.623	1:03.314
4	11.504	1:16.673	4	15.536	1:04.183	34	25.160	1:05.439	34	28.989	1:03.347	34	34.939	1:04.706
39	13.326	1:18.495	34	18.145	1:04.873	30	27.903	1:06.424	30	31.497	1:03.112	30	35.603	1:02.862
34	13.423	1:18.592	39	19.577	1:06.402	39	29.730	1:08.577	28	36.247	1:05.713	28	42.020	1:04.529
55	13.941	1:19.110	30	19.903	1:05.704	28	30.052	1:06.601	39	36.991	1:06.779	39	44.800	1:06.565
30	14.350	1:19.519	55	20.594	1:06.804	55	31.083	1:08.913	55	37.027	1:05.462	55	45.008	1:06.737
28	15.370	1:20.539	28	21.875	1:06.656	52	32.926	1:07.843	52	40.996	1:07.588	52	49.095	1:06.855
52	16.747	1:21.916	52	23.507	1:06.911	4	44.756	1:27.644	4	49.243	1:04.005	4	55.394	1:04.907

Weather/Track: Sun/Dry

www.mstworld.com

Page 1 of 5

Brands Hatch
Circuit Length = 1.1990 miles.
Start: 15:45 End: 16:06

Printed - 16:14 Sunday, 11 September 2011

HSCC ByBox Historic Touring Cars

RACE 4 - LAP CHART - Brands Hatch - 11 September 2011

(contd.)

Lap 6			Lap 7			Lap 8			Lap 9			Lap 10		
No	Behind	Laptime	No	Behind	Laptime	No	Behind	Laptime	No	Behind	Laptime	No	Behind	Laptime
46		57.809	46		58.070	46		58.385	46		58.731	46		58.642
32	0.456	57.844	52	1 LAP	1:06.894	32	0.919	58.890	32	1.242	59.054	32	0.697	58.097
86	1.515	57.980	32	0.414	58.028	86	2.601	59.404	86	3.003	59.133	86	3.477	59.116
37	2.430	58.521	86	1.582	58.137	39	1 LAP	1:07.185	38	3.887	58.803	38	3.875	58.630
38	2.580	58.595	37	3.128	58.768	55	1 LAP	1:07.474	37	4.403	59.505	37	4.896	59.135
26	4.502	58.845	38	3.189	58.679	37	3.629	58.886	28	1 LAP	1:08.193	26	11.305	59.664
97	9.489	1:00.506	4	1 LAP	1:07.341	38	3.815	59.011	26	10.283	1:00.220	28	1 LAP	1:06.735
54	9.904	1:01.584	26	6.986	1:00.554	26	8.794	1:00.193	55	1 LAP	1:05.648	55	1 LAP	1:04.208
1	11.727	1:00.704	97	11.666	1:00.247	52	1 LAP	1:08.798	39	1 LAP	1:07.690	97	16.920	1:00.670
6	14.807	1:00.823	1	14.611	1:00.954	97	13.596	1:00.315	97	14.892	1:00.027	39	1 LAP	1:06.134
61	15.915	1:00.592	54	15.519	1:03.685	4	1 LAP	1:05.185	4	1 LAP	1:04.352	1	23.019	1:01.556
94	15.956	1:00.835	6	17.014	1:00.277	1	16.973	1:00.747	52	1 LAP	1:07.624	6	23.631	1:01.436
87	17.033	1:00.600	94	18.262	1:00.376	6	19.421	1:00.792	1	20.105	1:01.863	94	23.925	1:00.713
71	17.029	1:00.322	61	18.438	1:00.593	94	20.273	1:00.396	6	20.837	1:00.147	61	24.876	1:00.890
73	21.314	1:02.042	71	19.111	1:00.152	61	21.377	1:01.324	94	21.854	1:00.312	71	25.500	1:00.494
84	24.060	1:02.178	87	20.517	1:01.554	71	21.672	1:00.946	61	22.628	59.982	4	1 LAP	1:06.767
60	25.743	1:02.372	73	25.331	1:02.087	87	23.117	1:00.985	71	23.648	1:00.707	87	28.579	1:02.034
92	26.903	1:02.382	84	28.198	1:02.208	73	28.070	1:01.124	87	25.187	1:00.801	52	1 LAP	1:09.427
16	28.148	1:01.862	60	30.218	1:02.545	84	31.894	1:02.081	73	31.493	1:02.154	73	34.342	1:01.491
64	33.452	1:04.638	92	31.312	1:02.479	60	34.026	1:02.193	84	35.285	1:02.122	84	39.421	1:02.778
30	41.075	1:03.281	16	32.429	1:02.351	92	35.116	1:02.189	60	37.968	1:02.673	60	41.795	1:02.469
34	41.500	1:04.370	64	40.461	1:05.079	16	35.911	1:01.867	92	38.932	1:02.547	92	42.704	1:02.414
28	48.348	1:04.137	30	45.706	1:02.701	30	51.264	1:03.943	16	39.089	1:01.909	16	42.885	1:02.438
39	52.445	1:05.454	34	47.270	1:03.840	34	53.360	1:04.475	30	56.064	1:03.531			
55	52.550	1:05.351	28	54.737	1:04.459				34	57.338	1:02.709			

Weather/Track: Sun/Dry

www.mstworld.com

Page 2 of 5

Brands Hatch
Circuit Length = 1.1990 miles.
Start: 15:45 End: 16:06

Printed - 16:14 Sunday, 11 September 2011

HSCC ByBox Historic Touring Cars

RACE 4 - LAP CHART - Brands Hatch - 11 September 2011

(contd.)

Lap 11			Lap 12			Lap 13			Lap 14			Lap 15		
No	Behind	Laptime	No	Behind	Laptime	No	Behind	Laptime	No	Behind	Laptime	No	Behind	Laptime
46		58.522	46		59.315	46		58.199	46		58.503	46		59.050
32	0.593	58.418	32	0.902	59.624	32	1.367	58.664	32	1.953	59.089	32	1.145	58.242
30	1 LAP	1:03.663	38	3.309	58.646	38	3.323	58.213	38	3.218	58.398	38	2.735	58.567
38	3.978	58.625	86	4.038	58.609	86	4.771	58.932	86	4.940	58.672	92	1 LAP	1:04.849
86	4.744	59.789	37	5.523	59.406	37	6.311	58.987	37	6.620	58.812	52	2 LAPS	1:09.622
37	5.432	59.058	30	1 LAP	1:05.747	26	13.659	1:00.152	26	14.857	59.701	86	5.466	59.576
34	1 LAP	1:06.584	26	11.706	59.301	30	1 LAP	1:04.257	30	1 LAP	1:03.438	37	6.360	58.790
26	11.720	58.937	34	1 LAP	1:04.501	34	1 LAP	1:03.542	34	1 LAP	1:02.507	26	15.066	59.259
97	19.085	1:00.687	97	19.647	59.877	97	21.889	1:00.441	97	23.639	1:00.253	30	1 LAP	1:03.508
55	1 LAP	1:04.189	55	1 LAP	1:03.948	94	29.611	1:00.748	94	30.976	59.868	97	24.915	1:00.326
28	1 LAP	1:08.074	94	27.062	59.978	1	30.796	1:01.822	1	33.191	1:00.898	34	1 LAP	1:04.134
6	25.560	1:00.451	1	27.173	1:00.920	71	32.776	1:01.072	71	34.644	1:00.371	94	31.881	59.955
1	25.568	1:01.071	6	27.249	1:01.004	61	32.988	1:01.085	61	35.291	1:00.806	1	34.634	1:00.493
94	26.399	1:00.996	71	29.903	1:01.448	6	33.120	1:04.070	55	1 LAP	1:04.624	71	36.019	1:00.425
61	27.298	1:00.944	61	30.102	1:02.119	55	1 LAP	1:05.497	87	40.013	1:01.168	61	37.575	1:01.334
71	27.770	1:00.792	28	1 LAP	1:08.081	87	37.348	1:01.430	73	44.288	1:01.179	87	42.263	1:01.300
39	1 LAP	1:07.330	87	34.117	1:01.622	28	1 LAP	1:06.188	28	1 LAP	1:04.696	55	1 LAP	1:03.872
87	31.810	1:01.753	39	1 LAP	1:05.981	73	41.612	1:00.801	4	1 LAP	1:04.899	73	46.686	1:01.448
4	1 LAP	1:04.528	4	1 LAP	1:03.559	39	1 LAP	1:05.470	39	1 LAP	1:05.528	28	1 LAP	1:04.081
73	37.237	1:01.417	73	39.010	1:01.088	4	1 LAP	1:03.367	84	55.528	1:02.565	4	1 LAP	1:03.646
52	1 LAP	1:06.160	52	1 LAP	1:05.780	84	51.466	1:03.098	16	56.926	1:01.728	39	1 LAP	1:05.954
84	43.278	1:02.379	84	46.567	1:02.604	52	1 LAP	1:06.864	60	58.710	1:02.502			
60	46.417	1:03.144	16	50.329	1:02.834	16	53.701	1:01.571						
16	46.810	1:02.447	60	50.327	1:03.225	60	54.711	1:02.583						
92	47.198	1:03.016	92	51.672	1:03.789	92	56.138	1:02.665						

Weather/Track: Sun/Dry

www.mstworld.com

Page 3 of 5

Brands Hatch
Circuit Length = 1.1990 miles.
Start: 15:45 End: 16:06

Printed - 16:14 Sunday, 11 September 2011

HSCC ByBox Historic Touring Cars

RACE 4 - LAP CHART - Brands Hatch - 11 September 2011

(contd.)

Lap 16			Lap 17			Lap 18			Lap 19			Lap 20		
No	Behind	Laptime	No	Behind	Laptime	No	Behind	Laptime	No	Behind	Laptime	No	Behind	Laptime
46		58.302	46		58.700	46		58.891	46		58.062	46		58.244
84	1 LAP	1:02.360	32	1.164	58.506	32	0.579	58.306	32	0.938	58.421	73	1 LAP	1:01.258
32	1.358	58.515	4	2 LAPS	1:04.454	38	3.247	58.785	55	2 LAPS	1:04.782	32	1.542	58.848
16	1 LAP	1:02.658	38	3.353	59.058	4	2 LAPS	1:04.215	38	3.719	58.534	38	4.421	58.946
38	2.995	58.562	84	1 LAP	1:03.047	84	1 LAP	1:02.165	37	10.833	59.560	55	2 LAPS	1:03.812
60	1 LAP	1:03.922	16	1 LAP	1:02.137	16	1 LAP	1:01.734	16	1 LAP	1:04.139	37	12.048	59.459
86	6.983	59.819	39	2 LAPS	1:07.513	37	9.335	59.334	84	1 LAP	1:05.383	16	1 LAP	1:02.316
37	7.973	59.915	37	8.892	59.619	86	12.521	1:01.539	86	15.764	1:01.305	84	1 LAP	1:02.313
92	1 LAP	1:03.031	86	9.873	1:01.590	60	1 LAP	1:02.917	4	2 LAPS	1:08.417	86	20.063	1:02.543
52	2 LAPS	1:06.704	60	1 LAP	1:03.887	39	2 LAPS	1:07.402	60	1 LAP	1:03.122	4	2 LAPS	1:04.056
26	16.578	59.814	92	1 LAP	1:02.805	92	1 LAP	1:02.989	92	1 LAP	1:03.403	60	1 LAP	1:02.339
97	26.955	1:00.342	26	17.826	59.948	28	2 LAPS	1:19.098	39	2 LAPS	1:06.170	92	1 LAP	1:02.961
30	1 LAP	1:03.680	52	2 LAPS	1:05.984	52	2 LAPS	1:07.252	97	33.474	1:00.699	39	2 LAPS	1:05.425
34	1 LAP	1:02.968	97	28.554	1:00.299	97	30.837	1:01.174	52	2 LAPS	1:07.432	97	35.701	1:00.471
94	33.347	59.768	94	34.658	1:00.011	94	35.875	1:00.108	94	38.535	1:00.722	94	40.503	1:00.212
1	36.580	1:00.248	34	1 LAP	1:03.624	26	39.695	1:20.760	26	41.808	1:00.175	26	43.620	1:00.056
71	38.405	1:00.688	30	1 LAP	1:05.040	1	41.456	1:01.762	1	43.702	1:00.308	1	46.592	1:01.134
61	40.297	1:01.024	1	38.585	1:00.705	30	1 LAP	1:04.678	71	46.707	1:02.147	52	2 LAPS	1:06.543
87	45.222	1:01.261	71	40.571	1:00.866	71	42.622	1:00.942	30	1 LAP	1:03.704	71	49.428	1:00.965
55	1 LAP	1:03.151	61	42.526	1:00.929	34	1 LAP	1:05.652	34	1 LAP	1:03.852	30	1 LAP	1:03.706
73	49.592	1:01.208	87	48.021	1:01.499	61	45.679	1:02.044	61	49.406	1:01.789	61	53.913	1:02.751
28	1 LAP	1:04.371	73	52.375	1:01.483	87	50.063	1:00.933	87	53.525	1:01.524	34	1 LAP	1:04.286
			55	1 LAP	1:03.670	73	55.377	1:01.893				87	56.469	1:01.188

Weather/Track: Sun/Dry

www.mstworld.com

Page 4 of 5

Brands Hatch
Circuit Length = 1.1990 miles.
Start: 15:45 End: 16:06

Printed - 16:14 Sunday, 11 September 2011

HSCC ByBox Historic Touring Cars

RACE 4 - LAP CHART - Brands Hatch - 11 September 2011

(contd.)

Lap 21			Lap 22			Lap 23			Lap 24			Lap 25		
No	Behind	Laptime	No	Behind	Laptime	No	Behind	Laptime	No	Behind	Laptime	No	Behind	Laptime
46		58.958												
32	1.111	58.527												
73	1 LAP	1:02.567												
38	4.063	58.600												
37	12.518	59.428												
55	2 LAPS	1:03.836												
16	1 LAP	1:02.411												
84	1 LAP	1:02.446												
86	23.857	1:02.752												
4	2 LAPS	1:02.897												
60	1 LAP	1:03.348												
92	1 LAP	1:02.470												
97	36.861	1:00.118												
39	2 LAPS	1:05.371												
94	41.404	59.859												
26	45.564	1:00.902												
1	48.669	1:01.035												
71	51.401	1:00.931												
52	2 LAPS	1:07.754												
61	56.298	1:01.343												
30	1 LAP	1:03.423												
87	59.124	1:01.613												
34	1 LAP	1:05.159												

Weather/Track: Sun/Dry

www.mstworld.com

Page 5 of 5

Brands Hatch
Circuit Length = 1.1990 miles.
Start: 15:45 End: 16:06

Printed - 16:14 Sunday, 11 September 2011

HSCC Grandstand Historic Formula Ford

RACE 5 - QUALIFYING - Brands Hatch - 11 September 2011

POS	NO	CL	DRIVER	NAT	CAR	TIME	LAPS	GAP	MPH
1	21		Benjamin MITCHELL		Merlyn Mk20	51.890	13		83.18
2	5		Benn SIMMS		Alexis Mk14	52.401	15	0.511	82.37
3	16		Simon TOYNE		Lola T200	52.728	14	0.838	81.86
4	57		David WILD		Lola T200	52.914	14	1.024	81.57
5	32		Jamie BRASHAW		Merlyn Mk11A	53.299	14	1.409	80.98
6	62		Ian ASHLEY		Lola T200	53.340	14	1.450	80.92
7	6		Stuart BAIRD		Merlyn Mk11A	53.424	15	1.534	80.79
8	38		Pertti KIIVERI		Kvantti Mk1	53.651	14	1.761	80.45
9	63		Matthew STURMER		Macon MR8	53.686	14	1.796	80.40
10	60		James BUCKTON		Elden Mk8	53.696	14	1.806	80.38
11	17		Brian MORRIS		Macon MR7	54.284	14	2.394	79.51
12	41		Martin ANSLOW		Merlyn Mk20A	54.496	13	2.606	79.20
13	61		Harvey SYKES		Merlyn Mk17	54.608	10	2.718	79.04
14	47		Louis HANJOUL		Ford Eldon Mk8/10	54.872	12	2.982	78.66
15	4		Maxim BARTELL		Merlyn Mk20	55.020	14	3.130	78.45
16	8		Andrew MANSELL		Merlyn Mk11A	55.272	13	3.382	78.09
17	77		Chris SHARPLES		Palliser WDF1	55.286	13	3.396	78.07
18	27		Dick DIXON		Lotus 61	55.613	13	3.723	77.61
19	91	N	John CROWELL		Lola T200	55.733	13	3.843	77.44
20	94	N	Koichi WATANUKI		Merlyn Mk11A	55.924	13	4.034	77.18
21	78		Peter BELSEY		Elden Mk8	56.108	13	4.218	76.93
22	90	N	John SLACK		Lola T200	56.211	13	4.321	76.78
23	35		Kevin GOATER		Macon MR8	56.244	13	4.354	76.74
24	10		Andrew OLIVER		Alexis Mk15	56.696	13	4.806	76.13
25	25		Philip WALKER		Crossle 16F	56.713	13	4.823	76.11
26	93		Ian KILPATRICK		Merlyn Mk20	59.974	12	8.084	71.97

Weather/Track: Sun/Dry

These results are provisional until the conclusion of any judicial and technical matters.

Brands Hatch
Circuit Length = 1.1990 miles.
Start: 11:34 End: 11:46

Clerk of the Course:		Timekeeper:
----------------------	--	-------------

HSCC Grandstand Historic Formula Ford

RACE 5 - QUALIFYING LAP ANALYSIS - Brands Hatch - 11 September 2011

4	Maxim BARTELL				Merlyn Mk20
1 -	X:00.000P	6 -	58.146	11 -	57.778
2 -	1:03.204	7 -	55.479	12 -	55.947
3 -	57.281	8 -	56.167	13 -	55.673
4 -	56.277	9 -	58.386	14 -	58.066
5 -	55.020	10 -	1:10.319		
5	Benn SIMMS				Alexis Mk14
1 -	X:00.000P	6 -	54.583	11 -	52.608
2 -	59.265	7 -	52.544	12 -	52.596
3 -	53.229	8 -	53.202	13 -	53.417
4 -	52.932	9 -	53.689	14 -	52.401
5 -	55.254	10 -	52.699	15 -	52.975
6	Stuart BAIRD				Merlyn Mk11A
1 -	X:00.000P	6 -	55.045	11 -	53.424
2 -	59.701	7 -	53.969	12 -	54.137
3 -	54.078	8 -	53.868	13 -	53.551
4 -	54.728	9 -	54.534	14 -	53.904
5 -	54.683	10 -	54.169	15 -	53.777
8	Andrew MANSELL				Merlyn Mk11A
1 -	X:00.000P	6 -	59.496	11 -	55.272
2 -	1:09.649	7 -	57.270	12 -	55.552
3 -	58.846	8 -	57.924	13 -	55.746
4 -	1:00.769	9 -	57.824		
5 -	58.733	10 -	55.873		
10	Andrew OLIVER				Alexis Mk15
1 -	X:00.000P	6 -	57.742	11 -	56.990
2 -	1:11.576	7 -	57.217	12 -	57.162
3 -	59.077	8 -	56.948	13 -	56.696
4 -	58.621	9 -	57.048		
5 -	58.199	10 -	57.485		
16	Simon TOYNE				Lola T200
1 -	X:00.000P	6 -	53.923	11 -	52.824
2 -	58.833	7 -	54.922	12 -	52.885
3 -	53.784	8 -	55.761	13 -	53.406
4 -	53.708	9 -	53.939	14 -	52.728
5 -	52.782	10 -	56.345		

Weather/Track: Sun/Dry

www.mstworld.com

Page 1 of 5

Brands Hatch
Circuit Length = 1.1990 miles.
Start: 11:34 End: 11:46

Printed - 11:49 Sunday, 11 September 2011

HSCC Grandstand Historic Formula Ford

RACE 5 - QUALIFYING LAP ANALYSIS - Brands Hatch - 11 September 2011

(contd.)

17	Brian MORRIS				Macon MR7
1 -	X:00.000P	6 -	55.890	11 -	54.843
2 -	1:03.789	7 -	58.795	12 -	55.476
3 -	56.774	8 -	58.697	13 -	54.284
4 -	56.491	9 -	55.322	14 -	54.322
5 -	55.013	10 -	56.809		
21	Benjamin MITCHELL				Merlyn Mk20
1 -	X:00.000P	6 -	52.849	11 -	53.601
2 -	58.130	7 -	52.109	12 -	2:46.050P
3 -	52.754	8 -	52.194	13 -	59.342
4 -	53.137	9 -	51.890		
5 -	53.999	10 -	53.139		
25	Philip WALKER				Crossle 16F
1 -	X:00.000P	6 -	59.202	11 -	57.248
2 -	1:11.378	7 -	58.468	12 -	57.186
3 -	1:02.101	8 -	57.981	13 -	57.578
4 -	1:01.290	9 -	58.998		
5 -	1:00.647	10 -	56.713		
27	Dick DIXON				Lotus 61
1 -	X:00.000P	6 -	56.036	11 -	56.416
2 -	1:06.046	7 -	55.613	12 -	57.028
3 -	58.166	8 -	55.861	13 -	1:03.653
4 -	56.716	9 -	56.529		
5 -	55.881	10 -	56.965		
32	Jamie BRASHAW				Merlyn Mk11A
1 -	X:00.000P	6 -	54.000	11 -	54.663
2 -	1:06.414	7 -	53.324	12 -	54.326
3 -	55.891	8 -	55.021	13 -	53.525
4 -	55.381	9 -	53.328	14 -	54.045
5 -	54.085	10 -	53.299		
35	Kevin GOATER				Macon MR8
1 -	X:00.000P	6 -	57.087	11 -	57.105
2 -	1:08.033	7 -	56.244	12 -	56.954
3 -	57.868	8 -	56.742	13 -	59.157
4 -	56.977	9 -	56.842		
5 -	57.020	10 -	57.103		

Weather/Track: Sun/Dry

www.mstworld.com

Page 2 of 5

Brands Hatch
Circuit Length = 1.1990 miles.
Start: 11:34 End: 11:46

Printed - 11:49 Sunday, 11 September 2011

HSCC Grandstand Historic Formula Ford

RACE 5 - QUALIFYING LAP ANALYSIS - Brands Hatch - 11 September 2011

(contd.)

38	Pertti KIIVERI									Kvantti Mk1
1 -	X:00.000P	6 -	55.646	11 -	54.563					
2 -	1:00.686	7 -	54.367	12 -	54.460					
3 -	55.655	8 -	55.937	13 -	53.858					
4 -	55.080	9 -	54.061	14 -	53.947					
5 -	54.647	10 -	53.651							
41	Martin ANSLOW									Merlyn Mk20A
1 -	X:00.000P	6 -	57.741	11 -	55.141					
2 -	1:06.775	7 -	57.860	12 -	58.246					
3 -	58.620	8 -	56.781	13 -	56.535					
4 -	59.889	9 -	57.500							
5 -	58.585	10 -	54.496							
47	Louis HANJOUL									Ford Eldon Mk8/10
1 -	X:00.000P	6 -	55.816	11 -	56.287					
2 -	1:11.313	7 -	56.141	12 -	55.845					
3 -	58.891	8 -	55.518							
4 -	59.119	9 -	54.872							
5 -	56.188	10 -	55.597							
57	David WILD									Lola T200
1 -	X:00.000P	6 -	53.380	11 -	53.770					
2 -	1:01.077	7 -	53.548	12 -	53.308					
3 -	53.714	8 -	53.359	13 -	52.952					
4 -	53.224	9 -	53.998	14 -	52.914					
5 -	52.940	10 -	55.071							
60	James BUCKTON									Elden Mk8
1 -	X:00.000P	6 -	54.343	11 -	54.059					
2 -	1:03.943	7 -	54.115	12 -	54.676					
3 -	55.265	8 -	53.970	13 -	53.696					
4 -	53.952	9 -	55.191	14 -	54.146					
5 -	53.906	10 -	55.574							
61	Harvey SYKES									Merlyn Mk17
1 -	X:00.000P	6 -	55.145							
2 -	1:03.208	7 -	56.569							
3 -	56.635	8 -	54.608							
4 -	55.223	9 -	55.083							
5 -	55.243	10 -	56.006							

Weather/Track: Sun/Dry

www.mstworld.com

Page 3 of 5

Brands Hatch
Circuit Length = 1.1990 miles.
Start: 11:34 End: 11:46

Printed - 11:49 Sunday, 11 September 2011

HSCC Grandstand Historic Formula Ford

RACE 5 - QUALIFYING LAP ANALYSIS - Brands Hatch - 11 September 2011

(contd.)

62	Ian ASHLEY									Lola T200
1 -	X:00.000P	6 -	56.268	11 -	53.340					
2 -	1:02.388	7 -	53.705	12 -	53.614					
3 -	55.365	8 -	53.513	13 -	53.421					
4 -	53.840	9 -	54.085	14 -	55.522					
5 -	53.789	10 -	53.671							
63	Matthew STURMER									Macon MR8
1 -	X:00.000P	6 -	56.446	11 -	54.525					
2 -	1:03.058	7 -	56.787	12 -	54.832					
3 -	56.577	8 -	57.021	13 -	53.686					
4 -	55.039	9 -	54.901	14 -	54.384					
5 -	55.368	10 -	55.632							
77	Chris SHARPLES									Palliser WDF1
1 -	X:00.000P	6 -	55.529	11 -	55.286					
2 -	1:06.950	7 -	55.806	12 -	55.900					
3 -	57.289	8 -	55.441	13 -	55.856					
4 -	56.587	9 -	55.368							
5 -	55.878	10 -	56.086							
78	Peter BELSEY									Elden Mk8
1 -	X:00.000P	6 -	58.289	11 -	57.065					
2 -	1:07.217	7 -	59.301	12 -	56.250					
3 -	58.977	8 -	57.886	13 -	56.108					
4 -	59.541	9 -	1:16.659							
5 -	57.738	10 -	56.928							
90	John SLACK									Lola T200
1 -	X:00.000P	6 -	59.470	11 -	56.577					
2 -	1:09.693	7 -	57.213	12 -	56.211					
3 -	59.409	8 -	57.513	13 -	57.558					
4 -	1:00.686	9 -	58.454							
5 -	57.478	10 -	56.390							
91	John CROWELL									Lola T200
1 -	X:00.000P	6 -	56.440	11 -	56.509					
2 -	1:09.581	7 -	56.014	12 -	56.334					
3 -	57.629	8 -	56.613	13 -	55.980					
4 -	56.484	9 -	56.161							
5 -	55.733	10 -	56.246							

Weather/Track: Sun/Dry

www.mstworld.com

Page 4 of 5

Brands Hatch
Circuit Length = 1.1990 miles.
Start: 11:34 End: 11:46

Printed - 11:49 Sunday, 11 September 2011

HSCC Grandstand Historic Formula Ford

RACE 5 - QUALIFYING LAP ANALYSIS - Brands Hatch - 11 September 2011

(contd.)

93	Ian KILPATRICK	Merlyn Mk20
1 - X:00.000P	6 - 1:01.752	11 - 1:00.150
2 - 1:13.028	7 - 1:01.539	12 - 1:00.484
3 - 1:07.203	8 - 1:03.571	
4 - 1:06.081	9 - 59.974	
5 - 1:05.516	10 - 1:00.473	
94	Koichi WATANUKI	Merlyn Mk11A
1 - X:00.000P	6 - 56.319	11 - 59.319
2 - 1:06.169	7 - 57.500	12 - 1:01.542
3 - 56.960	8 - 59.124	13 - 1:00.818
4 - 55.924	9 - 57.634	
5 - 56.170	10 - 58.717	

Weather/Track: Sun/Dry

www.mstworld.com

Page 5 of 5


Brands Hatch
Circuit Length = 1.1990 miles.
Start: 11:34 End: 11:46

Printed - 11:49 Sunday, 11 September 2011

HSCC Grandstand Historic Formula Ford

RACE 5 - AMENDED GRID - Brands Hatch - 11 September 2011

ROW 14	40 LAVENDER	
ROW 13	25 WALKER	93 KILPATRICK
ROW 12	35 GOATER	10 OLIVER
ROW 11	78 BELSEY	90 SLACK
ROW 10	91 CROWELL	94 WATANUKI
ROW 9	77 SHARPLES	27 DIXON
ROW 8	4 BARTELL	8 MANSELL
ROW 7	61 SYKES	47 HANJOUL
ROW 6	17 MORRIS	41 ANSLOW
ROW 5	63 STURMER	60 BUCKTON
ROW 4	6 BAIRD	38 KIIVERI
ROW 3	32 BRASHAW	62 ASHLEY
ROW 2	16 TOYNE	57 WILD
ROW 1	21 MITCHELL	5 SIMMS
	POLE	



Car 40 allowed to start at back of grid.

Weather/Track: Sun/Dry

These results are provisional until the conclusion of any judicial and technical matters.

Brands Hatch

Circuit Length = 1.1990 miles.

Start: 11:34 End: 11:46

Clerk of the Course:

Timekeeper:

HSCC Grandstand Historic Formula Ford

RACE 5 - CLASSIFICATION - Brands Hatch - 11 September 2011

POS	NO	CL	DRIVER	NAT	CAR	TIME	LAPS	GAP	MPH	BEST
1	5		Benn SIMMS		Alexis Mk14	15:05.930	17		81.07	52.263
2	57		David WILD		Lola T200	15:13.039	17	7.109	80.43	52.763
3	16		Simon TOYNE		Lola T200	15:14.952	17	9.022	80.27	52.857
4	62		Ian ASHLEY		Lola T200	15:18.375	17	12.445	79.97	53.068
5	38		Pertti KIIVERI		Kvantti Mk1	15:26.636	17	20.706	79.25	53.394
6	17		Brian MORRIS		Macon MR7	15:38.732	17	32.802	78.23	54.149
7	63		Matthew STURMER		Macon MR8	15:39.616	17	33.686	78.16	53.751
8	41		Martin ANSLOW		Merlyn Mk20A	15:39.938	17	34.008	78.13	53.635
9	40		Peter LAVENDER		Merlyn Mk11A/17	15:52.736	17	46.806	77.08	54.246
10	77		Chris SHARPLES		Palliser WDF1	15:53.118	17	47.188	77.05	54.211
11	8		Andrew MANSELL		Merlyn Mk11A	15:53.411	17	47.481	77.03	54.384
12	78		Peter BELSEY		Elden Mk8	15:53.982	17	48.052	76.98	54.374
13	61		Harvey SYKES		Merlyn Mk17	15:56.290	17	50.360	76.80	55.042
14	27		Dick DIXON		Lotus 61	15:06.034	16	1 LAP	76.29	54.763
15	47		Louis HANJOUL		Ford Eldon Mk8/10	15:06.035	16	1 LAP	76.29	55.191
16	91	N	John CROWELL		Lola T200	15:07.208	16	1 LAP	76.19	55.034
17	4		Maxim BARTELL		Merlyn Mk20	15:08.448	16	1 LAP	76.09	55.162
18	90	N	John SLACK		Lola T200	15:17.509	16	1 LAP	75.34	54.770
19	35		Kevin GOATER		Macon MR8	15:17.891	16	1 LAP	75.31	55.743
20	10		Andrew OLIVER		Alexis Mk15	15:18.397	16	1 LAP	75.26	55.599
21	25		Philip WALKER		Crossle 16F	15:33.699	16	1 LAP	74.03	56.531
22	94	N	Koichi WATANUKI		Merlyn Mk11A	15:35.145	16	1 LAP	73.92	56.879
23	93		Ian KILPATRICK		Merlyn Mk20	15:14.646	15	2 LAPS	70.85	58.203

NOT CLASSIFIED

6		Stuart BAIRD		Merlyn Mk11A	11:44.081	13	D.N.F.	79.78	52.755
21		Benjamin MITCHELL		Merlyn Mk20	7:10.056	8	D.N.F.	80.44	52.350
60		James BUCKTON		Elden Mk8	3:46.430	4	D.N.F.	76.53	53.717

FASTEST LAP

5		Benn SIMMS		Alexis Mk14	52.263	7	82.59mph	132.91kph
90	N	John SLACK		Lola T200	54.770	9	78.81mph	126.83kph

Weather/Track: Sun/Dry

These results are provisional until the conclusion of any judicial and technical matters.

Brands Hatch
Circuit Length = 1.1990 miles.
Start: 16:17 End: 16:33

Clerk of the Course:

Timekeeper:

HSCC Grandstand Historic Formula Ford

RACE 5 - LAP ANALYSIS - Brands Hatch - 11 September 2011

4	Maxim BARTELL	Merlyn Mk20					
1 -	1:08.516	6 -	55.845	11 -	56.404	16 -	56.155
2 -	56.442	7 -	55.855	12 -	55.681		
3 -	56.722	8 -	55.684	13 -	55.284		
4 -	56.289	9 -	55.789	14 -	56.695		
5 -	55.986	10 -	55.162	15 -	55.939		
5	Benn SIMMS	Alexis Mk14					
1 -	59.065	6 -	52.536	11 -	52.767	16 -	53.026
2 -	53.329	7 -	52.263	12 -	52.606	17 -	53.840
3 -	52.966	8 -	52.814	13 -	53.189		
4 -	53.039	9 -	52.907	14 -	53.564		
5 -	52.704	10 -	52.604	15 -	52.711		
6	Stuart BAIRD	Merlyn Mk11A					
1 -	1:01.402	6 -	53.763	11 -	53.174		
2 -	53.742	7 -	53.215	12 -	53.237		
3 -	53.859	8 -	53.394	13 -	54.322		
4 -	53.654	9 -	53.455				
5 -	54.109	10 -	52.755				
8	Andrew MANSELL	Merlyn Mk11A					
1 -	1:06.324	6 -	56.221	11 -	54.992	16 -	54.451
2 -	55.984	7 -	55.192	12 -	55.566	17 -	54.384
3 -	55.767	8 -	54.982	13 -	55.314		
4 -	56.949	9 -	54.977	14 -	56.161		
5 -	55.859	10 -	55.143	15 -	55.145		
10	Andrew OLIVER	Alexis Mk15					
1 -	1:10.229	6 -	56.421	11 -	56.123	16 -	55.599
2 -	57.320	7 -	56.830	12 -	57.634		
3 -	56.689	8 -	56.709	13 -	57.063		
4 -	56.708	9 -	56.106	14 -	56.837		
5 -	55.766	10 -	56.428	15 -	55.935		
16	Simon TOYNE	Lola T200					
1 -	1:00.923	6 -	53.275	11 -	53.259	16 -	53.692
2 -	53.653	7 -	53.893	12 -	52.857	17 -	52.940
3 -	53.184	8 -	53.435	13 -	54.513		
4 -	53.477	9 -	53.296	14 -	53.131		
5 -	53.377	10 -	53.055	15 -	52.992		

Weather/Track: Sun/Dry

www.mstworld.com

Page 1 of 5

Brands Hatch
Circuit Length = 1.1990 miles.
Start: 16:17 End: 16:33

Printed - 16:37 Sunday, 11 September 2011

HSCC Grandstand Historic Formula Ford
RACE 5 - LAP ANALYSIS - Brands Hatch - 11 September 2011
 (contd.)

17	Brian MORRIS					Macon MR7	
1 -	1:03.028	6 -	54.918	11 -	54.381	16 -	54.352
2 -	54.556	7 -	54.688	12 -	54.423	17 -	54.149
3 -	54.393	8 -	54.463	13 -	54.845		
4 -	54.395	9 -	54.204	14 -	57.814		
5 -	55.476	10 -	54.180	15 -	54.467		
21	Benjamin MITCHELL					Merlyn Mk20	
1 -	59.128	6 -	52.350				
2 -	53.101	7 -	52.412				
3 -	52.941	8 -	54.378				
4 -	53.167						
5 -	52.579						
25	Philip WALKER					Crossle 16F	
1 -	1:10.928	6 -	57.330	11 -	57.776	16 -	57.312
2 -	58.539	7 -	57.437	12 -	58.033		
3 -	56.660	8 -	56.531	13 -	58.831		
4 -	57.555	9 -	57.068	14 -	57.598		
5 -	57.071	10 -	57.439	15 -	57.591		
27	Dick DIXON					Lotus 61	
1 -	1:07.160	6 -	55.890	11 -	55.728	16 -	56.307
2 -	55.963	7 -	55.803	12 -	54.763		
3 -	56.684	8 -	55.838	13 -	56.436		
4 -	56.458	9 -	55.408	14 -	55.269		
5 -	56.275	10 -	56.246	15 -	55.806		
35	Kevin GOATER					Macon MR8	
1 -	1:10.552	6 -	55.863	11 -	55.743	16 -	55.839
2 -	57.731	7 -	56.476	12 -	57.155		
3 -	56.407	8 -	56.606	13 -	57.524		
4 -	57.312	9 -	56.280	14 -	56.100		
5 -	56.011	10 -	56.074	15 -	56.218		
38	Pertti KIIVERI					Kvantti Mk1	
1 -	1:02.409	6 -	53.598	11 -	53.936	16 -	53.570
2 -	54.515	7 -	53.394	12 -	54.270	17 -	53.914
3 -	53.853	8 -	54.527	13 -	54.035		
4 -	53.783	9 -	54.244	14 -	54.284		
5 -	53.923	10 -	54.165	15 -	54.216		

Weather/Track: Sun/Dry

www.mstworld.com

Page 2 of 5

Brands Hatch
 Circuit Length = 1.1990 miles.
 Start: 16:17 End: 16:33

Printed - 16:37 Sunday, 11 September 2011

HSCC Grandstand Historic Formula Ford
RACE 5 - LAP ANALYSIS - Brands Hatch - 11 September 2011
 (contd.)

40	Peter LAVENDER	Merlyn Mk11A/17					
1 -	1:10.609	6 -	55.245	11 -	54.509	16 -	54.769
2 -	57.094	7 -	54.682	12 -	54.246	17 -	54.341
3 -	55.792	8 -	55.747	13 -	55.496		
4 -	55.702	9 -	55.002	14 -	54.520		
5 -	55.644	10 -	54.974	15 -	54.364		
41	Martin ANSLOW	Merlyn Mk20A					
1 -	1:04.460	6 -	55.040	11 -	54.733	16 -	53.979
2 -	55.485	7 -	54.494	12 -	54.113	17 -	53.635
3 -	54.887	8 -	54.640	13 -	55.256		
4 -	54.534	9 -	54.149	14 -	55.582		
5 -	54.538	10 -	55.418	15 -	54.995		
47	Louis HANJOUL	Ford Eldon Mk8/10					
1 -	1:06.941	6 -	56.432	11 -	55.191	16 -	55.996
2 -	56.078	7 -	55.641	12 -	55.638		
3 -	55.408	8 -	55.799	13 -	56.156		
4 -	57.286	9 -	55.742	14 -	55.497		
5 -	55.630	10 -	56.353	15 -	56.247		
57	David WILD	Lola T200					
1 -	1:00.164	6 -	53.196	11 -	53.022	16 -	53.266
2 -	53.632	7 -	53.379	12 -	52.763	17 -	53.923
3 -	53.876	8 -	53.246	13 -	53.082		
4 -	53.914	9 -	53.192	14 -	53.067		
5 -	53.255	10 -	52.900	15 -	53.162		
60	James BUCKTON	Elden Mk8					
1 -	1:04.068						
2 -	54.400						
3 -	53.717						
4 -	54.245						
61	Harvey SYKES	Merlyn Mk17					
1 -	1:04.804	6 -	56.101	11 -	55.256	16 -	55.078
2 -	55.741	7 -	56.101	12 -	56.848	17 -	55.042
3 -	55.703	8 -	55.975	13 -	56.531		
4 -	55.680	9 -	55.467	14 -	55.739		
5 -	55.709	10 -	55.335	15 -	55.180		

Weather/Track: Sun/Dry

www.mstworld.com

Page 3 of 5

Brands Hatch
 Circuit Length = 1.1990 miles.
 Start: 16:17 End: 16:33

Printed - 16:37 Sunday, 11 September 2011

HSCC Grandstand Historic Formula Ford
RACE 5 - LAP ANALYSIS - Brands Hatch - 11 September 2011
 (contd.)

62	Ian ASHLEY	Lola T200					
1 -	1:01.177	6 -	53.497	11 -	53.154	16 -	53.577
2 -	54.549	7 -	53.297	12 -	53.068	17 -	54.695
3 -	53.571	8 -	53.282	13 -	53.895		
4 -	53.491	9 -	53.389	14 -	53.417		
5 -	53.822	10 -	53.156	15 -	53.338		
63	Matthew STURMER	Macon MR8					
1 -	1:03.951	6 -	54.967	11 -	54.735	16 -	54.148
2 -	55.415	7 -	54.590	12 -	54.613	17 -	53.751
3 -	54.832	8 -	54.449	13 -	56.031		
4 -	54.717	9 -	54.580	14 -	54.772		
5 -	54.829	10 -	54.947	15 -	54.289		
77	Chris SHARPLES	Palliser WDF1					
1 -	1:05.664	6 -	54.211	11 -	55.211	16 -	55.422
2 -	55.432	7 -	55.371	12 -	55.292	17 -	54.322
3 -	54.405	8 -	54.362	13 -	54.597		
4 -	54.637	9 -	54.876	14 -	1:03.904		
5 -	54.844	10 -	54.649	15 -	55.919		
78	Peter BELSEY	Elden Mk8					
1 -	1:09.274	6 -	54.563	11 -	54.820	16 -	54.571
2 -	56.494	7 -	55.838	12 -	54.614	17 -	54.426
3 -	56.449	8 -	55.995	13 -	54.633		
4 -	56.401	9 -	55.455	14 -	55.012		
5 -	55.420	10 -	55.643	15 -	54.374		
90	John SLACK	Lola T200					
1 -	1:08.858	6 -	1:03.058	11 -	55.668	16 -	56.415
2 -	56.577	7 -	56.157	12 -	55.972		
3 -	56.489	8 -	56.058	13 -	56.264		
4 -	56.525	9 -	54.770	14 -	56.062		
5 -	56.182	10 -	56.027	15 -	56.427		
91	John CROWELL	Lola T200					
1 -	1:07.751	6 -	55.603	11 -	55.956	16 -	56.748
2 -	58.542	7 -	55.034	12 -	55.485		
3 -	56.233	8 -	55.055	13 -	55.757		
4 -	56.270	9 -	55.361	14 -	55.793		
5 -	56.616	10 -	55.224	15 -	55.780		

Weather/Track: Sun/Dry

www.mstworld.com

Page 4 of 5

Brands Hatch
 Circuit Length = 1.1990 miles.
 Start: 16:17 End: 16:33

Printed - 16:37 Sunday, 11 September 2011

HSCC Grandstand Historic Formula Ford
RACE 5 - LAP ANALYSIS - Brands Hatch - 11 September 2011
 (contd.)

93	Ian KILPATRICK	Merlyn Mk20					
1 -	1:12.596	6 -	1:00.213	11 -	1:00.221		
2 -	1:00.841	7 -	1:01.341	12 -	1:01.154		
3 -	1:00.879	8 -	1:00.882	13 -	59.007		
4 -	59.257	9 -	1:00.310	14 -	58.203		
5 -	1:00.028	10 -	1:00.678	15 -	59.036		
94	Koichi WATANUKI	Merlyn Mk11A					
1 -	1:10.024	6 -	56.880	11 -	57.456	16 -	57.261
2 -	58.848	7 -	57.657	12 -	59.039		
3 -	57.989	8 -	56.879	13 -	58.345		
4 -	57.349	9 -	56.969	14 -	58.070		
5 -	57.352	10 -	57.829	15 -	57.198		

HSCC Grandstand Historic Formula Ford
RACE 5 - LAP CHART - Brands Hatch - 11 September 2011

Lap 1			Lap 2			Lap 3			Lap 4			Lap 5		
No	Behind	Laptime	No	Behind	Laptime	No	Behind	Laptime	No	Behind	Laptime	No	Behind	Laptime
5		59.065	21		53.101	21		52.941	21		53.167	21		52.579
21	0.063	59.128	5	0.165	53.329	5	0.190	52.966	5	0.062	53.039	5	0.187	52.704
57	1.099	1:00.164	57	1.567	53.632	57	2.502	53.876	16	2.900	53.477	16	3.698	53.377
16	1.858	1:00.923	16	2.347	53.653	16	2.590	53.184	57	3.249	53.914	57	3.925	53.255
62	2.112	1:01.177	6	2.915	53.742	6	3.833	53.859	6	4.320	53.654	62	5.694	53.822
6	2.337	1:01.402	62	3.497	54.549	62	4.127	53.571	62	4.451	53.491	6	5.850	54.109
38	3.344	1:02.409	38	4.695	54.515	38	5.607	53.853	38	6.223	53.783	38	7.567	53.923
17	3.963	1:03.028	17	5.355	54.556	17	6.807	54.393	17	8.035	54.395	17	10.932	55.476
63	4.886	1:03.951	60	6.239	54.400	60	7.015	53.717	60	8.093	54.245	63	12.828	54.829
60	5.003	1:04.068	63	7.137	55.415	63	9.028	54.832	63	10.578	54.717	41	12.988	54.538
41	5.395	1:04.460	41	7.716	55.485	41	9.662	54.887	41	11.029	54.534	77	14.066	54.844
61	5.739	1:04.804	61	8.316	55.741	77	10.331	54.405	77	11.801	54.637	61	16.721	55.709
77	6.599	1:05.664	77	8.867	55.432	61	11.078	55.703	61	13.591	55.680	8	19.967	55.859
8	7.259	1:06.324	8	10.079	55.984	8	12.905	55.767	8	16.687	56.949	47	20.427	55.630
47	7.876	1:06.941	47	10.790	56.078	47	13.257	55.408	47	17.376	57.286	27	21.624	56.275
27	8.095	1:07.160	27	10.894	55.963	27	14.637	56.684	27	17.928	56.458	4	23.039	55.986
91	8.686	1:07.751	4	12.729	56.442	4	16.510	56.722	4	19.632	56.289	78	23.122	55.420
4	9.451	1:08.516	90	13.206	56.577	90	16.754	56.489	90	20.112	56.525	90	23.715	56.182
90	9.793	1:08.858	78	13.539	56.494	78	17.047	56.449	78	20.281	56.401	40	23.925	55.644
78	10.209	1:09.274	91	14.064	58.542	91	17.356	56.233	91	20.459	56.270	91	24.496	56.616
94	10.959	1:10.024	10	15.320	57.320	40	18.325	55.792	40	20.860	55.702	10	25.796	55.766
10	11.164	1:10.229	40	15.474	57.094	10	19.068	56.689	10	22.609	56.708	35	27.097	56.011
35	11.487	1:10.552	35	16.054	57.731	35	19.520	56.407	35	23.665	57.312	25	29.837	57.071
40	11.544	1:10.609	94	16.643	58.848	25	20.957	56.660	25	25.345	57.555	94	30.646	57.352
25	11.863	1:10.928	25	17.238	58.539	94	21.691	57.989	94	25.873	57.349	93	42.685	1:00.028
93	13.531	1:12.596	93	21.208	1:00.841	93	29.146	1:00.879	93	35.236	59.257			

Weather/Track: Sun/Dry

www.mstworld.com

Page 1 of 4

Brands Hatch
 Circuit Length = 1.1990 miles.
 Start: 16:17 End: 16:33

Printed - 16:37 Sunday, 11 September 2011

HSCC Grandstand Historic Formula Ford
RACE 5 - LAP CHART - Brands Hatch - 11 September 2011
 (contd.)

Lap 6			Lap 7			Lap 8			Lap 9			Lap 10		
No	Behind	Laptime	No	Behind	Laptime	No	Behind	Laptime	No	Behind	Laptime	No	Behind	Laptime
21		52.350	21		52.412	5		52.814	5		52.907	5		52.604
5	0.373	52.536	5	0.224	52.263	21	1.340	54.378	57	6.231	53.192	57	6.527	52.900
16	4.623	53.275	57	5.738	53.379	57	5.946	53.246	16	6.890	53.296	16	7.341	53.055
57	4.771	53.196	16	6.104	53.893	93	1 LAP	1:01.341	62	8.452	53.389	62	9.004	53.156
62	6.841	53.497	62	7.726	53.297	16	6.501	53.435	6	8.970	53.455	6	9.121	52.755
6	7.263	53.763	6	8.066	53.215	62	7.970	53.282	38	12.623	54.244	38	14.184	54.165
38	8.815	53.598	38	9.797	53.394	6	8.422	53.394	93	1 LAP	1:00.882	17	20.074	54.180
17	13.500	54.918	17	15.776	54.688	38	11.286	54.527	17	18.498	54.204	93	1 LAP	1:00.310
63	15.445	54.967	63	17.623	54.590	17	17.201	54.463	41	20.604	54.149	63	23.050	54.947
41	15.678	55.040	41	17.760	54.494	63	19.034	54.449	63	20.707	54.580	41	23.418	55.418
77	15.927	54.211	77	18.886	55.371	41	19.362	54.640	77	22.179	54.876	77	24.224	54.649
61	20.472	56.101	61	24.161	56.101	77	20.210	54.362	61	29.658	55.467	61	32.389	55.335
8	23.838	56.221	8	26.618	55.192	61	27.098	55.975	8	30.632	54.977	8	33.171	55.143
47	24.509	56.432	47	27.738	55.641	8	28.562	54.982	47	33.334	55.742	40	36.264	54.974
27	25.164	55.890	27	28.555	55.803	47	30.499	55.799	27	33.856	55.408	47	37.083	56.353
78	25.335	54.563	78	28.761	55.838	27	31.355	55.838	40	33.894	55.002	78	37.305	55.643
4	26.534	55.845	40	29.090	54.682	78	31.718	55.995	78	34.266	55.455	91	37.462	55.224
40	26.820	55.245	4	29.977	55.855	40	31.799	55.747	91	34.842	55.361	27	37.498	56.246
91	27.749	55.603	91	30.371	55.034	91	32.388	55.055	4	35.505	55.789	4	38.063	55.162
10	29.867	56.421	10	34.285	56.830	4	32.623	55.684	10	41.155	56.106	10	44.979	56.428
35	30.610	55.863	35	34.674	56.476	10	37.956	56.709	35	41.615	56.280	35	45.085	56.074
90	34.423	1:03.058	90	38.168	56.157	35	38.242	56.606	90	43.051	54.770	90	46.474	56.027
25	34.817	57.330	25	39.842	57.437	90	41.188	56.058	25	47.496	57.068	25	52.331	57.439
94	35.176	56.880	94	40.421	57.657	25	43.335	56.531	94	48.324	56.969			
93	50.548	1:00.213				94	44.262	56.879						

Weather/Track: Sun/Dry

Brands Hatch
 Circuit Length = 1.1990 miles.
 Start: 16:17 End: 16:33

HSCC Grandstand Historic Formula Ford
RACE 5 - LAP CHART - Brands Hatch - 11 September 2011
 (contd.)

Lap 11			Lap 12			Lap 13			Lap 14			Lap 15		
No	Behind	Laptime	No	Behind	Laptime	No	Behind	Laptime	No	Behind	Laptime	No	Behind	Laptime
5		52.767	5		52.606	5		53.189	5		53.564	5		52.711
94	1 LAP	57.829	25	1 LAP	57.776	10	1 LAP	57.634	90	1 LAP	56.264	90	1 LAP	56.062
57	6.782	53.022	94	1 LAP	57.456	57	6.832	53.082	35	1 LAP	57.524	35	1 LAP	56.100
16	7.833	53.259	57	6.939	52.763	16	9.408	54.513	10	1 LAP	57.063	57	6.786	53.162
62	9.391	53.154	16	8.084	52.857	25	1 LAP	58.033	57	6.335	53.067	10	1 LAP	56.837
6	9.528	53.174	62	9.853	53.068	62	10.559	53.895	16	8.975	53.131	16	9.256	52.992
38	15.353	53.936	6	10.159	53.237	6	11.292	54.322	62	10.412	53.417	62	11.039	53.338
17	21.688	54.381	38	17.017	54.270	94	1 LAP	59.039	25	1 LAP	58.831	25	1 LAP	57.598
63	25.018	54.735	17	23.505	54.423	38	17.863	54.035	94	1 LAP	58.345	38	20.088	54.216
41	25.384	54.733	41	26.891	54.113	17	25.161	54.845	38	18.583	54.284	94	1 LAP	58.070
77	26.668	55.211	63	27.025	54.613	41	28.958	55.256	17	29.411	57.814	17	31.167	54.467
93	1 LAP	1:00.678	77	29.354	55.292	63	29.867	56.031	41	30.976	55.582	63	32.653	54.289
61	34.878	55.256	93	1 LAP	1:00.221	77	30.762	54.597	63	31.075	54.772	41	33.260	54.995
8	35.396	54.992	8	38.356	55.566	8	40.481	55.314	77	41.102	1:03.904	77	44.310	55.919
40	38.006	54.509	61	39.120	56.848	40	41.953	55.496	40	42.909	54.520	40	44.562	54.364
78	39.358	54.820	40	39.646	54.246	61	42.462	56.531	8	43.078	56.161	8	45.512	55.145
47	39.507	55.191	78	41.366	54.614	78	42.810	54.633	78	44.258	55.012	78	45.921	54.374
27	40.459	55.728	47	42.539	55.638	47	45.506	56.156	61	44.637	55.739	61	47.106	55.180
91	40.651	55.956	27	42.616	54.763	93	1 LAP	1:01.154	47	47.439	55.497	27	50.663	55.806
4	41.700	56.404	91	43.530	55.485	27	45.863	56.436	27	47.568	55.269	47	50.975	56.247
35	48.061	55.743	4	44.775	55.681	91	46.098	55.757	91	48.327	55.793	91	51.396	55.780
10	48.335	56.123	35	52.610	57.155	4	46.870	55.284	4	50.001	56.695			
90	49.375	55.668	90	52.741	55.972				93	1 LAP	59.007			

Weather/Track: Sun/Dry

www.mstworld.com

Page 3 of 4

Brands Hatch
 Circuit Length = 1.1990 miles.
 Start: 16:17 End: 16:33

Printed - 16:37 Sunday, 11 September 2011

HSCC Grandstand Historic Formula Ford
RACE 5 - LAP CHART - Brands Hatch - 11 September 2011
 (contd.)

Lap 16			Lap 17			Lap 18			Lap 19			Lap 20		
No	Behind	Laptime	No	Behind	Laptime	No	Behind	Laptime	No	Behind	Laptime	No	Behind	Laptime
5		53.026	5		53.840									
4	1 LAP	55.939	27	1 LAP	56.307									
93	2 LAPS	58.203	47	1 LAP	55.996									
57	7.026	53.266	91	1 LAP	56.748									
90	1 LAP	56.427	4	1 LAP	56.155									
16	9.922	53.692	57	7.109	53.923									
35	1 LAP	56.218	93	2 LAPS	59.036									
10	1 LAP	55.935	16	9.022	52.940									
62	11.590	53.577	90	1 LAP	56.415									
38	20.632	53.570	35	1 LAP	55.839									
25	1 LAP	57.591	62	12.445	54.695									
94	1 LAP	57.198	10	1 LAP	55.599									
17	32.493	54.352	38	20.706	53.914									
63	33.775	54.148	25	1 LAP	57.312									
41	34.213	53.979	94	1 LAP	57.261									
40	46.305	54.769	17	32.802	54.149									
77	46.706	55.422	63	33.686	53.751									
8	46.937	54.451	41	34.008	53.635									
78	47.466	54.571	40	46.806	54.341									
61	49.158	55.078	77	47.188	54.322									
			8	47.481	54.384									
			78	48.052	54.426									
			61	50.360	55.042									

Weather/Track: Sun/Dry

www.mstworld.com

Brands Hatch
 Circuit Length = 1.1990 miles.
 Start: 16:17 End: 16:33

HSCC 70s Road Sports

RACE 6 - QUALIFYING - Brands Hatch - 11 September 2011

POS	NO	CL	DRIVER	NAT	CAR	TIME	LAPS	GAP	MPH
1	5	F	Ian JACOBS		Mercedes 450SL	56.565	14		76.30
2	64	A	Paul ANDERSON		Porsche 928	56.737	13	0.172	76.07
3	24	B	Charles BARTER		Datsun 240Z	57.066	14	0.501	75.63
4	1	B	Peter SHAW		TVR Tuscan	57.103	8	0.538	75.59
5	9	B	Julian BARTER		TVR 3000M	57.133	13	0.568	75.55
6	28	B	John HALL		Datsun 260Z	1:00.396	12	3.831	71.46
7	14	B	Jai SHARMA		Ferrari 308GTB	1:00.437	13	3.872	71.42
8	77	D2	John THOMASON		Triumph GT6 MkIII	1:00.717	13	4.152	71.09
9	26	B	Paul STAFFORD		Datsun 240Z	1:00.763	12	4.198	71.03
10	18	A	Richard ARMSTRONG		Porsche 928	1:00.897	12	4.332	70.88
11	82	D1	Alex CHILDS		Alfa Romeo 1600GT Junior	1:01.150	13	4.585	70.58
12	92	D2	Brian JARVIS		Porsche 924	1:01.517	5	4.952	70.16
13	58	D2	Robert BARTER		Jensen Healey	1:01.809	7	5.244	69.83
14	31	B	Mark BENNETT		Renault Alpine A310	1:01.864	12	5.299	69.77
15	12	B	Ashley ST JOHN-HART		Triumph Stag	1:02.569	12	6.004	68.98
16	59	E	Ralph HARWOOD-PENN		MG Midget	1:03.171	12	6.606	68.32
17	45	A	Graham BURGESS		Maserati Bora	1:04.430	11	7.865	66.99
18	4	D2	Ken RORRISON		Alfa Romeo 2000 GTV	1:04.570	12	8.005	66.84
19	46	F	Johan DENEKAMP		Lancia Monte Carlo	1:04.606	12	8.041	66.81
20	69	F	Peter HEAD		MG B	1:05.088	11	8.523	66.31
21	76	D2	David ERWIN		Alfa Romeo 2000 GTV	1:05.350	12	8.785	66.05
22	32	E	Nic STRONG		Fiat 128	1:07.601	11	11.036	63.85
23	11	E	Charles ARAM		Lancia Fulvia Sports	1:08.720	11	12.155	62.81

Car 46 transponders not working. Car 4 transponder intermittent - re-position?

Weather/Track: Sun/Dry

These results are provisional until the conclusion of any judicial and technical matters.

Brands Hatch

Circuit Length = 1.1990 miles.

Start: 11:54 End: 12:06

Clerk of the Course:

Timekeeper:

HSCC 70s Road Sports

RACE 6 - QUALIFYING LAP ANALYSIS - Brands Hatch - 11 September 2011

1	Peter SHAW	TVR Tuscan
1 - X:00.000P	6 - 57.295	
2 - 1:05.537	7 - 58.090	
3 - 57.103	8 - 3:33.726P	
4 - 59.031		
5 - 57.236		
4	Ken RORRISON	Alfa Romeo 2000 GTV
1 - X:00.000P	6 - 1:07.084	11 - 1:05.579
2 - 1:20.024	7 - 1:05.050	12 - 1:06.481
3 - 1:09.700	8 - 1:04.866	
4 - 1:07.204	9 - 1:04.570	
5 - 1:06.072	10 - 1:05.193	
5	Ian JACOBS	Mercedes 450SL
1 - X:00.000P	6 - 57.185	11 - 57.852
2 - 1:07.181	7 - 59.324	12 - 56.652
3 - 58.168	8 - 57.180	13 - 57.112
4 - 57.351	9 - 56.965	14 - 56.631
5 - 58.165	10 - 56.565	
9	Julian BARTER	TVR 3000M
1 - X:00.000P	6 - 57.568	11 - 58.416
2 - 1:10.276	7 - 57.265	12 - 59.689
3 - 59.516	8 - 57.133	13 - 58.509
4 - 58.018	9 - 57.736	
5 - 58.640	10 - 58.206	
11	Charles ARAM	Lancia Fulvia Sports
1 - X:00.000P	6 - 1:11.864	11 - 1:08.720
2 - 1:19.224	7 - 1:09.455	
3 - 1:10.838	8 - 1:10.017	
4 - 1:10.596	9 - 1:09.629	
5 - 1:11.080	10 - 1:08.777	
12	Ashley ST JOHN-HART	Triumph Stag
1 - X:00.000P	6 - 1:02.569	11 - 1:04.205
2 - 1:13.482	7 - 1:03.560	12 - 1:04.188
3 - 1:07.269	8 - 1:03.337	
4 - 1:04.204	9 - 1:03.587	
5 - 1:02.924	10 - 1:02.997	

Car 46 transponders not working. Car 4 transponder intermittent - re-position?
Weather/Track: Sun/Dry

Brands Hatch
Circuit Length = 1.1990 miles.
Start: 11:54 End: 12:06

HSCC 70s Road Sports

RACE 6 - QUALIFYING LAP ANALYSIS - Brands Hatch - 11 September 2011

(contd.)

14	Jai SHARMA	Ferrari 308GTB
1 - X:00.000P	6 - 1:01.436	11 - 1:01.327
2 - 1:11.931	7 - 1:03.643	12 - 1:01.215
3 - 1:03.825	8 - 1:02.940	13 - 1:00.437
4 - 1:01.654	9 - 1:04.127	
5 - 1:02.521	10 - 1:02.533	
18	Richard ARMSTRONG	Porsche 928
1 - X:00.000P	6 - 1:01.680	11 - 1:02.421
2 - 1:10.908	7 - 1:01.470	12 - 1:01.737
3 - 1:02.130	8 - 1:01.849	
4 - 1:00.897	9 - 1:01.108	
5 - 1:01.614	10 - 1:04.821	
24	Charles BARTER	Datsun 240Z
1 - X:00.000P	6 - 57.066	11 - 59.135
2 - 1:05.531	7 - 57.670	12 - 57.627
3 - 57.157	8 - 57.372	13 - 57.686
4 - 58.231	9 - 57.388	14 - 57.516
5 - 58.874	10 - 59.094	
26	Paul STAFFORD	Datsun 240Z
1 - X:00.000P	6 - 1:01.420	11 - 1:08.849
2 - 1:13.872	7 - 1:00.763	12 - 1:10.610
3 - 1:05.701	8 - 1:01.570	
4 - 1:01.240	9 - 1:05.518	
5 - 1:00.785	10 - 1:01.711	
28	John HALL	Datsun 260Z
1 - X:00.000P	6 - 1:00.396	11 - 1:05.018
2 - 1:10.003	7 - 1:01.480	12 - 1:01.177
3 - 1:04.282	8 - 1:01.576	
4 - 1:01.309	9 - 1:01.105	
5 - 1:01.786	10 - 1:01.805	
31	Mark BENNETT	Renault Alpine A310
1 - X:00.000P	6 - 1:02.838	11 - 1:04.756
2 - 1:13.139	7 - 1:02.246	12 - 1:03.472
3 - 1:05.038	8 - 1:02.305	
4 - 1:01.864	9 - 1:02.295	
5 - 1:02.149	10 - 1:02.772	

Car 46 transponders not working. Car 4 transponder intermittent - re-position?
Weather/Track: Sun/Dry

Brands Hatch
Circuit Length = 1.1990 miles.
Start: 11:54 End: 12:06

HSCC 70s Road Sports

RACE 6 - QUALIFYING LAP ANALYSIS - Brands Hatch - 11 September 2011

(contd.)

32	Nic STRONG	Fiat 128
1 - X:00.000P	6 - 1:12.017	11 - 1:07.601
2 - 1:20.837	7 - 1:10.476	
3 - 1:16.406	8 - 1:11.241	
4 - 1:11.092	9 - 1:08.634	
5 - 1:12.845	10 - 1:08.350	
45	Graham BURGESS	Maserati Bora
1 - X:00.000P	6 - 1:06.979	11 - 1:04.880
2 - 1:15.035	7 - 1:05.499	
3 - 1:09.704	8 - 1:04.430	
4 - 1:08.088	9 - 1:05.278	
5 - 1:11.860	10 - 1:04.635	
46	Johan DENEKAMP	Lancia Monte Carlo
1 - X:00.000P	6 - 1:06.956	11 - 1:04.606
2 - 1:17.679	7 - 1:05.880	12 - 1:04.833
3 - 1:06.852	8 - 1:05.596	
4 - 1:06.565	9 - 1:04.881	
5 - 1:05.966	10 - 1:05.117	
58	Robert BARTER	Jensen Healey
1 - X:00.000P	6 - 1:01.809	
2 - 1:13.547	7 - 1:02.070	
3 - 1:02.515		
4 - 1:01.848		
5 - 1:02.779		
59	Ralph HARWOOD-PENN	MG Midget
1 - X:00.000P	6 - 1:03.831	11 - 1:04.128
2 - 1:14.505	7 - 1:04.088	12 - 1:03.581
3 - 1:05.637	8 - 1:03.171	
4 - 1:04.774	9 - 1:05.579	
5 - 1:05.342	10 - 1:03.912	
64	Paul ANDERSON	Porsche 928
1 - X:00.000P	6 - 58.635	11 - 59.338
2 - 1:08.202	7 - 56.739	12 - 58.005
3 - 58.599	8 - 56.737	13 - 58.454
4 - 57.348	9 - 59.163	
5 - 57.525	10 - 56.981	

Car 46 transponders not working. Car 4 transponder intermittent - re-position?
Weather/Track: Sun/Dry

Brands Hatch
Circuit Length = 1.1990 miles.
Start: 11:54 End: 12:06

HSCC 70s Road Sports

RACE 6 - QUALIFYING LAP ANALYSIS - Brands Hatch - 11 September 2011

(contd.)

69	Peter HEAD	MG B
1 - X:00.000P	6 - 1:07.508	11 - 1:05.246
2 - 1:16.501	7 - 1:05.665	
3 - 1:10.442	8 - 1:05.088	
4 - 1:07.702	9 - 1:05.313	
5 - 1:07.597	10 - 1:07.608	
76	David ERWIN	Alfa Romeo 2000 GTV
1 - X:00.000P	6 - 1:05.350	11 - 1:05.590
2 - 1:18.087	7 - 1:05.785	12 - 1:06.613
3 - 1:08.377	8 - 1:05.432	
4 - 1:08.025	9 - 1:05.799	
5 - 1:05.465	10 - 1:05.497	
77	John THOMASON	Triumph GT6 MkIII
1 - X:00.000P	6 - 1:00.717	11 - 1:04.539
2 - 1:13.829	7 - 1:01.037	12 - 1:02.081
3 - 1:02.782	8 - 1:01.526	13 - 1:00.732
4 - 1:01.002	9 - 1:01.212	
5 - 1:00.970	10 - 1:01.709	
82	Alex CHILDS	Alfa Romeo 1600GT Junior
1 - X:00.000P	6 - 1:01.946	11 - 1:01.469
2 - 1:09.330	7 - 1:01.856	12 - 1:01.180
3 - 1:02.040	8 - 1:02.072	13 - 1:02.218
4 - 1:01.150	9 - 1:01.826	
5 - 1:02.598	10 - 1:02.096	
92	Brian JARVIS	Porsche 924
1 - X:00.000P		
2 - 1:12.376		
3 - 1:02.564		
4 - 1:01.517		
5 - 1:01.565		


Car 46 transponders not working. Car 4 transponder intermittent - re-position?
Weather/Track: Sun/Dry

Brands Hatch
Circuit Length = 1.1990 miles.
Start: 11:54 End: 12:06

HSCC 70s Road Sports

RACE 6 - GRID - Brands Hatch - 11 September 2011

ROW 12	11	ARAM	
ROW 11	76	ERWIN	32 STRONG
ROW 10	46	DENEKAMP	69 HEAD
ROW 9	45	BURGESS	4 RORRISON
ROW 8	12	ST JOHN-HART	59 HARWOOD-PENN
ROW 7	58	BARTER	31 BENNETT
ROW 6	82	CHILDS	92 JARVIS
ROW 5	26	STAFFORD	18 ARMSTRONG
ROW 4	14	SHARMA	77 THOMASON
ROW 3	9	BARTER	28 HALL
ROW 2	24	BARTER	1 SHAW
ROW 1	5	JACOBS	64 ANDERSON
		POLE	



Car 46 transponders not working. Car 4 transponder intermittent - re-position?

Weather/Track: Sun/Dry

These results are provisional until the conclusion of any judicial and technical matters.

Brands Hatch

Circuit Length = 1.1990 miles.

Start: 11:54 End: 12:06

Clerk of the Course:

Timekeeper:

HSCC 70s Road Sports

RACE 6 - CLASSIFICATION - Brands Hatch - 11 September 2011

POS	NO	CL	DRIVER	NAT	CAR	TIME	LAPS	GAP	MPH	BEST
1	64	A	Paul ANDERSON		Porsche 928	15:19.187	16		75.20	56.343
2	9	B	Julian BARTER		TVR 3000M	15:26.609	16	7.422	74.60	56.806
3	24	B	Charles BARTER		Datsun 240Z	15:27.364	16	8.177	74.54	56.802
4	1	B	Peter SHAW		TVR Tuscan	15:43.915	16	24.728	73.23	56.856
5	14	B	Jai SHARMA		Ferrari 308GTB	16:16.939	16	57.752	70.75	59.706
6	28	B	John HALL		Datsun 260Z	16:17.996	16	58.809	70.68	59.639
7	77	D2	John THOMASON		Triumph GT6 MkIII	15:26.344	15	1 LAP	69.96	1:00.313
8	31	B	Mark BENNETT		Renault Alpine A310	15:37.699	15	1 LAP	69.11	1:00.378
9	26	B	Paul STAFFORD		Datsun 240Z	15:38.298	15	1 LAP	69.07	1:00.490
10	82	D1	Alex CHILDS		Alfa Romeo 1600GT Junior	15:38.402	15	1 LAP	69.06	1:00.486
11	18	A	Richard ARMSTRONG		Porsche 928	15:41.530	15	1 LAP	68.83	1:00.789
12	12	B	Ashley ST JOHN-HART		Triumph Stag	15:55.076	15	1 LAP	67.85	1:02.028
13	45	A	Graham BURGESS		Maserati Bora	16:04.873	15	1 LAP	67.17	1:02.237
14	59	E	Ralph HARWOOD-PENN		MG Midget	16:19.320	15	1 LAP	66.17	1:03.406
15	46	F	Johan DENEKAMP		Lancia Monte Carlo	16:22.010	15	1 LAP	65.99	1:03.303
16	76	D2	David ERWIN		Alfa Romeo 2000 GTV	15:39.224	14	2 LAPS	64.40	1:04.948
17	32	E	Nic STRONG		Fiat 128	16:10.556	14	2 LAPS	62.33	1:07.392
18	11	E	Charles ARAM		Lancia Fulvia Sports	16:23.124	14	2 LAPS	61.53	1:08.330

NOT CLASSIFIED

4	D2	Ken RORRISON		Alfa Romeo 2000 GTV	11:07.804	10	D.N.F.	64.73	1:04.847
92	D2	Brian JARVIS		Porsche 924	4:16.513	4	D.N.F.	67.56	1:01.254
5	F	Ian JACOBS		Mercedes 450SL	2:59.394	3	D.N.F.	72.54	57.188
69	F	Peter HEAD		MG B	2:26.613	2	D.N.F.	59.32	1:08.865

FASTEST LAP

64	A	Paul ANDERSON		Porsche 928	56.343	3	76.60mph	123.29kph
24	B	Charles BARTER		Datsun 240Z	56.802	7	75.99mph	122.29kph
5	F	Ian JACOBS		Mercedes 450SL	57.188	3	75.47mph	121.46kph
77	D2	John THOMASON		Triumph GT6 MkIII	1:00.313	2	71.56mph	115.17kph
82	D1	Alex CHILDS		Alfa Romeo 1600GT Junior	1:00.486	10	71.36mph	114.84kph
59	E	Ralph HARWOOD-PENN		MG Midget	1:03.406	14	68.07mph	109.55kph

Car 46, no working transponder.

Weather/Track: Sun/Dry

These results are provisional until the conclusion of any judicial and technical matters.

Brands Hatch

Circuit Length = 1.1990 miles.

Start: 16:41 End: 16:56

Clerk of the Course:		Timekeeper:
----------------------	--	-------------

HSCC 70s Road Sports

RACE 6 - LAP ANALYSIS - Brands Hatch - 11 September 2011

1	Peter SHAW	TVR Tuscan		
1 -	1:03.235	6 - 58.294	11 - 58.523	16 - 58.953
2 -	57.093	7 - 57.350	12 - 1:04.334	
3 -	57.659	8 - 58.763	13 - 1:01.013	
4 -	57.000	9 - 57.632	14 - 1:01.168	
5 -	56.856	10 - 57.404	15 - 58.638	
4	Ken RORRISON	Alfa Romeo 2000 GTV		
1 -	1:16.681	6 - 1:04.847		
2 -	1:05.980	7 - 1:06.493		
3 -	1:07.416	8 - 1:04.892		
4 -	1:05.924	9 - 1:04.955		
5 -	1:04.950	10 - 1:05.666		
5	Ian JACOBS	Mercedes 450SL		
1 -	1:04.538			
2 -	57.668			
3 -	57.188			
9	Julian BARTER	TVR 3000M		
1 -	1:04.218	6 - 58.261	11 - 57.409	16 - 57.071
2 -	57.234	7 - 57.339	12 - 57.915	
3 -	57.212	8 - 58.674	13 - 57.885	
4 -	56.806	9 - 57.812	14 - 57.559	
5 -	56.830	10 - 57.439	15 - 56.945	
11	Charles ARAM	Lancia Fulvia Sports		
1 -	1:22.738	6 - 1:08.676	11 - 1:08.330	
2 -	1:09.071	7 - 1:09.781	12 - 1:09.244	
3 -	1:09.475	8 - 1:09.097	13 - 1:09.037	
4 -	1:08.647	9 - 1:09.556	14 - 1:11.097	
5 -	1:08.940	10 - 1:09.435		
12	Ashley ST JOHN-HART	Triumph Stag		
1 -	1:12.718	6 - 1:03.923	11 - 1:03.583	
2 -	1:02.464	7 - 1:02.028	12 - 1:04.835	
3 -	1:04.938	8 - 1:02.256	13 - 1:02.735	
4 -	1:03.061	9 - 1:02.372	14 - 1:02.240	
5 -	1:03.183	10 - 1:02.043	15 - 1:02.697	

Car 46, no working transponder.
Weather/Track: Sun/Dry

HSCC 70s Road Sports

RACE 6 - LAP ANALYSIS - Brands Hatch - 11 September 2011

(contd.)

14	Jai SHARMA	Ferrari 308GTB	
1 - 1:08.207	6 - 1:00.744	11 - 1:00.347	16 - 1:01.693
2 - 1:00.656	7 - 1:00.139	12 - 1:01.049	
3 - 1:00.380	8 - 1:00.742	13 - 1:00.549	
4 - 1:01.109	9 - 59.706	14 - 1:01.147	
5 - 1:00.516	10 - 1:00.024	15 - 59.931	
18	Richard ARMSTRONG	Porsche 928	
1 - 1:11.977	6 - 1:02.433	11 - 1:01.918	
2 - 1:00.959	7 - 1:01.014	12 - 1:01.925	
3 - 1:02.455	8 - 1:01.305	13 - 1:00.789	
4 - 1:01.358	9 - 1:01.406	14 - 1:01.007	
5 - 1:09.723	10 - 1:02.320	15 - 1:00.941	
24	Charles BARTER	Datsun 240Z	
1 - 1:04.536	6 - 58.492	11 - 57.164	16 - 56.861
2 - 58.207	7 - 56.802	12 - 58.558	
3 - 57.220	8 - 57.111	13 - 57.474	
4 - 57.958	9 - 57.545	14 - 57.474	
5 - 56.997	10 - 57.376	15 - 57.589	
26	Paul STAFFORD	Datsun 240Z	
1 - 1:10.583	6 - 1:01.978	11 - 1:02.135	
2 - 1:01.017	7 - 1:03.189	12 - 1:02.446	
3 - 1:02.335	8 - 1:02.904	13 - 1:03.150	
4 - 1:02.445	9 - 1:01.760	14 - 1:00.858	
5 - 1:02.457	10 - 1:00.551	15 - 1:00.490	
28	John HALL	Datsun 260Z	
1 - 1:07.514	6 - 1:00.890	11 - 1:00.654	16 - 1:01.619
2 - 1:00.801	7 - 1:00.613	12 - 1:00.362	
3 - 1:00.343	8 - 1:00.800	13 - 59.955	
4 - 1:01.145	9 - 1:01.070	14 - 59.639	
5 - 1:01.980	10 - 1:00.639	15 - 59.972	
31	Mark BENNETT	Renault Alpine A310	
1 - 1:13.746	6 - 1:00.587	11 - 1:00.378	
2 - 1:01.275	7 - 1:03.390	12 - 1:02.541	
3 - 1:00.528	8 - 1:01.856	13 - 1:03.282	
4 - 1:03.413	9 - 1:00.917	14 - 1:01.853	
5 - 1:01.538	10 - 1:00.792	15 - 1:01.603	

Car 46, no working transponder.
Weather/Track: Sun/Dry

HSCC 70s Road Sports

RACE 6 - LAP ANALYSIS - Brands Hatch - 11 September 2011

(contd.)

32	Nic STRONG	Fiat 128	
1 - 1:21.776	6 - 1:08.460	11 - 1:07.943	
2 - 1:07.392	7 - 1:08.308	12 - 1:08.394	
3 - 1:08.400	8 - 1:09.683	13 - 1:07.435	
4 - 1:07.801	9 - 1:07.513	14 - 1:09.135	
5 - 1:08.590	10 - 1:09.726		
45	Graham BURGESS	Maserati Bora	
1 - 1:17.746	6 - 1:03.057	11 - 1:03.218	
2 - 1:05.005	7 - 1:02.237	12 - 1:02.897	
3 - 1:03.857	8 - 1:03.289	13 - 1:03.408	
4 - 1:03.990	9 - 1:03.342	14 - 1:03.490	
5 - 1:03.859	10 - 1:02.712	15 - 1:02.766	
46	Johan DENEKAMP	Lancia Monte Carlo	
1 - 1:19.369	6 - 1:03.313	11 - 1:03.730	
2 - 1:04.949	7 - 1:05.124	12 - 1:03.655	
3 - 1:06.026	8 - 1:03.942	13 - 1:03.958	
4 - 1:04.264	9 - 1:04.325	14 - 1:03.303	
5 - 1:04.328	10 - 1:03.764	15 - 1:07.960	
59	Ralph HARWOOD-PENN	MG Midget	
1 - 1:15.210	6 - 1:04.500	11 - 1:03.672	
2 - 1:04.237	7 - 1:05.212	12 - 1:03.633	
3 - 1:05.868	8 - 1:04.238	13 - 1:03.808	
4 - 1:04.871	9 - 1:04.069	14 - 1:03.406	
5 - 1:06.811	10 - 1:04.026	15 - 1:05.759	
64	Paul ANDERSON	Porsche 928	
1 - 1:03.624	6 - 56.881	11 - 56.908	16 - 57.182
2 - 57.097	7 - 57.703	12 - 57.468	
3 - 56.343	8 - 57.051	13 - 56.921	
4 - 56.830	9 - 57.160	14 - 56.802	
5 - 56.733	10 - 57.164	15 - 57.320	
69	Peter HEAD	MG B	
1 - 1:17.748			
2 - 1:08.865			

Car 46, no working transponder.
Weather/Track: Sun/Dry

HSCC 70s Road Sports

RACE 6 - LAP ANALYSIS - Brands Hatch - 11 September 2011

(contd.)

76	David ERWIN	Alfa Romeo 2000 GTV
1 - 1:20.078	6 - 1:04.948	11 - 1:06.996
2 - 1:05.040	7 - 1:05.998	12 - 1:07.415
3 - 1:06.137	8 - 1:05.118	13 - 1:08.074
4 - 1:05.272	9 - 1:05.248	14 - 1:08.437
5 - 1:05.395	10 - 1:05.068	
77	John THOMASON	Triumph GT6 MkIII
1 - 1:08.975	6 - 1:00.802	11 - 1:01.189
2 - 1:00.313	7 - 1:01.649	12 - 1:00.569
3 - 1:01.349	8 - 1:01.064	13 - 1:01.593
4 - 1:03.341	9 - 1:01.482	14 - 1:01.667
5 - 1:01.053	10 - 1:00.732	15 - 1:00.566
82	Alex CHILDS	Alfa Romeo 1600GT Junior
1 - 1:10.724	6 - 1:00.606	11 - 1:02.783
2 - 1:01.949	7 - 1:03.120	12 - 1:01.721
3 - 1:02.928	8 - 1:02.109	13 - 1:00.942
4 - 1:02.912	9 - 1:01.128	14 - 1:02.212
5 - 1:03.253	10 - 1:00.486	15 - 1:01.529
92	Brian JARVIS	Porsche 924
1 - 1:11.410		
2 - 1:01.254		
3 - 1:02.366		
4 - 1:01.483		

Car 46, no working transponder.
Weather/Track: Sun/Dry

HSCC 70s Road Sports

RACE 6 - LAP CHART - Brands Hatch - 11 September 2011

Lap 1			Lap 2			Lap 3			Lap 4			Lap 5		
No	Behind	Laptime	No	Behind	Laptime	No	Behind	Laptime	No	Behind	Laptime	No	Behind	Laptime
1		1:03.235	1		57.093	64		56.343	64		56.830	64		56.733
64	0.389	1:03.624	64	0.393	57.097	1	0.923	57.659	1	1.093	57.000	1	1.216	56.856
9	0.983	1:04.218	9	1.124	57.234	9	1.600	57.212	9	1.576	56.806	9	1.673	56.830
5	1.303	1:04.538	5	1.878	57.668	5	2.330	57.188	24	4.027	57.958	24	4.291	56.997
24	1.301	1:04.536	24	2.415	58.207	24	2.899	57.220	28	15.909	1:01.145	14	20.241	1:00.516
28	4.279	1:07.514	28	7.987	1:00.801	28	11.594	1:00.343	14	16.458	1:01.109	28	21.156	1:01.980
14	4.972	1:08.207	14	8.535	1:00.656	14	12.179	1:00.380	77	20.084	1:03.341	77	24.404	1:01.053
77	5.740	1:08.975	77	8.960	1:00.313	77	13.573	1:01.349	26	22.486	1:02.445	26	28.210	1:02.457
26	7.348	1:10.583	26	11.272	1:01.017	26	16.871	1:02.335	92	22.619	1:01.483	31	29.873	1:01.538
82	7.489	1:10.724	92	12.336	1:01.254	92	17.966	1:02.366	18	22.855	1:01.358	82	31.139	1:03.253
92	8.175	1:11.410	82	12.345	1:01.949	18	18.327	1:02.455	82	24.619	1:02.912	12	35.737	1:03.183
18	8.742	1:11.977	18	12.608	1:00.959	31	18.485	1:00.528	31	25.068	1:03.413	18	35.845	1:09.723
12	9.483	1:12.718	31	14.693	1:01.275	82	18.537	1:02.928	12	29.287	1:03.061	45	43.830	1:03.859
31	10.511	1:13.746	12	14.854	1:02.464	12	23.056	1:04.938	59	36.292	1:04.871	59	46.370	1:06.811
59	11.975	1:15.210	59	19.119	1:04.237	59	28.251	1:05.868	45	36.704	1:03.990	46	48.309	1:04.328
4	13.446	1:16.681	4	22.333	1:05.980	45	29.544	1:03.857	46	40.714	1:04.264	4	50.324	1:04.950
45	14.511	1:17.746	45	22.423	1:05.005	4	33.013	1:07.416	4	42.107	1:05.924	76	51.295	1:05.395
69	14.513	1:17.748	46	23.990	1:04.949	46	33.280	1:06.026	76	42.633	1:05.272			
46	16.134	1:19.369	76	24.790	1:05.040	76	34.191	1:06.137	32	51.475	1:07.801			
76	16.843	1:20.078	69	26.285	1:08.865	32	40.504	1:08.400	11	56.037	1:08.647			
32	18.541	1:21.776	32	28.840	1:07.392	11	44.220	1:09.475						
11	19.503	1:22.738	11	31.481	1:09.071									

Car 46, no working transponder.
Weather/Track: Sun/Dry

Brands Hatch
Circuit Length = 1.1990 miles.
Start: 16:41 End: 16:56

HSCC 70s Road Sports

RACE 6 - LAP CHART - Brands Hatch - 11 September 2011

(contd.)

Lap 6			Lap 7			Lap 8			Lap 9			Lap 10		
No	Behind	Laptime	No	Behind	Laptime	No	Behind	Laptime	No	Behind	Laptime	No	Behind	Laptime
64		56.881	64		57.703	64		57.051	64		57.160	64		57.164
1	2.629	58.294	4	1 LAP	1:04.847	1	3.988	58.763	45	1 LAP	1:03.289	12	1 LAP	1:02.372
9	3.053	58.261	76	1 LAP	1:04.948	9	4.312	58.674	1	4.460	57.632	1	4.700	57.404
24	5.902	58.492	1	2.276	57.350	59	1 LAP	1:05.212	9	4.964	57.812	9	5.239	57.439
32	1 LAP	1:08.590	9	2.689	57.339	24	5.061	57.111	24	5.446	57.545	24	5.658	57.376
11	1 LAP	1:08.940	24	5.001	56.802	46	1 LAP	1:05.124	59	1 LAP	1:04.238	45	1 LAP	1:03.342
14	24.104	1:00.744	32	1 LAP	1:08.460	4	1 LAP	1:06.493	46	1 LAP	1:03.942	59	1 LAP	1:04.069
28	25.165	1:00.890	11	1 LAP	1:08.676	76	1 LAP	1:05.998	4	1 LAP	1:04.892	46	1 LAP	1:04.325
77	28.325	1:00.802	14	26.540	1:00.139	32	1 LAP	1:08.308	76	1 LAP	1:05.118	4	1 LAP	1:04.955
26	33.307	1:01.978	28	28.075	1:00.613	14	30.231	1:00.742	14	32.777	59.706	76	1 LAP	1:05.248
31	33.579	1:00.587	77	32.271	1:01.649	28	31.824	1:00.800	28	35.734	1:01.070	14	35.637	1:00.024
82	34.864	1:00.606	26	38.793	1:03.189	11	1 LAP	1:09.781	77	40.606	1:01.482	28	39.209	1:00.639
18	41.397	1:02.433	31	39.266	1:03.390	77	36.284	1:01.064	32	1 LAP	1:09.683	77	44.174	1:00.732
12	42.779	1:03.923	82	40.281	1:03.120	31	44.071	1:01.856	11	1 LAP	1:09.097	32	1 LAP	1:07.513
45	50.006	1:03.057	18	44.708	1:01.014	26	44.646	1:02.904	31	47.828	1:00.917	31	51.456	1:00.792
59	53.989	1:04.500	12	47.104	1:02.028	82	45.339	1:02.109	26	49.246	1:01.760	82	52.629	1:00.486
46	54.741	1:03.313	45	54.540	1:02.237	18	48.962	1:01.305	82	49.307	1:01.128	26	52.633	1:00.551
						12	52.309	1:02.256	18	53.208	1:01.406			

Car 46, no working transponder.
Weather/Track: Sun/Dry

Brands Hatch
Circuit Length = 1.1990 miles.
Start: 16:41 End: 16:56

HSCC 70s Road Sports

RACE 6 - LAP CHART - Brands Hatch - 11 September 2011

(contd.)

Lap 11			Lap 12			Lap 13			Lap 14			Lap 15		
No	Behind	Laptime	No	Behind	Laptime	No	Behind	Laptime	No	Behind	Laptime	No	Behind	Laptime
64		56.908	64		57.468	64		56.921	64		56.802	64		57.320
18	1 LAP	1:02.320	26	1 LAP	1:02.135	31	1 LAP	1:02.541	9	7.908	57.559	77	1 LAP	1:01.667
11	2 LAPS	1:09.556	82	1 LAP	1:02.783	82	1 LAP	1:01.721	24	8.229	57.474	9	7.533	56.945
12	1 LAP	1:02.043	18	1 LAP	1:01.918	26	1 LAP	1:02.446	31	1 LAP	1:03.282	24	8.498	57.589
9	5.740	57.409	9	6.187	57.915	9	7.151	57.885	82	1 LAP	1:00.942	76	2 LAPS	1:08.074
24	5.914	57.164	32	2 LAPS	1:09.726	24	7.557	57.474	26	1 LAP	1:03.150	31	1 LAP	1:01.853
1	6.315	58.523	24	7.004	58.558	18	1 LAP	1:01.925	18	1 LAP	1:00.789	82	1 LAP	1:02.212
45	1 LAP	1:02.712	12	1 LAP	1:03.583	1	17.273	1:01.013	1	21.639	1:01.168	26	1 LAP	1:00.858
59	1 LAP	1:04.026	1	13.181	1:04.334	32	2 LAPS	1:07.943	12	1 LAP	1:02.735	18	1 LAP	1:01.007
46	1 LAP	1:03.764	11	2 LAPS	1:09.435	12	1 LAP	1:04.835	32	2 LAPS	1:08.394	1	22.957	58.638
4	1 LAP	1:05.666	45	1 LAP	1:03.218	11	2 LAPS	1:08.330	45	1 LAP	1:03.408	12	1 LAP	1:02.240
76	1 LAP	1:05.068	59	1 LAP	1:03.672	45	1 LAP	1:02.897	11	2 LAPS	1:09.244	32	2 LAPS	1:07.435
14	39.076	1:00.347	46	1 LAP	1:03.730	59	1 LAP	1:03.633	59	1 LAP	1:03.808	45	1 LAP	1:03.490
28	42.955	1:00.654	14	42.657	1:01.049	46	1 LAP	1:03.655	46	1 LAP	1:03.958	11	2 LAPS	1:09.037
77	48.455	1:01.189	76	1 LAP	1:06.996	14	46.285	1:00.549	14	50.630	1:01.147	59	1 LAP	1:03.406
31	54.926	1:00.378	28	45.849	1:00.362	28	48.883	59.955	28	51.720	59.639	46	1 LAP	1:03.303
			77	51.556	1:00.569	76	1 LAP	1:07.415				14	53.241	59.931
						77	56.228	1:01.593				28	54.372	59.972

Car 46, no working transponder.
Weather/Track: Sun/Dry

Brands Hatch
Circuit Length = 1.1990 miles.
Start: 16:41 End: 16:56

HSCC 70s Road Sports

RACE 6 - LAP CHART - Brands Hatch - 11 September 2011

(contd.)

Lap 16			Lap 17			Lap 18			Lap 19			Lap 20		
No	Behind	Laptime	No	Behind	Laptime	No	Behind	Laptime	No	Behind	Laptime	No	Behind	Laptime
64		57.182												
77	1 LAP	1:00.566												
9	7.422	57.071												
24	8.177	56.861												
31	1 LAP	1:01.603												
26	1 LAP	1:00.490												
82	1 LAP	1:01.529												
76	2 LAPS	1:08.437												
18	1 LAP	1:00.941												
1	24.728	58.953												
12	1 LAP	1:02.697												
45	1 LAP	1:02.766												
32	2 LAPS	1:09.135												
14	57.752	1:01.693												
28	58.809	1:01.619												
59	1 LAP	1:05.759												
46	1 LAP	1:07.960												
11	2 LAPS	1:11.097												

Car 46, no working transponder.
Weather/Track: Sun/Dry

Brands Hatch
Circuit Length = 1.1990 miles.
Start: 16:41 End: 16:56

HSCC Classic Formula 3

RACE 7 - QUALIFYING - Brands Hatch - 11 September 2011

POS	NO	CL	DRIVER	NAT	CAR	TIME	LAPS	GAP	MPH
1	66	A	Simon HADFIELD		March 743	48.038	13		89.85
2	1	A	Benn SIMMS		March 803B	48.267	15	0.229	89.42
3	32	A	Jamie BRASHAW		March 793	48.583	14	0.545	88.84
4	82	A	Paul SMITH		Martini MK31	49.275	15	1.237	87.59
5	38	A	Hugh PRICE		Chevron B38	49.524	10	1.486	87.15
6	20	A	David CLARK		Argo JM6	49.791	15	1.753	86.69
7	63	A	Matthew STURMER		Van Diemen GRD 376	50.752	14	2.714	85.04
8	65	C	Wil ARIF		Reynard SF78	51.307	15	3.269	84.12
9	33	B	Mike JONES	Tr	Brabham BT38	51.369	15	3.331	84.02
10	29	A	Jonathan PRICE		March 783	52.071	15	4.033	82.89
11	55	A	Bruce BARTELL		Chevron B34	52.778	14	4.740	81.78
12	62	B	Graham KIDDY		Dastle Mk10	52.890	14	4.852	81.61
13	26	A	Peter HISCOCKS		Lola T670	53.248	11	5.210	81.06
14	69	B	Albert CLEMENTS		Lotus 69	54.067	14	6.029	79.83
15	22	C	Fraser COLLINS		Royale RP30	54.990	14	6.952	78.49
16	61	C	Andy JARVIS		Jamun T6	57.369	13	9.331	75.23

Car 33 - Transponder working intermittently.

Weather/Track: Sun/Dry

These results are provisional until the conclusion of any judicial and technical matters.

Brands Hatch

Circuit Length = 1.1990 miles.

Start: 12:14 End: 12:26

Clerk of the Course:

Timekeeper:

HSCC Classic Formula 3

RACE 7 - QUALIFYING LAP ANALYSIS - Brands Hatch - 11 September 2011

1	Benn SIMMS	March 803B
1 - X:00.000P	6 - 50.176	11 - 48.267
2 - 1:02.909	7 - 48.841	12 - 48.855
3 - 51.914	8 - 48.415	13 - 49.551
4 - 51.151	9 - 49.813	14 - 48.524
5 - 48.827	10 - 48.623	15 - 48.434
20	David CLARK	Argo JM6
1 - X:00.000P	6 - 51.357	11 - 49.791
2 - 59.600	7 - 50.265	12 - 50.185
3 - 52.421	8 - 50.215	13 - 50.426
4 - 51.120	9 - 51.789	14 - 50.146
5 - 50.519	10 - 50.178	15 - 50.301
22	Fraser COLLINS	Royale RP30
1 - X:00.000P	6 - 56.220	11 - 56.003
2 - 1:07.103	7 - 56.915	12 - 57.156
3 - 58.096	8 - 56.395	13 - 56.734
4 - 56.594	9 - 56.047	14 - 54.990
5 - 56.924	10 - 56.339	
26	Peter HISCOCKS	Lola T670
1 - X:00.000P	6 - 54.260	11 - 58.216
2 - 1:01.585	7 - 53.248	
3 - 53.345	8 - 53.735	
4 - 54.143	9 - 53.579	
5 - 53.296	10 - 53.695	
29	Jonathan PRICE	March 783
1 - X:00.000P	6 - 52.678	11 - 53.554
2 - 1:01.058	7 - 53.137	12 - 52.378
3 - 55.726	8 - 52.811	13 - 52.437
4 - 53.439	9 - 52.629	14 - 52.071
5 - 53.708	10 - 54.446	15 - 53.184
32	Jamie BRASHAW	March 793
1 - X:00.000P	6 - 49.589	11 - 50.140
2 - 59.393	7 - 49.583	12 - 48.980
3 - 51.307	8 - 49.082	13 - 48.843
4 - 50.524	9 - 48.738	14 - 1:11.951P
5 - 49.481	10 - 48.583	

Car 33 - Transponder working intermittently.
Weather/Track: Sun/Dry

Brands Hatch
Circuit Length = 1.1990 miles.
Start: 12:14 End: 12:26

HSCC Classic Formula 3

RACE 7 - QUALIFYING LAP ANALYSIS - Brands Hatch - 11 September 2011

(contd.)

33	Mike JONES	Tr	Brabham BT38
1 - X:00.000P	6 - 51.845	11 - 51.562	
2 - 1:00.066	7 - 51.369	12 - 51.709	
3 - 54.326	8 - 51.634	13 - 51.709	
4 - 53.471	9 - 51.751	14 - 51.829	
5 - 51.986	10 - 51.805	15 - 52.237	
38	Hugh PRICE		Chevron B38
1 - X:00.000P	6 - 49.524		
2 - 1:01.126	7 - 51.448		
3 - 51.266	8 - 50.347		
4 - 50.226	9 - 50.116		
5 - 49.874	10 - 51.292		
55	Bruce BARTELL		Chevron B34
1 - X:00.000P	6 - 54.973	11 - 52.835	
2 - 1:02.135	7 - 53.306	12 - 54.452	
3 - 54.066	8 - 52.778	13 - 55.667	
4 - 57.106	9 - 52.940	14 - 53.144	
5 - 54.194	10 - 53.943		
61	Andy JARVIS		Jamun T6
1 - X:00.000P	6 - 1:00.516	11 - 57.369	
2 - 1:06.433	7 - 58.657	12 - 58.348	
3 - 59.447	8 - 59.180	13 - 57.580	
4 - 58.898	9 - 57.595		
5 - 1:04.920	10 - 58.865		
62	Graham KIDDY		Dastle Mk10
1 - X:00.000P	6 - 54.782	11 - 54.223	
2 - 1:03.419	7 - 55.445	12 - 59.494	
3 - 54.205	8 - 56.440	13 - 57.229	
4 - 54.913	9 - 53.825	14 - 52.890	
5 - 55.565	10 - 54.212		
63	Matthew STURMER		Van Diemen GRD 376
1 - X:00.000P	6 - 56.296	11 - 1:02.850	
2 - 1:02.725	7 - 50.752	12 - 52.454	
3 - 54.710	8 - 51.208	13 - 52.180	
4 - 53.899	9 - 59.476	14 - 51.728	
5 - 51.329	10 - 51.547		

Car 33 - Transponder working intermittently.
Weather/Track: Sun/Dry

Brands Hatch
Circuit Length = 1.1990 miles.
Start: 12:14 End: 12:26

HSCC Classic Formula 3

RACE 7 - QUALIFYING LAP ANALYSIS - Brands Hatch - 11 September 2011


(contd.)

65	Wii ARIF					Reynard SF78
1 -	X:00.000P	6 -	51.736	11 -	51.374	
2 -	58.970	7 -	51.831	12 -	51.307	
3 -	52.211	8 -	52.022	13 -	52.538	
4 -	52.162	9 -	53.267	14 -	52.197	
5 -	52.210	10 -	51.389	15 -	51.343	
66	Simon HADFIELD					March 743
1 -	X:00.000P	6 -	49.184	11 -	49.593	
2 -	56.437	7 -	48.116	12 -	48.038	
3 -	49.617	8 -	48.633	13 -	48.188	
4 -	49.254	9 -	48.116			
5 -	48.568	10 -	48.221			
69	Albert CLEMENTS					Lotus 69
1 -	X:00.000P	6 -	54.850	11 -	54.067	
2 -	1:03.537	7 -	55.384	12 -	57.243	
3 -	57.464	8 -	54.568	13 -	56.911	
4 -	55.599	9 -	54.676	14 -	55.336	
5 -	55.659	10 -	54.829			
82	Paul SMITH					Martini MK31
1 -	X:00.000P	6 -	50.889	11 -	49.849	
2 -	59.525	7 -	49.826	12 -	49.722	
3 -	51.331	8 -	49.612	13 -	50.310	
4 -	50.429	9 -	50.044	14 -	50.967	
5 -	50.326	10 -	49.903	15 -	49.275	

Car 33 - Transponder working intermittently.
Weather/Track: Sun/Dry

HSCC Classic Formula 3
RACE 7 - GRID - Brands Hatch - 11 September 2011

ROW 8	22	COLLINS	61	JARVIS
ROW 7	26	HISCOCKS	69	CLEMENTS
ROW 6	55	BARTELL	62	KIDDY
ROW 5	33	JONES	29	PRICE
ROW 4	63	STURMER	65	ARIF
ROW 3	38	PRICE	20	CLARK
ROW 2	32	BRASHAW	82	SMITH
ROW 1	66	HADFIELD	1	SIMMS
		POLE		



Car 33 - Transponder working intermittently.

Weather/Track: Sun/Dry

These results are provisional until the conclusion of any judicial and technical matters.

Brands Hatch

Circuit Length = 1.1990 miles.

Start: 12:14 End: 12:26

Clerk of the Course:

Timekeeper:

HSCC Classic Formula 3

RACE 7 - CLASSIFICATION - Brands Hatch - 11 September 2011

POS	NO	CL	DRIVER	NAT	CAR	TIME	LAPS	GAP	MPH	BEST
1	1	A	Benn SIMMS		March 803B	15:28.048	19		88.44	47.889
2	66	A	Simon HADFIELD		March 783/793	15:28.430	19	0.382	88.40	47.947
3	32	A	Jamie BRASHAW		March 793	15:46.922	19	18.874	86.67	48.588
4	82	A	Paul SMITH		Martini MK31	15:53.305	19	25.257	86.09	49.229
5	20	A	David CLARK		Argo JM6	15:59.097	19	31.049	85.57	49.510
6	38	A	Hugh PRICE		Chevron B38	16:06.527	19	38.479	84.91	49.757
7	63	A	Matthew STURMER		Van Diemen GRD 376	15:40.038	18	1 LAP	82.72	50.922
8	65	C	Wil ARIF		Reynard SF78	15:40.123	18	1 LAP	82.71	51.297
9	33	B	Mike JONES		Brabham BT38	15:45.941	18	1 LAP	82.20	51.398
10	26	A	Peter HISCOCKS		Lola T670	16:05.571	18	1 LAP	80.53	51.976
11	29	A	Jonathan PRICE		March 783	16:06.349	18	1 LAP	80.46	52.104
12	55	A	Bruce BARTELL		Chevron B34	16:10.225	18	1 LAP	80.14	52.326
13	62	B	Graham KIDDY		Dastle Mk10	16:11.523	18	1 LAP	80.03	52.250
14	69	B	Albert CLEMENTS		Lotus 69	15:46.639	17	2 LAPS	77.58	54.425
15	22	C	Fraser COLLINS		Royale RP30	16:02.995	17	2 LAPS	76.26	54.876
16	61	C	Andy JARVIS		Jamun T6	15:30.176	16	3 LAPS	74.31	56.489

FASTEST LAP

1	A	Benn SIMMS	March 803B	47.889	14	90.13mph	145.05kph
65	C	Wil ARIF	Reynard SF78	51.297	11	84.14mph	135.41kph
33	B	Mike JONES	Brabham BT38	51.398	9	83.98mph	135.15kph

Car 33, transponder still faulty.

Weather/Track: Sun/Dry

These results are provisional until the conclusion of any judicial and technical matters.

Brands Hatch

Circuit Length = 1.1990 miles.

Start: 17:06 End: 17:21

Clerk of the Course:

Timekeeper:

HSCC Classic Formula 3

RACE 7 - LAP ANALYSIS - Brands Hatch - 11 September 2011

1	Benn SIMMS	March 803B					
1 -	55.353	6 -	48.170	11 -	48.566	16 -	48.995
2 -	49.678	7 -	48.853	12 -	48.585	17 -	48.444
3 -	48.573	8 -	48.356	13 -	48.538	18 -	48.108
4 -	48.434	9 -	48.320	14 -	47.889	19 -	48.562
5 -	48.126	10 -	48.294	15 -	48.204		
20	David CLARK	Argo JM6					
1 -	57.548	6 -	49.933	11 -	49.907	16 -	49.954
2 -	50.984	7 -	49.945	12 -	49.711	17 -	50.758
3 -	49.510	8 -	49.890	13 -	49.986	18 -	49.944
4 -	50.493	9 -	50.054	14 -	50.669	19 -	50.105
5 -	49.611	10 -	49.623	15 -	50.472		
22	Fraser COLLINS	Royale RP30					
1 -	1:07.379	6 -	56.609	11 -	55.328	16 -	55.298
2 -	56.862	7 -	55.501	12 -	56.114	17 -	54.876
3 -	57.245	8 -	55.812	13 -	55.944		
4 -	57.556	9 -	55.156	14 -	55.647		
5 -	57.196	10 -	55.287	15 -	55.185		
26	Peter HISCOCKS	Lola T670					
1 -	1:02.417	6 -	53.051	11 -	52.802	16 -	52.570
2 -	53.562	7 -	53.353	12 -	52.931	17 -	52.867
3 -	54.262	8 -	53.453	13 -	52.625	18 -	52.712
4 -	53.401	9 -	53.441	14 -	52.680		
5 -	53.139	10 -	54.329	15 -	51.976		
29	Jonathan PRICE	March 783					
1 -	1:01.277	6 -	53.446	11 -	53.300	16 -	52.728
2 -	52.603	7 -	53.330	12 -	52.834	17 -	52.587
3 -	53.519	8 -	52.876	13 -	56.317	18 -	52.930
4 -	53.347	9 -	53.543	14 -	53.186		
5 -	53.290	10 -	53.132	15 -	52.104		
32	Jamie BRASHAW	March 793					
1 -	55.958	6 -	48.588	11 -	49.051	16 -	49.284
2 -	49.580	7 -	49.946	12 -	50.551	17 -	49.826
3 -	49.124	8 -	48.631	13 -	49.801	18 -	49.261
4 -	48.880	9 -	50.122	14 -	51.174	19 -	49.732
5 -	48.803	10 -	49.205	15 -	49.405		

Car 33, transponder still faulty.
Weather/Track: Sun/Dry

HSCC Classic Formula 3

RACE 7 - LAP ANALYSIS - Brands Hatch - 11 September 2011

(contd.)

33	Mike JONES	Brabham BT38					
1 -	1:00.108	6 -	51.898	11 -	51.783	16 -	51.533
2 -	52.601	7 -	51.976	12 -	51.574	17 -	51.647
3 -	52.789	8 -	51.768	13 -	52.122	18 -	54.163
4 -	51.819	9 -	51.398	14 -	53.122		
5 -	51.572	10 -	52.268	15 -	51.800		
38	Hugh PRICE	Chevron B38					
1 -	58.776	6 -	50.324	11 -	50.509	16 -	50.036
2 -	50.624	7 -	50.647	12 -	50.239	17 -	50.153
3 -	50.156	8 -	52.007	13 -	50.433	18 -	50.551
4 -	50.270	9 -	50.838	14 -	50.008	19 -	49.757
5 -	50.173	10 -	50.929	15 -	50.097		
55	Bruce BARTELL	Chevron B34					
1 -	1:06.086	6 -	53.108	11 -	53.389	16 -	52.617
2 -	53.786	7 -	53.430	12 -	52.870	17 -	52.983
3 -	53.564	8 -	52.326	13 -	53.349	18 -	53.150
4 -	53.310	9 -	52.783	14 -	53.692		
5 -	53.440	10 -	53.726	15 -	52.616		
61	Andy JARVIS	Jamun T6					
1 -	1:06.117	6 -	58.312	11 -	57.520	16 -	57.534
2 -	58.022	7 -	58.165	12 -	57.447		
3 -	57.249	8 -	57.379	13 -	56.679		
4 -	57.686	9 -	59.323	14 -	56.803		
5 -	58.441	10 -	57.010	15 -	56.489		
62	Graham KIDDY	Dastle Mk10					
1 -	1:04.924	6 -	53.249	11 -	55.488	16 -	52.815
2 -	53.390	7 -	53.847	12 -	53.991	17 -	52.250
3 -	52.997	8 -	53.413	13 -	53.071	18 -	52.689
4 -	53.450	9 -	53.018	14 -	52.952		
5 -	52.980	10 -	54.235	15 -	52.764		
63	Matthew STURMER	Van Diemen GRD 376					
1 -	1:00.674	6 -	51.765	11 -	51.266	16 -	51.266
2 -	52.164	7 -	51.276	12 -	51.783	17 -	51.464
3 -	51.885	8 -	51.975	13 -	51.556	18 -	51.594
4 -	51.674	9 -	51.550	14 -	50.922		
5 -	51.699	10 -	52.050	15 -	53.475		

Car 33, transponder still faulty.
Weather/Track: Sun/Dry

HSCC Classic Formula 3

RACE 7 - LAP ANALYSIS - Brands Hatch - 11 September 2011

(contd.)

65	Wii ARIF	Reynard SF78					
1 -	1:00.268	6 -	52.580	11 -	51.297	16 -	51.655
2 -	52.039	7 -	51.452	12 -	51.366	17 -	51.377
3 -	52.117	8 -	51.571	13 -	51.614	18 -	51.306
4 -	51.702	9 -	51.636	14 -	51.617		
5 -	51.786	10 -	52.097	15 -	52.643		
66	Simon HADFIELD	March 783/793					
1 -	54.933	6 -	48.453	11 -	48.581	16 -	48.898
2 -	48.627	7 -	49.113	12 -	48.377	17 -	48.381
3 -	48.624	8 -	48.552	13 -	49.390	18 -	48.295
4 -	48.416	9 -	48.308	14 -	47.947	19 -	48.479
5 -	48.459	10 -	48.436	15 -	48.161		
69	Albert CLEMENTS	Lotus 69					
1 -	1:06.182	6 -	54.654	11 -	54.486	16 -	56.133
2 -	55.450	7 -	54.918	12 -	54.612	17 -	54.911
3 -	54.429	8 -	55.613	13 -	55.088		
4 -	55.144	9 -	55.140	14 -	54.425		
5 -	54.613	10 -	54.980	15 -	55.861		
82	Paul SMITH	Martini MK31					
1 -	56.853	6 -	49.325	11 -	49.229	16 -	49.800
2 -	49.913	7 -	50.625	12 -	49.455	17 -	50.023
3 -	49.256	8 -	49.944	13 -	49.762	18 -	49.897
4 -	49.238	9 -	49.765	14 -	50.596	19 -	50.094
5 -	49.359	10 -	49.641	15 -	50.530		

Car 33, transponder still faulty.
Weather/Track: Sun/Dry

HSCC Classic Formula 3

RACE 7 - LAP CHART - Brands Hatch - 11 September 2011

Lap 1			Lap 2			Lap 3			Lap 4			Lap 5		
No	Behind	Laptime	No	Behind	Laptime	No	Behind	Laptime	No	Behind	Laptime	No	Behind	Laptime
66		54.933	66		48.627	66		48.624	66		48.416	66		48.459
1	0.420	55.353	1	1.471	49.678	1	1.420	48.573	1	1.438	48.434	1	1.105	48.126
32	1.025	55.958	32	1.978	49.580	32	2.478	49.124	32	2.942	48.880	32	3.286	48.803
82	1.920	56.853	82	3.206	49.913	82	3.838	49.256	82	4.660	49.238	82	5.560	49.359
20	2.615	57.548	20	4.972	50.984	20	5.858	49.510	20	7.935	50.493	20	9.087	49.611
38	3.843	58.776	38	5.840	50.624	38	7.372	50.156	38	9.226	50.270	38	10.940	50.173
33	5.175	1:00.108	65	8.747	52.039	65	12.240	52.117	65	15.526	51.702	65	18.853	51.786
65	5.335	1:00.268	33	9.149	52.601	63	12.539	51.885	63	15.797	51.674	63	19.037	51.699
63	5.741	1:00.674	63	9.278	52.164	33	13.314	52.789	33	16.717	51.819	33	19.830	51.572
29	6.344	1:01.277	29	10.320	52.603	29	15.215	53.519	29	20.146	53.347	29	24.977	53.290
26	7.484	1:02.417	26	12.419	53.562	26	18.057	54.262	26	23.042	53.401	26	27.722	53.139
62	9.991	1:04.924	62	14.754	53.390	62	19.127	52.997	62	24.161	53.450	62	28.682	52.980
55	11.153	1:06.086	55	16.312	53.786	55	21.252	53.564	55	26.146	53.310	55	31.127	53.440
61	11.184	1:06.117	69	18.072	55.450	69	23.877	54.429	69	30.605	55.144	69	36.759	54.613
69	11.249	1:06.182	61	20.579	58.022	61	29.204	57.249	22	38.442	57.556	22	47.179	57.196
22	12.446	1:07.379	22	20.681	56.862	22	29.302	57.245	61	38.474	57.686			

Car 33, transponder still faulty.
Weather/Track: Sun/Dry

Brands Hatch
Circuit Length = 1.1990 miles.
Start: 17:06 End: 17:21

HSCC Classic Formula 3

RACE 7 - LAP CHART - Brands Hatch - 11 September 2011

(contd.)

Lap 6			Lap 7			Lap 8			Lap 9			Lap 10		
No	Behind	Laptime	No	Behind	Laptime	No	Behind	Laptime	No	Behind	Laptime	No	Behind	Laptime
66		48.453	66		49.113	66		48.552	66		48.308	66		48.436
61	1 LAP	58.441	1	0.562	48.853	69	1 LAP	54.918	1	0.378	48.320	1	0.236	48.294
1	0.822	48.170	32	4.254	49.946	1	0.366	48.356	32	6.147	50.122	32	6.916	49.205
32	3.421	48.588	22	1 LAP	56.609	32	4.333	48.631	69	1 LAP	55.613	82	11.998	49.641
82	6.432	49.325	82	7.944	50.625	82	9.336	49.944	82	10.793	49.765	69	1 LAP	55.140
20	10.567	49.933	61	1 LAP	58.312	20	12.737	49.890	20	14.483	50.054	20	15.670	49.623
38	12.811	50.324	20	11.399	49.945	22	1 LAP	55.501	38	20.330	50.838	38	22.823	50.929
63	22.349	51.765	38	14.345	50.647	38	17.800	52.007	22	1 LAP	55.812	22	1 LAP	55.156
65	22.980	52.580	63	24.512	51.276	61	1 LAP	58.165	61	1 LAP	57.379	63	34.791	52.050
33	23.275	51.898	65	25.319	51.452	63	27.935	51.975	63	31.177	51.550	65	35.327	52.097
29	29.970	53.446	33	26.138	51.976	65	28.338	51.571	65	31.666	51.636	33	36.276	52.268
26	32.320	53.051	29	34.187	53.330	33	29.354	51.768	33	32.444	51.398	61	1 LAP	59.323
62	33.478	53.249	26	36.560	53.353	29	38.511	52.876	29	43.746	53.543	29	48.442	53.132
55	35.782	53.108	62	38.212	53.847	26	41.461	53.453	26	46.594	53.441			
69	42.960	54.654	55	40.099	53.430	62	43.073	53.413	62	47.783	53.018			
						55	43.873	52.326	55	48.348	52.783			

Car 33, transponder still faulty.
Weather/Track: Sun/Dry

Brands Hatch
Circuit Length = 1.1990 miles.
Start: 17:06 End: 17:21

HSCC Classic Formula 3

RACE 7 - LAP CHART - Brands Hatch - 11 September 2011

(contd.)

Lap 11			Lap 12			Lap 13			Lap 14			Lap 15		
No	Behind	Laptime	No	Behind	Laptime	No	Behind	Laptime	No	Behind	Laptime	No	Behind	Laptime
66		48.581	66		48.377	1		48.538	1		47.889	1		48.204
1	0.221	48.566	1	0.429	48.585	66	0.423	49.390	22	2 LAPS	56.114	66	0.438	48.161
26	1 LAP	54.329	29	1 LAP	53.300	61	2 LAPS	57.520	66	0.481	47.947	33	1 LAP	53.122
62	1 LAP	54.235	26	1 LAP	52.802	29	1 LAP	52.834	32	13.679	51.174	22	2 LAPS	55.944
55	1 LAP	53.726	32	9.560	50.551	32	10.394	49.801	61	2 LAPS	57.447	32	14.880	49.405
32	7.386	49.051	55	1 LAP	53.389	26	1 LAP	52.931	26	1 LAP	52.625	82	19.552	50.530
82	12.646	49.229	62	1 LAP	55.488	55	1 LAP	52.870	29	1 LAP	56.317	26	1 LAP	52.680
20	16.996	49.907	82	13.724	49.455	82	14.519	49.762	82	17.226	50.596	29	1 LAP	53.186
69	1 LAP	54.980	20	18.330	49.711	62	1 LAP	53.991	55	1 LAP	53.349	20	24.397	50.472
38	24.751	50.509	38	26.613	50.239	20	19.349	49.986	20	22.129	50.669	55	1 LAP	53.692
22	1 LAP	55.287	69	1 LAP	54.486	38	28.079	50.433	62	1 LAP	53.071	61	2 LAPS	56.679
63	37.476	51.266	63	40.882	51.783	69	1 LAP	54.612	38	30.198	50.008	62	1 LAP	52.952
65	38.043	51.297	65	41.032	51.366	63	43.471	51.556	69	1 LAP	55.088	38	32.091	50.097
33	39.478	51.783	22	1 LAP	55.328	65	43.679	51.614	63	46.504	50.922	69	1 LAP	54.425
61	1 LAP	57.010	33	42.675	51.574	33	45.830	52.122	65	47.407	51.617			

Car 33, transponder still faulty.
Weather/Track: Sun/Dry

Brands Hatch
Circuit Length = 1.1990 miles.
Start: 17:06 End: 17:21

HSCC Classic Formula 3

RACE 7 - LAP CHART - Brands Hatch - 11 September 2011

(contd.)

Lap 16			Lap 17			Lap 18			Lap 19			Lap 20		
No	Behind	Laptime	No	Behind	Laptime	No	Behind	Laptime	No	Behind	Laptime	No	Behind	Laptime
1		48.995	1		48.444	1		48.108	1		48.562			
66	0.341	48.898	66	0.278	48.381	66	0.465	48.295	66	0.382	48.479			
63	1 LAP	53.475	69	2 LAPS	55.861	63	1 LAP	51.464	61	3 LAPS	57.534			
65	1 LAP	52.643	63	1 LAP	51.266	65	1 LAP	51.377	63	1 LAP	51.594			
33	1 LAP	51.800	65	1 LAP	51.655	69	2 LAPS	56.133	65	1 LAP	51.306			
22	2 LAPS	55.647	33	1 LAP	51.533	33	1 LAP	51.647	33	1 LAP	54.163			
32	15.169	49.284	32	16.551	49.826	32	17.704	49.261	69	2 LAPS	54.911			
82	20.357	49.800	22	2 LAPS	55.185	82	23.725	49.897	32	18.874	49.732			
26	1 LAP	51.976	82	21.936	50.023	22	2 LAPS	55.298	82	25.257	50.094			
29	1 LAP	52.104	20	27.670	50.758	20	29.506	49.944	20	31.049	50.105			
20	25.356	49.954	26	1 LAP	52.570	26	1 LAP	52.867	22	2 LAPS	54.876			
55	1 LAP	52.616	29	1 LAP	52.728	29	1 LAP	52.587	26	1 LAP	52.712			
62	1 LAP	52.764	55	1 LAP	52.617	38	37.284	50.551	29	1 LAP	52.930			
38	33.132	50.036	38	34.841	50.153	55	1 LAP	52.983	38	38.479	49.757			
61	2 LAPS	56.803	62	1 LAP	52.815	62	1 LAP	52.250	55	1 LAP	53.150			
			61	2 LAPS	56.489				62	1 LAP	52.689			

Car 33, transponder still faulty.
Weather/Track: Sun/Dry

Brands Hatch
Circuit Length = 1.1990 miles.
Start: 17:06 End: 17:21

HSCC Classic Racing Cars

RACE 8 - QUALIFYING - Brands Hatch - 11 September 2011

POS	NO	CL	DRIVER	NAT	CAR	TIME	LAPS	GAP	MPH
1	1	G	Ian GRAY		Brabham BT16	51.387	15		83.99
2	59	G	Ian JONES		Lotus 59	51.993	14	0.606	83.01
3	49	G	Martin ANSLOW		Brabham BT21	52.331	14	0.944	82.48
4	5	G	Sean MCCLURG		Brabham BT21A	53.021	14	1.634	81.40
5	60	D	Tim KARY		Brabham BT28	54.066	14	2.679	79.83
6	96	D	Keith MESSER		Vesey	54.333	14	2.946	79.44
7	6	D	Leif BOSSON		Brabham BT28	54.333	14	2.946	79.44
8	10	D	Jim CHAPMAN		Lotus 59	54.360	14	2.973	79.40
9	38	G	John BROWN		Merlyn Mk9	54.671	14	3.284	78.95
10	71	D	Chris HOLLAND		Brabham BT21	55.102	14	3.715	78.33
11	91	F	John CROWELL		Lola T200	56.075	13	4.688	76.97
12	73	G	John RAND		Palliser WDB2	56.807	12	5.420	75.98
13	62	D	Geoffrey O'NION		Tecno F3	59.350	13	7.963	72.72
14	92	F	Martin HAINES		Merlyn MK20	59.794	13	8.407	72.18
15	41	G	Peter HAMILTON		Tecno	1:00.027	13	8.640	71.90
16	32	G	Julian JUDD		Jovis	1:03.416	12	12.029	68.06
17	16	D	Nigel MILLER		Brabham BT21	1:04.022	12	12.635	67.42

Weather/Track: Sun/Dry

These results are provisional until the conclusion of any judicial and technical matters.

Brands Hatch

Circuit Length = 1.1990 miles.

Start: 12:34 End: 12:46

Clerk of the Course:

Timekeeper:

HSCC Classic Racing Cars

RACE 8 - QUALIFYING LAP ANALYSIS - Brands Hatch - 11 September 2011

1	Ian GRAY					Brabham BT16
1 -	X:00.000P	6 -	53.213	11 -	51.988	
2 -	1:10.741	7 -	53.189	12 -	52.197	
3 -	55.854	8 -	51.878	13 -	51.917	
4 -	53.572	9 -	51.400	14 -	52.066	
5 -	52.691	10 -	51.920	15 -	51.387	
5	Sean MCCLURG					Brabham BT21A
1 -	X:00.000P	6 -	55.131	11 -	53.021	
2 -	1:11.172	7 -	53.355	12 -	53.908	
3 -	58.774	8 -	55.131	13 -	54.230	
4 -	58.452	9 -	53.833	14 -	54.243	
5 -	56.300	10 -	53.053			
6	Leif BOSSON					Brabham BT28
1 -	X:00.000P	6 -	55.048	11 -	54.622	
2 -	1:12.000	7 -	55.001	12 -	54.698	
3 -	59.155	8 -	55.950	13 -	55.525	
4 -	57.302	9 -	54.333	14 -	56.658	
5 -	55.829	10 -	54.561			
10	Jim CHAPMAN					Lotus 59
1 -	X:00.000P	6 -	56.134	11 -	54.446	
2 -	1:09.016	7 -	55.646	12 -	54.566	
3 -	58.283	8 -	57.745	13 -	54.360	
4 -	56.842	9 -	54.647	14 -	55.204	
5 -	57.837	10 -	55.786			
16	Nigel MILLER					Brabham BT21
1 -	X:00.000P	6 -	1:06.454	11 -	1:04.454	
2 -	1:16.248	7 -	1:07.612	12 -	1:04.981	
3 -	1:05.921	8 -	1:04.148			
4 -	1:05.710	9 -	1:04.022			
5 -	1:04.322	10 -	1:05.239			
32	Julian JUDD					Jovis
1 -	X:00.000P	6 -	1:05.767	11 -	1:03.416	
2 -	1:18.190	7 -	1:04.570	12 -	1:05.032	
3 -	1:07.864	8 -	1:04.390			
4 -	1:05.551	9 -	1:04.243			
5 -	1:06.913	10 -	1:05.021			

Weather/Track: Sun/Dry

www.mstworld.com

Page 1 of 3

Brands Hatch
Circuit Length = 1.1990 miles.
Start: 12:34 End: 12:46

Printed - 12:59 Sunday, 11 September 2011

HSCC Classic Racing Cars

RACE 8 - QUALIFYING LAP ANALYSIS - Brands Hatch - 11 September 2011

(contd.)

38	John BROWN	Merlyn Mk9
1 - X:00.000P	6 - 55.533	11 - 55.921
2 - 1:12.462	7 - 55.329	12 - 54.873
3 - 56.721	8 - 57.510	13 - 56.944
4 - 55.507	9 - 56.362	14 - 54.671
5 - 55.145	10 - 55.735	
41	Peter HAMILTON	Tecno
1 - X:00.000P	6 - 1:00.510	11 - 1:04.793
2 - 1:19.196	7 - 1:00.027	12 - 1:03.204
3 - 1:02.632	8 - 1:01.486	13 - 1:00.367
4 - 1:01.807	9 - 1:00.564	
5 - 1:00.847	10 - 1:00.611	
49	Martin ANSLOW	Brabham BT21
1 - X:00.000P	6 - 52.639	11 - 57.680
2 - 1:05.260	7 - 52.331	12 - 52.640
3 - 56.108	8 - 1:01.005	13 - 1:01.906
4 - 52.746	9 - 1:02.342	14 - 56.326
5 - 52.561	10 - 1:04.235	
59	Ian JONES	Lotus 59
1 - X:00.000P	6 - 53.767	11 - 52.285
2 - 1:12.598	7 - 53.602	12 - 52.790
3 - 57.923	8 - 52.706	13 - 52.053
4 - 55.239	9 - 53.044	14 - 51.993
5 - 54.103	10 - 53.863	
60	Tim KARY	Brabham BT28
1 - X:00.000P	6 - 55.605	11 - 54.320
2 - 1:09.417	7 - 55.439	12 - 54.066
3 - 57.646	8 - 55.505	13 - 55.755
4 - 57.024	9 - 55.339	14 - 54.411
5 - 56.431	10 - 54.632	
61	Harvey SYKES	Merlyn Mk17

Weather/Track: Sun/Dry

www.mstworld.com

Page 2 of 3

Brands Hatch
Circuit Length = 1.1990 miles.
Start: 12:34 End: 12:46

Printed - 12:59 Sunday, 11 September 2011

HSCC Classic Racing Cars

RACE 8 - QUALIFYING LAP ANALYSIS - Brands Hatch - 11 September 2011

(contd.)

62	Geoffrey O'NION				Tecno F3
1 -	X:00.000P	6 -	1:00.488	11 -	59.557
2 -	1:16.384	7 -	1:00.047	12 -	59.350
3 -	1:05.149	8 -	1:00.208	13 -	1:00.000
4 -	1:02.047	9 -	1:00.047		
5 -	1:01.464	10 -	1:00.030		
71	Chris HOLLAND				Brabham BT21
1 -	X:00.000P	6 -	56.481	11 -	55.365
2 -	1:08.318	7 -	55.775	12 -	55.329
3 -	57.821	8 -	55.406	13 -	56.237
4 -	56.673	9 -	55.102	14 -	55.176
5 -	55.867	10 -	55.489		
73	John RAND				Palliser WDB2
1 -	X:00.000	6 -	57.814	11 -	56.992
2 -	59.916	7 -	57.333	12 -	56.807
3 -	59.512	8 -	57.857		
4 -	58.774	9 -	57.152		
5 -	57.919	10 -	58.160		
91	John CROWELL				Lola T200
1 -	X:00.000P	6 -	56.075	11 -	57.196
2 -	1:12.286	7 -	56.987	12 -	57.135
3 -	57.222	8 -	57.473	13 -	57.345
4 -	1:00.719	9 -	58.240		
5 -	57.824	10 -	57.450		
92	Martin HAINES				Merlyn MK20
1 -	X:00.000P	6 -	59.815	11 -	1:00.761
2 -	1:14.132	7 -	59.876	12 -	1:00.035
3 -	1:03.664	8 -	59.794	13 -	1:00.160
4 -	1:01.396	9 -	59.813		
5 -	1:00.284	10 -	1:00.295		
96	Keith MESSER				Vesey
1 -	X:00.000P	6 -	54.428	11 -	55.015
2 -	1:11.669	7 -	54.333	12 -	55.817
3 -	56.258	8 -	55.429	13 -	54.470
4 -	55.191	9 -	55.690	14 -	56.527
5 -	55.018	10 -	55.921		

Weather/Track: Sun/Dry

www.mstworld.com

Page 3 of 3


Brands Hatch
Circuit Length = 1.1990 miles.
Start: 12:34 End: 12:46

Printed - 12:59 Sunday, 11 September 2011

HSCC Classic Racing Cars

RACE 8 - GRID - Brands Hatch - 11 September 2011

ROW 9	16 MILLER	61 SYKES
ROW 8	41 HAMILTON	32 JUDD
ROW 7	62 O'NION	92 HAINES
ROW 6	91 CROWELL	73 RAND
ROW 5	38 BROWN	71 HOLLAND
ROW 4	6 BOSSON	10 CHAPMAN
ROW 3	60 KARY	96 MESSER
ROW 2	49 ANSLOW	5 MCCLURG
ROW 1	1 GRAY	59 JONES
	POLE	



Car 61 allowed to start at back of grid.

Weather/Track: Sun/Dry

These results are provisional until the conclusion of any judicial and technical matters.

Brands Hatch

Circuit Length = 1.1990 miles.

Start: 12:34 End: 12:46

Clerk of the Course:

Timekeeper:

HSCC Classic Racing Cars

RACE 8 - CLASSIFICATION - Brands Hatch - 11 September 2011

POS	NO	CL	DRIVER	NAT	CAR	TIME	LAPS	GAP	MPH	BEST
1	1	G	Ian GRAY		Brabham BT16	14:59.755	17		81.62	51.645
2	49	G	Martin ANSLOW		Brabham BT21	15:07.853	17	8.098	80.89	52.138
3	59	G	Ian JONES		Lotus 59	15:08.585	17	8.830	80.83	52.325
4	60	D	Tim KARY		Brabham BT28	15:51.358	17	51.603	77.19	54.543
5	71	D	Chris HOLLAND		Brabham BT21	15:52.126	17	52.371	77.13	54.333
6	10	D	Jim CHAPMAN		Lotus 59	15:57.332	17	57.577	76.71	54.117
7	38	G	John BROWN		Merlyn Mk9	16:05.590	17	1:05.835	76.06	54.387
8	96	D	Keith MESSER		Vesey	15:16.907	16	1 LAP	75.39	54.321
9	6	D	Leif BOSSON		Brabham BT28	15:22.101	16	1 LAP	74.96	55.744
10	73	G	John RAND		Palliser WDB2	15:29.188	16	1 LAP	74.39	56.743
11	41	G	Peter HAMILTON		Tecno	15:39.801	16	1 LAP	73.55	56.479
12	91	F	John CROWELL		Lola T200	15:42.894	16	1 LAP	73.31	57.161
13	62	D	Geoffrey O'NION		Tecno F3	15:02.457	15	2 LAPS	71.81	58.057
14	61	F	Harvey SYKES		Merlyn Mk17	15:30.701	15	2 LAPS	69.63	1:00.282
15	32	G	Julian JUDD		Jovis	15:21.924	14	3 LAPS	65.61	1:04.031
16	16	D	Nigel MILLER		Brabham BT21	15:35.731	14	3 LAPS	64.64	1:04.228

NOT CLASSIFIED

92	F	Martin HAINES		Merlyn MK20	11:01.781	11	D.N.F.	71.84	58.298
5	G	Sean MCCLURG		Brabham BT21A	2:03.074	2	D.N.F.	70.67	59.342

FASTEST LAP

1	G	Ian GRAY		Brabham BT16	51.645	12	83.57mph	134.50kph
10	D	Jim CHAPMAN		Lotus 59	54.117	8	79.76mph	128.36kph
91	F	John CROWELL		Lola T200	57.161	16	75.51mph	121.52kph

Weather/Track: Sun/Dry

These results are provisional until the conclusion of any judicial and technical matters.

Brands Hatch

Circuit Length = 1.1990 miles.

Start: 17:29 End: 17:44

Clerk of the Course:

Timekeeper:

HSCC Classic Racing Cars

RACE 8 - LAP ANALYSIS - Brands Hatch - 11 September 2011

1	Ian GRAY	Brabham BT16					
1 -	59.515	6 -	52.080	11 -	52.084	16 -	53.220
2 -	53.005	7 -	52.550	12 -	51.645	17 -	53.014
3 -	52.975	8 -	52.344	13 -	52.884		
4 -	52.593	9 -	53.041	14 -	52.258		
5 -	52.391	10 -	51.793	15 -	52.363		
5	Sean MCCLURG	Brabham BT21A					
1 -	1:03.732						
2 -	59.342						
6	Leif BOSSON	Brabham BT28					
1 -	1:06.194	6 -	56.402	11 -	56.275	16 -	59.468
2 -	56.338	7 -	56.322	12 -	57.289		
3 -	56.636	8 -	57.841	13 -	59.649		
4 -	56.259	9 -	55.744	14 -	56.866		
5 -	56.886	10 -	56.495	15 -	57.437		
10	Jim CHAPMAN	Lotus 59					
1 -	1:05.196	6 -	54.931	11 -	54.145	16 -	57.004
2 -	56.325	7 -	57.205	12 -	55.295	17 -	1:00.171
3 -	55.126	8 -	54.117	13 -	56.082		
4 -	55.294	9 -	54.424	14 -	55.846		
5 -	54.989	10 -	55.640	15 -	55.542		
16	Nigel MILLER	Brabham BT21					
1 -	1:16.133	6 -	1:06.600	11 -	1:07.065		
2 -	1:06.185	7 -	1:06.877	12 -	1:06.939		
3 -	1:05.299	8 -	1:05.986	13 -	1:05.153		
4 -	1:06.128	9 -	1:07.112	14 -	1:05.854		
5 -	1:06.172	10 -	1:04.228				
32	Julian JUDD	Jovis					
1 -	1:15.643	6 -	1:05.715	11 -	1:06.800		
2 -	1:05.605	7 -	1:04.100	12 -	1:04.948		
3 -	1:05.060	8 -	1:04.815	13 -	1:04.709		
4 -	1:04.142	9 -	1:04.891	14 -	1:05.790		
5 -	1:04.031	10 -	1:05.675				

Weather/Track: Sun/Dry

www.mstworld.com

Page 1 of 3

Brands Hatch
Circuit Length = 1.1990 miles.
Start: 17:29 End: 17:44

Printed - 17:46 Sunday, 11 September 2011

HSCC Classic Racing Cars

RACE 8 - LAP ANALYSIS - Brands Hatch - 11 September 2011

(contd.)

38	John BROWN	Merlyn Mk9					
1 -	1:04.867	6 -	55.143	11 -	55.084	16 -	55.803
2 -	56.057	7 -	56.507	12 -	55.197	17 -	1:09.775
3 -	55.043	8 -	54.387	13 -	56.234		
4 -	55.232	9 -	54.464	14 -	55.888		
5 -	55.274	10 -	54.932	15 -	55.703		
41	Peter HAMILTON	Tecno					
1 -	1:09.582	6 -	57.681	11 -	57.601	16 -	56.479
2 -	58.835	7 -	57.434	12 -	57.898		
3 -	1:01.717	8 -	58.496	13 -	57.398		
4 -	59.559	9 -	57.268	14 -	57.353		
5 -	58.870	10 -	56.896	15 -	56.734		
49	Martin ANSLOW	Brabham BT21					
1 -	1:01.471	6 -	52.329	11 -	52.520	16 -	53.544
2 -	52.138	7 -	52.677	12 -	52.765	17 -	52.230
3 -	52.347	8 -	52.703	13 -	52.709		
4 -	52.483	9 -	52.394	14 -	55.442		
5 -	52.405	10 -	52.350	15 -	55.346		
59	Ian JONES	Lotus 59					
1 -	1:00.257	6 -	53.270	11 -	52.377	16 -	54.022
2 -	53.160	7 -	52.430	12 -	52.798	17 -	52.343
3 -	53.252	8 -	52.325	13 -	52.510		
4 -	53.464	9 -	52.667	14 -	53.084		
5 -	52.504	10 -	53.645	15 -	54.477		
60	Tim KARY	Brabham BT28					
1 -	1:03.226	6 -	54.685	11 -	55.393	16 -	55.582
2 -	55.489	7 -	56.201	12 -	55.325	17 -	55.450
3 -	55.367	8 -	54.543	13 -	56.429		
4 -	55.906	9 -	54.853	14 -	55.929		
5 -	54.776	10 -	56.729	15 -	55.475		
61	Harvey SYKES	Merlyn Mk17					
1 -	1:15.189	6 -	1:01.056	11 -	1:00.822		
2 -	1:01.813	7 -	1:00.382	12 -	1:01.778		
3 -	1:02.100	8 -	1:00.493	13 -	1:00.789		
4 -	1:01.345	9 -	1:02.036	14 -	1:01.077		
5 -	1:00.654	10 -	1:00.282	15 -	1:00.885		

Weather/Track: Sun/Dry

www.mstworld.com

Page 2 of 3

Brands Hatch
Circuit Length = 1.1990 miles.
Start: 17:29 End: 17:44

Printed - 17:46 Sunday, 11 September 2011

HSCC Classic Racing Cars

RACE 8 - LAP ANALYSIS - Brands Hatch - 11 September 2011

(contd.)

62	Geoffrey O'NION					Tecno F3
1 -	1:10.749	6 -	59.050	11 -	58.057	
2 -	59.669	7 -	59.118	12 -	1:01.776	
3 -	1:00.479	8 -	58.804	13 -	59.090	
4 -	1:00.068	9 -	58.486	14 -	59.329	
5 -	1:00.022	10 -	58.305	15 -	59.455	
71	Chris HOLLAND					Brabham BT21
1 -	1:04.454	6 -	55.683	11 -	55.145	
2 -	55.951	7 -	56.064	12 -	55.097	
3 -	55.843	8 -	54.453	13 -	55.926	
4 -	55.320	9 -	54.333	14 -	56.192	
5 -	55.153	10 -	55.852	15 -	55.250	
73	John RAND					Palliser WDB2
1 -	1:07.573	6 -	57.123	11 -	57.327	
2 -	57.408	7 -	57.230	12 -	57.218	
3 -	58.099	8 -	58.475	13 -	57.236	
4 -	57.482	9 -	57.790	14 -	56.935	
5 -	57.147	10 -	57.530	15 -	56.743	
91	John CROWELL					Lola T200
1 -	1:08.623	6 -	58.607	11 -	58.546	
2 -	59.268	7 -	58.884	12 -	57.620	
3 -	1:00.082	8 -	57.655	13 -	57.459	
4 -	58.345	9 -	58.142	14 -	57.203	
5 -	59.442	10 -	58.542	15 -	57.315	
92	Martin HAINES					Merlyn MK20
1 -	1:09.329	6 -	59.132	11 -	58.464	
2 -	59.340	7 -	58.633			
3 -	1:00.633	8 -	59.485			
4 -	59.784	9 -	58.298			
5 -	59.647	10 -	59.036			
96	Keith MESSER					Vesey
1 -	1:04.155	6 -	55.023	11 -	54.321	
2 -	56.025	7 -	54.809	12 -	55.212	
3 -	1:10.310	8 -	55.320	13 -	56.205	
4 -	57.256	9 -	54.894	14 -	56.343	
5 -	57.221	10 -	54.642	15 -	58.384	

Weather/Track: Sun/Dry

www.mstworld.com

Page 3 of 3

Brands Hatch
Circuit Length = 1.1990 miles.
Start: 17:29 End: 17:44

Printed - 17:46 Sunday, 11 September 2011

HSCC Classic Racing Cars

RACE 8 - LAP CHART - Brands Hatch - 11 September 2011

Lap 1			Lap 2			Lap 3			Lap 4			Lap 5		
No	Behind	Laptime	No	Behind	Laptime	No	Behind	Laptime	No	Behind	Laptime	No	Behind	Laptime
1		59.515	1		53.005	1		52.975	1		52.593	1		52.391
59	0.742	1:00.257	59	0.897	53.160	49	0.461	52.347	49	0.351	52.483	49	0.365	52.405
49	1.956	1:01.471	49	1.089	52.138	59	1.174	53.252	59	2.045	53.464	59	2.158	52.504
60	3.711	1:03.226	60	6.195	55.489	60	8.587	55.367	60	11.900	55.906	16	1 LAP	1:06.128
5	4.217	1:03.732	96	7.660	56.025	38	10.472	55.043	38	13.111	55.232	60	14.285	54.776
96	4.640	1:04.155	71	7.885	55.951	71	10.753	55.843	71	13.480	55.320	38	15.994	55.274
71	4.939	1:04.454	38	8.404	56.057	10	11.152	55.126	10	13.853	55.294	71	16.242	55.153
38	5.352	1:04.867	10	9.001	56.325	6	13.673	56.636	6	17.339	56.259	10	16.451	54.989
10	5.681	1:05.196	6	10.012	56.338	73	17.585	58.099	73	22.474	57.482	6	21.834	56.886
6	6.679	1:06.194	5	10.554	59.342	91	22.478	1:00.082	91	28.230	58.345	73	27.230	57.147
73	8.058	1:07.573	73	12.461	57.408	92	23.807	1:00.633	96	29.658	57.256	96	34.488	57.221
91	9.108	1:08.623	91	15.371	59.268	41	24.639	1:01.717	92	30.998	59.784	91	35.281	59.442
92	9.814	1:09.329	41	15.897	58.835	96	24.995	1:10.310	41	31.605	59.559	41	38.084	58.870
41	10.067	1:09.582	92	16.149	59.340	62	25.402	1:00.479	62	32.877	1:00.068	92	38.254	59.647
62	11.234	1:10.749	62	17.898	59.669	61	33.607	1:02.100	61	42.359	1:01.345	62	40.508	1:00.022
61	15.674	1:15.189	61	24.482	1:01.813	32	40.813	1:05.060	32	52.362	1:04.142	61	50.622	1:00.654
32	16.128	1:15.643	32	28.728	1:05.605	16	42.122	1:05.299						
16	16.618	1:16.133	16	29.798	1:06.185									

Weather/Track: Sun/Dry

www.mstworld.com

Page 1 of 4

Brands Hatch
Circuit Length = 1.1990 miles.
Start: 17:29 End: 17:44

Printed - 17:46 Sunday, 11 September 2011

HSCC Classic Racing Cars

RACE 8 - LAP CHART - Brands Hatch - 11 September 2011

(contd.)

Lap 6			Lap 7			Lap 8			Lap 9			Lap 10		
No	Behind	Laptime	No	Behind	Laptime	No	Behind	Laptime	No	Behind	Laptime	No	Behind	Laptime
1		52.080	1		52.550	1		52.344	1		53.041	1		51.793
49	0.614	52.329	49	0.741	52.677	49	1.100	52.703	91	1 LAP	57.655	49	1.010	52.350
59	3.348	53.270	59	3.228	52.430	62	1 LAP	59.118	49	0.453	52.394	59	4.687	53.645
32	1 LAP	1:04.031	61	1 LAP	1:01.056	59	3.209	52.325	41	1 LAP	58.496	91	1 LAP	58.142
60	16.890	54.685	60	20.541	56.201	61	1 LAP	1:00.382	59	2.835	52.667	16	2 LAPS	1:05.986
16	1 LAP	1:06.172	38	23.014	56.507	60	22.740	54.543	92	1 LAP	59.485	41	1 LAP	57.268
38	19.057	55.143	71	23.359	56.064	38	25.057	54.387	62	1 LAP	58.804	92	1 LAP	58.298
10	19.302	54.931	10	23.957	57.205	71	25.468	54.453	61	1 LAP	1:00.493	62	1 LAP	58.486
71	19.845	55.683	32	1 LAP	1:05.715	10	25.730	54.117	60	24.552	54.853	60	29.488	56.729
6	26.156	56.402	6	29.928	56.322	6	35.425	57.841	38	26.480	54.464	38	29.619	54.932
73	32.273	57.123	16	1 LAP	1:06.600	32	1 LAP	1:04.100	71	26.760	54.333	71	30.819	55.852
96	37.431	55.023	73	36.953	57.230	96	42.666	55.320	10	27.113	54.424	10	30.960	55.640
91	41.808	58.607	96	39.690	54.809	73	43.084	58.475	6	38.128	55.744	61	1 LAP	1:02.036
41	43.685	57.681	91	48.142	58.884	16	1 LAP	1:06.877	96	44.519	54.894	6	42.830	56.495
92	45.306	59.132	41	48.569	57.434				73	47.833	57.790	96	47.368	54.642
62	47.478	59.050	92	51.389	58.633				32	1 LAP	1:04.815			

Weather/Track: Sun/Dry

www.mstworld.com

Page 2 of 4

Brands Hatch
Circuit Length = 1.1990 miles.
Start: 17:29 End: 17:44

Printed - 17:46 Sunday, 11 September 2011

HSCC Classic Racing Cars

RACE 8 - LAP CHART - Brands Hatch - 11 September 2011

(contd.)

Lap 11			Lap 12			Lap 13			Lap 14			Lap 15		
No	Behind	Laptime	No	Behind	Laptime	No	Behind	Laptime	No	Behind	Laptime	No	Behind	Laptime
1		52.084	1		51.645	1		52.884	1		52.258	1		52.363
49	1.446	52.520	49	2.566	52.765	96	1 LAP	55.212	96	1 LAP	56.205	96	1 LAP	56.343
73	1 LAP	57.530	59	6.133	52.798	49	2.391	52.709	49	5.575	55.442	49	8.558	55.346
59	4.980	52.377	73	1 LAP	57.327	59	5.759	52.510	59	6.585	53.084	59	8.699	54.477
32	2 LAPS	1:04.891	41	1 LAP	57.601	73	1 LAP	57.218	61	2 LAPS	1:01.778	16	3 LAPS	1:06.939
41	1 LAP	56.896	91	1 LAP	58.546	41	1 LAP	57.898	6	1 LAP	59.649	6	1 LAP	56.866
91	1 LAP	58.542	32	2 LAPS	1:05.675	91	1 LAP	57.620	73	1 LAP	57.236	61	2 LAPS	1:00.789
92	1 LAP	59.036	92	1 LAP	58.464	62	1 LAP	1:01.776	41	1 LAP	57.398	73	1 LAP	56.935
62	1 LAP	58.305	62	1 LAP	58.057	32	2 LAPS	1:06.800	91	1 LAP	57.459	41	1 LAP	57.353
16	2 LAPS	1:07.112	16	2 LAPS	1:04.228	38	39.521	56.234	62	1 LAP	59.090	91	1 LAP	57.203
38	32.619	55.084	38	36.171	55.197	10	39.869	56.082	38	43.151	55.888	38	46.491	55.703
60	32.797	55.393	60	36.477	55.325	60	40.022	56.429	10	43.457	55.846	10	46.636	55.542
10	33.021	54.145	10	36.671	55.295	71	40.374	55.926	60	43.693	55.929	60	46.805	55.475
71	33.880	55.145	71	37.332	55.097	16	2 LAPS	1:07.065	71	44.308	56.192	71	47.195	55.250
61	1 LAP	1:00.282	61	1 LAP	1:00.822				32	2 LAPS	1:04.948	62	1 LAP	59.329
6	47.021	56.275	6	52.665	57.289									
96	49.605	54.321												

Weather/Track: Sun/Dry

www.mstworld.com

Page 3 of 4

Brands Hatch
Circuit Length = 1.1990 miles.
Start: 17:29 End: 17:44

Printed - 17:46 Sunday, 11 September 2011

HSCC Classic Racing Cars

RACE 8 - LAP CHART - Brands Hatch - 11 September 2011

(contd.)

Lap 16			Lap 17			Lap 18			Lap 19			Lap 20		
No	Behind	Laptime	No	Behind	Laptime	No	Behind	Laptime	No	Behind	Laptime	No	Behind	Laptime
1		53.220	1		53.014									
49	8.882	53.544	62	2 LAPS	59.455									
32	3 LAPS	1:04.709	49	8.098	52.230									
59	9.501	54.022	59	8.830	52.343									
96	1 LAP	58.384	96	1 LAP	56.787									
6	1 LAP	57.437	32	3 LAPS	1:05.790									
61	2 LAPS	1:01.077	6	1 LAP	59.468									
16	3 LAPS	1:05.153	73	1 LAP	57.872									
73	1 LAP	56.743	61	2 LAPS	1:00.885									
41	1 LAP	56.734	16	3 LAPS	1:05.854									
91	1 LAP	57.315	41	1 LAP	56.479									
38	49.074	55.803	91	1 LAP	57.161									
60	49.167	55.582	60	51.603	55.450									
71	49.581	55.606	71	52.371	55.804									
10	50.420	57.004	10	57.577	1:00.171									
			38	1:05.835	1:09.775									

Weather/Track: Sun/Dry

www.mstworld.com

Page 4 of 4

Brands Hatch
Circuit Length = 1.1990 miles.
Start: 17:29 End: 17:44

Printed - 17:46 Sunday, 11 September 2011

HSCC FJHRA Historic Formula Junior Race B Front Engine

RACE 9 - QUALIFYING - Brands Hatch - 11 September 2011

POS	NO	CL	DRIVER	NAT	CAR	TIME	LAPS	GAP	MPH
1	2	B2	Jack WOODHOUSE		Elva 100	56.427	14		76.49
2	25	B2	Andrew TART		Bond	56.919	13	0.492	75.83
3	5	B2	Simon GOODLIFF		Lola Mk2	57.293	13	0.866	75.33
4	51	B2	Robin LONGDON		Lola Mk2	57.354	13	0.927	75.25
5	3	B2	Stuart TIZZARD		Lola Mk2	58.166	10	1.739	74.20
6	22	B2	Justin FLEMING		Elva 100	58.711	13	2.284	73.51
7	14	B2	Crispian BESLEY		Elva 100	59.392	13	2.965	72.67
8	10	B2	Martin WALFORD		Bond	59.935	13	3.508	72.01
9	7	B2	Duncan RABAGLIATI		Alexis HF1	1:01.611	12	5.184	70.05
10	27	B2	Chris FEATHERSTONE		Gemini MK2	1:01.699	12	5.272	69.95
11	13	B2	Keith ROACH		Gemini Mk2	1:01.720	13	5.293	69.93
12	26	B2	Roger DEXTER		Elva 100	1:02.725	12	6.298	68.81
13	17	B1	Vernon WILLIAMSON		Scorpion	1:03.405	12	6.978	68.07
14	28	E	Ash WALLER		Sadler FJ	1:05.292	11	8.865	66.10
15	19	A	Jan BIEKENS		Stanguellini FJ	1:05.417	12	8.990	65.98
16	12	A	Jim CHAPMAN		Osca	1:06.149	6	9.722	65.25
17	112	A	Tony PEARSON		Bandini	1:06.398	11	9.971	65.00
18	16	A	Gordon WRIGHT		Stanguellini	1:06.426	12	9.999	64.98
19	11	B2	Brian MITCHAM		Mallock U2	1:06.714	2	10.287	64.70
20	21	B2	David BRAND		BMC Mk1	1:10.743	6	14.316	61.01
21	18	F	Michael HIBBERD		Whitfill Special	1:21.896	10	25.469	52.70

Weather/Track: Sun/Dry

These results are provisional until the conclusion of any judicial and technical matters.

Brands Hatch
Circuit Length = 1.1990 miles.
Start: 12:52 End: 13:04

Clerk of the Course:		Timekeeper:
----------------------	--	-------------

HSCC FJHRA Historic Formula Junior Race B Front Engine
RACE 9 - QUALIFYING LAP ANALYSIS - Brands Hatch - 11 September 2011

2	Jack WOODHOUSE	Elva 100
1 -	6:32.141P	6 - 59.507
2 -	1:06.505	7 - 57.353
3 -	57.676	8 - 58.136
4 -	1:00.306	9 - 57.243
5 -	58.442	10 - 58.837
11 -	56.518	12 - 56.427
13 -	58.415	14 - 57.443
3	Stuart TIZZARD	Lola Mk2
1 -	6:29.298P	6 - 59.733
2 -	1:10.683	7 - 59.377
3 -	1:00.486	8 - 58.511
4 -	1:00.823	9 - 58.166
5 -	1:00.314	10 - 1:35.807P
5	Simon GOODLIFF	Lola Mk2
1 -	6:45.731P	6 - 59.667
2 -	1:10.874	7 - 58.583
3 -	1:00.737	8 - 59.356
4 -	57.855	9 - 58.435
5 -	58.331	10 - 58.369
11 -	57.917	12 - 58.380
13 -	57.293	
7	Duncan RABAGLIATI	Alexis HF1
1 -	6:42.087P	6 - 1:01.762
2 -	1:12.362	7 - 1:01.611
3 -	1:07.124	8 - 1:02.373
4 -	1:04.668	9 - 1:02.297
5 -	1:04.140	10 - 1:02.641
11 -	1:02.537	12 - 1:02.351
10	Martin WALFORD	Bond
1 -	6:40.871P	6 - 1:01.162
2 -	1:11.370	7 - 1:02.352
3 -	1:02.970	8 - 1:03.449
4 -	1:03.478	9 - 1:01.037
5 -	1:01.366	10 - 59.935
11 -	1:00.991	12 - 1:00.258
13 -	1:00.472	
11	Brian MITCHAM	Mallock U2
1 -	6:49.485P	
2 -	1:06.714	

Weather/Track: Sun/Dry

www.mstworld.com

Page 1 of 4

Brands Hatch
 Circuit Length = 1.1990 miles.
 Start: 12:52 End: 13:04

Printed - 13:08 Sunday, 11 September 2011

HSCC FJHRA Historic Formula Junior Race B Front Engine
RACE 9 - QUALIFYING LAP ANALYSIS - Brands Hatch - 11 September 2011
 (contd.)

12	Jim CHAPMAN	Osca	
1 -	6:30.786P	6 - 1:06.149	
2 -	1:15.913		
3 -	1:25.256		
4 -	1:07.820		
5 -	1:06.548		
13	Keith ROACH	Gemini Mk2	
1 -	6:35.063P	6 - 1:01.720	11 - 1:02.674
2 -	1:11.408	7 - 1:04.430	12 - 1:03.430
3 -	1:03.735	8 - 1:04.709	13 - 1:05.254
4 -	1:03.114	9 - 1:02.008	
5 -	1:03.611	10 - 1:02.118	
14	Crispian BESLEY	Elva 100	
1 -	6:33.780P	6 - 59.595	11 - 1:00.034
2 -	1:06.849	7 - 1:00.396	12 - 59.684
3 -	59.776	8 - 59.436	13 - 59.536
4 -	1:00.740	9 - 59.870	
5 -	59.392	10 - 1:00.257	
16	Gordon WRIGHT	Stanguellini	
1 -	6:44.831P	6 - 1:07.809	11 - 1:06.776
2 -	1:18.722	7 - 1:06.426	12 - 1:08.082
3 -	1:13.220	8 - 1:07.416	
4 -	1:09.241	9 - 1:06.756	
5 -	1:07.534	10 - 1:07.270	
17	Vernon WILLIAMSON	Scorpion	
1 -	6:43.232P	6 - 1:05.429	11 - 1:04.325
2 -	1:16.905	7 - 1:05.380	12 - 1:03.405
3 -	1:08.353	8 - 1:04.171	
4 -	1:06.203	9 - 1:05.018	
5 -	1:05.833	10 - 1:05.203	
18	Michael HIBBERD	Whitfill Special	
1 -	7:06.056P	6 - 1:26.378	
2 -	1:26.238	7 - 1:24.122	
3 -	1:22.015	8 - 1:23.219	
4 -	1:24.852	9 - 1:21.896	
5 -	1:22.595	10 - 1:22.237	

Weather/Track: Sun/Dry

www.mstworld.com

Page 2 of 4

Brands Hatch
 Circuit Length = 1.1990 miles.
 Start: 12:52 End: 13:04

Printed - 13:08 Sunday, 11 September 2011

HSCC FJHRA Historic Formula Junior Race B Front Engine
RACE 9 - QUALIFYING LAP ANALYSIS - Brands Hatch - 11 September 2011
 (contd.)

19	Jan BIEKENS	Stanguellini FJ
1 - 6:37.112P	6 - 1:06.612	11 - 1:07.487
2 - 1:15.414	7 - 1:05.417	12 - 1:06.627
3 - 1:08.083	8 - 1:06.163	
4 - 1:07.538	9 - 1:06.086	
5 - 1:06.104	10 - 1:07.092	
21	David BRAND	BMC Mk1
1 - 6:54.633P	6 - 1:42.715P	
2 - 1:21.742		
3 - 1:12.549		
4 - 1:10.743		
5 - 1:11.594		
22	Justin FLEMING	Elva 100
1 - 6:52.728P	6 - 59.635	11 - 1:01.157
2 - 1:10.731	7 - 58.711	12 - 59.795
3 - 1:04.334	8 - 1:00.771	13 - 1:01.132
4 - 59.602	9 - 1:00.404	
5 - 1:00.004	10 - 58.894	
25	Andrew TART	Bond
1 - 6:38.533P	6 - 58.084	11 - 57.420
2 - 1:08.335	7 - 58.509	12 - 57.420
3 - 59.207	8 - 58.478	13 - 57.145
4 - 58.482	9 - 57.626	
5 - 57.655	10 - 56.919	
26	Roger DEXTER	Elva 100
1 - 6:58.565P	6 - 1:04.812	11 - 1:07.131
2 - 1:15.613	7 - 1:04.379	12 - 1:07.154
3 - 1:07.255	8 - 1:03.544	
4 - 1:09.595	9 - 1:03.011	
5 - 1:08.914	10 - 1:02.725	
27	Chris FEATHERSTONE	Gemini MK2
1 - 6:47.713P	6 - 1:02.642	11 - 1:01.699
2 - 1:15.001	7 - 1:03.487	12 - 1:02.105
3 - 1:05.992	8 - 1:01.864	
4 - 1:04.164	9 - 1:02.638	
5 - 1:02.440	10 - 1:02.933	

Weather/Track: Sun/Dry

www.mstworld.com

Page 3 of 4

Brands Hatch
 Circuit Length = 1.1990 miles.
 Start: 12:52 End: 13:04

Printed - 13:08 Sunday, 11 September 2011


HSCC FJHRA Historic Formula Junior Race B Front Engine
RACE 9 - QUALIFYING LAP ANALYSIS - Brands Hatch - 11 September 2011
 (contd.)

28	Ash WALLER	Sadler FJ
1 - 7:02.413P	6 - 1:08.377	11 - 1:05.292
2 - 1:22.046	7 - 1:06.852	
3 - 1:13.305	8 - 1:06.600	
4 - 1:09.079	9 - 1:05.938	
5 - 1:08.160	10 - 1:05.878	
51	Robin LONGDON	Lola Mk2
1 - 6:56.371P	6 - 59.449	11 - 59.759
2 - 1:13.437	7 - 58.701	12 - 58.556
3 - 1:05.678	8 - 58.906	13 - 58.716
4 - 1:01.440	9 - 58.228	
5 - 58.932	10 - 57.354	
112	Tony PEARSON	Bandini
1 - 6:51.123P	6 - 1:08.488	11 - 1:08.196
2 - 1:19.115	7 - 1:09.037	
3 - 1:09.633	8 - 1:06.398	
4 - 1:09.475	9 - 1:07.380	
5 - 1:06.995	10 - 1:07.683	

HSCC FJHRA Historic Formula Junior Race B Front Engine

RACE 9 - GRID - Brands Hatch - 11 September 2011

ROW 11	18 HIBBERD	
ROW 10	11 MITCHAM	21 BRAND
ROW 9	112 PEARSON	16 WRIGHT
ROW 8	19 BIEKENS	12 CHAPMAN
ROW 7	17 WILLIAMSON	28 WALLER
ROW 6	13 ROACH	26 DEXTER
ROW 5	7 RABAGLIATI	27 FEATHERSTONE
ROW 4	14 BESLEY	10 WALFORD
ROW 3	3 TIZZARD	22 FLEMING
ROW 2	5 GOODLIFF	51 LONGDON
ROW 1	2 WOODHOUSE	25 TART
	POLE	



Weather/Track: Sun/Dry

These results are provisional until the conclusion of any judicial and technical matters.

Brands Hatch

Circuit Length = 1.1990 miles.

Start: 12:52 End: 13:04

Clerk of the Course:

Timekeeper:

HSCC FJHRA Historic Formula Junior Race B Front Engine

RACE 9 - CLASSIFICATION - Brands Hatch - 11 September 2011

POS	NO	CL	DRIVER	NAT	CAR	TIME	LAPS	GAP	MPH	BEST
1	2	B2	Jack WOODHOUSE		Elva 100	15:19.855	16		75.15	56.494
2	51	B2	Robin LONGDON		Lola Mk2	15:23.795	16	3.940	74.83	56.801
3	5	B2	Simon GOODLIFF		Lola Mk2	15:25.090	16	5.235	74.72	56.646
4	25	B2	Andrew TART		Bond	15:31.901	16	12.046	74.17	56.695
5	3	B2	Stuart TIZZARD		Lola Mk2	15:45.590	16	25.735	73.10	57.997
6	14	B2	Crispian BESLEY		Elva 100	15:54.708	16	34.853	72.40	58.252
7	22	B2	Justin FLEMING		Elva 100	16:01.592	16	41.737	71.88	58.752
8	10	B2	Martin WALFORD		Bond	15:31.793	15	1 LAP	69.55	1:00.223
9	27	B2	Chris FEATHERSTONE		Gemini MK2	15:39.695	15	1 LAP	68.97	1:00.815
10	7	B2	Duncan RABAGLIATI		Alexis HF1	15:43.842	15	1 LAP	68.66	1:01.811
11	13	B2	Keith ROACH		Gemini Mk2	15:50.540	15	1 LAP	68.18	1:01.488
12	26	B2	Roger DEXTER		Elva 100	15:54.562	15	1 LAP	67.89	1:01.991
13	19	A	Jan BIEKENS		Stanguellini FJ	15:28.439	14	2 LAPS	65.15	1:03.939
14	16	A	Gordon WRIGHT		Stanguellini	15:33.366	14	2 LAPS	64.81	1:04.259
15	12	A	Jim CHAPMAN		Osca	16:00.549	14	2 LAPS	62.97	1:05.123
16	112	A	Tony PEARSON		Bandini	15:20.877	13	3 LAPS	61.00	1:06.105
17	18	F	Michael HIBBERD		Whitfill Special	16:28.742	12	4 LAPS	52.45	1:19.105

NOT CLASSIFIED

11	B2	Brian MITCHAM		Mallock U2	9:00.417	9	D.N.F.	72.00	57.733
28	E	Ash WALLER		Sadler FJ	6:45.659	6	D.N.F.	64.00	1:04.266
17	B1	Vernon WILLIAMSON		Scorpion	3:59.870	3	D.N.F.	54.25	1:02.943
21	B2	David BRAND		BMC Mk1		0	D.N.F.	N/A	

FASTEST LAP

2	B2	Jack WOODHOUSE		Elva 100	56.494	6	76.40mph	122.96kph
17	B1	Vernon WILLIAMSON		Scorpion	1:02.943	2	68.57mph	110.36kph
19	A	Jan BIEKENS		Stanguellini FJ	1:03.939	3	67.50mph	108.64kph
28	E	Ash WALLER		Sadler FJ	1:04.266	5	67.16mph	108.09kph
18	F	Michael HIBBERD		Whitfill Special	1:19.105	2	54.56mph	87.81kph

Weather/Track: Sun/Dry

These results are provisional until the conclusion of any judicial and technical matters.

Brands Hatch

Circuit Length = 1.1990 miles.

Start: 17:55 End: 18:11

Clerk of the Course:

Timekeeper:

HSCC FJHRA Historic Formula Junior Race B Front Engine

RACE 9 - LAP ANALYSIS - Brands Hatch - 11 September 2011

2	Jack WOODHOUSE	Elva 100					
1 -	1:03.051	6 -	56.494	11 -	57.900	16 -	56.679
2 -	57.123	7 -	57.421	12 -	57.418		
3 -	56.736	8 -	57.370	13 -	56.983		
4 -	56.522	9 -	56.888	14 -	57.893		
5 -	56.646	10 -	56.838	15 -	57.893		
3	Stuart TIZZARD	Lola Mk2					
1 -	1:07.590	6 -	58.052	11 -	58.647	16 -	58.101
2 -	58.923	7 -	58.311	12 -	58.427		
3 -	58.017	8 -	58.247	13 -	58.615		
4 -	57.997	9 -	1:00.786	14 -	58.578		
5 -	58.011	10 -	58.296	15 -	58.992		
5	Simon GOODLIFF	Lola Mk2					
1 -	1:04.522	6 -	56.964	11 -	57.565	16 -	58.105
2 -	57.013	7 -	58.167	12 -	58.061		
3 -	56.928	8 -	57.656	13 -	57.081		
4 -	56.937	9 -	56.646	14 -	57.731		
5 -	56.933	10 -	57.052	15 -	57.729		
7	Duncan RABAGLIATI	Alexis HF1					
1 -	1:11.156	6 -	1:02.371	11 -	1:02.701		
2 -	1:02.638	7 -	1:02.250	12 -	1:02.040		
3 -	1:02.012	8 -	1:02.547	13 -	1:02.395		
4 -	1:01.811	9 -	1:02.090	14 -	1:02.324		
5 -	1:02.373	10 -	1:03.291	15 -	1:01.843		
10	Martin WALFORD	Bond					
1 -	1:09.999	6 -	1:00.223	11 -	1:01.107		
2 -	1:01.259	7 -	1:00.684	12 -	1:01.514		
3 -	1:01.466	8 -	1:01.025	13 -	1:03.235		
4 -	1:01.055	9 -	1:01.412	14 -	1:03.282		
5 -	1:01.021	10 -	1:01.856	15 -	1:02.655		
11	Brian MITCHAM	Mallock U2					
1 -	1:12.767	6 -	57.789				
2 -	59.482	7 -	58.078				
3 -	59.972	8 -	58.836				
4 -	57.965	9 -	57.795				
5 -	57.733						

Weather/Track: Sun/Dry

www.mstworld.com

Page 1 of 4

Brands Hatch
Circuit Length = 1.1990 miles.
Start: 17:55 End: 18:11

Printed - 18:14 Sunday, 11 September 2011

HSCC FJHRA Historic Formula Junior Race B Front Engine
RACE 9 - LAP ANALYSIS - Brands Hatch - 11 September 2011
 (contd.)

12	Jim CHAPMAN	Osca	
1 - 1:17.104	6 - 1:05.123	11 - 1:09.658	
2 - 1:05.444	7 - 1:06.698	12 - 1:10.345	
3 - 1:08.338	8 - 1:05.202	13 - 1:11.594	
4 - 1:06.225	9 - 1:10.276	14 - 1:11.655	
5 - 1:05.512	10 - 1:07.375		
13	Keith ROACH	Gemini Mk2	
1 - 1:13.016	6 - 1:01.488	11 - 1:02.025	
2 - 1:03.572	7 - 1:01.863	12 - 1:02.767	
3 - 1:04.333	8 - 1:01.525	13 - 1:03.349	
4 - 1:02.376	9 - 1:02.069	14 - 1:04.018	
5 - 1:02.268	10 - 1:02.999	15 - 1:02.872	
14	Crispian BESLEY	Elva 100	
1 - 1:06.222	6 - 58.757	11 - 59.307	16 - 59.527
2 - 58.342	7 - 58.879	12 - 59.195	
3 - 58.491	8 - 59.600	13 - 59.361	
4 - 58.252	9 - 1:00.736	14 - 59.610	
5 - 59.268	10 - 59.300	15 - 59.861	
16	Gordon WRIGHT	Stanguellini	
1 - 1:18.606	6 - 1:05.341	11 - 1:04.620	
2 - 1:05.497	7 - 1:06.249	12 - 1:04.472	
3 - 1:07.366	8 - 1:05.168	13 - 1:05.058	
4 - 1:05.845	9 - 1:08.877	14 - 1:06.339	
5 - 1:05.669	10 - 1:04.259		
17	Vernon WILLIAMSON	Scorpion	
1 - 1:12.574			
2 - 1:02.943			
3 - 1:44.353P			
18	Michael HIBBERD	Whitfill Special	
1 - 1:32.108	6 - 1:21.145	11 - 1:21.237	
2 - 1:19.105	7 - 1:20.913	12 - 1:22.823	
3 - 1:20.734	8 - 1:22.498		
4 - 1:22.075	9 - 1:22.455		
5 - 1:22.280	10 - 1:21.369		

Weather/Track: Sun/Dry

www.mstworld.com

Page 2 of 4

Brands Hatch
 Circuit Length = 1.1990 miles.
 Start: 17:55 End: 18:11

Printed - 18:14 Sunday, 11 September 2011

HSCC FJHRA Historic Formula Junior Race B Front Engine
RACE 9 - LAP ANALYSIS - Brands Hatch - 11 September 2011
 (contd.)

19	Jan BIEKENS	Stanguellini FJ			
1 -	1:15.128	6 -	1:07.012	11 -	1:06.389
2 -	1:04.070	7 -	1:09.485	12 -	1:04.607
3 -	1:03.939	8 -	1:05.929	13 -	1:04.375
4 -	1:05.157	9 -	1:05.252	14 -	1:04.755
5 -	1:06.171	10 -	1:06.170		
21	David BRAND	BMC Mk1			
22	Justin FLEMING	Elva 100			
1 -	1:07.164	6 -	59.243	11 -	59.873
2 -	1:00.078	7 -	58.839	12 -	1:00.758
3 -	59.629	8 -	59.951	13 -	59.062
4 -	59.393	9 -	58.752	14 -	58.765
5 -	58.977	10 -	1:02.071	15 -	59.641
25	Andrew TART	Bond			
1 -	1:05.110	6 -	57.374	11 -	58.375
2 -	57.539	7 -	57.566	12 -	57.970
3 -	57.066	8 -	57.864	13 -	58.821
4 -	57.300	9 -	57.546	14 -	58.410
5 -	56.695	10 -	57.724	15 -	58.171
26	Roger DEXTER	Elva 100			
1 -	1:14.435	6 -	1:02.216	11 -	1:02.431
2 -	1:03.426	7 -	1:01.991	12 -	1:02.365
3 -	1:03.636	8 -	1:02.667	13 -	1:03.179
4 -	1:02.995	9 -	1:02.272	14 -	1:02.498
5 -	1:03.663	10 -	1:03.844	15 -	1:02.944
27	Chris FEATHERSTONE	Gemini MK2			
1 -	1:11.466	6 -	1:01.542	11 -	1:01.601
2 -	1:04.243	7 -	1:01.408	12 -	1:02.396
3 -	1:04.311	8 -	1:00.815	13 -	1:02.605
4 -	1:02.023	9 -	1:01.452	14 -	1:01.570
5 -	1:01.899	10 -	1:01.201	15 -	1:01.163

Weather/Track: Sun/Dry

www.mstworld.com

Page 3 of 4

Brands Hatch
 Circuit Length = 1.1990 miles.
 Start: 17:55 End: 18:11

Printed - 18:14 Sunday, 11 September 2011

HSCC FJHRA Historic Formula Junior Race B Front Engine
RACE 9 - LAP ANALYSIS - Brands Hatch - 11 September 2011
 (contd.)

28	Ash WALLER	Sadler FJ			
1 -	1:17.836	6 -	1:06.207		
2 -	1:05.226				
3 -	1:06.176				
4 -	1:05.948				
5 -	1:04.266				
51	Robin LONGDON	Lola Mk2			
1 -	1:03.634	6 -	56.867	11 -	57.599
2 -	57.146	7 -	58.348	12 -	57.249
3 -	57.014	8 -	57.323	13 -	58.022
4 -	57.181	9 -	56.801	14 -	57.748
5 -	57.020	10 -	56.936	15 -	57.751
112	Tony PEARSON	Bandini			
1 -	1:18.846	6 -	1:08.211	11 -	1:17.042
2 -	1:07.360	7 -	1:07.850	12 -	1:17.529
3 -	1:07.129	8 -	1:06.105	13 -	1:17.468
4 -	1:06.318	9 -	1:08.352		
5 -	1:07.182	10 -	1:11.485		

HSCC FJHRA Historic Formula Junior Race B Front Engine
RACE 9 - LAP CHART - Brands Hatch - 11 September 2011

Lap 1			Lap 2			Lap 3			Lap 4			Lap 5		
No	Behind	Laptime	No	Behind	Laptime	No	Behind	Laptime	No	Behind	Laptime	No	Behind	Laptime
2		1:03.051	2		57.123	2		56.736	2		56.522	2		56.646
51	0.583	1:03.634	51	0.606	57.146	51	0.884	57.014	51	1.543	57.181	51	1.917	57.020
5	1.471	1:04.522	5	1.361	57.013	5	1.553	56.928	5	1.968	56.937	5	2.255	56.933
25	2.059	1:05.110	25	2.475	57.539	25	2.805	57.066	25	3.583	57.300	25	3.632	56.695
14	3.171	1:06.222	14	4.390	58.342	14	6.145	58.491	17	1 LAP	1:44.353P	3	10.460	58.011
22	4.113	1:07.164	3	6.339	58.923	3	7.620	58.017	14	7.875	58.252	14	10.497	59.268
3	4.539	1:07.590	22	7.068	1:00.078	22	9.961	59.629	3	9.095	57.997	22	15.163	58.977
10	6.948	1:09.999	10	11.084	1:01.259	11	15.311	59.972	22	12.832	59.393	11	17.841	57.733
7	8.105	1:11.156	11	12.075	59.482	10	15.814	1:01.466	11	16.754	57.965	10	24.722	1:01.021
27	8.415	1:11.466	7	13.620	1:02.638	7	18.896	1:02.012	18	1 LAP	1:20.734	7	29.912	1:02.373
17	9.523	1:12.574	17	15.343	1:02.943	27	23.110	1:04.311	10	20.347	1:01.055	27	33.864	1:01.899
11	9.716	1:12.767	27	15.535	1:04.243	13	24.011	1:04.333	7	24.185	1:01.811	13	35.487	1:02.268
13	9.965	1:13.016	13	16.414	1:03.572	26	24.587	1:03.636	27	28.611	1:02.023	26	38.077	1:03.663
26	11.384	1:14.435	26	17.687	1:03.426	19	26.227	1:03.939	13	29.865	1:02.376	18	1 LAP	1:22.075
19	12.077	1:15.128	19	19.024	1:04.070	28	32.328	1:06.176	26	31.060	1:02.995	19	44.387	1:06.171
12	14.053	1:17.104	12	22.374	1:05.444	12	33.976	1:08.338	19	34.862	1:05.157	28	49.374	1:04.266
28	14.785	1:17.836	28	22.888	1:05.226	16	34.559	1:07.366	28	41.754	1:05.948	12	52.545	1:05.512
16	15.555	1:18.606	16	23.929	1:05.497	112	36.425	1:07.129	12	43.679	1:06.225	16	52.905	1:05.669
112	15.795	1:18.846	112	26.032	1:07.360				16	43.882	1:05.845			
18	29.057	1:32.108	18	51.039	1:19.105				112	46.221	1:06.318			

Weather/Track: Sun/Dry

www.mstworld.com

Page 1 of 4

Brands Hatch
 Circuit Length = 1.1990 miles.
 Start: 17:55 End: 18:11

Printed - 18:15 Sunday, 11 September 2011

HSCC FJHRA Historic Formula Junior Race B Front Engine
RACE 9 - LAP CHART - Brands Hatch - 11 September 2011
 (contd.)

Lap 6			Lap 7			Lap 8			Lap 9			Lap 10		
No	Behind	Laptime	No	Behind	Laptime	No	Behind	Laptime	No	Behind	Laptime	No	Behind	Laptime
2		56.494	2		57.421	2		57.370	2		56.888	2		56.838
112	1 LAP	1:07.182	28	1 LAP	1:06.207	51	3.170	57.323	51	3.083	56.801	26	1 LAP	1:02.272
51	2.290	56.867	51	3.217	58.348	5	3.757	57.656	5	3.515	56.646	51	3.181	56.936
5	2.725	56.964	5	3.471	58.167	25	5.151	57.864	25	5.809	57.546	18	3 LAPS	1:20.913
25	4.512	57.374	12	1 LAP	1:05.123	19	1 LAP	1:09.485	3	17.683	1:00.786	5	3.729	57.052
3	12.018	58.052	16	1 LAP	1:05.341	12	1 LAP	1:06.698	19	1 LAP	1:05.929	25	6.695	57.724
14	12.760	58.757	25	4.657	57.566	16	1 LAP	1:06.249	14	20.296	1:00.736	3	19.141	58.296
22	17.912	59.243	112	1 LAP	1:08.211	3	13.785	58.247	12	1 LAP	1:05.202	14	22.758	59.300
11	19.136	57.789	18	2 LAPS	1:22.280	14	16.448	59.600	16	1 LAP	1:05.168	19	1 LAP	1:05.252
10	28.451	1:00.223	3	12.908	58.311	11	21.259	58.836	11	22.166	57.795	22	29.008	1:02.071
7	35.789	1:02.371	14	14.218	58.879	112	1 LAP	1:07.850	22	23.775	58.752	16	1 LAP	1:08.877
27	38.912	1:01.542	22	19.330	58.839	22	21.911	59.951	112	1 LAP	1:06.105	12	1 LAP	1:10.276
13	40.481	1:01.488	11	19.793	58.078	10	35.369	1:01.025	10	39.893	1:01.412	112	1 LAP	1:08.352
26	43.799	1:02.216	10	31.714	1:00.684	18	2 LAPS	1:21.145	27	50.908	1:01.452	10	44.911	1:01.856
19	54.905	1:07.012	7	40.618	1:02.250	7	45.795	1:02.547	7	50.997	1:02.090	27	55.271	1:01.201
			27	42.899	1:01.408	27	46.344	1:00.815	13	54.259	1:02.069	7	57.450	1:03.291
			13	44.923	1:01.863	13	49.078	1:01.525						
			26	48.369	1:01.991	26	53.666	1:02.667						

Weather/Track: Sun/Dry

www.mstworld.com

Brands Hatch
 Circuit Length = 1.1990 miles.
 Start: 17:55 End: 18:11

HSCC FJHRA Historic Formula Junior Race B Front Engine
RACE 9 - LAP CHART - Brands Hatch - 11 September 2011
 (contd.)

Lap 11			Lap 12			Lap 13			Lap 14			Lap 15		
No	Behind	Laptime	No	Behind	Laptime	No	Behind	Laptime	No	Behind	Laptime	No	Behind	Laptime
2		57.900	2		57.418	2		56.983	2		57.893	2		57.893
13	1 LAP	1:02.999	27	1 LAP	1:01.601	51	3.750	58.022	10	1 LAP	1:03.235	19	2 LAPS	1:04.375
51	2.880	57.599	51	2.711	57.249	5	4.135	57.081	51	3.605	57.748	51	3.463	57.751
5	3.394	57.565	5	4.037	58.061	27	1 LAP	1:02.396	5	3.973	57.731	5	3.809	57.729
25	7.170	58.375	7	1 LAP	1:02.701	25	9.560	58.821	25	10.077	58.410	16	2 LAPS	1:05.058
26	1 LAP	1:03.844	13	1 LAP	1:02.025	7	1 LAP	1:02.040	27	1 LAP	1:02.605	10	1 LAP	1:03.282
3	19.888	58.647	25	7.722	57.970	13	1 LAP	1:02.767	12	2 LAPS	1:10.345	25	10.355	58.171
14	24.165	59.307	26	1 LAP	1:02.431	112	2 LAPS	1:17.042	7	1 LAP	1:02.395	27	1 LAP	1:01.570
18	3 LAPS	1:22.498	3	20.897	58.427	26	1 LAP	1:02.365	13	1 LAP	1:03.349	7	1 LAP	1:02.324
22	30.981	59.873	14	25.942	59.195	3	22.529	58.615	18	4 LAPS	1:21.369	3	24.313	58.992
19	1 LAP	1:06.170	22	34.321	1:00.758	14	28.320	59.361	3	23.214	58.578	13	1 LAP	1:04.018
16	1 LAP	1:04.259	19	1 LAP	1:06.389	22	36.400	59.062	26	1 LAP	1:03.179	12	2 LAPS	1:11.594
12	1 LAP	1:07.375	16	1 LAP	1:04.620	19	1 LAP	1:04.607	14	30.037	59.610	26	1 LAP	1:02.498
10	48.118	1:01.107	10	52.214	1:01.514	16	1 LAP	1:04.472	22	37.272	58.765	14	32.005	59.861
112	1 LAP	1:11.485	18	3 LAPS	1:22.455				112	2 LAPS	1:17.529	22	39.020	59.641
			12	1 LAP	1:09.658							18	4 LAPS	1:21.237

Weather/Track: Sun/Dry

www.mstworld.com

Brands Hatch
 Circuit Length = 1.1990 miles.
 Start: 17:55 End: 18:11

HSCC FJHRA Historic Formula Junior Race B Front Engine
RACE 9 - LAP CHART - Brands Hatch - 11 September 2011
 (contd.)

Lap 16			Lap 17			Lap 18			Lap 19			Lap 20		
No	Behind	Laptime	No	Behind	Laptime	No	Behind	Laptime	No	Behind	Laptime	No	Behind	Laptime
2		56.679												
112	3 LAPS	1:17.468												
51	3.940	57.156												
5	5.235	58.105												
19	2 LAPS	1:04.755												
10	1 LAP	1:02.655												
25	12.046	58.370												
16	2 LAPS	1:06.339												
27	1 LAP	1:01.163												
7	1 LAP	1:01.843												
3	25.735	58.101												
13	1 LAP	1:02.872												
26	1 LAP	1:02.944												
14	34.853	59.527												
12	2 LAPS	1:11.655												
22	41.737	59.396												
18	4 LAPS	1:22.823												

Weather/Track: Sun/Dry

www.mstworld.com

Page 4 of 4

Brands Hatch
 Circuit Length = 1.1990 miles.
 Start: 17:55 End: 18:11

Printed - 18:15 Sunday, 11 September 2011