



HISTORIC RACE MEETING

Brands Hatch Indy Circuit

10th September 2006



Results Provided by MST Sports Timing Ltd
www.msttiming.com

HSCC "Grandstand Motor Sport Tours" Historic Formula Ford QUALIFYING FOR RACE 1

POS	NO	CL	DRIVER	NAT	CAR	TIME	LAPS	GAP	MPH
1	1		Neil FOWLER		Lola T200	52.190	17		82.70
2	87		Nelson ROWE		Crossle 20F	52.289	14	0.099	82.54
3	42		Nigel BANCROFT		Crossle 20F	53.470	17	1.280	80.72
4	38		M GRANT PETERKIN		Brabham BT21	53.473	15	1.283	80.72
5	26		Laurie BENNETT		Elfin 600B	53.710	10	1.520	80.36
6	12		David FLORY		Lola T200	53.754	16	1.564	80.29
7	57		David WILD		Lola T200	53.784	16	1.594	80.25
8	86		George FOWLER		Macon MR8	53.791	16	1.601	80.24
9	27		Dick DIXON		Lotus 61	54.259	16	2.069	79.55
10	48		Crispin SCHLAEFLI		Macon MR8	54.651	16	2.461	78.98
11	34		Philip NORRIS		Macon MR8	55.093	16	2.903	78.34
12	47		Tony DEMPSTER		Lola T200	55.307	16	3.117	78.04
13	6		Neil DAVIES		Lotus 61MX	55.612	16	3.422	77.61
14	93	N	Andrew MANSELL		Merlyn Mk11A	55.899	15	3.709	77.21
15	99	N	Jack UTLEY		Merlyn Mk20	56.241	15	4.051	76.74
16	59		Terence TUMBER		Lola T200	56.719	10	4.529	76.10
17	61		John FORD		Lotus 61	57.036	15	4.846	75.67
18	96	N	Alan FAIRBROTHER		Merlyn Mk20	58.502	13	6.312	73.78

Weather : Sunny / Dry

These results are provisional until the conclusion of any judicial and technical matters.

Brands Hatch

Circuit Length = 1.1990 miles.

Start: 10:00 End: 10:15

Clerk of Course:	Stewards:	Timekeeper:
------------------	-----------	-------------

HSCC "Grandstand Motor Sport Tours" Historic Formula Ford LAP ANALYSIS - QUALIFYING RACE 1

1	Neil FOWLER				Lola T200
1 -	1:14.779	6 -	52.190	11 -	52.383
2 -	54.345	7 -	52.195	12 -	52.808
3 -	53.123	8 -	52.216	13 -	52.607
4 -	54.000	9 -	52.384	14 -	52.507
5 -	52.757	10 -	53.134	15 -	52.712
6	Neil DAVIES				Lotus 61MX
1 -	1:32.131	6 -	56.037	11 -	56.246
2 -	1:00.041	7 -	56.191	12 -	55.972
3 -	57.117	8 -	55.904	13 -	55.903
4 -	56.473	9 -	56.597	14 -	56.566
5 -	55.768	10 -	55.612	15 -	56.370
12	David FLORY				Lola T200
1 -	1:16.070	6 -	53.950	11 -	53.828
2 -	55.566	7 -	53.941	12 -	57.306
3 -	54.745	8 -	54.008	13 -	54.081
4 -	54.395	9 -	53.919	14 -	55.984
5 -	54.854	10 -	53.908	15 -	53.754
26	Laurie BENNETT				Elfin 600B
1 -	1:12.599	6 -	53.877		
2 -	55.313	7 -	54.153		
3 -	55.201	8 -	54.437		
4 -	53.710	9 -	54.418		
5 -	53.776	10 -	53.729		
27	Dick DIXON				Lotus 61
1 -	1:32.061	6 -	54.259	11 -	55.068
2 -	56.981	7 -	55.731	12 -	55.536
3 -	55.134	8 -	54.891	13 -	57.447
4 -	54.710	9 -	54.839	14 -	55.359
5 -	54.587	10 -	54.601	15 -	55.867
34	Philip NORRIS				Macon MR8
1 -	1:38.225	6 -	55.524	11 -	56.989
2 -	57.865	7 -	56.800	12 -	55.646
3 -	56.800	8 -	55.589	13 -	55.107
4 -	57.399	9 -	56.535	14 -	55.556
5 -	58.579	10 -	55.696	15 -	55.093
38	M GRANT PETERKIN				Brabham BT21
1 -	1:28.550	6 -	53.809	11 -	53.473
2 -	57.208	7 -	53.817	12 -	53.896
3 -	55.126	8 -	53.479	13 -	54.383
4 -	54.684	9 -	1:37.512P	14 -	54.290
5 -	53.844	10 -	1:21.667	15 -	55.410

Weather : Sunny / Dry

HSCC "Grandstand Motor Sport Tours" Historic Formula Ford LAP ANALYSIS - QUALIFYING RACE 1

(contd.)

42	Nigel BANCROFT					Crossle 20F	
1 -	1:14.779	6 -	54.207	11 -	53.703	16 -	53.470
2 -	55.600	7 -	53.780	12 -	54.199	17 -	54.099
3 -	54.909	8 -	53.982	13 -	55.984		
4 -	53.909	9 -	53.641	14 -	54.381		
5 -	54.869	10 -	53.724	15 -	54.109		
47	Tony DEMPSTER					Lola T200	
1 -	1:18.171	6 -	56.458	11 -	56.147	16 -	56.596
2 -	56.220	7 -	55.858	12 -	55.503		
3 -	56.273	8 -	55.307	13 -	55.956		
4 -	55.554	9 -	55.380	14 -	55.735		
5 -	55.590	10 -	55.384	15 -	55.523		
48	Crispin SCHLAEFLI					Macon MR8	
1 -	1:14.709	6 -	54.686	11 -	55.154	16 -	55.116
2 -	56.367	7 -	56.248	12 -	55.400		
3 -	54.985	8 -	54.930	13 -	55.639		
4 -	55.644	9 -	55.240	14 -	55.250		
5 -	56.779	10 -	54.981	15 -	54.651		
57	David WILD					Lola T200	
1 -	1:16.470	6 -	54.078	11 -	54.020	16 -	54.553
2 -	55.737	7 -	57.376	12 -	54.225		
3 -	54.501	8 -	53.837	13 -	54.104		
4 -	55.055	9 -	53.875	14 -	55.833		
5 -	54.046	10 -	53.784	15 -	54.666		
59	Terence TUMBER					Lola T200	
1 -	1:32.523	6 -	58.496				
2 -	57.754	7 -	58.218				
3 -	56.971	8 -	59.397				
4 -	56.719	9 -	1:00.544				
5 -	57.389	10 -	57.865				
61	John FORD					Lotus 61	
1 -	1:29.115	6 -	57.143	11 -	57.135		
2 -	59.905	7 -	57.036	12 -	59.711		
3 -	59.356	8 -	57.677	13 -	58.561		
4 -	57.476	9 -	58.605	14 -	57.930		
5 -	57.542	10 -	57.310	15 -	57.218		
86	George FOWLER					Macon MR8	
1 -	1:13.928	6 -	54.586	11 -	54.062	16 -	54.391
2 -	56.095	7 -	54.165	12 -	1:01.682		
3 -	54.716	8 -	54.096	13 -	55.210		
4 -	54.841	9 -	53.836	14 -	54.761		
5 -	54.322	10 -	53.791	15 -	54.408		


Weather : Sunny / Dry

HSCC "Grandstand Motor Sport Tours" Historic Formula Ford LAP ANALYSIS - QUALIFYING RACE 1

(contd.)

87	Nelson ROWE				Crossle 20F
1 -	1:09.388	6 -	52.410	11 -	52.634
2 -	53.343	7 -	52.289	12 -	53.703
3 -	52.500	8 -	52.429	13 -	52.797
4 -	52.732	9 -	2:25.177P	14 -	52.479
5 -	52.940	10 -	1:04.497		
93	Andrew MANSELL				Merlyn Mk11A
1 -	1:34.679	6 -	57.063	11 -	56.249
2 -	1:00.900	7 -	57.733	12 -	58.815
3 -	56.924	8 -	56.444	13 -	56.551
4 -	56.425	9 -	58.375	14 -	55.899
5 -	58.013	10 -	55.931	15 -	56.182
96	Alan FAIRBROTHER				Merlyn Mk20
1 -	1:47.878	6 -	1:01.296	11 -	1:00.543
2 -	1:05.567	7 -	59.761	12 -	59.981
3 -	1:03.697	8 -	1:01.714	13 -	58.502
4 -	1:04.058	9 -	1:00.510		
5 -	1:02.104	10 -	1:01.126		
99	Jack UTLEY				Merlyn Mk20
1 -	1:25.487	6 -	56.241	11 -	59.837
2 -	59.625	7 -	58.426	12 -	56.366
3 -	58.601	8 -	58.731	13 -	57.811
4 -	58.296	9 -	57.466	14 -	56.311
5 -	57.295	10 -	56.752	15 -	56.992

HSCC "Grandstand Motor Sport Tours" Historic Formula Ford GRID FOR RACE 1

ROW 9	61 FORD	96 FAIRBROTHER
ROW 8	99 UTLEY	59 TUMBER
ROW 7	6 DAVIES	93 MANSELL
ROW 6	34 NORRIS	47 DEMPSTER
ROW 5	27 DIXON	48 SCHLAEFLI
ROW 4	57 WILD	86 FOWLER
ROW 3	26 BENNETT	12 FLORY
ROW 2	42 BANCROFT	38 GRANT PETERKIN
ROW 1	1 FOWLER	87 ROWE
	POLE	
		

Weather : Sunny / Dry

These results are provisional until the conclusion of any judicial and technical matters.

Brands Hatch

Circuit Length = 1.1990 miles.

Start: 10:00 End: 10:15

Clerk of Course:

Stewards:

Timekeeper:

HSCC "Grandstand Motor Sport Tours" Historic Formula Ford PROVISIONAL RESULT - RACE 1

POS	NO	CL	DRIVER	NAT	CAR	TIME	LAPS	GAP	MPH	BEST
1	1		Neil FOWLER		Lola T200	15:02.339	17		81.39	52.367
2	87		Nelson ROWE		Crossle 20F	15:02.474	17	0.135	81.38	52.317
3	38		M GRANT PETERKIN		Brabham BT21	15:28.342	17	26.003	79.11	53.712
4	42		Nigel BANCROFT		Crossle 20F	15:28.404	17	26.065	79.11	53.566
5	86		George FOWLER		Macon MR8	15:29.709	17	27.370	79.00	53.823
6	26		Laurie BENNETT		Elfin 600B	15:29.948	17	27.609	78.98	53.831
7	57		David WILD		Lola T200	15:30.271	17	27.932	78.95	53.593
8	48		Crispin SCHLAEFLI		Macon MR8	15:47.771	17	45.432	77.49	54.760
9	6		Neil DAVIES		Lotus 61MX	15:54.355	17	52.016	76.96	54.848
10	27		Dick DIXON		Lotus 61	15:58.623	17	56.284	76.61	54.714
11	47		Tony DEMPSTER		Lola T200	15:04.596	16	1 LAP	76.42	55.206
12	61		John FORD		Lotus 61	15:19.626	16	1 LAP	75.17	56.039
13	93	N	Andrew MANSELL		Merlyn Mk11A	15:29.774	16	1 LAP	74.35	56.997
14	96	N	Alan FAIRBROTHER		Merlyn Mk20	15:50.944	16	1 LAP	72.69	57.897
15	59		Terence TUMBER		Lola T200	15:52.073	16	1 LAP	72.61	57.260
NOT CLASSIFIED										
34			Philip NORRIS		Macon MR8	14:10.097	15	D.N.F.	76.24	54.891
12			David FLORY		Lola T200	4:40.070	5	D.N.F.	77.30	53.986
99	N		Jack UTLEY		Merlyn Mk20	1:07.370	1	D.N.F.	65.08	1:07.370
FASTEST LAP										
87			Nelson ROWE		Crossle 20F	52.317	11	82.50mph	132.77kph	
93	N		Andrew MANSELL		Merlyn Mk11A	56.997	12	75.73mph	121.87kph	

Weather : Sunny / Dry

These results are provisional until the conclusion of any judicial and technical matters.

Brands Hatch

Circuit Length = 1.1990 miles.

Start: 14:01 End: 14:16

Clerk of Course:	Stewards:	Timekeeper:
------------------	-----------	-------------

HSCC "Grandstand Motor Sport Tours" Historic Formula Ford LAP CHART FOR RACE 1

Lap 1			Lap 2			Lap 3			Lap 4			Lap 5		
No	Behind	Laptime	No	Behind	Laptime	No	Behind	Laptime	No	Behind	Laptime	No	Behind	Laptime
1		58.577	1		52.975	1		53.158	1		52.826	1		52.570
87	0.046	58.623	87	0.085	53.014	87	0.094	53.167	87	0.079	52.811	87	0.061	52.552
38	2.285	1:00.862	38	3.272	53.962	38	4.101	53.987	38	5.424	54.149	38	6.853	53.999
26	2.584	1:01.161	26	3.705	54.096	26	4.411	53.864	26	6.093	54.508	26	7.508	53.985
86	2.727	1:01.304	86	4.019	54.267	86	5.832	54.971	86	7.509	54.503	86	9.321	54.382
12	3.426	1:02.003	12	4.437	53.986	42	6.136	54.585	42	8.121	54.811	42	9.422	53.871
42	3.670	1:02.247	42	4.709	54.014	12	6.752	55.473	12	8.415	54.489	12	9.964	54.119
57	4.226	1:02.803	57	5.649	54.398	57	7.097	54.606	57	8.992	54.721	57	10.336	53.914
48	4.941	1:03.518	48	7.104	55.138	48	8.706	54.760	48	10.954	55.074	48	13.441	55.057
27	5.579	1:04.156	27	7.318	54.714	27	8.994	54.834	27	11.069	54.901	27	13.606	55.107
6	6.180	1:04.757	6	8.846	55.641	6	12.034	56.346	6	15.195	55.987	6	18.344	55.719
34	6.613	1:05.190	34	9.315	55.677	34	13.390	57.233	47	17.209	56.471	47	20.443	55.804
47	7.392	1:05.969	47	9.918	55.501	47	13.564	56.804	34	17.590	57.026	34	20.740	55.720
93	8.157	1:06.734	93	12.453	57.271	93	16.488	57.193	93	20.726	57.064	93	25.984	57.828
99	8.793	1:07.370	59	13.968	57.605	61	19.437	58.357	61	23.115	56.504	61	26.886	56.341
59	9.338	1:07.915	61	14.238	57.505	59	19.818	59.008	59	25.274	58.282	59	29.964	57.260
61	9.708	1:08.285	96	18.674	59.769	96	24.759	59.243	96	30.420	58.487	96	35.942	58.092
96	11.880	1:10.457												

Weather : Sunny / Dry

msttimina.com

Page 1 of 4

Brands Hatch
Circuit Length = 1.1990 miles.
Start: 14:01 End: 14:16

Printed - 14:18 Sunday, 10 September 2006

HSCC "Grandstand Motor Sport Tours" Historic Formula Ford LAP CHART FOR RACE 1

(contd.)

Lap 6			Lap 7			Lap 8			Lap 9			Lap 10		
No	Behind	Laptime	No	Behind	Laptime	No	Behind	Laptime	No	Behind	Laptime	No	Behind	Laptime
1		52.600	1		52.933	1		52.411	1		53.149	1		52.597
87	0.087	52.626	87	0.223	53.069	87	0.146	52.334	87	0.104	53.107	87	0.312	52.805
38	8.423	54.170	38	9.439	53.949	38	10.965	53.937	96	1 LAP	58.066	59	1 LAP	1:00.132
26	8.957	54.049	26	9.855	53.831	26	11.598	54.154	38	11.937	54.121	96	1 LAP	58.342
42	10.864	54.042	42	11.671	53.740	42	13.259	53.999	26	12.502	54.053	38	13.441	54.101
86	11.411	54.690	86	12.434	53.956	86	13.978	53.955	42	13.879	53.769	26	13.757	53.852
57	12.833	55.097	57	13.692	53.792	57	14.874	53.593	86	15.301	54.472	42	15.176	53.894
48	15.890	55.049	27	18.338	55.330	27	21.537	55.610	57	15.573	53.848	86	17.211	54.507
27	15.941	54.935	48	18.349	55.392	48	21.663	55.725	27	23.472	55.084	57	17.354	54.378
6	21.410	55.666	6	23.639	55.162	6	26.507	55.279	48	23.790	55.276	27	25.961	55.086
47	23.049	55.206	47	25.840	55.724	47	29.306	55.877	6	28.518	55.160	48	26.609	55.416
34	23.580	55.440	34	26.325	55.678	34	29.405	55.491	47	32.070	55.913	6	32.309	56.388
61	30.753	56.467	61	33.998	56.178	61	37.626	56.039	34	32.939	56.683	47	35.813	56.340
93	31.199	57.815	93	35.944	57.678	93	40.971	57.438	61	40.742	56.265	34	36.222	55.880
59	35.320	57.956	59	40.340	57.953	59	46.050	58.121	93	45.506	57.684	61	44.523	56.378
96	41.911	58.569	96	47.803	58.825							93	50.281	57.372

Weather : Sunny / Dry

msttimina.com

Page 2 of 4

Brands Hatch
Circuit Length = 1.1990 miles.
Start: 14:01 End: 14:16

Printed - 14:18 Sunday, 10 September 2006

HSCC "Grandstand Motor Sport Tours" Historic Formula Ford LAP CHART FOR RACE 1

(contd.)

Lap 11			Lap 12			Lap 13			Lap 14			Lap 15		
No	Behind	Laptime	No	Behind	Laptime	No	Behind	Laptime	No	Behind	Laptime	No	Behind	Laptime
1		52.456	1		53.006	1		52.367	1		52.530	1		52.412
87	0.173	52.317	87	0.395	53.228	87	0.577	52.549	87	0.496	52.449	87	0.466	52.382
59	1 LAP	59.067	93	1 LAP	57.999	93	1 LAP	56.997	61	1 LAP	57.850	61	1 LAP	56.512
96	1 LAP	57.897	59	1 LAP	59.236	26	19.544	55.232	93	1 LAP	57.269	93	1 LAP	57.554
38	15.002	54.017	38	16.452	54.456	38	19.604	55.519	38	20.786	53.712	38	22.672	54.298
26	15.463	54.162	26	16.679	54.222	42	19.780	55.096	26	20.979	53.965	42	22.981	54.004
42	16.286	53.566	96	1 LAP	58.434	59	1 LAP	1:00.025	42	21.389	54.139	26	23.814	55.247
86	19.079	54.324	42	17.051	53.771	86	21.790	54.261	86	23.303	54.043	86	25.035	54.144
57	19.536	54.638	86	19.896	53.823	57	22.131	54.198	57	24.014	54.413	57	25.398	53.796
27	29.350	55.845	57	20.300	53.770	96	1 LAP	59.811	59	1 LAP	59.591	59	1 LAP	58.914
48	29.819	55.666	27	31.628	55.284	27	34.321	55.060	96	1 LAP	58.796	96	1 LAP	58.331
6	34.701	54.848	48	32.075	55.262	48	34.496	54.788	27	37.021	55.230	27	40.146	55.537
47	39.171	55.814	6	36.902	55.207	6	39.886	55.351	48	37.042	55.076	48	40.243	55.613
34	39.530	55.764	47	41.689	55.524	47	44.952	55.630	6	42.387	55.031	6	46.012	56.037
61	48.504	56.437	34	45.128	58.604	34	47.883	55.122	47	48.114	55.692	47	51.127	55.425
			61	51.958	56.460				34	50.244	54.891			

Weather : Sunny / Dry

msttimina.com

Page 3 of 4

Brands Hatch
Circuit Length = 1.1990 miles.
Start: 14:01 End: 14:16

Printed - 14:18 Sunday, 10 September 2006

HSCC "Grandstand Motor Sport Tours" Historic Formula Ford LAP CHART FOR RACE 1

(contd.)

Lap 16			Lap 17			Lap 18			Lap 19			Lap 20		
No	Behind	Laptime	No	Behind	Laptime	No	Behind	Laptime	No	Behind	Laptime	No	Behind	Laptime
1		52.908	1		52.864									
87	0.283	52.725	87	0.135	52.716									
34	1 LAP	55.698	47	1 LAP	56.902									
61	1 LAP	56.904	61	1 LAP	57.144									
93	1 LAP	57.159	38	26.003	55.098									
38	23.769	54.005	42	26.065	54.762									
42	24.167	54.094	86	27.370	54.022									
26	24.894	53.988	93	1 LAP	58.719									
86	26.212	54.085	26	27.609	55.579									
57	26.672	54.182	57	27.932	54.124									
59	1 LAP	1:00.238	48	45.432	55.544									
96	1 LAP	58.839	96	1 LAP	58.986									
27	42.747	55.509	59	1 LAP	1:00.770									
48	42.752	55.417	6	52.016	56.117									
6	48.763	55.659	27	56.284	1:06.401									

Weather : Sunny / Dry

msttimina.com

Page 4 of 4

Brands Hatch
Circuit Length = 1.1990 miles.
Start: 14:01 End: 14:16

Printed - 14:18 Sunday, 10 September 2006

70's Road Sports QUALIFYING FOR RACE 2

POS	NO	CL	DRIVER	NAT	CAR	TIME	LAPS	GAP	MPH
1	24	B	Charles BARTER		Datsun 240Z	57.441	14		75.14
2	3	A	Paul CONWAY		Morgan Plus 8	57.574	16	0.133	74.97
3	46	B	Jim BAYNAM		TVR Tuscan V6	57.996	15	0.555	74.42
4	9	B	Julian BARTER		TVR 3000M	57.997	15	0.556	74.42
5	64	A	Paul ANDERSON		Porsche 928	58.161	15	0.720	74.21
6	15	A	Philip McKELVEY		Morgan Plus 8	58.223	15	0.782	74.13
7	11	C	Rory STOCKBRIDGE		Lotus Europa	58.272	15	0.831	74.07
8	41	C	Howard BENTHAM		Lotus Elan	58.541	15	1.100	73.73
9	54	C	Chris HOLLAND		Lotus 7 S4	58.599	15	1.158	73.66
10	29	A	Phil BRIGGS		Porsche 928	58.743	14	1.302	73.47
11	2	A	Adam BAGNALL		Jaguar E-Type	59.107	15	1.666	73.02
12	4	A	Robin GRAY		Pontiac Firebird	59.239	13	1.798	72.86
13	33	B	Clive FOSKETT		Datsun 240Z	1:00.823	14	3.382	70.96
14	1	D1	John THOMASON		Triumph Spitfire	1:00.937	15	3.496	70.83
15	26	B	Paul STAFFORD		Datsun 240Z	1:01.558	14	4.117	70.11
16	75	D2	James NAIRN		Alfa Romeo 2000GTV	1:01.704	14	4.263	69.95
17	98	D2	Bob TROTTER		Ford Escort RS	1:01.856	6	4.415	69.78
18	14	D1	Jai SHARMA		Lancia Fulvia	1:02.141	14	4.700	69.46
19	63	D1	Jeremy ANSTEAD		Fiat X19	1:02.275	14	4.834	69.31
20	86	B	Christina TOTTY		TVR 3000M	1:03.535	14	6.094	67.93
21	69	D2	Peter HEAD		MGB	1:05.341	13	7.900	66.06
22	78	D2	Mark DUDLEY		Alfa Romeo 2000GTV	1:05.808	14	8.367	65.59
23	25	D2	George ADAMS		Alfa Romeo 2000GTV	1:06.293	13	8.852	65.11
24	19	E	Jonathan SMART		Lancia Fulvia	1:08.471	13	11.030	63.04
25	87	C	Chris NUNN		Lotus Elan	1:27.797	4	30.356	49.16

Weather : Sunny / Dry

These results are provisional until the conclusion of any judicial and technical matters.

Brands Hatch

Circuit Length = 1.1990 miles.

Start: 10:21 End: 10:36

Clerk of Course:	Stewards:	Timekeeper:
------------------	-----------	-------------

70's Road Sports LAP ANALYSIS - QUALIFYING RACE 2

1	John THOMASON	Triumph Spitfire			
1 -	1:34.274	6 -	1:01.287	11 -	1:01.658
2 -	1:04.398	7 -	1:02.416	12 -	1:02.032
3 -	1:01.636	8 -	1:01.397	13 -	1:01.558
4 -	1:02.080	9 -	1:03.214	14 -	1:01.369
5 -	1:01.431	10 -	1:00.937	15 -	1:01.189
2	Adam BAGNALL	Jaguar E-Type			
1 -	1:43.657	6 -	59.107	11 -	1:02.932
2 -	1:01.083	7 -	59.763	12 -	1:01.167
3 -	1:02.190	8 -	59.904	13 -	59.774
4 -	59.798	9 -	59.808	14 -	1:00.516
5 -	59.775	10 -	59.756	15 -	1:00.552
3	Paul CONWAY	Morgan Plus 8			
1 -	1:15.165	6 -	58.190	11 -	58.055
2 -	1:01.041	7 -	58.967	12 -	58.721
3 -	59.196	8 -	58.805	13 -	59.443
4 -	59.320	9 -	57.939	14 -	58.366
5 -	59.609	10 -	57.574	15 -	58.837
4	Robin GRAY	Pontiac Firebird			
1 -	1:44.820	6 -	59.239	11 -	1:02.634
2 -	1:02.272	7 -	59.285	12 -	1:22.361
3 -	1:01.527	8 -	1:00.054	13 -	1:32.813P
4 -	1:00.992	9 -	59.697		
5 -	1:00.247	10 -	1:00.218		
9	Julian BARTER	TVR 3000M			
1 -	1:50.019	6 -	59.447	11 -	59.660
2 -	1:01.701	7 -	59.001	12 -	58.564
3 -	1:00.170	8 -	1:01.653	13 -	58.184
4 -	1:00.240	9 -	59.989	14 -	58.528
5 -	58.678	10 -	57.997	15 -	58.104
11	Rory STOCKBRIDGE	Lotus Europa			
1 -	1:47.008	6 -	1:02.616	11 -	58.737
2 -	1:01.483	7 -	58.527	12 -	58.808
3 -	1:02.538	8 -	59.483	13 -	58.309
4 -	59.507	9 -	58.737	14 -	58.672
5 -	58.434	10 -	58.814	15 -	58.272

70's Road Sports LAP ANALYSIS - QUALIFYING RACE 2

(contd.)

14	Jai SHARMA	Lancia Fulvia			
1 -	1:34.668	6 -	1:02.565	11 -	1:02.332
2 -	1:05.718	7 -	1:02.141	12 -	1:03.800
3 -	1:03.612	8 -	1:02.507	13 -	1:02.917
4 -	1:02.823	9 -	1:02.624	14 -	1:04.278
5 -	1:04.106	10 -	1:03.773		
15	Philip McKELVEY	Morgan Plus 8			
1 -	1:17.243	6 -	1:01.257	11 -	58.223
2 -	1:01.282	7 -	59.393	12 -	58.733
3 -	1:00.181	8 -	1:00.132	13 -	1:02.708
4 -	1:00.538	9 -	1:00.427	14 -	1:02.456
5 -	59.523	10 -	58.368	15 -	1:02.469
19	Jonathan SMART	Lancia Fulvia			
1 -	1:46.188	6 -	1:09.750	11 -	1:09.001
2 -	1:10.229	7 -	1:09.598	12 -	1:09.320
3 -	1:09.918	8 -	1:08.895	13 -	1:08.602
4 -	1:10.039	9 -	1:09.195		
5 -	1:09.249	10 -	1:08.471		
24	Charles BARTER	Datsun 240Z			
1 -	1:23.841	6 -	57.693	11 -	57.740
2 -	58.975	7 -	57.605	12 -	57.614
3 -	57.704	8 -	57.711	13 -	59.288
4 -	58.502	9 -	57.563	14 -	1:16.000P
5 -	57.441	10 -	57.574		
25	George ADAMS	Alfa Romeo 2000GTV			
1 -	1:33.045	6 -	1:09.810	11 -	1:08.152
2 -	1:11.305	7 -	1:09.993	12 -	1:06.586
3 -	1:11.568	8 -	1:06.293	13 -	1:07.929
4 -	1:08.427	9 -	1:06.374		
5 -	1:06.642	10 -	1:09.893		
26	Paul STAFFORD	Datsun 240Z			
1 -	1:33.830	6 -	1:05.799	11 -	1:02.462
2 -	1:05.155	7 -	1:01.795	12 -	1:12.855
3 -	1:02.739	8 -	1:01.747	13 -	1:10.104
4 -	1:02.152	9 -	1:01.558	14 -	1:01.614
5 -	1:02.374	10 -	1:02.342		

Weather : Sunny / Dry

70's Road Sports LAP ANALYSIS - QUALIFYING RACE 2

(contd.)

29	Phil BRIGGS	Porsche 928			
1 -	1:39.502	6 -	59.296	11 -	1:19.876P
2 -	1:03.985	7 -	59.333	12 -	1:14.256
3 -	1:00.405	8 -	59.464	13 -	1:00.874
4 -	59.822	9 -	59.257	14 -	1:01.616
5 -	59.725	10 -	58.743		
33	Clive FOSKETT	Datsun 240Z			
1 -	1:38.471	6 -	1:01.195	11 -	1:02.396
2 -	1:04.909	7 -	1:00.823	12 -	1:04.135
3 -	1:04.152	8 -	1:01.503	13 -	1:02.318
4 -	1:05.926	9 -	1:01.408	14 -	1:01.934
5 -	1:02.387	10 -	1:01.251		
41	Howard BENTHAM	Lotus Elan			
1 -	1:45.907	6 -	59.735	11 -	1:00.158
2 -	1:02.013	7 -	59.218	12 -	59.802
3 -	1:01.582	8 -	59.169	13 -	59.078
4 -	1:00.147	9 -	59.213	14 -	58.541
5 -	58.792	10 -	59.507	15 -	1:00.150
46	Jim BAYNAM	TVR Tuscan V6			
1 -	1:26.279	6 -	59.282	11 -	58.176
2 -	1:00.234	7 -	58.925	12 -	58.083
3 -	59.471	8 -	58.721	13 -	58.560
4 -	59.105	9 -	59.067	14 -	58.655
5 -	58.458	10 -	58.471	15 -	57.996
54	Chris HOLLAND	Lotus 7 S4			
1 -	1:15.382	6 -	59.865	11 -	58.599
2 -	1:00.040	7 -	1:00.117	12 -	58.874
3 -	59.749	8 -	58.746	13 -	1:00.611
4 -	59.521	9 -	58.631	14 -	58.951
5 -	59.571	10 -	59.124	15 -	59.432
63	Jeremy ANSTEAD	Fiat X19			
1 -	1:49.032	6 -	1:05.421	11 -	1:02.714
2 -	1:08.698	7 -	1:03.586	12 -	1:02.275
3 -	1:06.278	8 -	1:05.451	13 -	1:02.525
4 -	1:04.142	9 -	1:03.087	14 -	1:02.305
5 -	1:03.489	10 -	1:03.048		

Weather : Sunny / Dry

70's Road Sports LAP ANALYSIS - QUALIFYING RACE 2

(contd.)

64	Paul ANDERSON	Porsche 928
1 -	1:33.508	6 - 58.746
2 -	1:00.248	7 - 58.619
3 -	58.578	8 - 59.729
4 -	58.234	9 - 1:00.097
5 -	58.161	10 - 58.909
		11 - 59.211
		12 - 59.128
		13 - 1:00.831
		14 - 1:01.835
		15 - 1:00.945
69	Peter HEAD	MGB
1 -	1:56.516	6 - 1:05.492
2 -	1:08.381	7 - 1:05.341
3 -	1:06.134	8 - 1:07.218
4 -	1:06.409	9 - 1:09.626
5 -	1:07.781	10 - 1:06.038
		11 - 1:10.617
		12 - 1:06.721
		13 - 1:05.508
75	James NAIRN	Alfa Romeo 2000GTV
1 -	1:28.008	6 - 1:04.868
2 -	1:04.538	7 - 1:04.456
3 -	1:03.720	8 - 1:02.175
4 -	1:02.933	9 - 1:02.038
5 -	1:02.568	10 - 1:02.999
		11 - 1:01.704
		12 - 1:04.249
		13 - 1:02.881
		14 - 1:03.708
78	Mark DUDLEY	Alfa Romeo 2000GTV
1 -	1:28.689	6 - 1:06.306
2 -	1:10.155	7 - 1:07.692
3 -	1:08.278	8 - 1:07.585
4 -	1:10.416	9 - 1:06.775
5 -	1:07.045	10 - 1:06.776
		11 - 1:07.343
		12 - 1:06.624
		13 - 1:05.808
		14 - 1:05.893
86	Christina TOTTY	TVR 3000M
1 -	1:54.722	6 - 1:03.769
2 -	1:09.182	7 - 1:03.828
3 -	1:05.832	8 - 1:04.182
4 -	1:04.896	9 - 1:03.786
5 -	1:04.640	10 - 1:04.214
		11 - 1:03.667
		12 - 1:04.958
		13 - 1:04.482
		14 - 1:03.535
87	Chris NUNN	Lotus Elan
1 -	X:00.000P	
2 -	1:40.379	
3 -	1:30.593	
4 -	1:27.797	


**70's Road Sports
LAP ANALYSIS - QUALIFYING RACE 2**

(contd.)

98	Bob TROTTER	Ford Escort RS
1 - 1:20.716	6 - 1:01.856	
2 - 1:04.181		
3 - 1:03.709		
4 - 1:02.582		
5 - 1:02.834		

70's Road Sports GRID FOR RACE 2

ROW 13	87	NUNN		
ROW 12		25	ADAMS	
ROW 11	69	HEAD	78	DUDLEY
ROW 10		63	ANSTEAD	
ROW 9	98	TROTTER	14	SHARMA
ROW 8		26	STAFFORD	
ROW 7	33	FOSKETT	1	THOMASON
ROW 6		2	BAGNALL	
ROW 5	54	HOLLAND	29	BRIGGS
ROW 4		11	STOCKBRIDGE	
ROW 3	64	ANDERSON	15	McKELVEY
ROW 2		46	BAYNAM	
ROW 1	24	BARTER	3	CONWAY
		POLE		



Weather : Sunny / Dry

These results are provisional until the conclusion of any judicial and technical matters.

Brands Hatch

Circuit Length = 1.1990 miles.

Start: 10:21 End: 10:36

Clerk of Course:	Stewards:	Timekeeper:
------------------	-----------	-------------

70's Road Sports PROVISIONAL RESULT - RACE 2

POS	NO	CL	DRIVER	NAT	CAR	TIME	LAPS	GAP	MPH	BEST
1	24	B	Charles BARTER		Datsun 240Z	15:35.200	16		73.92	57.638
2	9	B	Julian BARTER		TVR 3000M	15:38.608	16	3.408	73.65	57.728
3	3	A	Paul CONWAY		Morgan Plus 8	15:46.921	16	11.721	73.00	58.402
4	15	A	Philip McKELVEY		Morgan Plus 8	15:47.615	16	12.415	72.95	58.205
5	54	C	Chris HOLLAND		Lotus 7 S4	15:49.860	16	14.660	72.78	57.982
6	46	B	Jim BAYNAM		TVR Tuscan V6	15:51.512	16	16.312	72.65	58.096
7	11	C	Rory STOCKBRIDGE		Lotus Europa	15:58.589	16	23.389	72.11	58.666
8	4	A	Robin GRAY		Pontiac Firebird	16:30.820	16	55.620	69.77	59.923
9	29	A	Phil BRIGGS		Porsche 928	16:30.979	16	55.779	69.76	1:00.066
10	1	D1	John THOMASON		Triumph Spitfire	15:43.653	15	1 LAP	68.68	1:01.865
11	33	B	Clive FOSKETT		Datsun 240Z	15:43.831	15	1 LAP	68.67	1:01.550
12	98	D2	Bob TROTTER		Ford Escort RS	15:45.618	15	1 LAP	68.54	1:01.319
13	26	B	Paul STAFFORD		Datsun 240Z	15:53.150	15	1 LAP	68.00	1:01.853
14	75	D2	James NAIRN		Alfa Romeo 2000GTV	15:55.652	15	1 LAP	67.82	1:02.024
15	14	D1	Jai SHARMA		Lancia Fulvia	16:04.293	15	1 LAP	67.21	1:02.710
16	86	B	Christina TOTTY		TVR 3000M	16:10.385	15	1 LAP	66.79	1:03.396
17	69	D2	Peter HEAD		MGB	16:40.191	15	1 LAP	64.80	1:04.046
18	78	D2	Mark DUDLEY		Alfa Romeo 2000GTV	15:37.609	14	2 LAPS	64.52	1:04.368
19	25	D2	George ADAMS		Alfa Romeo 2000GTV	15:38.494	14	2 LAPS	64.46	1:04.188
20	19	E	Jonathan SMART		Lancia Fulvia	16:18.470	14	2 LAPS	61.82	1:07.951

NOT CLASSIFIED

87	C	Chris NUNN	Lotus Elan	15:53.618	11	N.C.F.	49.86	1:22.713
63	D1	Jeremy ANSTEAD	Fiat X19	6:28.064	6	D.N.F.	66.91	1:01.527
64	A	Paul ANDERSON	Porsche 928	3:34.264	3	D.N.F.	60.75	1:04.016

FASTEST LAP

24	B	Charles BARTER	Datsun 240Z	57.638	8	74.88mph	120.52kph
54	C	Chris HOLLAND	Lotus 7 S4	57.982	6	74.44mph	119.80kph
15	A	Philip McKELVEY	Morgan Plus 8	58.205	11	74.15mph	119.34kph
98	D2	Bob TROTTER	Ford Escort RS	1:01.319	15	70.39mph	113.28kph
63	D1	Jeremy ANSTEAD	Fiat X19	1:01.527	6	70.15mph	112.90kph
19	E	Jonathan SMART	Lancia Fulvia	1:07.951	12	63.52mph	102.22kph

Car No's 2 & 43 took first start.

Weather : Sunny / Dry

These results are provisional until the conclusion of any judicial and technical matters.

Brands Hatch

Circuit Length = 1.1990 miles.

Start: 14:44 End: 14:59

Clerk of Course:	Stewards:	Timekeeper:
------------------	-----------	-------------

70's Road Sports LAP CHART FOR RACE 2

Lap 1			Lap 2			Lap 3			Lap 4			Lap 5		
No	Behind	Laptime	No	Behind	Laptime	No	Behind	Laptime	No	Behind	Laptime	No	Behind	Laptime
24		1:04.403	24		57.700	24		58.324	24		58.041	24		57.807
9	0.446	1:04.849	9	0.562	57.816	9	0.255	58.017	9	0.490	58.276	9	0.411	57.728
3	1.056	1:05.459	3	1.795	58.439	3	2.154	58.683	3	2.813	58.700	3	3.744	58.738
15	1.394	1:05.797	15	2.921	59.227	15	3.016	58.419	15	3.761	58.786	15	4.875	58.921
64	2.895	1:07.298	11	4.020	58.808	11	4.903	59.207	54	5.880	58.356	54	6.524	58.451
11	2.912	1:07.315	54	5.079	58.692	87	1 LAP	1:24.809	11	6.383	59.521	11	7.242	58.666
54	4.087	1:08.490	46	6.423	59.514	54	5.565	58.810	46	7.281	58.479	46	7.837	58.363
46	4.609	1:09.012	4	7.068	59.923	46	6.843	58.744	4	11.784	1:00.988	4	13.980	1:00.003
4	4.845	1:09.248	29	8.331	1:00.761	4	8.837	1:00.093	29	13.503	1:00.991	29	16.630	1:00.934
29	5.270	1:09.673	64	9.211	1:04.016	29	10.553	1:00.546	1	20.382	1:02.701	1	24.989	1:02.414
1	6.891	1:11.294	1	11.474	1:02.283	1	15.722	1:02.572	33	23.413	1:02.477	33	27.328	1:01.722
33	7.966	1:12.369	33	13.913	1:03.647	33	18.977	1:03.388	26	24.061	1:02.773	26	28.285	1:02.031
26	8.389	1:12.792	26	14.584	1:03.895	26	19.329	1:03.069	98	24.720	1:02.141	98	29.279	1:02.366
86	9.838	1:14.241	98	15.316	1:02.912	98	20.620	1:03.628	63	25.075	1:01.655	63	30.262	1:02.994
98	10.104	1:14.507	63	15.828	1:02.295	63	21.461	1:03.957	14	27.916	1:03.320	14	32.819	1:02.710
14	11.223	1:15.626	86	17.463	1:05.325	14	22.637	1:03.299	86	28.100	1:03.396	75	33.362	1:02.614
63	11.233	1:15.636	14	17.662	1:04.139	86	22.745	1:03.606	75	28.555	1:03.650	86	34.311	1:04.018
75	11.959	1:16.362	75	17.687	1:03.428	75	22.946	1:03.583	69	31.073	1:04.463	69	38.500	1:05.234
69	12.391	1:16.794	69	18.929	1:04.238	69	24.651	1:04.046	87	1 LAP	1:26.213	25	50.769	1:07.412
25	14.112	1:18.515	25	24.667	1:08.255	64	33.837	1:22.950P	25	41.164	1:06.139	78	51.459	1:07.368
78	14.895	1:19.298	78	25.126	1:07.931	25	33.066	1:06.723	78	41.898	1:06.227			
19	17.148	1:21.551	19	27.718	1:08.270	78	33.712	1:06.910	19	48.542	1:08.693			
87	36.246	1:40.649				19	37.890	1:08.496						

Car No's 2 & 43 took first start.
Weather : Sunny / Dry

Brands Hatch
Circuit Length = 1.1990 miles.
Start: 14:44 End: 14:59

70's Road Sports LAP CHART FOR RACE 2

(contd.)

Lap 6			Lap 7			Lap 8			Lap 9			Lap 10		
No	Behind	Laptime	No	Behind	Laptime	No	Behind	Laptime	No	Behind	Laptime	No	Behind	Laptime
24		57.832	24		58.552	24		57.638	24		57.732	24		57.710
9	0.317	57.738	9	0.199	58.434	9	0.549	57.988	9	1.201	58.384	9	1.302	57.811
19	1 LAP	1:08.861	78	1 LAP	1:06.437	3	6.668	58.713	87	3 LAPS	1:26.672	86	1 LAP	1:03.887
87	2 LAPS	1:25.748	25	1 LAP	1:07.197	15	8.260	59.706	69	1 LAP	1:06.117	3	9.291	59.585
3	4.688	58.776	3	5.593	59.457	54	8.871	59.281	3	7.416	58.480	15	10.232	58.987
15	5.576	58.533	15	6.192	59.168	78	1 LAP	1:05.737	15	8.955	58.427	54	11.417	58.674
54	6.674	57.982	54	7.228	59.106	25	1 LAP	1:06.449	54	10.453	59.314	46	13.337	58.701
11	8.791	59.381	46	9.702	59.165	46	10.878	58.814	46	12.346	59.200	69	1 LAP	1:08.465
46	9.089	59.084	11	10.358	1:00.119	11	11.919	59.199	11	13.799	59.612	11	15.780	59.691
4	16.310	1:00.162	19	1 LAP	1:10.362	4	22.469	1:00.814	78	1 LAP	1:04.990	78	1 LAP	1:05.869
29	18.864	1:00.066	4	19.293	1:01.535	29	23.879	1:00.638	25	1 LAP	1:05.467	25	1 LAP	1:06.409
1	29.332	1:02.175	29	20.879	1:00.567	19	1 LAP	1:08.271	4	26.184	1:01.447	87	3 LAPS	1:24.996
33	31.095	1:01.599	87	2 LAPS	1:25.868	1	36.876	1:01.865	29	27.483	1:01.336	4	30.397	1:01.923
26	32.561	1:02.108	1	32.649	1:01.869	33	38.955	1:02.500	19	1 LAP	1:08.713	29	30.977	1:01.204
98	33.288	1:01.841	33	34.093	1:01.550	26	42.431	1:02.656	1	41.330	1:02.186	1	45.772	1:02.152
63	33.957	1:01.527	26	37.413	1:03.404	98	42.902	1:02.503	33	43.375	1:02.152	19	1 LAP	1:09.520
75	37.687	1:02.157	98	38.037	1:03.301	75	46.683	1:02.744	98	46.763	1:01.593	33	47.884	1:02.219
14	37.763	1:02.776	75	41.577	1:02.442	14	48.761	1:04.043	26	47.286	1:02.587	98	50.882	1:01.829
86	40.767	1:04.288	14	42.356	1:03.145	86	53.069	1:04.042	75	50.975	1:02.024	26	51.674	1:02.098
69	46.249	1:05.581	86	46.665	1:04.450				14	53.899	1:02.870	75	55.406	1:02.141
			69	52.867	1:05.170									

Car No's 2 & 43 took first start.
Weather : Sunny / Dry

Brands Hatch
Circuit Length = 1.1990 miles.
Start: 14:44 End: 14:59

70's Road Sports LAP CHART FOR RACE 2

(contd.)

Lap 11			Lap 12			Lap 13			Lap 14			Lap 15		
No	Behind	Laptime	No	Behind	Laptime	No	Behind	Laptime	No	Behind	Laptime	No	Behind	Laptime
24		57.957	24		57.803	24		57.790	24		58.404	24		58.490
9	1.645	58.300	19	2 LAPS	1:09.950	98	1 LAP	1:01.889	1	1 LAP	1:02.746	9	3.415	58.164
14	1 LAP	1:03.689	9	1.670	57.828	9	3.434	59.554	33	1 LAP	1:01.796	1	1 LAP	1:01.919
86	1 LAP	1:03.568	75	1 LAP	1:02.670	26	1 LAP	1:04.462	9	3.741	58.711	33	1 LAP	1:02.006
3	9.736	58.402	14	1 LAP	1:03.609	75	1 LAP	1:03.247	98	1 LAP	1:02.356	98	1 LAP	1:01.574
15	10.480	58.205	3	10.417	58.484	3	11.654	59.027	26	1 LAP	1:02.604	3	12.238	58.813
54	12.310	58.850	15	11.246	58.569	15	12.062	58.606	75	1 LAP	1:02.084	15	12.786	58.814
46	13.906	58.526	54	12.979	58.472	14	1 LAP	1:03.273	3	11.915	58.665	26	1 LAP	1:03.050
11	17.189	59.366	86	1 LAP	1:04.021	19	2 LAPS	1:10.109	15	12.462	58.804	54	14.232	58.824
69	1 LAP	1:04.666	46	14.199	58.096	54	13.607	58.418	54	13.898	58.695	46	15.945	59.039
78	1 LAP	1:04.911	11	18.798	59.412	46	15.161	58.752	46	15.396	58.639	75	1 LAP	1:04.373
25	1 LAP	1:05.323	69	1 LAP	1:04.261	86	1 LAP	1:04.390	14	1 LAP	1:04.418	11	22.820	59.101
4	34.800	1:02.360	78	1 LAP	1:05.540	11	20.823	59.815	11	22.209	59.790	14	1 LAP	1:03.421
29	35.675	1:02.655	4	40.060	1:03.063	87	4 LAPS	1:25.712	19	2 LAPS	1:07.951	86	1 LAP	1:03.953
1	50.611	1:02.796	29	40.948	1:03.076	69	1 LAP	1:05.061	86	1 LAP	1:03.788	19	2 LAPS	1:08.740
33	52.569	1:02.642	25	1 LAP	1:04.888	4	44.996	1:02.726	69	1 LAP	1:05.346	69	1 LAP	1:05.273
98	54.784	1:01.859	1	55.218	1:02.410	29	46.126	1:02.968	4	49.094	1:02.502	4	52.358	1:01.754
26	55.570	1:01.853	33	56.459	1:01.693	78	1 LAP	1:06.709	29	49.649	1:01.927	29	53.488	1:02.329
87	3 LAPS	1:25.136				25	1 LAP	1:05.968	87	4 LAPS	1:25.102			
									78	1 LAP	1:04.368			
									25	1 LAP	1:04.188			

Car No's 2 & 43 took first start.
Weather : Sunny / Dry

Brands Hatch
Circuit Length = 1.1990 miles.
Start: 14:44 End: 14:59

**70's Road Sports
LAP CHART FOR RACE 2**

(contd.)

Lap 16			Lap 17			Lap 18			Lap 19			Lap 20		
No	Behind	Laptime	No	Behind	Laptime	No	Behind	Laptime	No	Behind	Laptime	No	Behind	Laptime
24		59.017												
78	2 LAPS	1:05.314												
25	2 LAPS	1:05.561												
9	3.408	59.010												
1	1 LAP	1:02.271												
33	1 LAP	1:02.071												
98	1 LAP	1:01.319												
3	11.721	58.500												
15	12.415	58.646												
54	14.660	59.445												
46	16.312	59.384												
26	1 LAP	1:03.768												
87	5 LAPS	1:22.713												
75	1 LAP	1:02.133												
11	23.389	59.586												
14	1 LAP	1:03.955												
86	1 LAP	1:03.412												
19	2 LAPS	1:08.983												
4	55.620	1:02.279												
29	55.779	1:01.308												
69	1 LAP	1:15.476												

Car No's 2 & 43 took first start.
Weather : Sunny / Dry

Brands Hatch
Circuit Length = 1.1990 miles.
Start: 14:44 End: 14:59

HSCC Historic Formula Junior QUALIFYING FOR RACE 3

POS	NO	CL	DRIVER	NAT	CAR	TIME	LAPS	GAP	MPH
1	84	C2	Mark WOODHOUSE		Lotus 20	54.966	16		78.52
2	79	C2	Andrew HIBBERD		Lotus 22	55.096	16	0.130	78.34
3	51	C2	Michael HIBBERD		Lotus 27	55.165	16	0.199	78.24
4	86	C2	Hamish MORRISON		Cooper T67	55.883	15	0.917	77.24
5	62	C2	Simon ARMER		Cooper T59	56.310	16	1.344	76.65
6	52	C2	James CLARIDGE		Lola Mk5A	57.144	15	2.178	75.53
7	78	C2	Paul SMEETH		Lotus 22	57.281	16	2.315	75.35
8	72	C1	Andrew WILLIS		Lotus 18	57.366	15	2.400	75.24
9	85	C1	John CHISHOLM		Gemini 3A	57.905	15	2.939	74.54
10	11	A2	John TRUSLOVE		Lola MK2	57.931	13	2.965	74.50
11	21	A2	David STEVENSON		Mallock U2	58.026	15	3.060	74.38
12	29	A2	William GRIMSHAW		Moorland Mk1	59.628	11	4.662	72.38
13	1	B	Kevin MUSSON		Lotus 18	59.752	15	4.786	72.23
14	22	A2	Robin LACKFORD		Elva 100	59.891	14	4.925	72.07
15	35	B	Tim BISHOP		Sauter	1:00.726	14	5.760	71.08
16	15	A2	Ned SPIEKER		Lola Mk2	1:01.005	14	6.039	70.75
17	32	B	Mark GREEN		Lotus 18	1:01.239	14	6.273	70.48
18	7	A2	Duncan RABAGLIATI		Alexis HF1	1:01.314	15	6.348	70.39
19	66	C2	Alexander MORTON		Ausper T3	1:01.885	14	6.919	69.74
20	42	B	Simon HAMILTON		Lotus 18	1:01.979	13	7.013	69.64
21	39	A2	Mike WALLER		Kieft	1:02.127	14	7.161	69.47
22	25	A2	Chris FEATHERSTONE		Bond	1:02.285	14	7.319	69.30
23	88	C2	Martin SHEPPARD		Cooper T59	1:02.612	14	7.646	68.93
24	26	A2	Roger DEXTER		Elva 100	1:03.140	14	8.174	68.36
25	48	B	Paul HEWES		Lotus 18	1:03.848	14	8.882	67.60
26	24	A1	Ian ROBINSON		Autosud	1:07.372	13	12.406	64.06
27	19	A2	Rob MANGER		Elva 100	1:07.689	4	12.723	63.76

Car No 84 needs a working transponder please.

Weather : Sunny / Dry

These results are provisional until the conclusion of any judicial and technical matters.

Brands Hatch

Circuit Length = 1.1990 miles.

Start: 10:41 End: 10:56

Clerk of Course:	Stewards:	Timekeeper:
------------------	-----------	-------------

HSCC Historic Formula Junior LAP ANALYSIS - QUALIFYING RACE 3

1	Kevin MUSSON	Lotus 18			
1 -	1:41.641	6 -	1:01.166	11 -	1:01.211
2 -	1:02.050	7 -	1:00.280	12 -	1:02.433
3 -	1:01.705	8 -	1:00.028	13 -	1:01.161
4 -	1:02.013	9 -	59.752	14 -	1:00.302
5 -	1:01.103	10 -	59.994	15 -	1:01.434
7	Duncan RABAGLIATI	Alexis HF1			
1 -	1:20.445	6 -	1:02.043	11 -	1:01.935
2 -	1:02.395	7 -	1:01.687	12 -	1:01.880
3 -	1:03.317	8 -	1:01.802	13 -	1:01.314
4 -	1:02.822	9 -	1:01.348	14 -	1:03.411
5 -	1:02.666	10 -	1:02.204	15 -	1:02.705
11	John TRUSLOVE	Lola MK2			
1 -	3:09.816	6 -	59.343	11 -	58.692
2 -	1:00.801	7 -	59.093	12 -	59.000
3 -	1:05.234	8 -	58.876	13 -	58.908
4 -	1:00.804	9 -	59.944		
5 -	1:05.079	10 -	57.931		
15	Ned SPIEKER	Lola Mk2			
1 -	1:33.372	6 -	1:01.584	11 -	1:01.934
2 -	1:05.605	7 -	1:01.704	12 -	1:01.976
3 -	1:02.434	8 -	1:03.854	13 -	1:01.401
4 -	1:04.956	9 -	1:02.880	14 -	1:01.005
5 -	1:03.090	10 -	1:01.288		
19	Rob MANGER	Elva 100			
1 -	1:17.745				
2 -	1:07.689				
3 -	1:55.390P				
4 -	1:39.354P				
21	David STEVENSON	Mallock U2			
1 -	1:16.227	6 -	59.505	11 -	58.518
2 -	1:02.009	7 -	59.184	12 -	58.923
3 -	1:00.760	8 -	59.443	13 -	58.931
4 -	59.517	9 -	59.015	14 -	58.357
5 -	59.378	10 -	59.522	15 -	58.026

Car No 84 needs a working transponder please.
Weather : Sunny / Dry

Brands Hatch
Circuit Length = 1.1990 miles.
Start: 10:41 End: 10:56

HSCC Historic Formula Junior LAP ANALYSIS - QUALIFYING RACE 3

(contd.)

22	Robin LACKFORD	Elva 100
1 -	1:46.129	6 - 1:01.167
2 -	1:07.276	7 - 1:01.304
3 -	1:02.648	8 - 1:01.011
4 -	1:00.122	9 - 1:01.452
5 -	59.891	10 - 1:00.302
11 -	1:01.639	12 - 1:03.363
13 -	1:01.212	14 - 1:00.932
24	Ian ROBINSON	Autosud
1 -	1:56.418	6 - 1:08.962
2 -	1:12.787	7 - 1:11.552
3 -	1:11.403	8 - 1:11.637
4 -	1:10.245	9 - 1:09.508
5 -	1:09.897	10 - 1:07.419
11 -	1:07.581	12 - 1:07.372
13 -	1:10.291	
25	Chris FEATHERSTONE	Bond
1 -	1:56.049	6 - 1:04.127
2 -	1:08.642	7 - 1:05.202
3 -	1:05.455	8 - 1:03.553
4 -	1:06.984	9 - 1:03.728
5 -	1:07.228	10 - 1:05.820
11 -	1:08.888	12 - 1:03.295
13 -	1:02.890	14 - 1:02.285
26	Roger DEXTER	Elva 100
1 -	1:49.078	6 - 1:04.682
2 -	1:05.737	7 - 1:07.782
3 -	1:05.094	8 - 1:06.253
4 -	1:03.140	9 - 1:04.671
5 -	1:05.000	10 - 1:04.037
11 -	1:04.428	12 - 1:04.938
13 -	1:07.268	14 - 1:04.559
29	William GRIMSHAW	Moorland Mk1
1 -	4:39.889	6 - 1:04.703
2 -	1:07.006	7 - 59.962
3 -	1:02.962	8 - 1:01.508
4 -	1:02.301	9 - 1:01.563
5 -	1:04.838	10 - 1:04.821
11 -	59.628	
32	Mark GREEN	Lotus 18
1 -	1:32.040	6 - 1:03.770
2 -	1:08.062	7 - 1:02.910
3 -	1:05.244	8 - 1:01.287
4 -	1:04.663	9 - 1:02.721
5 -	1:03.538	10 - 1:02.301
11 -	1:02.751	12 - 1:03.391
13 -	1:01.239	14 - 1:02.212

Car No 84 needs a working transponder please.
Weather : Sunny / Dry

Brands Hatch
Circuit Length = 1.1990 miles.
Start: 10:41 End: 10:56

HSCC Historic Formula Junior LAP ANALYSIS - QUALIFYING RACE 3

(contd.)

35	Tim BISHOP					Sauter
1 -	1:42.970	6 -	1:02.281	11 -	1:01.712	
2 -	1:03.997	7 -	1:01.903	12 -	1:01.608	
3 -	1:04.815	8 -	1:02.761	13 -	1:02.695	
4 -	1:03.096	9 -	1:04.303	14 -	1:00.726	
5 -	1:03.490	10 -	1:02.214			
39	Mike WALLER					Kieft
1 -	1:23.997	6 -	1:03.619	11 -	1:02.531	
2 -	1:06.404	7 -	1:03.440	12 -	1:03.719	
3 -	1:06.174	8 -	1:04.410	13 -	1:03.830	
4 -	1:03.284	9 -	1:09.468	14 -	1:02.127	
5 -	1:04.386	10 -	1:04.519			
42	Simon HAMILTON					Lotus 18
1 -	1:24.508	6 -	1:01.979	11 -	1:05.123	
2 -	1:03.491	7 -	1:02.012	12 -	1:03.563	
3 -	1:02.615	8 -	1:02.020	13 -	1:02.141	
4 -	1:02.400	9 -	1:02.311			
5 -	1:02.311	10 -	1:05.718			
48	Paul HEWES					Lotus 18
1 -	1:45.762	6 -	1:07.779	11 -	1:05.349	
2 -	1:08.353	7 -	1:05.947	12 -	1:04.567	
3 -	1:07.459	8 -	1:05.803	13 -	1:03.848	
4 -	1:07.170	9 -	1:05.315	14 -	1:04.246	
5 -	1:05.802	10 -	1:05.108			
51	Michael HIBBERD					Lotus 27
1 -	1:34.684	6 -	57.029	11 -	56.869	
2 -	58.554	7 -	55.645	12 -	56.673	
3 -	57.237	8 -	55.399	13 -	55.952	
4 -	57.093	9 -	55.165	14 -	55.956	
5 -	56.206	10 -	57.119	15 -	56.480	
52	James CLARIDGE					Lola Mk5A
1 -	1:27.981	6 -	1:02.358	11 -	58.621	
2 -	1:00.231	7 -	57.965	12 -	59.243	
3 -	1:28.570	8 -	1:01.720	13 -	57.144	
4 -	59.339	9 -	58.942	14 -	58.329	
5 -	57.661	10 -	57.413	15 -	58.659	

Car No 84 needs a working transponder please.
Weather : Sunny / Dry

Brands Hatch
Circuit Length = 1.1990 miles.
Start: 10:41 End: 10:56

HSCC Historic Formula Junior LAP ANALYSIS - QUALIFYING RACE 3

(contd.)

62	Simon ARMER					Cooper T59
1 -	1:10.643	6 -	57.402	11 -	56.513	16 - 56.310
2 -	59.604	7 -	56.868	12 -	57.367	
3 -	57.867	8 -	58.276	13 -	1:00.278	
4 -	58.805	9 -	58.853	14 -	56.775	
5 -	57.712	10 -	58.501	15 -	56.840	
66	Alexander MORTON					Ausper T3
1 -	1:30.967	6 -	1:05.667	11 -	1:02.515	
2 -	1:05.543	7 -	1:02.929	12 -	1:02.398	
3 -	1:04.649	8 -	1:03.371	13 -	1:02.341	
4 -	1:08.031	9 -	1:06.406	14 -	1:02.839	
5 -	1:03.990	10 -	1:01.885			
72	Andrew WILLIS					Lotus 18
1 -	1:59.494	6 -	58.398	11 -	1:00.174	
2 -	1:04.466	7 -	58.674	12 -	57.366	
3 -	1:00.813	8 -	59.978	13 -	58.968	
4 -	1:03.901	9 -	59.515	14 -	59.635	
5 -	59.146	10 -	57.470	15 -	58.455	
78	Paul SMEETH					Lotus 22
1 -	1:24.466	6 -	59.367	11 -	57.635	16 - 57.505
2 -	59.839	7 -	57.916	12 -	57.793	
3 -	59.445	8 -	58.071	13 -	57.811	
4 -	58.405	9 -	57.623	14 -	57.790	
5 -	58.974	10 -	57.281	15 -	57.297	
79	Andrew HIBBERD					Lotus 22
1 -	1:46.571	6 -	55.970	11 -	55.670	16 - 56.772
2 -	1:00.539	7 -	56.009	12 -	56.687	
3 -	57.550	8 -	56.260	13 -	55.096	
4 -	56.881	9 -	56.984	14 -	56.682	
5 -	57.221	10 -	55.840	15 -	56.734	
84	Mark WOODHOUSE					Lotus 20
1 -	1:40.111	6 -	56.359	11 -	55.546	16 - 55.983
2 -	58.286	7 -	56.213	12 -	56.263	
3 -	56.677	8 -	56.708	13 -	55.736	
4 -	55.523	9 -	54.966	14 -	56.349	
5 -	56.513	10 -	55.073	15 -	56.052	

Car No 84 needs a working transponder please.
Weather : Sunny / Dry

Brands Hatch
Circuit Length = 1.1990 miles.
Start: 10:41 End: 10:56

HSCC Historic Formula Junior LAP ANALYSIS - QUALIFYING RACE 3

(contd.)

85	John CHISHOLM				Gemini 3A
1 -	1:45.517	6 -	59.857	11 -	1:00.165
2 -	1:01.233	7 -	59.029	12 -	58.462
3 -	1:00.528	8 -	58.717	13 -	58.129
4 -	1:00.599	9 -	58.548	14 -	58.502
5 -	1:00.338	10 -	59.615	15 -	57.905
86	Hamish MORRISON				Cooper T67
1 -	1:24.720	6 -	56.513	11 -	56.089
2 -	1:00.633	7 -	55.967	12 -	56.879
3 -	57.405	8 -	55.936	13 -	59.255
4 -	56.604	9 -	56.890	14 -	55.883
5 -	57.351	10 -	57.674	15 -	58.186
88	Martin SHEPPARD				Cooper T59
1 -	1:45.397	6 -	1:06.014	11 -	1:06.355
2 -	1:13.298	7 -	1:04.724	12 -	1:03.244
3 -	1:10.580	8 -	1:03.903	13 -	1:02.612
4 -	1:09.070	9 -	1:03.711	14 -	1:03.386
5 -	1:07.597	10 -	1:02.879		

Car No 84 needs a working transponder please.
Weather : Sunny / Dry

HSCC Historic Formula Junior GRID FOR RACE 3

ROW 14	19 MANGER	24 ROBINSON
ROW 13	48 HEWES	26 DEXTER
ROW 12	88 SHEPPARD	25 FEATHERSTONE
ROW 11	39 WALLER	42 HAMILTON
ROW 10	66 MORTON	7 RABAGLIATI
ROW 9	32 GREEN	15 SPIEKER
ROW 8	35 BISHOP	22 LACKFORD
ROW 7	1 MUSSON	29 GRIMSHAW
ROW 6	21 STEVENSON	11 TRUSLOVE
ROW 5	85 CHISHOLM	72 WILLIS
ROW 4	78 SMEETH	52 CLARIDGE
ROW 3	62 ARMER	86 MORRISON
ROW 2	51 HIBBERD	79 HIBBERD
ROW 1	84 WOODHOUSE	
	POLE	

Car No 84 needs a working transponder please.

Weather : Sunny / Dry

These results are provisional until the conclusion of any judicial and technical matters.

Brands Hatch

Circuit Length = 1.1990 miles.

Start: 10:41 End: 10:56

Clerk of Course:	Stewards:	Timekeeper:
------------------	-----------	-------------

HSCC Historic Formula Junior PROVISIONAL RESULT - RACE 3

POS	NO	CL	DRIVER	NAT	CAR	TIME	LAPS	GAP	MPH	BEST
1	51	C2	Michael HIBBERD		Lotus 27	15:51.829	17		77.16	54.775
2	84	C2	Mark WOODHOUSE		Lotus 20	15:52.685	17	0.856	77.09	55.139
3	79	C2	Andrew HIBBERD		Lotus 22	16:00.096	17	8.267	76.50	55.190
4	86	C2	Hamish MORRISON		Cooper T67	16:15.480	17	23.651	75.29	56.114
5	62	C2	Simon ARMER		Cooper T59	16:36.686	17	44.857	73.69	57.462
6	72	C1	Andrew WILLIS		Lotus 18	16:40.499	17	48.670	73.41	56.603
7	11	A2	John TRUSLOVE		Lola MK2	16:43.919	17	52.090	73.16	57.591
8	85	C1	John CHISHOLM		Gemini 3A	16:46.292	17	54.463	72.98	58.016
9	21	A2	David STEVENSON		Mallock U2	16:06.459	16	1 LAP	71.53	59.268
10	29	A2	William GRIMSHAW		Moorland Mk1	16:22.577	16	1 LAP	70.35	59.753
11	22	A2	Robin LACKFORD		Elva 100	16:23.088	16	1 LAP	70.32	59.631
12	1	B	Kevin MUSSON		Lotus 18	16:23.991	16	1 LAP	70.25	59.782
13	15	A2	Ned SPIEKER		Lola Mk2	16:29.104	16	1 LAP	69.89	59.987
14	35	B	Tim BISHOP		Sauter	16:30.957	16	1 LAP	69.76	1:00.467
15	52	C2	James CLARIDGE		Lola Mk5A	16:40.392	16	1 LAP	69.10	57.025
16	32	B	Mark GREEN		Lotus 18	16:40.706	16	1 LAP	69.08	1:00.838
17	42	B	Simon HAMILTON		Lotus 18	16:42.162	16	1 LAP	68.98	1:00.766
18	7	A2	Duncan RABAGLIATI		Alexis HF1	15:52.910	15	2 LAPS	68.01	1:01.566
19	39	B	Mike WALLER		Kieft	16:00.644	15	2 LAPS	67.47	1:01.788
20	66	C2	Alexander MORTON		Ausper T3	16:01.621	15	2 LAPS	67.40	1:01.468
21	48	B	Paul HEWES		Lotus 18	16:20.641	15	2 LAPS	66.09	1:02.616
22	88	C2	Martin SHEPPARD		Cooper T59	16:24.818	15	2 LAPS	65.81	1:02.854
23	24	A1	Ian ROBINSON		Autosud	16:19.122	14	3 LAPS	61.78	1:07.314

NOT CLASSIFIED

26	A2	Roger DEXTER		Elva 100	12:41.015	10	D.N.F.	56.80	1:04.235
25	A2	Chris FEATHERSTONE		Bond	10:24.000	9	D.N.F.	62.36	1:04.604
78	C2	Paul SMEETH		Lotus 22	3:08.543	3	D.N.F.	69.04	57.862
19	A2	Rob MANGER		Elva 100	1:35.117	1	D.N.F.	46.09	

FASTEST LAP

51	C2	Michael HIBBERD		Lotus 27	54.775	13	78.80mph	126.82kph
72	C1	Andrew WILLIS		Lotus 18	56.603	17	76.25mph	122.72kph
11	A2	John TRUSLOVE		Lola MK2	57.591	3	74.94mph	120.61kph
1	B	Kevin MUSSON		Lotus 18	59.782	15	72.20mph	116.19kph
24	A1	Ian ROBINSON		Autosud	1:07.314	14	64.12mph	103.19kph

Weather : Sunny / Dry

These results are provisional until the conclusion of any judicial and technical matters.

Brands Hatch

Circuit Length = 1.1990 miles.

Start: 15:08 End: 15:24

Clerk of Course:	Stewards:	Timekeeper:
------------------	-----------	-------------

HSCC Historic Formula Junior LAP CHART FOR RACE 3

Lap 1			Lap 2			Lap 3			Lap 4			Lap 5		
No	Behind	Laptime	No	Behind	Laptime	No	Behind	Laptime	No	Behind	Laptime	No	Behind	Laptime
84		1:01.979	84		55.740	84		55.139	84		55.483	84		55.647
51	0.457	1:02.436	51	0.159	55.442	51	0.274	55.254	51	0.215	55.424	51	0.171	55.603
79	0.923	1:02.902	79	1.062	55.879	79	1.279	55.356	79	1.231	55.435	79	0.774	55.190
86	2.005	1:03.984	86	2.792	56.527	86	3.971	56.318	86	5.488	57.000	24	1 LAP	1:08.575
62	3.640	1:05.619	62	5.878	57.978	62	8.356	57.617	62	10.552	57.679	86	6.429	56.588
11	4.656	1:06.635	11	7.068	58.152	11	9.520	57.591	11	12.071	58.034	62	12.596	57.691
85	4.884	1:06.863	85	7.377	58.233	85	10.695	58.457	85	13.840	58.628	11	14.381	57.957
21	6.003	1:07.982	21	9.531	59.268	52	13.971	59.101	52	16.814	58.326	85	16.919	58.726
29	7.281	1:09.260	72	9.717	58.024	21	14.139	59.747	21	19.564	1:00.908	72	22.764	58.764
72	7.433	1:09.412	52	10.009	57.980	72	15.278	1:00.700	72	19.647	59.852	21	24.672	1:00.755
52	7.769	1:09.748	78	11.065	57.862	78	15.685	59.759	29	23.992	1:00.819	29	29.372	1:01.027
78	8.943	1:10.922	29	12.903	1:01.362	29	18.656	1:00.892	1	25.660	1:00.063	1	30.160	1:00.147
35	10.257	1:12.236	1	16.282	1:01.563	1	21.080	59.937	22	28.947	1:01.106	22	33.223	59.923
1	10.459	1:12.438	35	16.653	1:02.136	35	22.653	1:01.139	35	29.011	1:01.841	35	34.818	1:01.454
32	11.050	1:13.029	32	17.401	1:02.091	22	23.324	1:00.746	32	31.152	1:01.775	32	36.867	1:01.362
22	11.538	1:13.517	22	17.717	1:01.919	32	24.860	1:02.598	15	31.282	1:01.728	15	37.041	1:01.406
15	11.756	1:13.735	15	17.949	1:01.933	15	25.037	1:02.227	42	31.919	1:02.193	42	37.456	1:01.184
42	12.098	1:14.077	42	18.270	1:01.912	42	25.209	1:02.078	7	34.045	1:02.697	7	40.751	1:02.353
7	13.145	1:15.124	7	19.987	1:02.582	7	26.831	1:01.983	39	35.649	1:02.835	39	43.066	1:03.064
39	13.310	1:15.289	39	20.270	1:02.700	39	28.297	1:03.166	66	36.440	1:02.834	66	44.247	1:03.454
66	14.020	1:15.999	66	21.362	1:03.082	66	29.089	1:02.866	26	44.189	1:04.966	26	52.777	1:04.235
26	16.452	1:18.431	26	25.308	1:04.596	26	34.706	1:04.537	48	44.997	1:04.638	48	54.972	1:05.622
48	17.453	1:19.432	48	26.119	1:04.406	48	35.842	1:04.862	25	47.949	1:06.142			
25	18.843	1:20.822	25	27.707	1:04.604	25	37.290	1:04.722	88	48.697	1:04.870			
88	19.231	1:21.210	88	29.352	1:05.861	88	39.310	1:05.097						
24	20.991	1:22.970	24	32.836	1:07.585	24	45.488	1:07.791						
19	33.138	1:35.117P												

Weather : Sunny / Dry

HSCC Historic Formula Junior LAP CHART FOR RACE 3

(contd.)

Lap 6			Lap 7			Lap 8			Lap 9			Lap 10		
No	Behind	Laptime	No	Behind	Laptime	No	Behind	Laptime	No	Behind	Laptime	No	Behind	Laptime
51		56.200	51		55.362	51		55.262	51		55.107	51		56.990
84	0.298	56.669	84	1.583	56.647	84	2.225	55.904	84	2.572	55.454	84	0.871	55.289
79	0.724	56.321	79	1.984	56.622	79	2.953	56.231	79	3.722	55.876	15	1 LAP	1:01.084
88	1 LAP	1:06.104	26	1 LAP	1:06.930	39	1 LAP	1:04.415	7	1 LAP	1:04.415	79	2.818	56.086
25	1 LAP	1:07.016	48	1 LAP	1:05.127	66	1 LAP	1:04.622	39	1 LAP	1:03.025	32	1 LAP	1:03.704
52	1 LAP	1:40.116P	86	10.464	59.290	86	12.103	56.901	66	1 LAP	1:02.660	42	1 LAP	1:03.862
86	6.536	56.478	88	1 LAP	1:05.030	48	1 LAP	1:04.552	86	13.110	56.114	7	1 LAP	1:01.984
62	14.013	57.788	25	1 LAP	1:07.716	62	20.877	59.871	62	24.362	58.592	86	13.549	57.429
24	1 LAP	1:09.181	62	16.268	57.617	26	1 LAP	1:08.180	11	27.383	1:00.430	39	1 LAP	1:03.370
11	16.190	58.180	11	18.771	57.943	88	1 LAP	1:04.288	52	1 LAP	59.684	66	1 LAP	1:03.911
85	18.564	58.016	52	1 LAP	1:11.024	11	22.060	58.551	48	1 LAP	1:05.703	62	25.365	57.993
72	23.806	57.413	85	21.470	58.268	52	1 LAP	57.668	85	31.037	59.988	52	1 LAP	57.643
21	27.755	59.454	72	27.300	58.856	85	26.156	59.948	72	32.549	58.741	11	28.389	57.996
29	33.580	1:00.579	24	1 LAP	1:09.310	72	28.915	56.877	88	1 LAP	1:06.856	85	33.473	59.426
1	34.805	1:01.016	21	32.246	59.853	25	1 LAP	1:09.616	26	1 LAP	1:11.682	72	33.621	58.062
22	36.884	1:00.032	29	39.328	1:01.110	21	36.975	59.991	21	41.947	1:00.079	48	1 LAP	1:05.346
35	39.168	1:00.721	1	39.696	1:00.253	24	1 LAP	1:08.167	25	1 LAP	1:11.010	88	1 LAP	1:04.163
15	42.126	1:01.456	22	41.153	59.631	29	43.819	59.753	29	48.908	1:00.196	21	44.237	59.280
32	42.303	1:01.807	35	44.511	1:00.705	1	45.337	1:00.903	1	51.657	1:01.427	26	1 LAP	1:10.755
42	42.895	1:01.810	15	47.266	1:00.502	22	45.650	59.759	22	51.990	1:01.447	29	54.195	1:02.277
7	45.946	1:01.566	32	48.616	1:01.675	35	50.210	1:00.961	35	55.636	1:00.533	22	54.992	59.992
39	50.116	1:03.421	42	48.790	1:01.257	15	52.286	1:00.282	24	1 LAP	1:08.531			
66	50.935	1:03.059	7	52.292	1:01.708	32	54.863	1:01.509						
						42	54.897	1:01.369						

Weather : Sunny / Dry

Brands Hatch
Circuit Length = 1.1990 miles.
Start: 15:08 End: 15:24

HSCC Historic Formula Junior LAP CHART FOR RACE 3

(contd.)

Lap 11			Lap 12			Lap 13			Lap 14			Lap 15		
No	Behind	Laptime	No	Behind	Laptime	No	Behind	Laptime	No	Behind	Laptime	No	Behind	Laptime
51		55.786	51		56.145	51		54.775	51		56.084	51		55.089
1	1 LAP	1:01.782	84	0.513	55.806	88	2 LAPS	1:03.591	84	0.499	55.453	84	1.024	55.614
84	0.852	55.767	79	3.748	56.804	84	1.130	55.392	21	1 LAP	59.829	24	3 LAPS	1:09.615
79	3.089	56.057	22	1 LAP	1:02.689	79	4.564	55.591	79	4.900	56.420	21	1 LAP	59.340
35	1 LAP	1:01.741	29	1 LAP	1:03.851	22	1 LAP	59.860	48	2 LAPS	1:03.470	79	5.646	55.835
25	2 LAPS	1:12.352	1	1 LAP	1:01.979	29	1 LAP	59.887	88	2 LAPS	1:02.854	48	2 LAPS	1:02.964
15	1 LAP	1:01.135	35	1 LAP	1:02.048	1	1 LAP	1:00.236	22	1 LAP	1:00.329	88	2 LAPS	1:02.900
32	1 LAP	1:02.315	15	1 LAP	1:01.448	35	1 LAP	1:01.020	29	1 LAP	1:00.088	86	20.643	57.455
42	1 LAP	1:02.402	86	15.447	57.664	86	17.465	56.793	1	1 LAP	1:00.306	29	1 LAP	1:00.503
86	13.928	56.165	32	1 LAP	1:01.913	15	1 LAP	1:00.672	86	18.277	56.896	22	1 LAP	1:01.121
24	2 LAPS	1:10.983	42	1 LAP	1:01.779	32	1 LAP	1:01.322	35	1 LAP	1:01.212	1	1 LAP	1:00.585
7	1 LAP	1:02.409	7	1 LAP	1:03.179	42	1 LAP	1:01.655	15	1 LAP	1:00.330	15	1 LAP	1:00.756
39	1 LAP	1:01.788	24	2 LAPS	1:09.997	26	3 LAPS	2:26.703P	32	1 LAP	1:00.838	35	1 LAP	1:01.327
66	1 LAP	1:01.468	62	30.921	59.853	7	1 LAP	1:02.187	42	1 LAP	1:00.766	32	1 LAP	1:01.539
62	27.213	57.634	39	1 LAP	1:03.335	62	34.109	57.963	62	35.967	57.942	42	1 LAP	1:01.354
52	1 LAP	57.025	52	1 LAP	59.127	52	1 LAP	1:00.520	7	1 LAP	1:03.291	62	38.340	57.462
11	31.669	59.066	66	1 LAP	1:03.800	11	40.700	1:00.643	52	1 LAP	57.756	52	1 LAP	58.696
85	36.261	58.574	11	34.832	59.308	39	1 LAP	1:04.958	11	42.538	57.922	72	46.137	57.938
72	37.425	59.590	85	38.283	58.167	72	41.779	57.814	72	43.288	57.593	11	46.137	58.688
48	1 LAP	1:03.264	72	38.740	57.460	85	42.333	58.825	85	45.214	58.965	85	48.460	58.335
21	47.977	59.526	21	52.038	1:00.206	24	2 LAPS	1:09.499	39	1 LAP	1:03.562	7	1 LAP	1:04.288
88	1 LAP	1:03.525	48	1 LAP	1:05.038	66	1 LAP	1:05.168	66	1 LAP	1:03.413			

Weather : Sunny / Dry

msttimina.com

Page 3 of 4

Brands Hatch
Circuit Length = 1.1990 miles.
Start: 15:08 End: 15:24

Printed - 15:26 Sunday, 10 September 2006

HSCC Historic Formula Junior LAP CHART FOR RACE 3

(contd.)

Lap 16			Lap 17			Lap 18			Lap 19			Lap 20		
No	Behind	Laptime	No	Behind	Laptime	No	Behind	Laptime	No	Behind	Laptime	No	Behind	Laptime
51		55.878	51		54.992									
84	0.362	55.216	84	0.856	55.486									
39	2 LAPS	1:03.247	7	2 LAPS	1:03.144									
66	2 LAPS	1:02.383	79	8.267	57.680									
79	5.579	55.811	39	2 LAPS	1:02.469									
21	1 LAP	1:00.038	66	2 LAPS	1:02.902									
24	3 LAPS	1:09.604	21	1 LAP	1:00.203									
48	2 LAPS	1:03.601	86	23.651	57.099									
86	21.544	56.779	24	3 LAPS	1:07.314									
88	2 LAPS	1:03.420	48	2 LAPS	1:02.616									
29	1 LAP	59.757	29	1 LAP	1:01.216									
22	1 LAP	59.644	22	1 LAP	1:01.373									
1	1 LAP	59.782	1	1 LAP	1:01.574									
15	1 LAP	1:00.423	88	2 LAPS	1:05.049									
35	1 LAP	1:01.416	15	1 LAP	59.987									
32	1 LAP	1:01.214	35	1 LAP	1:00.467									
62	41.905	59.443	62	44.857	57.944									
42	1 LAP	1:01.379	52	1 LAP	58.366									
52	1 LAP	57.612	72	48.670	56.603									
72	47.059	56.800	32	1 LAP	1:02.015									
11	48.858	58.599	42	1 LAP	1:03.085									
85	50.931	58.349	11	52.090	58.224									
			85	54.463	58.524									

Weather : Sunny / Dry

HSCC "The School Garage" Historic Road Sports Championship QUALIFYING FOR RACE 4

POS	NO	CL	DRIVER	NAT	CAR	TIME	LAPS	GAP	MPH
1	1	C	Andy SHEPHERD		Lotus Seven S2	55.820	16		77.32
2	25	C	David RANDALL		Ginetta G4	56.370	16	0.550	76.57
3	52	B	Justin MURPHY		Milano GT Mk1	56.878	16	1.058	75.88
4	15	B	Mike EAGLES		Milano GT Mk1	57.606	16	1.786	74.93
5	22	C	John FITZGERALD		Lotus Elan S1	58.897	15	3.077	73.28
6	71	E	Dick COFFEY		Turner Mk1	59.338	15	3.518	72.74
7	2	D	Robert BARRIE		Porsche 911S	59.778	10	3.958	72.20
8	44	B	David KIRBY		Triumph TR6	1:01.038	15	5.218	70.71
9	68	C	Oliver PHILLIPS		Lotus 7	1:01.061	13	5.241	70.69
10	17	A	Adam SIMMONDS		Ford Mustang	1:01.701	14	5.881	69.95
11	96	D	Dick GRAINGER		Porsche 911	1:01.779	14	5.959	69.86
12	63	B	Colin SHARP		Triumph TR4A	1:02.151	14	6.331	69.45
13	53	F	John CHISHOLM		Jaguar XK120	1:03.830	9	8.010	67.62
14	98	F	Nick ASHMAN		MGTF	1:04.855	14	9.035	66.55
15	26	D	Melvin FLOYD		Fiat 124 Sports Coupe	1:06.823	9	11.003	64.59

Car No 53 needs a working transponder please.

Weather : Sunny / Dry

These results are provisional until the conclusion of any judicial and technical matters.

Brands Hatch

Circuit Length = 1.1990 miles.

Start: 11:14 End: 11:29

Clerk of Course:	Stewards:	Timekeeper:

HSCC "The School Garage" Historic Road Sports Championship LAP ANALYSIS - QUALIFYING RACE 4

1	Andy SHEPHERD	Lotus Seven S2					
1 -	1:30.516	6 -	57.620	11 -	55.820	16 -	57.311
2 -	58.520	7 -	56.709	12 -	56.871		
3 -	1:01.232	8 -	57.456	13 -	59.523		
4 -	59.544	9 -	56.232	14 -	57.582		
5 -	57.695	10 -	56.151	15 -	57.050		
2	Robert BARRIE	Porsche 911S					
1 -	1:35.399	6 -	59.778				
2 -	1:02.794	7 -	1:00.046				
3 -	1:00.935	8 -	1:00.018				
4 -	1:01.077	9 -	59.870				
5 -	1:01.361	10 -	4:44.909P				
15	Mike EAGLES	Milano GT Mk1					
1 -	1:20.459	6 -	57.767	11 -	58.039	16 -	59.108
2 -	59.272	7 -	59.124	12 -	58.957		
3 -	59.035	8 -	58.159	13 -	59.573		
4 -	58.484	9 -	58.003	14 -	59.553		
5 -	58.548	10 -	58.166	15 -	57.606		
17	Adam SIMMONDS	Ford Mustang					
1 -	1:36.297	6 -	1:01.738	11 -	1:02.047		
2 -	1:06.325	7 -	1:02.443	12 -	1:03.751		
3 -	1:02.924	8 -	1:01.955	13 -	1:01.916		
4 -	1:03.063	9 -	1:02.883	14 -	1:01.701		
5 -	1:02.124	10 -	1:01.819				
22	John FITZGERALD	Lotus Elan S1					
1 -	1:12.474	6 -	1:00.327	11 -	59.136		
2 -	1:00.653	7 -	59.733	12 -	59.084		
3 -	1:13.829	8 -	59.595	13 -	59.172		
4 -	1:00.216	9 -	59.554	14 -	58.897		
5 -	59.540	10 -	59.252	15 -	58.940		
25	David RANDALL	Ginetta G4					
1 -	1:18.273	6 -	58.027	11 -	56.734	16 -	56.370
2 -	58.609	7 -	58.051	12 -	56.545		
3 -	1:00.453	8 -	57.198	13 -	57.191		
4 -	57.388	9 -	57.078	14 -	56.444		
5 -	57.108	10 -	57.610	15 -	56.692		

Car No 53 needs a working transponder please.
Weather : Sunny / Dry

Brands Hatch
Circuit Length = 1.1990 miles.
Start: 11:14 End: 11:29

HSCC "The School Garage" Historic Road Sports Championship LAP ANALYSIS - QUALIFYING RACE 4

(contd.)

26	Melvin FLOYD	Fiat 124 Sports Coupe			
1 -	1:35.117	6 -	1:07.996		
2 -	1:11.668	7 -	1:08.146		
3 -	1:07.314	8 -	1:08.817		
4 -	1:07.485	9 -	2:50.451P		
5 -	1:06.823				
44	David KIRBY	Triumph TR6			
1 -	1:29.571	6 -	1:01.791	11 -	1:01.441
2 -	1:03.409	7 -	1:01.038	12 -	1:02.559
3 -	1:02.764	8 -	1:01.564	13 -	1:01.141
4 -	1:02.371	9 -	1:01.835	14 -	1:01.770
5 -	1:03.758	10 -	1:01.928	15 -	1:01.772
52	Justin MURPHY	Milano GT Mk1			
1 -	1:27.107	6 -	57.277	11 -	56.878
2 -	1:00.177	7 -	57.192	12 -	58.298
3 -	59.840	8 -	57.943	13 -	59.294
4 -	57.807	9 -	57.217	14 -	58.391
5 -	57.550	10 -	57.518	15 -	56.901
53	John CHISHOLM	Jaguar XK120			
1 -	1:20.309	6 -	1:04.209		
2 -	1:06.185	7 -	1:04.295		
3 -	1:06.277	8 -	1:03.830		
4 -	1:05.049	9 -	1:33.770P		
5 -	1:06.243				
63	Colin SHARP	Triumph TR4A			
1 -	1:46.947	6 -	1:05.163	11 -	1:03.523
2 -	1:08.796	7 -	1:07.278	12 -	1:02.772
3 -	1:05.180	8 -	1:06.233	13 -	1:02.937
4 -	1:05.119	9 -	1:03.391	14 -	1:02.151
5 -	1:05.640	10 -	1:02.896		
68	Oliver PHILLIPS	Lotus 7			
1 -	1:23.094	6 -	1:02.803	11 -	1:02.176
2 -	1:05.445	7 -	1:02.574	12 -	1:02.539
3 -	1:45.104P	8 -	1:05.734	13 -	1:01.061
4 -	1:11.388	9 -	2:03.043P		
5 -	1:05.143	10 -	1:11.556		

Car No 53 needs a working transponder please.
Weather : Sunny / Dry

Brands Hatch
Circuit Length = 1.1990 miles.
Start: 11:14 End: 11:29

HSCC "The School Garage" Historic Road Sports Championship LAP ANALYSIS - QUALIFYING RACE 4


(contd.)

71	Dick COFFEY				Turner Mk1
1 -	1:22.316	6 -	59.587	11 -	59.582
2 -	1:01.541	7 -	59.338	12 -	59.414
3 -	1:05.017	8 -	59.449	13 -	59.455
4 -	59.860	9 -	59.549	14 -	59.727
5 -	1:00.105	10 -	59.755	15 -	1:00.177
96	Dick GRAINGER				Porsche 911
1 -	1:36.839	6 -	1:02.373	11 -	1:03.726
2 -	1:07.155	7 -	1:02.627	12 -	1:02.496
3 -	1:03.281	8 -	1:02.614	13 -	1:02.169
4 -	1:02.442	9 -	1:02.467	14 -	1:03.437
5 -	1:01.779	10 -	1:02.048		
98	Nick ASHMAN				MGTF
1 -	1:33.419	6 -	1:05.943	11 -	1:05.634
2 -	1:12.905	7 -	1:06.375	12 -	1:04.855
3 -	1:07.122	8 -	1:05.213	13 -	1:04.978
4 -	1:07.557	9 -	1:06.396	14 -	1:05.461
5 -	1:05.406	10 -	1:05.595		

Car No 53 needs a working transponder please.
Weather : Sunny / Dry

HSCC "The School Garage" Historic Road Sports Championship

GRID FOR RACE 4

ROW 8	26	FLOYD	
ROW 7	53	CHISHOLM	98 ASHMAN
ROW 6	96	GRAINGER	63 SHARP
ROW 5	68	PHILLIPS	17 SIMMONDS
ROW 4	2	BARRIE	44 KIRBY
ROW 3	22	FITZGERALD	71 COFFEY
ROW 2	52	MURPHY	15 EAGLES
ROW 1	1	SHEPHERD	25 RANDALL
POLE			
			

Car No 53 needs a working transponder please.

Weather : Sunny / Dry

These results are provisional until the conclusion of any judicial and technical matters.

Brands Hatch

Circuit Length = 1.1990 miles.

Start: 11:14 End: 11:29

Clerk of Course:	Stewards:	Timekeeper:
------------------	-----------	-------------

HSCC "The School Garage" Historic Road Sports Championship PROVISIONAL RESULT - RACE 4

POS	NO	CL	DRIVER	NAT	CAR	TIME	LAPS	GAP	MPH	BEST
1	25	C	David RANDALL		Ginetta G4	10:35.543	11		74.81	56.789
2	1	C	Andy SHEPHERD		Lotus Seven S2	10:36.078	11	0.535	74.75	56.254
3	52	B	Justin MURPHY		Milano GT Mk1	10:43.360	11	7.817	73.90	57.447
4	2	D	Robert BARRIE		Porsche 911S	11:02.856	11	27.313	71.73	59.284
5	15	B	Mike EAGLES		Milano GT Mk1	11:03.005	11	27.462	71.71	57.885
6	22	C	John FITZGERALD		Lotus Elan S1	11:03.928	11	28.385	71.61	59.182
7	71	E	Dick COFFEY		Turner Mk1	11:11.351	11	35.808	70.82	59.624
8	17	A	Adam SIMMONDS		Ford Mustang	11:19.598	11	44.055	69.96	1:00.514
9	63	B	Colin SHARP		Triumph TR4A	11:21.591	11	46.048	69.76	1:00.744
10	68	C	Oliver PHILLIPS		Lotus 7	11:26.537	11	50.994	69.25	1:00.438
11	44	B	David KIRBY		Triumph TR6	11:29.342	11	53.799	68.97	1:01.346
12	96	D	Dick GRAINGER		Porsche 911	11:37.475	11	1:01.932	68.17	1:01.735
13	98	F	Nick ASHMAN		MGTF	11:06.996	10	1 LAP	64.81	1:04.828
14	53	F	John CHISHOLM		Jaguar XK120	11:18.482	10	1 LAP	63.71	1:04.655
15	26	D	Melvin FLOYD		Fiat 124 Sports Coupe	11:32.296	10	1 LAP	62.44	1:07.542

FASTEST LAP

1	C	Andy SHEPHERD	Lotus Seven S2	56.254	11	76.73mph	123.48kph
52	B	Justin MURPHY	Milano GT Mk1	57.447	6	75.13mph	120.92kph
2	D	Robert BARRIE	Porsche 911S	59.284	7	72.80mph	117.17kph
71	E	Dick COFFEY	Turner Mk1	59.624	2	72.39mph	116.50kph
17	A	Adam SIMMONDS	Ford Mustang	1:00.514	9	71.32mph	114.79kph
53	F	John CHISHOLM	Jaguar XK120	1:04.655	6	66.76mph	107.44kph

Weather : Sunny / Dry

These results are provisional until the conclusion of any judicial and technical matters.

Brands Hatch

Circuit Length = 1.1990 miles.

Start: 15:45 End: 15:56

Clerk of Course:	Stewards:	Timekeeper:
------------------	-----------	-------------

HSCC "The School Garage" Historic Road Sports Championship LAP CHART FOR RACE 4

Lap 1			Lap 2			Lap 3			Lap 4			Lap 5		
No	Behind	Laptime	No	Behind	Laptime	No	Behind	Laptime	No	Behind	Laptime	No	Behind	Laptime
52		1:04.069	25		57.516	25		56.807	25		57.024	25		57.237
25	0.465	1:04.534	52	0.325	58.306	52	1.022	57.504	52	1.901	57.903	1	2.064	56.901
1	1.949	1:06.018	1	1.763	57.795	1	1.826	56.870	1	2.400	57.598	52	2.420	57.756
2	3.111	1:07.180	2	4.509	59.379	2	7.008	59.306	2	9.518	59.534	2	11.713	59.432
22	3.795	1:07.864	22	5.097	59.283	22	7.472	59.182	22	10.004	59.556	22	12.305	59.538
68	4.974	1:09.043	68	7.485	1:00.492	68	11.254	1:00.576	71	14.609	1:00.192	71	17.171	59.799
17	5.558	1:09.627	71	8.057	59.624	71	11.441	1:00.191	68	15.081	1:00.851	68	18.282	1:00.438
71	6.414	1:10.483	17	9.119	1:01.542	17	13.006	1:00.694	17	17.274	1:01.292	15	20.320	58.760
44	6.770	1:10.839	63	10.629	1:01.554	63	14.983	1:01.161	15	18.797	57.967	17	21.164	1:01.127
63	7.056	1:11.125	44	11.116	1:02.327	44	15.699	1:01.390	63	18.995	1:01.036	63	22.937	1:01.179
96	10.446	1:14.515	96	14.351	1:01.886	15	17.854	58.801	44	20.774	1:02.099	44	25.778	1:02.241
53	12.515	1:16.584	15	15.860	58.577	96	20.054	1:02.510	96	25.307	1:02.277	96	29.805	1:01.735
98	12.843	1:16.912	53	20.118	1:05.584	53	28.883	1:05.572	53	37.018	1:05.159	53	44.546	1:04.765
15	15.264	1:19.333	98	21.943	1:07.081	98	30.628	1:05.492	98	38.793	1:05.189	98	46.384	1:04.828
26	16.947	1:21.016	26	26.639	1:07.673	26	37.817	1:07.985	26	48.589	1:07.796			

Weather : Sunny / Dry

HSCC "The School Garage" Historic Road Sports Championship

LAP CHART FOR RACE 4

(contd.)

Lap 6			Lap 7			Lap 8			Lap 9			Lap 10		
No	Behind	Laptime	No	Behind	Laptime	No	Behind	Laptime	No	Behind	Laptime	No	Behind	Laptime
25		56.984	25		56.789	25		57.713	25		57.088	25		56.950
1	1.960	56.880	1	1.761	56.590	1	1.720	57.672	1	1.437	56.805	1	1.182	56.695
26	1 LAP	1:07.709	52	4.000	57.906	53	1 LAP	1:05.668	52	5.407	58.310	52	6.497	58.040
52	2.883	57.447	26	1 LAP	1:08.444	52	4.185	57.898	53	1 LAP	1:06.097	53	1 LAP	1:05.388
2	14.185	59.456	2	16.680	59.284	98	1 LAP	1:06.299	98	1 LAP	1:05.195	98	1 LAP	1:05.095
22	14.835	59.514	22	17.439	59.393	2	18.827	59.860	2	21.167	59.428	2	24.233	1:00.016
71	19.842	59.655	15	22.945	57.885	22	19.640	59.914	22	22.106	59.554	22	24.799	59.643
15	21.849	58.513	71	23.094	1:00.041	15	23.582	58.350	15	24.790	58.296	15	25.968	58.128
17	25.090	1:00.910	17	29.329	1:01.028	26	1 LAP	1:08.223	71	28.878	1:00.006	71	32.180	1:00.252
63	27.373	1:01.420	63	31.346	1:00.762	71	25.960	1:00.579	26	1 LAP	1:07.584	17	40.271	1:01.091
68	29.903	1:08.605	68	35.290	1:02.176	17	32.704	1:01.088	17	36.130	1:00.514	63	42.141	1:00.834
44	30.572	1:01.778	44	36.095	1:02.312	63	34.601	1:00.968	63	38.257	1:00.744	26	1 LAP	1:07.542
96	35.328	1:02.507	96	40.499	1:01.960	68	38.523	1:00.946	68	42.603	1:01.168	68	47.206	1:01.553
53	52.217	1:04.655				44	40.194	1:01.812	44	44.452	1:01.346	44	49.038	1:01.536
98	54.250	1:04.850				96	46.397	1:03.611	96	51.488	1:02.179	96	56.525	1:01.987

Weather : Sunny / Dry

msttimina.com

Page 2 of 3

Brands Hatch
 Circuit Length = 1.1990 miles.
 Start: 15:45 End: 15:56

Printed - 15:59 Sunday, 10 September 2006

HSCC "The School Garage" Historic Road Sports Championship

LAP CHART FOR RACE 4

(contd.)

Lap 11			Lap 12			Lap 13			Lap 14			Lap 15		
No	Behind	Laptime	No	Behind	Laptime	No	Behind	Laptime	No	Behind	Laptime	No	Behind	Laptime
25		56.901												
1	0.535	56.254												
52	7.817	58.221												
2	27.313	59.981												
15	27.462	58.395												
22	28.385	1:00.487												
98	1 LAP	1:06.055												
71	35.808	1:00.529												
53	1 LAP	1:19.010												
17	44.055	1:00.685												
63	46.048	1:00.808												
68	50.994	1:00.689												
44	53.799	1:01.662												
26	1 LAP	1:08.324												
96	1:01.932	1:02.308												

Weather : Sunny / Dry

msttimina.com

Page 3 of 3

Brands Hatch
 Circuit Length = 1.1990 miles.
 Start: 15:45 End: 15:56

Printed - 15:59 Sunday, 10 September 2006

HSCC Classic Racing Cars for the Retro Track and Air Trophy QUALIFYING FOR RACE 5

POS	NO	CL	DRIVER	NAT	CAR	TIME	LAPS	GAP	MPH
1	1	E2	Matthew WATTS		Brabham BT16	51.083	16		84.49
2	92	E4	David COPLOWE		McLaren M4A	53.509	15	2.426	80.66
3	22	E4	Ian GRAY		Brabham BT30	53.921	17	2.838	80.05
4	56	C	Cliff GIDDENS		Brabham BT16	56.463	15	5.380	76.44
5	57	F	David WILD		Lola T200	56.508	15	5.425	76.38
6	90	C	Michael PULLEN		Brabham BT14	57.310	14	6.227	75.31
7	73	E2	John RAND		Palliser WDB2	57.568	15	6.485	74.97
8	62	E2	Alasdair PIKE		Brabham BT21	57.753	15	6.670	74.73
9	28	D	Richard URWIN		Brabham BT28	57.804	15	6.721	74.67
10	52	B	James CLARIDGE		Lola Mk5A	58.076	2	6.993	74.32
11	99	F	Jack UTLEY		Merlyn Mk20	58.159	14	7.076	74.21
12	67	B	Ned SPIEKER		Brabham BT6	58.970	15	7.887	73.19
13	8	C	Rodger NEWMAN		Brabham BT14	59.870	15	8.787	72.09
14	18	C	Harvey SYKES		Cooper T43	1:00.360	15	9.277	71.51
15	48	D	Trevor MESSETT		Brabham BT21	1:01.915	14	10.832	69.71
16	2	C	Scotty TAYLOR		Cooper T45	1:02.622	14	11.539	68.92
17	16	D	Nigel MILLER		Brabham BT21	1:02.844	14	11.761	68.68
18	24	A	Ian ROBINSON		Autosud	1:07.699	12	16.616	63.75
19	32	E2	Julian JUDD		Tecno F3	1:08.432	4	17.349	63.07

Car No 18 needs a working transponder please. Would 73 check connections as intermittent Brands Hatch

Weather : Sunny / Dry

Circuit Length = 1.1990 miles.

These results are provisional until the conclusion of any judicial and technical matters.

Start: 11:40 End: 12:02

Clerk of Course:	Stewards:	Timekeeper:
------------------	-----------	-------------

HSCC Classic Racing Cars for the Retro Track and Air Trophy LAP ANALYSIS - QUALIFYING RACE 5

1	Matthew WATTS	Brabham BT16					
1 -	1:34.360	6 -	52.419	11 -	51.966	16 -	1:25.788P
2 -	53.190	7 -	52.138	12 -	52.861		
3 -	7:32.558P	8 -	57.218	13 -	51.989		
4 -	58.167	9 -	51.923	14 -	51.426		
5 -	51.442	10 -	52.742	15 -	51.083		
2	Scotty TAYLOR	Cooper T45					
1 -	1:52.028	6 -	1:02.622	11 -	1:04.337		
2 -	1:09.451	7 -	1:10.390	12 -	1:03.462		
3 -	7:07.632P	8 -	1:12.032	13 -	1:02.762		
4 -	1:11.907	9 -	1:07.769	14 -	1:03.553		
5 -	1:03.824	10 -	1:06.139				
8	Rodger NEWMAN	Brabham BT14					
1 -	1:52.653	6 -	1:00.895	11 -	1:00.324		
2 -	1:04.655	7 -	1:00.397	12 -	1:01.158		
3 -	6:56.635P	8 -	1:00.645	13 -	1:00.197		
4 -	1:07.831	9 -	59.973	14 -	1:00.379		
5 -	59.870	10 -	1:00.654	15 -	1:00.703		
16	Nigel MILLER	Brabham BT21					
1 -	1:33.548	6 -	1:05.330	11 -	1:04.788		
2 -	1:03.576	7 -	1:03.795	12 -	1:03.740		
3 -	7:44.267P	8 -	1:07.314	13 -	1:05.118		
4 -	1:08.403	9 -	1:07.614	14 -	1:02.844		
5 -	1:04.406	10 -	1:04.634				
18	Harvey SYKES	Cooper T43					
1 -	1:54.618	6 -	1:01.765	11 -	1:00.663		
2 -	1:07.700	7 -	1:01.209	12 -	1:00.360		
3 -	7:02.483P	8 -	1:02.210	13 -	1:01.431		
4 -	1:08.856	9 -	1:02.787	14 -	1:00.551		
5 -	1:02.228	10 -	1:02.318	15 -	1:02.212		
22	Ian GRAY	Brabham BT30					
1 -	1:20.187	6 -	54.378	11 -	55.097	16 -	54.918
2 -	55.337	7 -	56.441	12 -	54.721	17 -	55.484
3 -	55.144	8 -	54.349	13 -	54.306		
4 -	6:55.000P	9 -	54.674	14 -	54.698		
5 -	1:01.949	10 -	1:00.301	15 -	53.921		

Car No 18 needs a working transponder please. Would 73 check connections as intermittent Brands Hatch

Weather : Sunny / Dry

Circuit Length = 1.1990 miles.

Start: 11:40 End: 12:02

HSCC Classic Racing Cars for the Retro Track and Air Trophy LAP ANALYSIS - QUALIFYING RACE 5

(contd.)

24	Ian ROBINSON	Autosud			
1 -	2:01.179	6 -	1:08.530	11 -	1:09.274
2 -	1:07.699	7 -	1:09.720	12 -	1:08.870
3 -	7:22.565P	8 -	1:11.356		
4 -	1:16.187	9 -	1:08.491		
5 -	1:08.163	10 -	1:07.791		
28	Richard URWIN	Brabham BT28			
1 -	1:39.172	6 -	58.847	11 -	1:02.427
2 -	59.931	7 -	59.480	12 -	58.765
3 -	7:31.724P	8 -	59.581	13 -	57.804
4 -	1:06.801	9 -	59.505	14 -	1:00.192
5 -	59.359	10 -	1:02.035	15 -	59.891
32	Julian JUDD	Tecno F3			
1 -	1:52.948				
2 -	1:08.432				
3 -	7:23.382P				
4 -	1:12.433				
48	Trevor MESSETT	Brabham BT21			
1 -	1:52.331	6 -	1:04.999	11 -	1:02.538
2 -	1:03.841	7 -	1:03.669	12 -	1:02.361
3 -	7:26.118P	8 -	1:07.139	13 -	1:01.915
4 -	1:09.638	9 -	1:04.003	14 -	1:03.605
5 -	1:03.376	10 -	1:02.747		
52	James CLARIDGE	Lola Mk5A			
1 -	1:14.011				
2 -	58.076				
56	Cliff GIDDENS	Brabham BT16			
1 -	1:24.541	6 -	58.549	11 -	57.758
2 -	1:00.354	7 -	56.899	12 -	56.597
3 -	7:36.846P	8 -	56.966	13 -	56.463
4 -	1:02.856	9 -	57.759	14 -	57.349
5 -	57.052	10 -	1:02.534	15 -	56.733

Car No 18 needs a working transponder please. Would 73 check connections as intermittent Brands Hatch
Weather : Sunny / Dry

Circuit Length = 1.1990 miles.
Start: 11:40 End: 12:02

HSCC Classic Racing Cars for the Retro Track and Air Trophy LAP ANALYSIS - QUALIFYING RACE 5

(contd.)

57	David WILD	Lola T200			
1 -	1:37.013	6 -	57.090	11 -	57.770
2 -	57.484	7 -	56.936	12 -	56.919
3 -	7:37.796P	8 -	57.586	13 -	57.041
4 -	1:04.282	9 -	57.303	14 -	57.664
5 -	58.298	10 -	57.083	15 -	56.508
62	Alasdair PIKE	Brabham BT21			
1 -	1:53.190	6 -	58.248	11 -	58.217
2 -	1:09.701	7 -	57.753	12 -	59.546
3 -	7:14.606P	8 -	59.075	13 -	59.469
4 -	1:05.671	9 -	59.368	14 -	1:00.465
5 -	1:00.494	10 -	58.187	15 -	58.339
67	Ned SPIEKER	Brabham BT6			
1 -	1:40.099	6 -	59.398	11 -	1:00.164
2 -	1:01.240	7 -	59.727	12 -	59.112
3 -	7:26.311P	8 -	59.238	13 -	59.279
4 -	1:07.173	9 -	59.785	14 -	1:00.183
5 -	1:00.744	10 -	1:00.455	15 -	58.970
73	John RAND	Palliser WDB2			
1 -	1:54.299	6 -	59.900	11 -	58.089
2 -	1:03.824	7 -	59.512	12 -	57.683
3 -	7:05.878P	8 -	59.941	13 -	58.707
4 -	1:07.909	9 -	58.502	14 -	57.568
5 -	1:00.162	10 -	1:01.331	15 -	59.185
90	Michael PULLEN	Brabham BT14			
1 -	1:30.218	6 -	1:00.335	11 -	57.993
2 -	58.927	7 -	1:01.548	12 -	1:00.048
3 -	7:57.539P	8 -	1:14.670	13 -	57.310
4 -	1:06.296	9 -	1:25.059	14 -	59.793
5 -	57.934	10 -	59.793		
92	David COPLOWE	McLaren M4A			
1 -	1:53.100	6 -	55.902	11 -	55.416
2 -	59.311	7 -	53.931	12 -	54.483
3 -	7:27.097P	8 -	55.274	13 -	54.119
4 -	1:00.144	9 -	53.808	14 -	53.509
5 -	56.283	10 -	59.735	15 -	54.468

Car No 18 needs a working transponder please. Would 73 check connections as intermittent Brands Hatch
Weather : Sunny / Dry

Circuit Length = 1.1990 miles.
Start: 11:40 End: 12:02

HSCC Classic Racing Cars for the Retro Track and Air Trophy LAP ANALYSIS - QUALIFYING RACE 5

(contd.)

99	Jack UTLEY				Merlyn Mk20
1 -	1:35.794	6 -	59.986	11 -	59.599
2 -	1:02.309	7 -	1:03.203	12 -	59.191
3 -	7:51.158P	8 -	1:08.916	13 -	59.325
4 -	1:07.727	9 -	1:00.143	14 -	58.785
5 -	58.829	10 -	58.159		

Car No 18 needs a working transponder please. Would 73 check connections as intermittent Brands Hatch
Weather : Sunny / Dry

Circuit Length = 1.1990 miles.
Start: 11:40 End: 12:02

HSCC Classic Racing Cars for the Retro Track and Air Trophy

GRID FOR RACE 5

ROW 10	32 JUDD	
		24 ROBINSON
ROW 9	16 MILLER	
		2 TAYLOR
ROW 8	48 MESSETT	
		18 SYKES
ROW 7	8 NEWMAN	
		67 SPIEKER
ROW 6	99 UTLEY	
		52 CLARIDGE
ROW 5	28 URWIN	
		62 PIKE
ROW 4	73 RAND	
		90 PULLEN
ROW 3	57 WILD	
		56 GIDDENS
ROW 2	22 GRAY	
		92 COPLOWE
ROW 1	1 WATTS	
	POLE	

Car No 18 needs a working transponder please. Would 73 check connections as intermittent Brands Hatch

Weather : Sunny / Dry

Circuit Length = 1.1990 miles.

These results are provisional until the conclusion of any judicial and technical matters.

Start: 11:40 End: 12:02

Clerk of Course:	Stewards:	Timekeeper:
------------------	-----------	-------------

HSCC Classic Racing Cars for the Retro Track and Air Trophy PROVISIONAL RESULT - RACE 5

POS	NO	CL	DRIVER	NAT	CAR	TIME	LAPS	GAP	MPH	BEST
1	1	E2	Matthew WATTS		Brabham BT16	15:26.965	17		79.23	51.760
2	22	E4	Ian GRAY		Brabham BT30	15:57.140	17	30.175	76.73	53.912
3	92	E4	David COPLOWE		McLaren M4A	15:57.925	17	30.960	76.67	53.319
4	90	C	Michael PULLEN		Brabham BT14	15:36.279	16	1 LAP	73.83	56.513
5	56	C	Cliff GIDDENS		Brabham BT16	15:49.401	16	1 LAP	72.81	56.056
6	72	E4	Simon LANGMAN		Brabham BT30	16:07.821	16	1 LAP	71.42	55.686
7	73	E2	John RAND		Palliser WDB2	16:10.421	16	1 LAP	71.23	57.934
8	28	D	Richard URWIN		Brabham BT28	16:14.421	16	1 LAP	70.94	58.009
9	62	E2	Alasdair PIKE		Brabham BT21	16:23.459	16	1 LAP	70.29	58.356
10	99	F	Jack UTLEY		Merlyn Mk20	15:29.516	15	2 LAPS	69.72	58.853
11	48	D	Trevor MESSETT		Brabham BT21	15:30.070	15	2 LAPS	69.68	59.258
12	52	B	James CLARIDGE		Lola Mk5A	15:35.031	15	2 LAPS	69.31	57.057
13	67	B	Ned SPIEKER		Brabham BT6	15:57.156	15	2 LAPS	67.71	58.990
14	8	C	Rodger NEWMAN		Brabham BT14	15:58.619	15	2 LAPS	67.61	59.218
15	16	D	Nigel MILLER		Brabham BT21	15:58.627	15	2 LAPS	67.61	1:00.676
16	2	C	Scotty TAYLOR		Cooper T45	16:11.824	15	2 LAPS	66.69	1:01.387
17	24	A	Ian ROBINSON		Autosud	15:39.602	13	4 LAPS	59.79	1:06.756

NOT CLASSIFIED

57	F	David WILD		Lola T200	7:47.156	8	D.N.F.	74.06	56.357
18	C	Harvey SYKES		Cooper T43	6:17.814	6	D.N.F.	68.72	59.898

FASTEST LAP

1	E2	Matthew WATTS		Brabham BT16	51.760	3	83.39mph	134.20kph
92	E4	David COPLOWE		McLaren M4A	53.319	4	80.95mph	130.28kph
56	C	Cliff GIDDENS		Brabham BT16	56.056	2	77.00mph	123.92kph
57	F	David WILD		Lola T200	56.357	5	76.59mph	123.26kph
52	B	James CLARIDGE		Lola Mk5A	57.057	5	75.65mph	121.74kph
28	D	Richard URWIN		Brabham BT28	58.009	4	74.40mph	119.75kph
24	A	Ian ROBINSON		Autosud	1:06.756	2	64.65mph	104.05kph

Weather : Sunny / Dry

These results are provisional until the conclusion of any judicial and technical matters.

Brands Hatch

Circuit Length = 1.1990 miles.

Start: 16:04 End: 16:19

Clerk of Course:	Stewards:	Timekeeper:
------------------	-----------	-------------

HSCC Classic Racing Cars for the Retro Track and Air Trophy LAP CHART FOR RACE 5

Lap 1			Lap 2			Lap 3			Lap 4			Lap 5		
No	Behind	Laptime	No	Behind	Laptime	No	Behind	Laptime	No	Behind	Laptime	No	Behind	Laptime
1		57.161	1		51.839	1		51.760	1		51.760	1		51.822
92	2.666	59.827	22	5.347	54.140	22	7.666	54.079	24	1 LAP	1:07.844	22	12.133	54.137
22	3.046	1:00.207	92	5.789	54.962	92	8.611	54.582	22	9.818	53.912	92	12.476	54.128
56	5.055	1:02.216	56	9.272	56.056	56	14.181	56.669	92	10.170	53.319	24	1 LAP	1:10.016
57	7.132	1:04.293	90	12.357	56.715	90	17.445	56.848	56	19.071	56.650	56	23.404	56.155
90	7.481	1:04.642	57	12.503	57.210	57	18.490	57.747	90	22.534	56.849	90	27.225	56.513
73	9.160	1:06.321	73	15.255	57.934	73	21.952	58.457	57	23.841	57.111	57	28.376	56.357
52	9.888	1:07.049	52	15.727	57.678	52	22.348	58.381	73	28.500	58.308	52	33.884	57.057
28	10.924	1:08.085	28	17.516	58.431	28	24.210	58.454	52	28.649	58.061	73	35.798	59.120
99	11.998	1:09.159	99	19.713	59.554	99	26.806	58.853	28	30.459	58.009	28	36.828	58.191
67	12.213	1:09.374	67	19.975	59.601	67	27.544	59.329	72	34.605	58.364	72	38.469	55.686
2	14.012	1:11.173	72	22.950	59.374	72	28.001	56.811	99	35.074	1:00.028	99	42.310	59.058
8	14.193	1:11.354	2	23.560	1:01.387	8	31.025	59.218	67	35.690	59.906	67	42.858	58.990
62	14.658	1:11.819	8	23.567	1:01.213	62	33.119	1:00.143	8	39.021	59.756	8	48.004	1:00.805
72	15.415	1:12.576	62	24.736	1:01.917	2	33.945	1:02.145	62	39.715	58.356	62	48.225	1:00.332
16	16.794	1:13.955	48	24.768	59.536	48	34.373	1:01.365	48	41.871	59.258	48	49.349	59.300
48	17.071	1:14.232	16	26.458	1:01.503	16	35.374	1:00.676	18	43.843	59.964	18	51.919	59.898
18	17.532	1:14.693	18	26.777	1:01.084	18	35.639	1:00.622	2	43.875	1:01.690			
24	21.549	1:18.710	24	36.466	1:06.756				16	44.936	1:01.322			

Weather : Sunny / Dry

HSCC Classic Racing Cars for the Retro Track and Air Trophy LAP CHART FOR RACE 5

(contd.)

Lap 6			Lap 7			Lap 8			Lap 9			Lap 10		
No	Behind	Laptime	No	Behind	Laptime	No	Behind	Laptime	No	Behind	Laptime	No	Behind	Laptime
1		52.110	1		55.371	1		56.513	1		56.489	1		56.652
2	1 LAP	1:02.012	62	1 LAP	1:01.927	99	1 LAP	1:02.162	72	1 LAP	1:00.591	72	1 LAP	1:01.263
16	1 LAP	1:01.988	8	1 LAP	1:03.015	62	1 LAP	1:02.014	28	1 LAP	1:03.995	73	1 LAP	1:03.310
22	14.172	54.149	48	1 LAP	1:03.357	8	1 LAP	1:03.800	99	1 LAP	1:03.411	52	1 LAP	1:07.928
92	14.657	54.291	18	1 LAP	1:01.553	48	1 LAP	1:02.879	62	1 LAP	1:01.372	28	1 LAP	1:02.370
56	28.307	57.013	2	1 LAP	1:02.042	22	16.402	57.982	24	2 LAPS	1:16.372	99	1 LAP	1:03.774
90	32.120	57.005	16	1 LAP	1:02.708	2	1 LAP	1:04.678	22	17.265	57.352	22	18.304	57.691
57	32.909	56.643	92	14.191	54.905	92	17.034	59.356	48	1 LAP	1:02.489	92	18.745	57.001
24	1 LAP	1:08.396	22	14.933	56.132	16	1 LAP	1:03.535	92	18.396	57.851	62	1 LAP	1:02.334
52	38.872	57.098	56	31.026	58.090	67	1 LAP	1:19.682	8	1 LAP	1:07.772	48	1 LAP	1:02.438
72	42.747	56.388	90	33.685	56.936	56	35.251	1:00.738	16	1 LAP	1:03.923	16	1 LAP	1:06.589
73	42.757	59.069	57	35.358	57.820	90	35.470	58.298	67	1 LAP	1:03.975	67	1 LAP	1:05.341
28	44.256	59.538	52	44.169	1:00.668	57	38.820	59.975	2	1 LAP	1:07.552	8	1 LAP	1:09.954
99	50.023	59.823	73	50.342	1:02.956	52	52.557	1:04.901	90	38.287	59.306	24	2 LAPS	1:16.312
67	50.939	1:00.191	28	51.317	1:02.432	73	55.737	1:01.908	56	41.378	1:02.616	2	1 LAP	1:07.609
			72	52.610	1:05.234							90	40.148	58.513
			24	1 LAP	1:12.834							56	46.640	1:01.914

Weather : Sunny / Dry

msttimina.com

Page 2 of 4

Brands Hatch
Circuit Length = 1.1990 miles.
Start: 16:04 End: 16:19

Printed - 16:25 Sunday, 10 September 2006

HSCC Classic Racing Cars for the Retro Track and Air Trophy

LAP CHART FOR RACE 5

(contd.)

Lap 11			Lap 12			Lap 13			Lap 14			Lap 15		
No	Behind	Laptime	No	Behind	Laptime	No	Behind	Laptime	No	Behind	Laptime	No	Behind	Laptime
1		55.330	1		54.901	1		55.721	1		55.652	1		54.936
72	1 LAP	1:00.519	24	3 LAPS	1:16.614	56	1 LAP	1:00.960	67	2 LAPS	1:03.614	90	1 LAP	58.242
73	1 LAP	1:01.682	72	1 LAP	1:00.552	2	2 LAPS	1:05.359	16	2 LAPS	1:03.454	67	2 LAPS	1:02.596
52	1 LAP	1:02.569	73	1 LAP	1:01.164	24	3 LAPS	1:10.768	8	2 LAPS	1:03.227	56	1 LAP	1:00.187
28	1 LAP	1:02.738	52	1 LAP	1:01.477	72	1 LAP	59.952	56	1 LAP	59.863	16	2 LAPS	1:03.429
22	20.451	57.477	22	21.987	56.437	22	22.979	56.713	2	2 LAPS	1:04.635	8	2 LAPS	1:03.474
92	21.199	57.784	28	1 LAP	1:01.623	92	23.595	56.255	22	24.331	57.004	2	2 LAPS	1:04.824
99	1 LAP	1:02.992	92	23.061	56.763	73	1 LAP	1:01.074	92	24.613	56.670	22	25.784	56.389
62	1 LAP	1:00.394	99	1 LAP	1:02.438	52	1 LAP	1:01.923	72	1 LAP	1:00.956	92	26.757	57.080
48	1 LAP	1:01.102	62	1 LAP	1:00.655	28	1 LAP	1:01.864	73	1 LAP	1:00.234	72	1 LAP	59.757
67	1 LAP	1:04.421	48	1 LAP	1:00.462	62	1 LAP	1:00.649	28	1 LAP	1:00.245	73	1 LAP	1:00.023
16	1 LAP	1:04.659	90	50.564	59.672	99	1 LAP	1:02.032	24	3 LAPS	1:12.156	28	1 LAP	59.552
90	45.793	1:00.975	67	1 LAP	1:04.172	48	1 LAP	1:00.384	62	1 LAP	1:01.472	62	1 LAP	1:01.357
8	1 LAP	1:06.503	16	1 LAP	1:05.366	90	53.944	59.101	99	1 LAP	1:01.507	99	1 LAP	1:01.894
2	1 LAP	1:06.641	8	1 LAP	1:03.804				48	1 LAP	1:01.263	24	3 LAPS	1:10.871
56	53.532	1:02.222							52	1 LAP	1:17.124	48	1 LAP	1:00.983

Weather : Sunny / Dry

msttimina.com

Page 3 of 4

Brands Hatch
 Circuit Length = 1.1990 miles.
 Start: 16:04 End: 16:19

Printed - 16:25 Sunday, 10 September 2006

HSCC Classic Racing Cars for the Retro Track and Air Trophy LAP CHART FOR RACE 5

(contd.)

Lap 16			Lap 17			Lap 18			Lap 19			Lap 20		
No	Behind	Laptime	No	Behind	Laptime	No	Behind	Laptime	No	Behind	Laptime	No	Behind	Laptime
1		53.984	1		54.964									
52	2 LAPS	1:01.819	99	2 LAPS	1:02.831									
90	1 LAP	58.169	48	2 LAPS	1:01.022									
56	1 LAP	59.586	52	2 LAPS	1:01.298									
67	2 LAPS	1:03.160	90	1 LAP	58.495									
16	2 LAPS	1:01.565	24	4 LAPS	1:11.953									
8	2 LAPS	1:01.912	56	1 LAP	58.466									
22	27.972	56.172	67	2 LAPS	1:02.804									
92	29.897	57.124	22	30.175	57.167									
72	1 LAP	58.495	92	30.960	56.027									
2	2 LAPS	1:05.361	8	2 LAPS	1:02.812									
73	1 LAP	59.400	16	2 LAPS	1:03.955									
28	1 LAP	59.249	72	1 LAP	1:01.303									
62	1 LAP	59.876	73	1 LAP	59.461									
			2	2 LAPS	1:04.716									
			28	1 LAP	59.645									
			62	1 LAP	58.842									

Weather : Sunny / Dry

msttimina.com

Page 4 of 4

Brands Hatch
Circuit Length = 1.1990 miles.
Start: 16:04 End: 16:19

Printed - 16:25 Sunday, 10 September 2006

HSCC "Duo" Derek Bell Trophy QUALIFYING FOR RACE 6

POS	NO	CL	DRIVER	NAT	CAR	TIME	LAPS	GAP	MPH
1	51	B	Steve MAXTED		Lola T360	46.232	18		93.36
2	1	A	Frank LYONS		Lola T332	46.791	16	0.559	92.24
3	54	B	Mark DWYER		March 742	46.994	13	0.762	91.85
4	48	C	Stuart TILLEY		Modus M1	48.721	11	2.489	88.59
5	7	C	Chris SHARPLES		Chevron B29	49.139	10	2.907	87.84
6	63	C	Paul SMITH		Ralt RT1	49.967	16	3.735	86.38
7	32	B	David COPLOWE		March 712	49.982	14	3.750	86.35
8	18	B	Paul DUDLEY		Tecno	51.205	15	4.973	84.29
9	37	B	Lincoln SMALL		Brabham BT30	52.732	15	6.500	81.85
10	23	C	Nick OVERALL		Lyncar 001	54.152	14	7.920	79.70
11	74	A	Judy LYONS		Eagle FA74	58.320	13	12.088	74.01
12	73	A	Tim BARRY		Trojan T102	58.877	4	12.645	73.31

Car No 23 needs a working transponder please.

Weather : Sunny / Dry

These results are provisional until the conclusion of any judicial and technical matters.

Brands Hatch

Circuit Length = 1.1990 miles.

Start: 12:10 End: 12:27

Clerk of Course:	Stewards:	Timekeeper:
------------------	-----------	-------------

HSCC "Duo" Derek Bell Trophy LAP ANALYSIS - QUALIFYING RACE 6

1	Frank LYONS	Lola T332					
1 -	1:02.389	6 -	54.318	11 -	47.860	16 -	48.054
2 -	49.219	7 -	47.182	12 -	4:09.240P		
3 -	48.399	8 -	47.550	13 -	52.814		
4 -	48.224	9 -	47.533	14 -	46.791		
5 -	1:33.637P	10 -	48.730	15 -	47.373		
7	Chris SHARPLES	Chevron B29					
1 -	1:10.308	6 -	53.152				
2 -	51.164	7 -	49.153				
3 -	50.269	8 -	49.224				
4 -	50.296	9 -	50.720				
5 -	49.442	10 -	49.139				
18	Paul DUDLEY	Tecno					
1 -	1:23.080	6 -	51.648	11 -	4:33.737P		
2 -	55.790	7 -	51.409	12 -	59.552		
3 -	52.961	8 -	51.642	13 -	52.964		
4 -	52.244	9 -	51.205	14 -	52.795		
5 -	51.689	10 -	51.293	15 -	52.290		
23	Nick OVERALL	Lyncar 001					
1 -	1:37.105	6 -	55.033	11 -	1:01.070		
2 -	57.902	7 -	55.644	12 -	55.133		
3 -	56.905	8 -	56.470	13 -	54.152		
4 -	56.711	9 -	54.449	14 -	56.278		
5 -	58.503	10 -	5:11.799P				
32	David COPLOWE	March 712					
1 -	1:29.572	6 -	1:00.758	11 -	51.169		
2 -	55.016	7 -	50.539	12 -	51.343		
3 -	51.683	8 -	50.427	13 -	49.982		
4 -	50.630	9 -	4:09.061P	14 -	50.361		
5 -	2:46.690P	10 -	57.931				
37	Lincoln SMALL	Brabham BT30					
1 -	1:25.936	6 -	54.278	11 -	3:54.497P		
2 -	58.821	7 -	54.610	12 -	1:01.335		
3 -	56.428	8 -	54.897	13 -	59.784		
4 -	54.879	9 -	53.064	14 -	52.900		
5 -	54.431	10 -	54.576	15 -	52.732		

Car No 23 needs a working transponder please.
Weather : Sunny / Dry

Brands Hatch
Circuit Length = 1.1990 miles.
Start: 12:10 End: 12:27

HSCC "Duo" Derek Bell Trophy LAP ANALYSIS - QUALIFYING RACE 6

(contd.)


48	Stuart TILLEY						Modus M1
1 -	1:09.740	6 -	48.897	11 -	48.959		
2 -	51.050	7 -	49.117				
3 -	49.317	8 -	49.667				
4 -	49.096	9 -	48.721				
5 -	48.755	10 -	48.774				
51	Steve MAXTED						Lola T360
1 -	1:03.302	6 -	47.530	11 -	46.969	16 - 46.555	
2 -	49.417	7 -	47.018	12 -	47.566	17 - 56.902	
3 -	48.196	8 -	46.688	13 -	3:38.893P	18 - 46.232	
4 -	48.702	9 -	46.789	14 -	53.577		
5 -	47.643	10 -	47.885	15 -	47.164		
54	Mark DWYER						March 742
1 -	1:19.837	6 -	46.994	11 -	56.424		
2 -	53.942	7 -	47.132	12 -	47.779		
3 -	2:00.564P	8 -	48.047	13 -	47.519		
4 -	56.587	9 -	47.172				
5 -	47.713	10 -	5:21.880P				
63	Paul SMITH						Ralt RT1
1 -	1:02.993	6 -	52.951	11 -	50.482	16 - 50.355	
2 -	53.058	7 -	50.769	12 -	4:38.750P		
3 -	52.214	8 -	50.705	13 -	58.201		
4 -	52.834	9 -	49.967	14 -	50.406		
5 -	51.539	10 -	50.588	15 -	50.217		
73	Tim BARRY						Trojan T102
1 -	1:37.015						
2 -	1:02.166						
3 -	1:01.411						
4 -	58.877						
74	Judy LYONS						Eagle FA74
1 -	1:39.458	6 -	1:04.124	11 -	59.522		
2 -	1:05.441	7 -	1:01.148	12 -	1:00.052		
3 -	1:04.880	8 -	1:03.800	13 -	58.320		
4 -	1:27.856P	9 -	4:27.541P				
5 -	1:12.138	10 -	1:05.861				

Car No 23 needs a working transponder please.
Weather : Sunny / Dry

Brands Hatch
Circuit Length = 1.1990 miles.
Start: 12:10 End: 12:27

HSCC "Duo" Derek Bell Trophy

GRID FOR RACE 6

ROW 6	74 LYONS	73 BARRY
ROW 5	37 SMALL	23 OVERALL
ROW 4	32 COPLOWE	18 DUDLEY
ROW 3	7 SHARPLES	63 SMITH
ROW 2	54 DWYER	48 TILLEY
ROW 1	51 MAXTED	1 LYONS
POLE		
		

Car No 23 needs a working transponder please.

Weather : Sunny / Dry

These results are provisional until the conclusion of any judicial and technical matters.

Brands Hatch

Circuit Length = 1.1990 miles.

Start: 12:10 End: 12:27

Clerk of Course:

Stewards:

Timekeeper:

HSCC "Duo" Derek Bell Trophy PROVISIONAL RESULT - RACE 6

POS	NO	CL	DRIVER	NAT	CAR	TIME	LAPS	GAP	MPH	BEST
1	1	A	Frank LYONS		Lola T332	15:29.239	19		88.33	47.523
2	48	C	Stuart TILLEY		Modus M1	15:54.592	19	25.353	85.98	49.198
3	7	C	Chris SHARPLES		Chevron B29	15:56.699	19	27.460	85.79	49.214
4	63	C	Paul SMITH		Ralt RT1	15:35.434	18	1 LAP	83.13	50.357
5	18	B	Paul DUDLEY		Tecno	15:31.393	17	2 LAPS	78.85	51.853
6	37	B	Lincoln SMALL		Brabham BT30	15:38.030	17	2 LAPS	78.29	53.000
7	23	C	Nick OVERALL		Lyncar 001	15:45.015	17	2 LAPS	77.72	53.901
8	74	A	Judy LYONS		Eagle FA74	15:42.136	16	3 LAPS	73.37	54.879

NOT CLASSIFIED

54	B	Mark DWYER		March 742	6:25.088	8	D.N.F.	89.84	46.796
51	B	Steve MAXTED		Lola T360	6:25.206	8	D.N.F.	89.82	47.338
32	B	David COPLOWE		March 712	7:02.971	8	D.N.F.	81.80	51.743
73	A	Tim BARRY		Trojan T102	4:35.679	5	D.N.F.	78.53	52.455

FASTEST LAP

54	B	Mark DWYER		March 742	46.796	3	92.23mph	148.44kph
1	A	Frank LYONS		Lola T332	47.523	2	90.82mph	146.17kph
48	C	Stuart TILLEY		Modus M1	49.198	6	87.73mph	141.19kph

Weather : Sunny / Dry

These results are provisional until the conclusion of any judicial and technical matters.

Brands Hatch

Circuit Length = 1.1990 miles.

Start: 16:30 End: 16:45

Clerk of Course:

Stewards:

Timekeeper:

HSCC "Duo" Derek Bell Trophy LAP CHART FOR RACE 6

Lap 1			Lap 2			Lap 3			Lap 4			Lap 5		
No	Behind	Laptime	No	Behind	Laptime	No	Behind	Laptime	No	Behind	Laptime	No	Behind	Laptime
1		49.981	1		47.523	1		47.751	1		47.579	1		47.900
51	0.962	50.943	51	0.933	47.494	54	0.442	46.796	54	0.415	47.552	54	0.669	48.154
54	2.057	52.038	54	1.397	46.863	51	0.812	47.630	51	0.571	47.338	51	0.793	48.122
48	3.430	53.411	48	6.472	50.565	48	8.492	49.771	48	10.633	49.720	48	12.080	49.347
7	4.510	54.491	7	8.066	51.079	7	10.849	50.534	7	13.301	50.031	7	14.989	49.588
63	5.464	55.445	63	9.023	51.082	63	12.251	50.979	63	15.029	50.357	63	17.887	50.758
18	7.289	57.270	18	12.376	52.610	18	16.901	52.276	18	21.184	51.862	18	25.137	51.853
32	7.574	57.555	32	13.172	53.121	32	17.360	51.939	32	21.834	52.053	32	25.677	51.743
37	8.518	58.499	37	14.978	53.983	37	20.227	53.000	37	25.755	53.107	37	34.830	56.975
23	9.553	59.534	73	16.319	53.897	73	21.084	52.516	73	25.960	52.455	73	34.945	56.885
73	9.945	59.926	23	16.676	54.646	23	23.784	54.859	23	30.106	53.901	23	36.273	54.067
74	11.471	1:01.452	74	20.250	56.302	74	27.747	55.248	74	35.047	54.879	74	43.559	56.412

Weather : Sunny / Dry

HSCC "Duo" Derek Bell Trophy LAP CHART FOR RACE 6

(contd.)

Lap 6			Lap 7			Lap 8			Lap 9			Lap 10		
No	Behind	Laptime	No	Behind	Laptime	No	Behind	Laptime	No	Behind	Laptime	No	Behind	Laptime
1		47.548	1		47.996	1		48.462	1		48.039	1		53.939
54	0.595	47.474	54	0.565	47.966	37	1 LAP	54.294	37	1 LAP	55.356	37	1 LAP	56.087
51	0.836	47.591	51	0.881	48.041	54	0.348	48.245	23	1 LAP	54.429	23	1 LAP	55.862
48	13.730	49.198	74	1 LAP	59.671	51	0.466	48.047	48	19.295	50.262	18	1 LAP	1:15.934
7	16.917	49.476	48	15.427	49.693	23	1 LAP	55.785	7	22.652	50.262	48	15.841	50.485
63	21.293	50.954	7	18.620	49.699	48	17.072	50.107	74	1 LAP	58.864	7	18.655	49.942
18	30.147	52.558	63	24.568	51.271	74	1 LAP	57.869	63	30.488	51.441	63	28.793	52.244
32	30.323	52.194	18	34.362	52.211	7	20.429	50.271				74	1 LAP	59.506
37	42.257	54.975	32	34.529	52.202	63	27.086	50.980						
23	42.987	54.262				18	38.135	52.235						
						32	38.231	52.164						

Weather : Sunny / Dry

msttimina.com

Page 2 of 4

Brands Hatch
Circuit Length = 1.1990 miles.
Start: 16:30 End: 16:45

Printed - 16:48 Sunday, 10 September 2006

HSCC "Duo" Derek Bell Trophy LAP CHART FOR RACE 6

(contd.)

Lap 11			Lap 12			Lap 13			Lap 14			Lap 15		
No	Behind	Laptime	No	Behind	Laptime	No	Behind	Laptime	No	Behind	Laptime	No	Behind	Laptime
1		50.155	1		48.649	1		49.213	1		48.481	1		48.863
37	1 LAP	55.482	74	2 LAPS	1:06.332	74	2 LAPS	58.745	48	19.986	49.724	48	21.253	50.130
23	1 LAP	54.996	48	17.788	50.331	48	18.743	50.168	74	2 LAPS	58.329	7	27.058	49.658
48	16.106	50.420	37	1 LAP	54.665	7	24.792	52.433	7	26.263	49.952	74	2 LAPS	59.815
18	1 LAP	56.002	7	21.572	51.688	37	1 LAP	55.077	37	1 LAP	54.295	18	1 LAP	53.179
7	18.533	50.033	23	1 LAP	55.111	18	1 LAP	54.589	18	1 LAP	53.379	37	1 LAP	55.030
63	29.960	51.322	18	1 LAP	53.665	23	1 LAP	56.277	23	1 LAP	55.909	23	1 LAP	55.456
			63	32.562	51.251	63	35.288	51.939	63	39.595	52.788	63	43.557	52.825

Weather : Sunny / Dry

msttimina.com

Brands Hatch
Circuit Length = 1.1990 miles.
Start: 16:30 End: 16:45

HSCC "Duo" Derek Bell Trophy LAP CHART FOR RACE 6

(contd.)

Lap 16			Lap 17			Lap 18			Lap 19			Lap 20		
No	Behind	Laptime	No	Behind	Laptime	No	Behind	Laptime	No	Behind	Laptime	No	Behind	Laptime
1		48.759	1		48.493	1		49.882	1		50.026			
48	22.639	50.145	23	2 LAPS	57.502	37	2 LAPS	56.584	18	2 LAPS	54.117			
7	27.846	49.547	48	24.300	50.154	63	1 LAP	54.239	63	1 LAP	52.926			
74	2 LAPS	57.246	7	28.935	49.582	74	3 LAPS	1:02.870	37	2 LAPS	55.946			
18	1 LAP	52.636	18	1 LAP	55.017	23	2 LAPS	56.774	74	3 LAPS	58.596			
37	1 LAP	54.675				48	24.387	49.969	23	2 LAPS	55.645			
63	47.431	52.633				7	28.272	49.219	48	25.353	50.992			
									7	27.460	49.214			

Weather : Sunny / Dry

msttimina.com

Page 4 of 4

Brands Hatch
Circuit Length = 1.1990 miles.
Start: 16:30 End: 16:45

Printed - 16:48 Sunday, 10 September 2006

HSCC/HRSR "Bates IT" Historic Racing Saloons QUALIFYING FOR RACE 7

POS	NO	CL	DRIVER	NAT	CAR	TIME	LAPS	GAP	MPH
1	21	A	Graeme DODD		Jaguar MkII	59.290	7		72.80
2	69	C	Bob BULLEN		Ford Anglia 105E	59.382	15	0.092	72.68
3	31	B	Les ELY		BMW 2000	59.429	15	0.139	72.63
4	77	D	Roger EBDON		Morris Mini Cooper	1:00.113	10	0.823	71.80
5	85	D	Roger GODFREY		Austin Mini Cooper S	1:00.241	15	0.951	71.65
6	41	C	Tony FIELDING		Ford Anglia 105E	1:00.549	14	1.259	71.28
7	54	C	Neil WOOD		Ford Anglia 105E	1:00.682	14	1.392	71.13
8	49	C	Peter HORE		Ford Lotus Cortina	1:01.057	14	1.767	70.69
9	57	C	Jonathan GOMM		Ford Lotus Cortina	1:01.596	12	2.306	70.07
10	87	E	Simon BENOY		Sunbeam Imp	1:01.681	14	2.391	69.97
11	97	E	Mike HANNA		Hillman Imp	1:02.165	10	2.875	69.43
12	94	E	Steve PLATTS		Singer Chamois	1:03.055	14	3.765	68.45
13	89	E	Adrian OLIVER		Hillman Imp	1:03.116	14	3.826	68.38
14	79	E	Jim BURROWS		Austin Mini Cooper S	1:03.450	4	4.160	68.02
15	95	E	Shaun HAZLEWOOD		Hillman Imp	1:03.763	9	4.473	67.69
16	93	E	Graham MARTIN		Singer Chamois	1:03.821	11	4.531	67.63
17	84	K4	Roger PHILLIPS		Austin Mini Cooper	1:04.454	4	5.164	66.96
18	50	C	Liza READ		Ford Anglia 105E	1:04.718	14	5.428	66.69
19	91	E	Vince FROST		Hillman Imp	1:05.709	13	6.419	65.69
20	96	E	Timothy BROOK		Austin Mini Cooper	1:05.987	13	6.697	65.41

Car No's 21, 50 & 93 need working transponders please.

Weather : Sunny / Dry

These results are provisional until the conclusion of any judicial and technical matters.

Brands Hatch

Circuit Length = 1.1990 miles.

Start: 12:31 End: 12:46

Clerk of Course:	Stewards:	Timekeeper:
------------------	-----------	-------------

HSCC/HRSR "Bates IT" Historic Racing Saloons LAP ANALYSIS - QUALIFYING RACE 7

21	Graeme DODD	Jaguar MkII		
1 -	1:23.146	6 -	59.495	
2 -	1:00.528	7 -	1:00.335	
3 -	59.506			
4 -	59.368			
5 -	59.290			
31	Les ELY	BMW 2000		
1 -	1:13.081	6 -	59.429	11 - 1:00.449
2 -	1:00.086	7 -	59.913	12 - 1:00.382
3 -	59.754	8 -	59.562	13 - 1:01.523
4 -	59.516	9 -	1:00.497	14 - 1:02.287
5 -	1:00.136	10 -	1:14.350	15 - 1:01.694
41	Tony FIELDING	Ford Anglia 105E		
1 -	1:24.061	6 -	1:00.644	11 - 1:01.529
2 -	1:00.780	7 -	1:01.245	12 - 1:01.547
3 -	1:19.053	8 -	1:00.812	13 - 1:03.324
4 -	1:01.231	9 -	1:00.890	14 - 1:29.838P
5 -	1:00.855	10 -	1:00.549	
49	Peter HORE	Ford Lotus Cortina		
1 -	1:48.419	6 -	1:01.057	11 - 1:01.756
2 -	1:03.286	7 -	1:01.645	12 - 1:01.368
3 -	1:03.326	8 -	1:01.683	13 - 1:02.829
4 -	1:02.007	9 -	1:01.674	14 - 1:01.057
5 -	1:02.360	10 -	1:01.566	
50	Liza READ	Ford Anglia 105E		
1 -	1:33.837	6 -	1:05.320	11 - 1:04.966
2 -	1:08.666	7 -	1:05.447	12 - 1:06.608
3 -	1:06.316	8 -	1:04.987	13 - 1:06.930
4 -	1:06.454	9 -	1:04.718	14 - 1:04.887
5 -	1:05.928	10 -	1:05.987	
54	Neil WOOD	Ford Anglia 105E		
1 -	1:47.396	6 -	1:00.911	11 - 1:01.573
2 -	1:01.674	7 -	1:01.254	12 - 1:01.393
3 -	1:01.219	8 -	1:00.905	13 - 1:01.660
4 -	1:01.424	9 -	1:01.150	14 - 1:01.237
5 -	1:00.682	10 -	1:00.996	

Car No's 21, 50 & 93 need working transponders please.
Weather : Sunny / Dry

Brands Hatch
Circuit Length = 1.1990 miles.
Start: 12:31 End: 12:46

HSCC/HRSR "Bates IT" Historic Racing Saloons LAP ANALYSIS - QUALIFYING RACE 7

(contd.)

57	Jonathan GOMM	Ford Lotus Cortina			
1 -	1:22.477	6 -	1:02.565	11 -	1:02.346
2 -	1:01.657	7 -	1:02.413	12 -	1:02.500
3 -	1:04.886	8 -	1:03.082		
4 -	1:02.477	9 -	1:01.596		
5 -	1:01.890	10 -	1:02.502		
69	Bob BULLEN	Ford Anglia 105E			
1 -	1:20.479	6 -	59.907	11 -	59.805
2 -	1:00.132	7 -	59.816	12 -	59.839
3 -	59.646	8 -	59.382	13 -	59.794
4 -	59.854	9 -	59.703	14 -	1:00.604
5 -	1:00.188	10 -	1:00.417	15 -	1:02.729
77	Roger EBDON	Morris Mini Cooper			
1 -	1:23.086	6 -	1:05.371		
2 -	1:01.723	7 -	1:00.113		
3 -	1:03.274	8 -	1:00.247		
4 -	1:02.109	9 -	1:00.303		
5 -	1:03.905	10 -	1:00.180		
79	Jim BURROWS	Austin Mini Cooper S			
1 -	1:55.021				
2 -	1:03.450				
3 -	1:03.526				
4 -	7:15.000P				
84	Roger PHILLIPS	Austin Mini Cooper			
1 -	2:56.556				
2 -	1:06.374				
3 -	1:04.454				
4 -	8:28.034P				
85	Roger GODFREY	Austin Mini Cooper S			
1 -	1:24.676	6 -	1:01.084	11 -	1:02.463
2 -	1:01.088	7 -	1:01.288	12 -	1:02.309
3 -	1:01.492	8 -	1:01.375	13 -	1:01.966
4 -	1:00.241	9 -	1:01.405	14 -	1:01.686
5 -	1:00.887	10 -	1:01.272	15 -	1:01.783

Car No's 21, 50 & 93 need working transponders please.
Weather : Sunny / Dry

Brands Hatch
Circuit Length = 1.1990 miles.
Start: 12:31 End: 12:46

HSCC/HRSR "Bates IT" Historic Racing Saloons LAP ANALYSIS - QUALIFYING RACE 7

(contd.)

87	Simon BENOY	Sunbeam Imp
1 - 1:49.548	6 - 1:06.614	11 - 1:03.360
2 - 1:12.934	7 - 1:02.182	12 - 1:07.481
3 - 1:10.023	8 - 1:02.741	13 - 1:02.155
4 - 1:03.942	9 - 1:01.681	14 - 1:06.043
5 - 1:02.194	10 - 1:06.488	
89	Adrian OLIVER	Hillman Imp
1 - 1:56.188	6 - 1:03.575	11 - 1:07.076
2 - 1:07.053	7 - 1:03.326	12 - 1:06.230
3 - 1:05.152	8 - 1:03.375	13 - 1:07.020
4 - 1:04.888	9 - 1:03.465	14 - 1:03.892
5 - 1:03.116	10 - 1:03.853	
91	Vince FROST	Hillman Imp
1 - 1:58.373	6 - 1:06.634	11 - 1:06.415
2 - 1:08.504	7 - 1:07.206	12 - 1:07.626
3 - 1:08.120	8 - 1:05.963	13 - 1:05.709
4 - 1:07.468	9 - 1:05.858	
5 - 1:05.903	10 - 1:06.439	
93	Graham MARTIN	Singer Chamois
1 - 1:42.709	6 - 1:04.124	11 - 1:04.430
2 - 1:06.033	7 - 1:04.899	
3 - 1:05.617	8 - 1:04.760	
4 - 1:05.463	9 - 1:03.821	
5 - 1:04.984	10 - 1:03.901	
94	Steve PLATTS	Singer Chamois
1 - 1:57.014	6 - 1:03.475	11 - 1:03.895
2 - 1:06.855	7 - 1:03.055	12 - 1:04.740
3 - 1:05.777	8 - 1:03.175	13 - 1:04.134
4 - 1:04.433	9 - 1:04.065	14 - 1:04.350
5 - 1:03.138	10 - 1:03.134	
95	Shaun HAZLEWOOD	Hillman Imp
1 - 1:41.499	6 - 1:05.344	
2 - 1:05.497	7 - 1:04.594	
3 - 1:04.683	8 - 1:03.864	
4 - 1:03.763	9 - 1:03.889	
5 - 1:14.559		

Car No's 21, 50 & 93 need working transponders please.
Weather : Sunny / Dry

Brands Hatch
Circuit Length = 1.1990 miles.
Start: 12:31 End: 12:46

HSCC/HRSR "Bates IT" Historic Racing Saloons LAP ANALYSIS - QUALIFYING RACE 7

(contd.)

96	Timothy BROOK	Austin Mini Cooper			
1 -	1:54.720	6 -	1:06.264	11 -	1:06.688
2 -	1:07.449	7 -	1:06.560	12 -	1:07.737
3 -	1:06.007	8 -	1:06.324	13 -	1:06.002
4 -	1:07.903	9 -	1:05.987		
5 -	1:06.161	10 -	1:06.216		
97	Mike HANNA	Hillman Imp			
1 -	1:53.728	6 -	1:02.166		
2 -	1:03.971	7 -	1:02.468		
3 -	1:10.864	8 -	1:02.165		
4 -	1:03.741	9 -	1:02.552		
5 -	1:03.654	10 -	1:02.610		


Car No's 21, 50 & 93 need working transponders please.
Weather : Sunny / Dry

Brands Hatch
Circuit Length = 1.1990 miles.
Start: 12:31 End: 12:46

HSCC/HRSR "Bates IT" Historic Racing Saloons

GRID FOR RACE 7

ROW 10	91 FROST	96 BROOK
ROW 9	84 PHILLIPS	50 READ
ROW 8	95 HAZLEWOOD	93 MARTIN
ROW 7	89 OLIVER	79 BURROWS
ROW 6	97 HANNA	94 PLATTS
ROW 5	57 GOMM	87 BENOY
ROW 4	54 WOOD	49 HORE
ROW 3	85 GODFREY	41 FIELDING
ROW 2	31 ELY	77 EBDON
ROW 1	21 DODD	69 BULLEN
	POLE	



Car No's 21, 50 & 93 need working transponders please.

Weather : Sunny / Dry

These results are provisional until the conclusion of any judicial and technical matters.

Brands Hatch

Circuit Length = 1.1990 miles.

Start: 12:31 End: 12:46

Clerk of Course:	Stewards:	Timekeeper:
------------------	-----------	-------------

HSCC/HRSR "Bates IT" Historic Racing Saloons PROVISIONAL RESULT - RACE 7

POS	NO	CL	DRIVER	NAT	CAR	TIME	LAPS	GAP	MPH	BEST
1	69	C	Bob BULLEN		Ford Anglia 105E	15:13.279	15		70.96	59.465
2	31	B	Les ELY		BMW 2000	15:13.590	15	0.311	70.94	59.494
3	57	C	Jonathan GOMM		Ford Lotus Cortina	15:26.713	15	13.434	69.94	1:00.175
4	77	D	Roger EBDON		Morris Mini Cooper	15:29.642	15	16.363	69.72	1:00.420
5	41	C	Tony FIELDING		Ford Anglia 105E	15:33.912	15	20.633	69.40	1:00.556
6	85	D	Roger GODFREY		Austin Mini Cooper S	15:35.205	15	21.926	69.30	1:00.843
7	87	E	Simon BENOY		Sunbeam Imp	15:40.436	15	27.157	68.92	1:01.044
8	89	E	Adrian OLIVER		Hillman Imp	15:58.405	15	45.126	67.62	1:02.244
9	94	E	Steve PLATTS		Singer Chamois	16:05.302	15	52.023	67.14	1:02.909
10	84	K4	Roger PHILLIPS		Austin Mini Cooper	16:06.157	15	52.878	67.08	1:02.697
11	79	E	Jim BURROWS		Austin Mini Cooper S	15:17.605	14	1 LAP	65.93	1:04.299
12	50	C	Liza READ		Ford Anglia 105E	15:23.457	14	1 LAP	65.51	1:03.821
13	91	E	Vince FROST		Hillman Imp	15:32.277	14	1 LAP	64.89	1:04.565
14	96	E	Timothy BROOK		Austin Mini Cooper	15:46.549	14	1 LAP	63.91	1:05.835
15	95	E	Shaun HAZLEWOOD		Hillman Imp	15:57.673	14	1 LAP	63.17	1:03.200

NOT CLASSIFIED

49	C	Peter HORE		Ford Lotus Cortina	9:22.880	9	D.N.F.	69.13	1:00.988
21	A	Graeme DODD		Jaguar MkII	7:06.792	7	D.N.F.	70.95	59.703
93	E	Graham MARTIN		Singer Chamois	4:22.772	4	D.N.F.	65.96	1:02.645

FASTEST LAP

69	C	Bob BULLEN		Ford Anglia 105E	59.465	3	72.58mph	116.81kph
31	B	Les ELY		BMW 2000	59.494	3	72.55mph	116.76kph
21	A	Graeme DODD		Jaguar MkII	59.703	3	72.29mph	116.35kph
77	D	Roger EBDON		Morris Mini Cooper	1:00.420	3	71.44mph	114.97kph
87	E	Simon BENOY		Sunbeam Imp	1:01.044	5	70.71mph	113.79kph
84	K4	Roger PHILLIPS		Austin Mini Cooper	1:02.697	8	68.84mph	110.79kph

Weather : Sunny / Dry

These results are provisional until the conclusion of any judicial and technical matters.

Brands Hatch

Circuit Length = 1.1990 miles.

Start: 16:58 End: 17:13

Clerk of Course:	Stewards:	Timekeeper:
------------------	-----------	-------------

HSCC/HRSR "Bates IT" Historic Racing Saloons LAP CHART FOR RACE 7

Lap 1			Lap 2			Lap 3			Lap 4			Lap 5		
No	Behind	Laptime	No	Behind	Laptime	No	Behind	Laptime	No	Behind	Laptime	No	Behind	Laptime
21		1:07.039	21		59.926	21		59.703	21		59.982	21		1:00.068
69	1.131	1:08.170	31	1.382	59.970	31	1.173	59.494	31	1.035	59.844	31	0.607	59.640
31	1.338	1:08.377	69	2.204	1:00.999	69	1.966	59.465	69	1.618	59.634	69	1.283	59.733
49	2.034	1:09.073	49	3.677	1:01.569	49	4.962	1:00.988	49	6.259	1:01.279	49	7.485	1:01.294
77	2.584	1:09.623	85	4.442	1:00.996	85	5.582	1:00.843	85	6.968	1:01.368	77	8.023	1:00.880
41	3.082	1:10.121	41	5.315	1:02.159	41	6.168	1:00.556	77	7.211	1:00.759	85	8.764	1:01.864
85	3.372	1:10.411	77	5.717	1:03.059	57	6.270	1:00.175	57	8.155	1:01.867	57	8.932	1:00.845
57	3.491	1:10.530	57	5.798	1:02.233	77	6.434	1:00.420	41	8.380	1:02.194	41	9.712	1:01.400
87	5.021	1:12.060	87	7.099	1:02.004	87	8.821	1:01.425	87	10.510	1:01.671	87	11.486	1:01.044
89	5.256	1:12.295	89	7.985	1:02.655	89	11.238	1:02.956	89	13.500	1:02.244	89	16.617	1:03.185
79	6.213	1:13.252	94	9.320	1:02.909	94	12.725	1:03.108	94	16.052	1:03.309	94	19.493	1:03.509
94	6.337	1:13.376	93	10.229	1:03.620	93	13.459	1:02.933	93	16.122	1:02.645	84	21.727	1:03.782
93	6.535	1:13.574	79	10.586	1:04.299	84	14.986	1:03.320	84	18.013	1:03.009	79	25.348	1:05.045
95	7.674	1:14.713	84	11.369	1:02.842	79	15.518	1:04.635	95	18.859	1:03.200	95	32.615	1:13.824
84	8.453	1:15.492	95	11.813	1:04.065	95	15.641	1:03.531	79	20.371	1:04.835	91	34.177	1:06.567
91	9.744	1:16.783	91	14.814	1:04.996	91	21.352	1:06.241	91	27.678	1:06.308	50	34.624	1:05.039
96	11.433	1:18.472	96	18.225	1:06.718	50	24.636	1:03.821	50	29.653	1:04.999	96	38.826	1:06.813
50	14.954	1:21.993	50	20.518	1:05.490	96	25.132	1:06.610	96	32.081	1:06.931			

Weather : Sunny / Dry

HSCC/HRSR "Bates IT" Historic Racing Saloons LAP CHART FOR RACE 7

(contd.)

Lap 6			Lap 7			Lap 8			Lap 9			Lap 10		
No	Behind	Laptime	No	Behind	Laptime	No	Behind	Laptime	No	Behind	Laptime	No	Behind	Laptime
21		59.890	21		1:00.184	31		1:00.207	31		1:00.689	31		1:00.587
31	0.759	1:00.042	31	0.657	1:00.082	69	0.605	1:00.010	69	0.627	1:00.711	69	0.654	1:00.614
69	1.800	1:00.407	69	1.459	59.843	77	9.979	1:00.823	57	10.046	1:00.188	96	1 LAP	1:07.932
77	9.404	1:01.271	77	10.020	1:00.800	57	10.547	1:00.243	77	10.275	1:00.985	95	1 LAP	1:09.132
85	10.483	1:01.609	57	11.168	1:00.681	85	12.383	1:02.008	85	12.750	1:01.056	57	9.967	1:00.508
49	10.647	1:03.052	85	11.239	1:00.940	41	13.244	1:01.539	41	14.052	1:01.497	77	11.718	1:02.030
57	10.671	1:01.629	41	12.569	1:01.792	49	13.529	1:01.463	49	14.535	1:01.695	85	13.754	1:01.591
41	10.961	1:01.139	49	12.930	1:02.467	87	15.417	1:01.741	87	16.556	1:01.828	41	14.635	1:01.170
87	13.301	1:01.705	87	14.540	1:01.423	89	26.210	1:03.924	89	28.867	1:03.346	87	18.004	1:02.035
89	20.369	1:03.642	89	23.150	1:02.965	94	28.908	1:03.848	94	31.793	1:03.574	89	31.898	1:03.618
94	23.021	1:03.418	94	25.924	1:03.087	84	30.432	1:02.697	84	32.558	1:02.815	94	34.840	1:03.634
84	25.307	1:03.470	84	28.599	1:03.476	79	38.556	1:04.885	79	42.882	1:05.015	84	35.349	1:03.378
79	29.778	1:04.320	79	34.535	1:04.941	50	47.990	1:04.775	50	51.708	1:04.407	79	47.020	1:04.725
95	38.843	1:06.118	50	44.079	1:04.529	91	50.046	1:04.565	91	54.678	1:05.321	50	55.841	1:04.720
50	39.734	1:05.000	91	46.345	1:06.445	95	56.380	1:09.648				91	59.436	1:05.345
91	40.084	1:05.797	95	47.596	1:08.937	96	56.807	1:06.223						
96	45.702	1:06.766	96	51.448	1:05.930									

Weather : Sunny / Dry

msttimina.com

Page 2 of 3

Brands Hatch
Circuit Length = 1.1990 miles.
Start: 16:58 End: 17:13

Printed - 17:15 Sunday, 10 September 2006

HSCC/HRSR "Bates IT" Historic Racing Saloons LAP CHART FOR RACE 7

(contd.)

Lap 11			Lap 12			Lap 13			Lap 14			Lap 15		
No	Behind	Laptime	No	Behind	Laptime	No	Behind	Laptime	No	Behind	Laptime	No	Behind	Laptime
31		1:00.592	31		1:00.496	31		1:00.912	69		1:00.968	69		1:01.096
69	0.626	1:00.564	69	0.522	1:00.392	69	0.283	1:00.673	31	0.685	1:01.936	31	0.311	1:00.722
57	10.129	1:00.754	91	1 LAP	1:06.826	50	1 LAP	1:05.077	50	1 LAP	1:04.496	79	1 LAP	1:05.993
96	1 LAP	1:07.907	57	10.290	1:00.657	91	1 LAP	1:05.347	57	13.227	1:04.685	50	1 LAP	1:04.304
95	1 LAP	1:07.619	77	13.894	1:01.443	57	9.793	1:00.415	91	1 LAP	1:05.903	57	13.434	1:01.303
77	12.947	1:01.821	96	1 LAP	1:05.835	77	14.735	1:01.753	77	15.105	1:01.621	77	16.363	1:02.354
85	15.204	1:02.042	85	16.619	1:01.911	41	17.204	1:01.386	41	17.861	1:01.908	91	1 LAP	1:05.833
41	15.798	1:01.755	41	16.730	1:01.428	85	18.846	1:03.139	85	19.777	1:02.182	41	20.633	1:03.868
87	20.819	1:03.407	95	1 LAP	1:06.493	96	1 LAP	1:06.891	87	25.671	1:02.487	85	21.926	1:03.245
89	34.338	1:03.032	87	22.948	1:02.625	95	1 LAP	1:06.161	96	1 LAP	1:06.531	87	27.157	1:02.582
94	38.295	1:04.047	89	37.470	1:03.628	87	24.435	1:02.399	95	1 LAP	1:14.086	96	1 LAP	1:06.990
84	38.411	1:03.654	84	41.346	1:03.431	89	40.152	1:03.594	89	42.741	1:03.840	95	1 LAP	1:10.146
79	51.486	1:05.058	94	42.339	1:04.540	84	43.612	1:03.178	84	46.568	1:04.207	89	45.126	1:03.481
50	1:00.056	1:04.807	79	56.233	1:05.243	94	45.045	1:03.618	94	47.615	1:03.821	94	52.023	1:05.504
						79	1:00.680	1:05.359				84	52.878	1:07.406

Weather : Sunny / Dry

msttimina.com

Page 3 of 3

Brands Hatch
Circuit Length = 1.1990 miles.
Start: 16:58 End: 17:13

Printed - 17:15 Sunday, 10 September 2006

HSCC Classic Formula 3 Championship QUALIFYING FOR RACE 8

POS	NO	CL	DRIVER	NAT	CAR	TIME	LAPS	GAP	MPH
1	7	A	Richard TROTT		Chevron B43	49.276	18		87.59
2	17	A	Keith WHITE		Ralt RT1	49.286	18	0.010	87.57
3	8	A	Peter WILLIAMS		Argo JM6	49.787	18	0.511	86.69
4	63	A	Paul SMITH		Ralt RT1	49.821	18	0.545	86.63
5	40	A	Hugh PRICE		Chevron B38	50.357	16	1.081	85.71
6	46	A	Alan GOODMAN		March 793	50.513	18	1.237	85.45
7	4	A	Paul CAMPFIELD		March 803	50.610	17	1.334	85.28
8	81	C	Tom BRADSHAW		Royale RP27	50.703	17	1.427	85.13
9	48	C	Nicholas PEARCE		Delta T78/79	50.893	18	1.617	84.81
10	54	C	Peter RICHARDS		Delta T79	51.687	17	2.411	83.51
11	60	C	Nigel GRANT		Delta T78	51.912	17	2.636	83.14
12	65	C	Peter DENHAM		Reynard SF78	52.104	17	2.828	82.84
13	71	A	Alan HICKS		Ralt RT1	52.441	13	3.165	82.31
14	51	C	Stuart OLLEY		Delta T79	53.443	16	4.167	80.76
15	53	C	Roger PRICE		Delta T79	53.482	17	4.206	80.70
16	64	C	Janet SHERRY		Royale RP27	54.566	16	5.290	79.10
17	69	B	Albert CLEMENTS		Lotus 69	55.796	5	6.520	77.36
18	42	A	Nicholas CRADDOCK		Argo JM3	57.035	13	7.759	75.68

Car No 7 needs a working transponder please.

Weather : Sunny / Dry

These results are provisional until the conclusion of any judicial and technical matters.

Brands Hatch

Circuit Length = 1.1990 miles.

Start: 12:53 End: 13:08

Clerk of Course:	Stewards:	Timekeeper:
------------------	-----------	-------------

HSCC Classic Formula 3 Championship

LAP ANALYSIS - QUALIFYING RACE 8

4	Paul CAMPFIELD	March 803					
1 -	1:19.099	6 -	51.754	11 -	51.126	16 -	50.610
2 -	52.557	7 -	51.284	12 -	50.952	17 -	51.047
3 -	52.077	8 -	51.600	13 -	51.478		
4 -	52.090	9 -	52.975	14 -	51.325		
5 -	51.285	10 -	51.100	15 -	50.809		
7	Richard TROTT	Chevron B43					
1 -	1:01.331	6 -	49.508	11 -	49.795	16 -	49.619
2 -	51.563	7 -	50.873	12 -	49.641	17 -	49.346
3 -	50.351	8 -	49.287	13 -	49.286	18 -	49.276
4 -	49.824	9 -	49.909	14 -	49.354		
5 -	49.526	10 -	49.504	15 -	49.365		
8	Peter WILLIAMS	Argo JM6					
1 -	1:16.181	6 -	50.098	11 -	50.643	16 -	50.223
2 -	51.810	7 -	50.456	12 -	50.338	17 -	50.285
3 -	51.504	8 -	49.831	13 -	50.422	18 -	50.299
4 -	50.541	9 -	49.787	14 -	51.024		
5 -	50.477	10 -	50.092	15 -	50.954		
17	Keith WHITE	Ralt RT1					
1 -	1:02.802	6 -	50.917	11 -	49.775	16 -	49.740
2 -	51.359	7 -	50.295	12 -	50.390	17 -	50.086
3 -	50.434	8 -	50.868	13 -	49.661	18 -	50.285
4 -	50.427	9 -	49.380	14 -	49.286		
5 -	50.094	10 -	49.957	15 -	49.498		
40	Hugh PRICE	Chevron B38					
1 -	1:09.205	6 -	1:03.412	11 -	50.924	16 -	54.584
2 -	52.316	7 -	52.757	12 -	50.856		
3 -	52.877	8 -	51.294	13 -	50.544		
4 -	51.342	9 -	50.829	14 -	50.357		
5 -	1:55.838P	10 -	51.292	15 -	50.785		
42	Nicholas CRADDOCK	Argo JM3					
1 -	1:23.930	6 -	59.174	11 -	58.792		
2 -	1:02.068	7 -	59.242	12 -	58.570		
3 -	58.884	8 -	58.411	13 -	58.712		
4 -	59.209	9 -	57.035				
5 -	59.999	10 -	59.841				

Car No 7 needs a working transponder please.
Weather : Sunny / Dry

Brands Hatch
Circuit Length = 1.1990 miles.
Start: 12:53 End: 13:08

HSCC Classic Formula 3 Championship LAP ANALYSIS - QUALIFYING RACE 8

(contd.)

46	Alan GOODMAN					March 793
1 -	1:16.132	6 -	52.201	11 -	50.593	16 - 50.846
2 -	54.239	7 -	51.060	12 -	50.622	17 - 50.778
3 -	52.974	8 -	51.687	13 -	50.866	18 - 50.997
4 -	51.872	9 -	50.738	14 -	50.984	
5 -	51.191	10 -	50.792	15 -	50.513	
48	Nicholas PEARCE					Delta T78/79
1 -	1:01.901	6 -	51.584	11 -	51.001	16 - 51.321
2 -	52.599	7 -	51.495	12 -	50.906	17 - 51.731
3 -	51.655	8 -	50.893	13 -	51.469	18 - 51.212
4 -	51.136	9 -	52.188	14 -	51.716	
5 -	51.143	10 -	51.896	15 -	51.160	
51	Stuart OLLEY					Delta T79
1 -	1:28.052	6 -	55.486	11 -	53.963	16 - 53.761
2 -	56.499	7 -	55.321	12 -	54.107	
3 -	54.641	8 -	54.524	13 -	53.443	
4 -	54.924	9 -	54.872	14 -	53.823	
5 -	54.825	10 -	55.205	15 -	55.950	
53	Roger PRICE					Delta T79
1 -	1:22.826	6 -	53.550	11 -	53.821	16 - 53.824
2 -	56.439	7 -	54.665	12 -	54.172	17 - 53.915
3 -	55.277	8 -	54.533	13 -	54.283	
4 -	54.330	9 -	54.407	14 -	54.592	
5 -	53.867	10 -	53.887	15 -	53.482	
54	Peter RICHARDS					Delta T79
1 -	1:22.723	6 -	53.383	11 -	54.186	16 - 52.187
2 -	55.611	7 -	54.461	12 -	53.563	17 - 52.272
3 -	53.896	8 -	52.320	13 -	51.990	
4 -	52.637	9 -	51.944	14 -	52.057	
5 -	52.046	10 -	53.692	15 -	51.687	
60	Nigel GRANT					Delta T78
1 -	1:10.274	6 -	52.672	11 -	52.300	16 - 52.059
2 -	55.530	7 -	52.793	12 -	52.171	17 - 52.734
3 -	54.023	8 -	52.456	13 -	51.972	
4 -	53.025	9 -	52.149	14 -	51.912	
5 -	53.112	10 -	52.600	15 -	52.975	

Car No 7 needs a working transponder please.
Weather : Sunny / Dry

Brands Hatch
Circuit Length = 1.1990 miles.
Start: 12:53 End: 13:08

HSCC Classic Formula 3 Championship LAP ANALYSIS - QUALIFYING RACE 8

(contd.)

63	Paul SMITH					Ralt RT1
1 -	1:21.308	6 -	50.286	11 -	50.188	16 - 50.146
2 -	50.818	7 -	50.833	12 -	50.286	17 - 49.998
3 -	51.478	8 -	50.529	13 -	50.140	18 - 49.821
4 -	50.577	9 -	50.236	14 -	50.028	
5 -	51.840	10 -	50.308	15 -	50.917	
64	Janet SHERRY					Royale RP27
1 -	1:16.063	6 -	56.366	11 -	55.091	16 - 55.951
2 -	59.689	7 -	54.985	12 -	54.910	
3 -	59.149	8 -	54.968	13 -	55.091	
4 -	57.039	9 -	55.874	14 -	55.140	
5 -	55.862	10 -	55.446	15 -	54.566	
65	Peter DENHAM					Reynard SF78
1 -	1:24.980	6 -	52.673	11 -	52.696	16 - 52.104
2 -	56.607	7 -	53.420	12 -	52.966	17 - 52.845
3 -	54.678	8 -	52.497	13 -	52.499	
4 -	54.783	9 -	53.162	14 -	52.531	
5 -	52.883	10 -	53.012	15 -	52.495	
69	Albert CLEMENTS					Lotus 69
1 -	1:22.144					
2 -	58.226					
3 -	55.796					
4 -	56.556					
5 -	1:01.675					
71	Alan HICKS					Ralt RT1
1 -	1:11.217	6 -	54.722	11 -	52.441	
2 -	55.136	7 -	54.532	12 -	54.073	
3 -	56.978	8 -	55.202	13 -	53.144	
4 -	56.973	9 -	55.788			
5 -	54.849	10 -	54.333			
81	Tom BRADSHAW					Royale RP27
1 -	1:17.631	6 -	51.266	11 -	53.546	16 - 50.887
2 -	54.254	7 -	51.869	12 -	51.784	17 - 50.703
3 -	53.249	8 -	51.345	13 -	51.168	
4 -	52.910	9 -	51.967	14 -	51.754	
5 -	51.665	10 -	52.685	15 -	52.217	

Car No 7 needs a working transponder please.
Weather : Sunny / Dry

Brands Hatch
Circuit Length = 1.1990 miles.
Start: 12:53 End: 13:08

HSCC Classic Formula 3 Championship

GRID FOR RACE 8

ROW 9	69 CLEMENTS	42 CRADDOCK
ROW 8	53 PRICE	64 SHERRY
ROW 7	71 HICKS	51 OLLEY
ROW 6	60 GRANT	65 DENHAM
ROW 5	48 PEARCE	54 RICHARDS
ROW 4	4 CAMPFIELD	81 BRADSHAW
ROW 3	40 PRICE	46 GOODMAN
ROW 2	8 WILLIAMS	63 SMITH
ROW 1	7 TROTT	17 WHITE
	POLE	

Car No 7 needs a working transponder please.

Weather : Sunny / Dry

These results are provisional until the conclusion of any judicial and technical matters.

Brands Hatch

Circuit Length = 1.1990 miles.

Start: 12:53 End: 13:08

Clerk of Course:

Stewards:

Timekeeper:

HSCC Classic Formula 3 Championship PROVISIONAL RESULT - RACE 8

POS	NO	CL	DRIVER	NAT	CAR	TIME	LAPS	GAP	MPH	BEST
1	7	A	Richard TROTT		Chevron B43	15:03.434	18		86.07	49.397
2	17	A	Keith WHITE		Ralt RT1	15:08.355	18	4.921	85.60	49.265
3	8	A	Peter WILLIAMS		Argo JM6	15:13.275	18	9.841	85.14	49.890
4	40	A	Hugh PRICE		Chevron B38	15:31.233	18	27.799	83.50	50.799
5	48	C	Nicholas PEARCE		Delta T78/79	15:32.766	18	29.332	83.36	50.912
6	81	C	Tom BRADSHAW		Royale RP27	15:33.093	18	29.659	83.34	50.901
7	46	A	Alan GOODMAN		March 793	15:47.110	18	43.676	82.10	50.890
8	54	C	Peter RICHARDS		Delta T79	15:51.465	18	48.031	81.73	51.897
9	60	C	Nigel GRANT		Delta T78	15:51.575	18	48.141	81.72	51.835
10	65	C	Peter DENHAM		Reynard SF78	15:10.655	17	1 LAP	80.65	52.557
11	51	C	Stuart OLLEY		Delta T79	15:40.617	17	1 LAP	78.08	54.041
12	64	C	Janet SHERRY		Royale RP27	15:47.348	17	1 LAP	77.52	54.423
13	42	A	Nicholas CRADDOCK		Argo JM3	15:34.192	16	2 LAPS	74.00	56.559

NOT CLASSIFIED

63	A	Paul SMITH		Ralt RT1		0	D.N.F.	N/A
----	---	------------	--	----------	--	---	--------	-----

FASTEST LAP

17	A	Keith WHITE		Ralt RT1	49.265	13	87.61mph	141.00kph
81	C	Tom BRADSHAW		Royale RP27	50.901	12	84.80mph	136.47kph

Car No 53 took first start.

Weather : Sunny / Dry

These results are provisional until the conclusion of any judicial and technical matters.

Brands Hatch

Circuit Length = 1.1990 miles.

Start: 17:37 End: 17:52

Clerk of Course:

Stewards:

Timekeeper:

HSCC Classic Formula 3 Championship

LAP CHART FOR RACE 8

Lap 1			Lap 2			Lap 3			Lap 4			Lap 5		
No	Behind	Laptime	No	Behind	Laptime	No	Behind	Laptime	No	Behind	Laptime	No	Behind	Laptime
7		55.326	7		49.706	7		49.610	7		49.397	7		49.743
17	0.874	56.200	17	1.290	50.122	17	1.475	49.795	17	3.407	51.329	17	3.993	50.329
8	2.209	57.535	8	3.572	51.069	8	4.429	50.467	8	5.426	50.394	8	5.729	50.046
40	3.414	58.740	40	5.616	51.908	40	6.996	50.990	40	8.753	51.154	40	10.229	51.219
46	3.881	59.207	46	5.833	51.658	46	7.803	51.580	48	10.233	51.307	48	11.800	51.310
48	4.412	59.738	48	6.429	51.723	48	8.323	51.504	81	10.542	51.356	81	11.968	51.169
81	4.725	1:00.051	81	6.785	51.766	81	8.583	51.408	46	14.097	55.691	54	17.222	52.605
54	5.823	1:01.149	54	8.446	52.329	54	11.649	52.813	54	14.360	52.108	60	17.828	52.523
60	6.138	1:01.464	60	8.817	52.385	60	11.941	52.734	60	15.048	52.504	65	21.484	53.320
65	6.777	1:02.103	65	10.345	53.274	65	13.983	53.248	65	17.907	53.321	46	22.589	58.235
51	8.685	1:04.011	51	13.428	54.449	51	18.605	54.787	51	23.976	54.768	51	29.211	54.978
64	9.787	1:05.113	64	15.154	55.073	64	20.233	54.689	64	25.259	54.423	64	30.213	54.697
42	13.762	1:09.088	42	22.523	58.467	42	30.299	57.386	42	37.698	56.796	42	44.514	56.559

Car No 53 took first start.
Weather : Sunny / Dry

Brands Hatch
Circuit Length = 1.1990 miles.
Start: 17:37 End: 17:52

HSCC Classic Formula 3 Championship LAP CHART FOR RACE 8

(contd.)

Lap 6			Lap 7			Lap 8			Lap 9			Lap 10		
No	Behind	Laptime	No	Behind	Laptime	No	Behind	Laptime	No	Behind	Laptime	No	Behind	Laptime
7		49.584	7		50.344	7		49.952	7		49.999	7		50.391
17	4.054	49.645	42	1 LAP	56.792	17	4.737	50.554	17	4.917	50.179	64	1 LAP	55.449
8	6.035	49.890	17	4.135	50.425	8	6.314	50.394	8	6.229	49.914	17	4.241	49.715
40	12.173	51.528	8	5.872	50.181	42	1 LAP	58.297	40	15.978	51.682	8	5.975	50.137
48	13.128	50.912	40	13.211	51.382	40	14.295	51.036	48	16.526	51.386	40	16.624	51.037
81	13.445	51.061	48	14.084	51.300	48	15.139	51.007	81	16.782	51.388	48	17.453	51.318
54	19.777	52.139	81	14.273	51.172	81	15.393	51.072	42	1 LAP	57.872	81	17.643	51.252
60	20.694	52.450	54	21.572	52.139	54	23.618	51.998	54	25.574	51.955	42	1 LAP	58.253
65	24.708	52.808	60	22.185	51.835	60	24.234	52.001	60	26.401	52.166	54	27.080	51.897
46	25.709	52.704	65	27.293	52.929	46	28.807	51.467	46	29.969	51.161	60	28.174	52.164
51	34.100	54.473	46	27.292	51.927	65	30.506	53.165	65	33.448	52.941	46	30.468	50.890
64	35.483	54.854	51	37.868	54.112	51	42.690	54.774	51	47.081	54.390	65	36.104	53.047
			64	40.204	55.065	64	45.427	55.175						

Car No 53 took first start.
Weather : Sunny / Dry

Brands Hatch
Circuit Length = 1.1990 miles.
Start: 17:37 End: 17:52

HSCC Classic Formula 3 Championship LAP CHART FOR RACE 8

(contd.)

Lap 11			Lap 12			Lap 13			Lap 14			Lap 15		
No	Behind	Laptime	No	Behind	Laptime	No	Behind	Laptime	No	Behind	Laptime	No	Behind	Laptime
7		50.317	7		49.896	7		49.529	7		49.452	7		49.545
51	1 LAP	55.333	17	3.934	49.914	17	3.670	49.265	42	2 LAPS	57.936	17	5.153	50.640
17	3.916	49.992	8	6.278	50.178	8	6.748	49.999	17	4.058	49.840	42	2 LAPS	57.294
8	5.996	50.338	51	1 LAP	56.235	51	1 LAP	54.214	8	7.809	50.513	8	9.004	50.740
64	1 LAP	55.851	64	1 LAP	55.195	64	1 LAP	55.090	51	1 LAP	55.104	51	1 LAP	55.173
40	17.334	51.027	40	18.489	51.051	40	19.759	50.799	40	22.651	52.344	40	24.184	51.078
48	18.174	51.038	48	19.213	50.935	48	20.729	51.045	48	22.869	51.592	48	24.920	51.596
81	18.479	51.153	81	19.484	50.901	81	21.020	51.065	64	1 LAP	55.455	81	25.189	51.697
54	29.554	52.791	54	31.793	52.135	54	34.579	52.315	81	23.037	51.469	64	1 LAP	55.670
60	30.082	52.225	60	32.508	52.322	46	35.231	52.138	46	37.211	51.432	46	39.008	51.342
46	31.561	51.410	46	32.622	50.957	60	35.234	52.255	54	38.280	53.153	54	40.901	52.166
42	1 LAP	58.727	42	1 LAP	57.335	65	45.105	53.101	60	38.578	52.796	60	41.299	52.266
65	38.682	52.895	65	41.533	52.747				65	48.210	52.557			

Car No 53 took first start.
Weather : Sunny / Dry

Brands Hatch
Circuit Length = 1.1990 miles.
Start: 17:37 End: 17:52

HSCC Classic Formula 3 Championship LAP CHART FOR RACE 8

(contd.)

Lap 16			Lap 17			Lap 18			Lap 19			Lap 20		
No	Behind	Laptime	No	Behind	Laptime	No	Behind	Laptime	No	Behind	Laptime	No	Behind	Laptime
7		49.730	7		50.101	7		50.812						
65	1 LAP	53.214	65	1 LAP	52.684	17	4.921	50.653						
17	5.583	50.160	17	5.080	49.598	65	1 LAP	53.301						
8	9.955	50.681	8	10.163	50.309	8	9.841	50.490						
42	2 LAPS	57.904	42	2 LAPS	56.591	40	27.799	51.592						
40	25.926	51.472	40	27.019	51.194	48	29.332	51.596						
48	27.306	52.116	48	28.548	51.343	81	29.659	51.836						
81	27.527	52.068	81	28.635	51.209	42	2 LAPS	58.895						
51	1 LAP	55.401	51	1 LAP	54.041	51	1 LAP	54.374						
64	1 LAP	54.673	64	1 LAP	55.423	46	43.676	52.334						
46	41.045	51.767	46	42.154	51.210	64	1 LAP	55.453						
54	43.976	52.805	54	46.410	52.535	54	48.031	52.433						
60	44.240	52.671	60	46.671	52.532	60	48.141	52.282						

Car No 53 took first start.
Weather : Sunny / Dry

Brands Hatch
Circuit Length = 1.1990 miles.
Start: 17:37 End: 17:52