



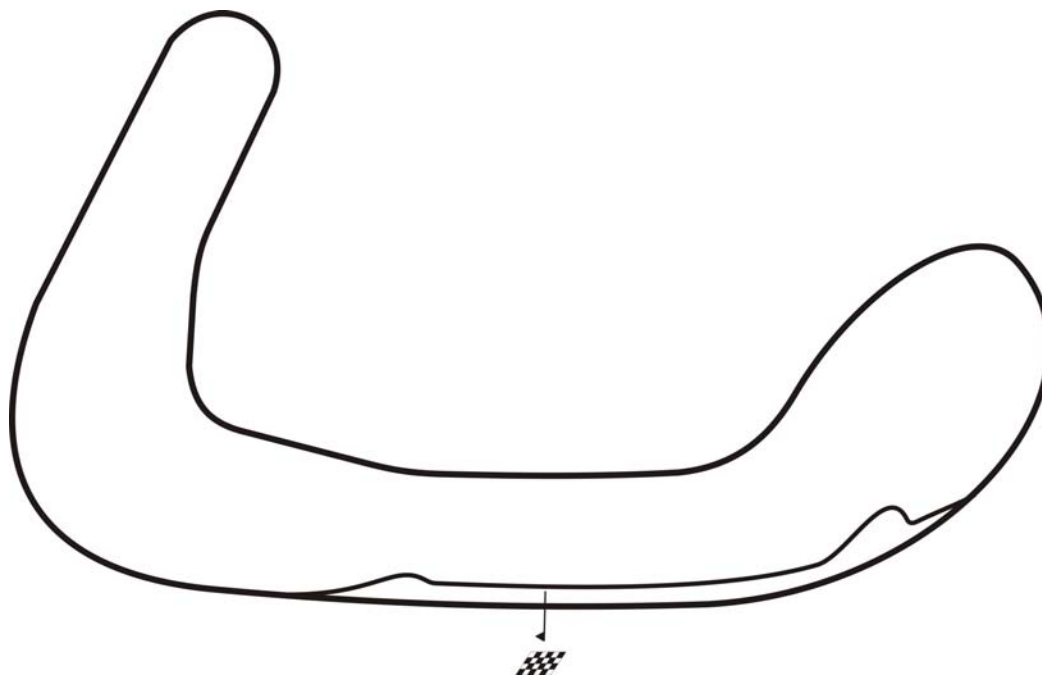
ByBox Historic Race Day

Brands Hatch
13 September 2009



Timing and Results by MST SYSTEMS Ltd
www.mstworld.com

BRANDS HATCH INDY CIRCUIT



CIRCUIT LENGTH 1.198 Miles / 1.929 Kilometres



HSCC Historic Road Sports Championship supported by Zircotec
QUALIFYING - RACE 1 - Brands Hatch - 13 September 2009

POS	NO	CL	DRIVER	NAT	CAR	TIME	LAPS	GAP	MPH
1	84	C	Andrew MARLER		Lotus Elan	54.934	12		78.57
2	69	C	Andy SHEPHERD		Lotus Seven S2	56.235	11	1.301	76.75
3	54	C	Martin HALLIDAY		Lotus Seven S3	56.369	13	1.435	76.57
4	47	C	Alan HARPER		Lotus Elan	57.625	12	2.691	74.90
5	46	C	Paul TOOMS		Lotus Elan S4	57.989	9	3.055	74.43
6	36	C	Frazer GIBNEY		Lotus Elan	58.110	12	3.176	74.28
7	32	E	Patrick WARD-BOOTH		Ginetta G4	58.438	12	3.504	73.86
8	71	E	Dick COFFEY		Turner Mk1	58.722	12	3.788	73.50
9	78	B	Jonathon RUSHTON		Morgan Plus 4	59.375	12	4.441	72.69
10	44	B	Dave KIRBY		Triumph TR6	59.464	12	4.530	72.58
11	33	C	Brian COWAN		Lotus Elan S3	1:00.712	12	5.778	71.09
12	10	E	Peter BORNHAUSER		Ginetta G15	1:01.448	11	6.514	70.24
13	15	B	Mike EAGLES		Milano GT Mk1	1:02.137	5	7.203	69.46
14	91	F	Richard OWEN		Triumph TR2	1:03.309	11	8.375	68.18
15	42	C	Daniel JORDAN		Lotus Elan	1:04.115	11	9.181	67.32
16	99	G	George MCDONALD		MGA	1:04.385	11	9.451	67.04

Car 99 - Transponder not working; Car 83 completed 1 lap

Weather/Track: Cloudy /Dry

These results are provisional until the conclusion of any judicial and technical matters.

Brands Hatch

Circuit Length = 1.1990 miles.

Start: 10:00 End: 10:12

Clerk of the Course:

Timekeeper:

HSCC Historic Road Sports Championship supported by Zircotec
QUALIFYING - LAP ANALYSIS - Brands Hatch - 13 September 2009

10	Peter BORNHAUSER	Ginetta G15
1 - X:00.000	6 - 1:04.382	11 - 1:01.448
2 - 1:07.097	7 - 1:02.481	
3 - 1:06.268	8 - 1:03.240	
4 - 1:04.584	9 - 1:02.622	
5 - 1:04.150	10 - 1:03.364	
15	Mike EAGLES	Milano GT Mk1
1 - X:00.000		
2 - 1:02.137		
3 - 1:02.480		
4 - 1:02.194		
5 - 1:04.584		
32	Patrick WARD-BOOTH	Ginetta G4
1 - X:00.000	6 - 58.849	11 - 58.583
2 - 1:01.918	7 - 58.484	12 - 59.700
3 - 59.840	8 - 58.582	
4 - 59.815	9 - 58.438	
5 - 59.623	10 - 59.146	
33	Brian COWAN	Lotus Elan S3
1 - X:00.000	6 - 1:03.162	11 - 1:00.868
2 - 1:05.413	7 - 1:04.481	12 - 1:00.712
3 - 1:04.959	8 - 1:02.948	
4 - 1:06.508	9 - 1:01.074	
5 - 1:02.680	10 - 1:01.508	
36	Frazer GIBNEY	Lotus Elan
1 - X:00.000	6 - 58.694	11 - 58.564
2 - 1:00.104	7 - 58.222	12 - 58.287
3 - 58.917	8 - 58.795	
4 - 59.776	9 - 58.110	
5 - 59.365	10 - 59.160	
42	Daniel JORDAN	Lotus Elan
1 - X:00.000	6 - 1:04.255	11 - 1:04.567
2 - 1:09.591	7 - 1:05.212	
3 - 1:06.210	8 - 1:04.429	
4 - 1:05.164	9 - 1:08.063	
5 - 1:04.788	10 - 1:04.115	

Weather/Track: Cloudy /Dry

HSCC Historic Road Sports Championship supported by Zircotec
QUALIFYING - LAP ANALYSIS - Brands Hatch - 13 September 2009
 (contd.)

44	Dave KIRBY	Triumph TR6			
1 -	X:00.000	6 -	1:01.080	11 -	1:02.174
2 -	1:04.051	7 -	1:01.500	12 -	1:01.417
3 -	1:01.964	8 -	1:01.980		
4 -	1:01.459	9 -	1:00.033		
5 -	1:01.381	10 -	59.464		
46	Paul TOOMS	Lotus Elan S4			
1 -	X:00.000	6 -	58.759		
2 -	58.674	7 -	57.989		
3 -	58.518	8 -	58.127		
4 -	58.488	9 -	58.859		
5 -	58.408				
47	Alan HARPER	Lotus Elan			
1 -	X:00.000	6 -	59.862	11 -	59.450
2 -	1:00.752	7 -	57.625	12 -	57.775
3 -	1:00.248	8 -	58.015		
4 -	59.656	9 -	59.367		
5 -	58.801	10 -	58.794		
54	Martin HALLIDAY	Lotus Seven S3			
1 -	X:00.000	6 -	57.552	11 -	59.682
2 -	59.799	7 -	59.437	12 -	58.165
3 -	56.369	8 -	57.454	13 -	56.806
4 -	57.394	9 -	57.183		
5 -	56.884	10 -	58.564		
69	Andy SHEPHERD	Lotus Seven S2			
1 -	X:00.000	6 -	56.386	11 -	2:12.448P
2 -	59.195	7 -	58.041		
3 -	57.144	8 -	56.235		
4 -	58.476	9 -	57.493		
5 -	56.551	10 -	56.826		
71	Dick COFFEY	Turner Mk1			
1 -	X:00.000	6 -	59.280	11 -	59.226
2 -	1:01.904	7 -	58.722	12 -	59.181
3 -	59.119	8 -	59.485		
4 -	1:01.324	9 -	59.068		
5 -	1:00.133	10 -	58.917		

Weather/Track: Cloudy /Dry


HSCC Historic Road Sports Championship supported by Zircotec
QUALIFYING - LAP ANALYSIS - Brands Hatch - 13 September 2009
 (contd.)

78	Jonathon RUSHTON	Morgan Plus 4
1 - X:00.000	6 - 59.419	11 - 1:04.819
2 - 1:00.972	7 - 1:00.790	12 - 59.375
3 - 1:00.464	8 - 1:00.973	
4 - 1:02.088	9 - 59.671	
5 - 59.901	10 - 59.798	
83	Daniel WOOD	JWF Italia
1 - X:00.000P		
84	Andrew MARLER	Lotus Elan
1 - X:00.000	6 - 1:50.139P	11 - 56.213
2 - 57.909	7 - 1:15.728	12 - 56.062
3 - 55.888	8 - 55.777	
4 - 56.248	9 - 54.934	
5 - 56.103	10 - 56.225	
91	Richard OWEN	Triumph TR2
1 - X:00.000	6 - 1:07.454	11 - 1:05.150
2 - 1:07.269	7 - 1:04.043	
3 - 1:06.540	8 - 1:03.582	
4 - 1:04.322	9 - 1:03.951	
5 - 1:03.604	10 - 1:03.309	
99	George MCDONALD	MGA
1 - X:00.000	6 - 1:04.438	11 - 1:05.110
2 - 1:07.599	7 - 1:04.385	
3 - 1:07.519	8 - 1:06.230	
4 - 1:05.417	9 - 1:05.588	
5 - 1:04.757	10 - 1:05.506	

Weather/Track: Cloudy /Dry

HSCC Historic Road Sports Championship supported by Zircotec
AMENDED GRID FOR RACE 1 - Brands Hatch - 13 September 2009

ROW 9	83 WOOD	37 SELWYN
ROW 8	42 JORDAN	99 MCDONALD
ROW 7	15 EAGLES	91 OWEN
ROW 6	33 COWAN	10 BORNHAUSER
ROW 5	78 RUSHTON	44 KIRBY
ROW 4	32 WARD-BOOTH	71 COFFEY
ROW 3	46 TOOMS	36 GIBNEY
ROW 2	54 HALLIDAY	47 HARPER
ROW 1	84 MARLER	69 SHEPHERD
	POLE	



Car 37 allowed to start
Weather/Track: Cloudy /Dry

These results are provisional until the conclusion of any judicial and technical matters.

Brands Hatch
 Circuit Length = 1.1990 miles.
 Start: 10:00 End: 10:12

Clerk of the Course:		Timekeeper:
----------------------	--	-------------

HSCC Historic Road Sports Championship supported by Zircotec

RACE 1 - CLASSIFICATION - Brands Hatch - 13 September 2009

POS	NO	CL	DRIVER	NAT	CAR	TIME	LAPS	GAP	MPH	BEST
1	54	C	Martin HALLIDAY		Lotus Seven S3	20:05.474	21		75.19	56.391
2	84	C	Andrew MARLER		Lotus Elan	20:13.031	21	7.557	74.72	56.426
3	69	C	Andy SHEPHERD		Lotus Seven S2	20:15.889	21	10.415	74.55	56.025
4	46	C	Paul TOOMS		Lotus Elan S4	20:16.285	21	10.811	74.52	56.988
5	36	C	Frazer GIBNEY		Lotus Elan	20:41.846	21	36.372	72.99	58.102
6	32	E	Patrick WARD-BOOTH		Ginetta G4	20:07.613	20	1 LAP	71.48	59.106
7	71	E	Dick COFFEY		Turner Mk1	20:09.197	20	1 LAP	71.39	58.923
8	78	B	Jonathon RUSHTON		Morgan Plus 4	20:16.001	20	1 LAP	70.99	59.692
9	33	C	Brian COWAN		Lotus Elan S3	20:20.659	20	1 LAP	70.72	59.514
10	15	B	Mike EAGLES		Milano GT Mk1	20:44.298	20	1 LAP	69.37	58.578
11	44	B	Dave KIRBY		Triumph TR6	20:46.064	20	1 LAP	69.28	1:00.110
12	91	F	Richard OWEN		Triumph TR2	20:27.973	19	2 LAPS	66.78	1:01.984
13	10	E	Peter BORNHAUSER		Ginetta G15	20:37.303	19	2 LAPS	66.28	1:02.984
14	99	G	George MCDONALD		MGA	20:37.406	19	2 LAPS	66.27	1:03.400
15	37	D	Mervyn SELWYN		Porsche 911S	21:03.825	18	3 LAPS	61.47	1:08.422

NOT CLASSIFIED

42	C	Daniel JORDAN		Lotus Elan	10:27.675	10	D.N.F.	68.76	1:00.082
47	C	Alan HARPER		Lotus Elan	10:04.163	8	D.N.F.	57.15	58.825
83	F	Daniel WOOD		JWF Italia		0	D.N.F.	N/A	

FASTEST LAP

69	C	Andy SHEPHERD		Lotus Seven S2	56.025	18	77.04mph	123.99kph
15	B	Mike EAGLES		Milano GT Mk1	58.578	2	73.68mph	118.58kph
71	E	Dick COFFEY		Turner Mk1	58.923	10	73.25mph	117.89kph
91	F	Richard OWEN		Triumph TR2	1:01.984	16	69.63mph	112.07kph
99	G	George MCDONALD		MGA	1:03.400	13	68.08mph	109.56kph
37	D	Mervyn SELWYN		Porsche 911S	1:08.422	9	63.08mph	101.52kph

Weather/Track: Cloudy /Dry

These results are provisional until the conclusion of any judicial and technical matters.

Brands Hatch

Circuit Length = 1.1990 miles.

Start: 13:39 End: 13:59

Clerk of the Course:

Timekeeper:

HSCC Historic Road Sports Championship supported by Zircotec
RACE 1 - LAP ANALYSIS - Brands Hatch - 13 September 2009

10	Peter BORNHAUSER					Ginetta G15			
1 -	1:14.919	6 -	1:04.986	11 -	1:04.202	16 -	1:03.363		
2 -	1:03.846	7 -	1:02.984	12 -	1:03.269	17 -	1:04.995		
3 -	1:04.779	8 -	1:06.407	13 -	1:03.416	18 -	1:05.899		
4 -	1:04.267	9 -	1:04.400	14 -	1:05.613	19 -	1:05.172		
5 -	1:03.987	10 -	1:04.362	15 -	1:06.437				
15	Mike EAGLES					Milano GT Mk1			
1 -	1:09.947	6 -	1:04.363	11 -	1:01.725	16 -	1:03.662		
2 -	58.578	7 -	1:01.028	12 -	1:01.145	17 -	1:03.788		
3 -	1:01.364	8 -	1:00.090	13 -	1:03.388	18 -	1:02.136		
4 -	1:01.968	9 -	1:00.551	14 -	1:01.540	19 -	1:01.297		
5 -	1:01.915	10 -	1:00.238	15 -	1:04.053	20 -	1:01.522		
32	Patrick WARD-BOOTH					Ginetta G4			
1 -	1:08.553	6 -	1:01.764	11 -	1:00.465	16 -	59.106		
2 -	59.318	7 -	59.845	12 -	1:00.132	17 -	59.378		
3 -	59.541	8 -	59.516	13 -	59.579	18 -	59.706		
4 -	59.724	9 -	1:00.487	14 -	59.292	19 -	59.361		
5 -	1:00.526	10 -	1:00.230	15 -	1:01.409	20 -	59.681		
33	Brian COWAN					Lotus Elan S3			
1 -	1:10.348	6 -	1:01.676	11 -	1:00.159	16 -	1:01.059		
2 -	1:00.140	7 -	1:01.241	12 -	1:00.145	17 -	59.767		
3 -	1:00.814	8 -	1:01.609	13 -	1:00.126	18 -	1:00.697		
4 -	1:00.093	9 -	1:00.819	14 -	59.703	19 -	1:00.605		
5 -	1:00.733	10 -	59.940	15 -	1:01.471	20 -	59.514		
36	Frazer GIBNEY					Lotus Elan			
1 -	1:07.880	6 -	59.008	11 -	59.041	16 -	58.750	21 -	58.838
2 -	58.871	7 -	58.561	12 -	58.350	17 -	58.455		
3 -	58.976	8 -	58.102	13 -	59.031	18 -	58.556		
4 -	58.498	9 -	58.983	14 -	58.223	19 -	59.001		
5 -	58.772	10 -	58.292	15 -	58.557	20 -	59.101		
37	Mervyn SELWYN					Porsche 911S			
1 -	1:18.211	6 -	1:09.591	11 -	1:09.412	16 -	1:10.199		
2 -	1:09.023	7 -	1:09.501	12 -	1:08.707	17 -	1:11.311		
3 -	1:10.817	8 -	1:09.120	13 -	1:10.180	18 -	1:09.762		
4 -	1:09.278	9 -	1:08.422	14 -	1:09.429				
5 -	1:11.245	10 -	1:09.741	15 -	1:09.876				

Weather/Track: Cloudy /Dry

HSCC Historic Road Sports Championship supported by Zircotec
RACE 1 - LAP ANALYSIS - Brands Hatch - 13 September 2009
 (contd.)

42	Daniel JORDAN	Lotus Elan				
1 -	1:11.970	6 -	1:01.388			
2 -	1:00.642	7 -	1:01.476			
3 -	1:00.285	8 -	1:02.939			
4 -	1:00.082	9 -	1:03.508			
5 -	1:01.289	10 -	1:04.096			
44	Dave KIRBY	Triumph TR6				
1 -	1:26.572	6 -	1:01.173	11 -	1:01.166	
2 -	1:02.227	7 -	1:00.759	12 -	1:00.110	
3 -	1:02.834	8 -	1:00.433	13 -	1:02.629	
4 -	1:00.986	9 -	1:00.615	14 -	1:00.281	
5 -	1:01.614	10 -	1:00.566	15 -	1:00.286	
				16 -	1:00.673	
				17 -	1:00.812	
				18 -	1:00.726	
				19 -	1:00.907	
				20 -	1:00.695	
46	Paul TOOMS	Lotus Elan S4				
1 -	1:05.039	6 -	57.836	11 -	57.346	
2 -	57.995	7 -	57.664	12 -	57.832	
3 -	56.992	8 -	57.767	13 -	57.850	
4 -	57.157	9 -	57.323	14 -	57.497	
5 -	56.988	10 -	57.229	15 -	57.693	
				16 -	57.330	
				17 -	57.515	
				18 -	57.025	
				19 -	57.877	
				20 -	58.021	
				21 -	58.309	
47	Alan HARPER	Lotus Elan				
1 -	1:07.448	6 -	2:44.198P			
2 -	58.825	7 -	1:09.607			
3 -	1:00.444	8 -	1:02.801			
4 -	59.860					
5 -	1:00.980					
54	Martin HALLIDAY	Lotus Seven S3				
1 -	1:05.213	6 -	56.391	11 -	56.714	
2 -	57.369	7 -	56.460	12 -	57.087	
3 -	57.032	8 -	57.793	13 -	56.766	
4 -	56.783	9 -	56.922	14 -	56.873	
5 -	56.578	10 -	56.841	15 -	56.864	
				16 -	57.413	
				17 -	58.007	
				18 -	56.527	
				19 -	57.152	
				20 -	57.250	
				21 -	57.439	
69	Andy SHEPHERD	Lotus Seven S2				
1 -	1:04.561	6 -	57.210	11 -	56.836	
2 -	57.610	7 -	57.916	12 -	56.842	
3 -	1:05.585	8 -	57.716	13 -	56.413	
4 -	58.189	9 -	57.241	14 -	56.745	
5 -	57.098	10 -	57.148	15 -	56.276	
				16 -	56.686	
				17 -	56.544	
				18 -	56.025	
				19 -	57.906	
				20 -	57.632	
				21 -	57.710	

Weather/Track: Cloudy /Dry

HSCC Historic Road Sports Championship supported by Zircotec
RACE 1 - LAP ANALYSIS - Brands Hatch - 13 September 2009
 (contd.)

71	Dick COFFEY	Turner Mk1							
1 -	1:10.440	6 -	1:02.193	11 -	59.342	16 -	59.389		
2 -	1:00.390	7 -	1:01.360	12 -	59.237	17 -	59.310		
3 -	1:01.250	8 -	1:00.299	13 -	59.232	18 -	59.896		
4 -	1:00.707	9 -	59.615	14 -	58.923	19 -	59.110		
5 -	59.868	10 -	58.923	15 -	1:00.704	20 -	59.009		
78	Jonathon RUSHTON	Morgan Plus 4							
1 -	1:09.618	6 -	1:00.466	11 -	59.913	16 -	1:00.023		
2 -	1:00.446	7 -	1:00.338	12 -	59.692	17 -	1:00.176		
3 -	1:00.120	8 -	59.964	13 -	59.753	18 -	1:02.260		
4 -	1:00.338	9 -	1:00.266	14 -	59.936	19 -	1:00.355		
5 -	1:00.197	10 -	1:00.050	15 -	1:00.511	20 -	1:01.579		
83	Daniel WOOD	JWF Italia							
84	Andrew MARLER	Lotus Elan							
1 -	1:03.727	6 -	56.487	11 -	56.956	16 -	57.054	21 -	57.416
2 -	57.822	7 -	56.426	12 -	57.305	17 -	57.015		
3 -	57.192	8 -	57.763	13 -	56.526	18 -	56.628		
4 -	56.961	9 -	56.839	14 -	56.714	19 -	59.488		
5 -	56.575	10 -	56.753	15 -	57.066	20 -	1:04.318		
91	Richard OWEN	Triumph TR2							
1 -	1:15.446	6 -	1:04.009	11 -	1:03.004	16 -	1:01.984		
2 -	1:04.907	7 -	1:05.356	12 -	1:02.735	17 -	1:03.507		
3 -	1:05.351	8 -	1:05.281	13 -	1:03.029	18 -	1:04.234		
4 -	1:04.767	9 -	1:04.278	14 -	1:05.629	19 -	1:02.693		
5 -	1:05.294	10 -	1:03.727	15 -	1:02.742				
99	George MCDONALD	MGA							
1 -	1:17.768	6 -	1:03.668	11 -	1:03.879	16 -	1:04.427		
2 -	1:05.253	7 -	1:05.178	12 -	1:03.872	17 -	1:04.205		
3 -	1:04.410	8 -	1:03.988	13 -	1:03.400	18 -	1:05.698		
4 -	1:04.673	9 -	1:04.519	14 -	1:03.553	19 -	1:04.032		
5 -	1:05.413	10 -	1:05.701	15 -	1:03.769				

Weather/Track: Cloudy /Dry

HSCC Historic Road Sports Championship supported by Zircotec
RACE 1 - LAP CHART - Brands Hatch - 13 September 2009

Lap 1			Lap 2			Lap 3			Lap 4			Lap 5		
No	Behind	Laptime	No	Behind	Laptime	No	Behind	Laptime	No	Behind	Laptime	No	Behind	Laptime
84		1:03.727	84		57.822	84		57.192	84		56.961	84		56.575
69	0.834	1:04.561	69	0.622	57.610	54	0.873	57.032	54	0.695	56.783	54	0.698	56.578
46	1.312	1:05.039	54	1.033	57.369	46	1.285	56.992	46	1.481	57.157	46	1.894	56.988
54	1.486	1:05.213	46	1.485	57.995	36	6.986	58.976	36	8.523	58.498	36	10.720	58.772
47	3.721	1:07.448	47	4.724	58.825	47	7.976	1:00.444	69	10.243	58.189	69	10.766	57.098
36	4.153	1:07.880	36	5.202	58.871	32	8.671	59.541	47	10.875	59.860	47	15.280	1:00.980
32	4.826	1:08.553	32	6.322	59.318	69	9.015	1:05.585	32	11.434	59.724	32	15.385	1:00.526
78	5.891	1:09.618	15	6.976	58.578	15	11.148	1:01.364	78	14.820	1:00.338	78	18.442	1:00.197
15	6.220	1:09.947	78	8.515	1:00.446	78	11.443	1:00.120	33	15.693	1:00.093	33	19.851	1:00.733
33	6.621	1:10.348	33	8.939	1:00.140	33	12.561	1:00.814	15	16.155	1:01.968	71	20.378	59.868
71	6.713	1:10.440	71	9.281	1:00.390	71	13.339	1:01.250	71	17.085	1:00.707	15	21.495	1:01.915
42	8.243	1:11.970	42	11.063	1:00.642	42	14.156	1:00.285	42	17.277	1:00.082	42	21.991	1:01.289
10	11.192	1:14.919	10	17.216	1:03.846	10	24.803	1:04.779	10	32.109	1:04.267	10	39.521	1:03.987
91	11.719	1:15.446	91	18.804	1:04.907	91	26.963	1:05.351	91	34.769	1:04.767	44	41.956	1:01.614
99	14.041	1:17.768	99	21.472	1:05.253	99	28.690	1:04.410	99	36.402	1:04.673	91	43.488	1:05.294
37	14.484	1:18.211	37	25.685	1:09.023	44	32.892	1:02.834	44	36.917	1:00.986	99	45.240	1:05.413
44	22.845	1:26.572	44	27.250	1:02.227	37	39.310	1:10.817	37	51.627	1:09.278			

Weather/Track: Cloudy /Dry

Brands Hatch
 Circuit Length = 1.1990 miles.
 Start: 13:39 End: 13:59

HSCC Historic Road Sports Championship supported by Zircotec
RACE 1 - LAP CHART - Brands Hatch - 13 September 2009
 (contd.)

Lap 6			Lap 7			Lap 8			Lap 9			Lap 10		
No	Behind	Laptime	No	Behind	Laptime	No	Behind	Laptime	No	Behind	Laptime	No	Behind	Laptime
84		56.487	84		56.426	84		57.763	84		56.839	84		56.753
54	0.602	56.391	54	0.636	56.460	54	0.666	57.793	54	0.749	56.922	44	1 LAP	1:00.615
46	3.243	57.836	46	4.481	57.664	91	1 LAP	1:05.356	46	4.969	57.323	54	0.837	56.841
37	1 LAP	1:11.245	69	12.979	57.916	99	1 LAP	1:05.178	10	1 LAP	1:06.407	46	5.445	57.229
69	11.489	57.210	36	15.376	58.561	46	4.485	57.767	99	1 LAP	1:03.988	69	13.729	57.148
36	13.241	59.008	37	1 LAP	1:09.591	47	2 LAPS	2:44.198P	91	1 LAP	1:05.281	10	1 LAP	1:04.400
32	20.662	1:01.764	32	24.081	59.845	69	12.932	57.716	69	13.334	57.241	91	1 LAP	1:04.278
78	22.421	1:00.466	78	26.333	1:00.338	36	15.715	58.102	36	17.859	58.983	99	1 LAP	1:04.519
33	25.040	1:01.676	33	29.855	1:01.241	32	25.834	59.516	47	2 LAPS	1:09.607	36	19.398	58.292
71	26.084	1:02.193	71	31.018	1:01.360	78	28.534	59.964	32	29.482	1:00.487	47	2 LAPS	1:02.801
42	26.892	1:01.388	42	31.942	1:01.476	71	33.554	1:00.299	78	31.961	1:00.266	32	32.959	1:00.230
15	29.371	1:04.363	15	33.973	1:01.028	33	33.701	1:01.609	71	36.330	59.615	78	35.258	1:00.050
44	46.642	1:01.173	44	50.975	1:00.759	37	1 LAP	1:09.501	33	37.681	1:00.819	71	38.500	58.923
10	48.020	1:04.986	10	54.578	1:02.984	15	36.300	1:00.090	15	40.012	1:00.551	33	40.868	59.940
91	51.010	1:04.009				42	37.118	1:02.939	42	43.787	1:03.508	15	43.497	1:00.238
99	52.421	1:03.668				44	53.645	1:00.433	37	1 LAP	1:09.120	42	51.130	1:04.096

Weather/Track: Cloudy /Dry

Brands Hatch
 Circuit Length = 1.1990 miles.
 Start: 13:39 End: 13:59

HSCC Historic Road Sports Championship supported by Zircotec
RACE 1 - LAP CHART - Brands Hatch - 13 September 2009
 (contd.)

Lap 11			Lap 12			Lap 13			Lap 14			Lap 15		
No	Behind	Laptime	No	Behind	Laptime	No	Behind	Laptime	No	Behind	Laptime	No	Behind	Laptime
84		56.956	84		57.305	84		56.526	84		56.714	84		57.066
54	0.595	56.714	54	0.377	57.087	54	0.617	56.766	54	0.776	56.873	54	0.574	56.864
37	2 LAPS	1:08.422	46	6.362	57.832	46	7.686	57.850	15	1 LAP	1:03.388	15	1 LAP	1:01.540
44	1 LAP	1:00.566	44	1 LAP	1:01.166	44	1 LAP	1:00.110	46	8.469	57.497	46	9.096	57.693
46	5.835	57.346	69	13.146	56.842	69	13.033	56.413	69	13.064	56.745	69	12.274	56.276
69	13.609	56.836	37	2 LAPS	1:09.741	36	25.033	59.031	44	1 LAP	1:02.629	44	1 LAP	1:00.281
10	1 LAP	1:04.362	36	22.528	58.350	37	2 LAPS	1:09.412	36	26.542	58.223	36	28.033	58.557
36	21.483	59.041	10	1 LAP	1:04.202	10	1 LAP	1:03.269	37	2 LAPS	1:08.707	32	49.269	1:01.409
91	1 LAP	1:03.727	91	1 LAP	1:03.004	91	1 LAP	1:02.735	10	1 LAP	1:03.416	10	1 LAP	1:05.613
99	1 LAP	1:05.701	99	1 LAP	1:03.879	99	1 LAP	1:03.872	91	1 LAP	1:03.029	78	50.496	1:00.511
32	36.468	1:00.465	32	39.295	1:00.132	32	42.348	59.579	32	44.926	59.292	71	51.371	1:00.704
78	38.215	59.913	78	40.602	59.692	78	43.829	59.753	78	47.051	59.936	91	1 LAP	1:05.629
71	40.886	59.342	71	42.818	59.237	71	45.524	59.232	99	1 LAP	1:03.400	37	2 LAPS	1:10.180
33	44.071	1:00.159	33	46.911	1:00.145	33	50.511	1:00.126	71	47.733	58.923	99	1 LAP	1:03.553
15	48.266	1:01.725	15	52.106	1:01.145				33	53.500	59.703			

Weather/Track: Cloudy /Dry

Brands Hatch
 Circuit Length = 1.1990 miles.
 Start: 13:39 End: 13:59

HSCC Historic Road Sports Championship supported by Zircotec
RACE 1 - LAP CHART - Brands Hatch - 13 September 2009
 (contd.)

Lap 16			Lap 17			Lap 18			Lap 19			Lap 20		
No	Behind	Laptime	No	Behind	Laptime	No	Behind	Laptime	No	Behind	Laptime	No	Behind	Laptime
84		57.054	84		57.015	84		56.628	54		57.152	54		57.250
33	1 LAP	1:01.471	91	2 LAPS	1:02.742	78	1 LAP	1:00.176	71	1 LAP	59.896	71	1 LAP	59.110
54	0.933	57.413	54	1.925	58.007	54	1.824	56.527	84	0.512	59.488	78	1 LAP	1:00.355
46	9.372	57.330	10	2 LAPS	1:06.437	91	2 LAPS	1:01.984	78	1 LAP	1:02.260	84	7.580	1:04.318
69	11.906	56.686	99	2 LAPS	1:03.769	33	1 LAP	59.767	46	9.170	57.877	46	9.941	58.021
15	1 LAP	1:04.053	33	1 LAP	1:01.059	10	2 LAPS	1:03.363	33	1 LAP	1:00.697	69	10.144	57.632
44	1 LAP	1:00.286	37	3 LAPS	1:09.429	46	10.269	57.025	69	9.762	57.906	33	1 LAP	1:00.605
36	29.729	58.750	46	9.872	57.515	69	10.832	56.025	91	2 LAPS	1:03.507	91	2 LAPS	1:04.234
32	51.321	59.106	69	11.435	56.544	99	2 LAPS	1:04.427	10	2 LAPS	1:04.995	10	2 LAPS	1:05.899
78	53.465	1:00.023	15	1 LAP	1:03.662	37	3 LAPS	1:09.876	99	2 LAPS	1:04.205	99	2 LAPS	1:05.698
71	53.706	59.389	44	1 LAP	1:00.673	15	1 LAP	1:03.788	15	1 LAP	1:02.136	15	1 LAP	1:01.297
			36	31.169	58.455	44	1 LAP	1:00.812	37	3 LAPS	1:10.199	36	34.973	59.101
			32	53.684	59.378	36	33.097	58.556	36	33.122	59.001	44	1 LAP	1:00.907
			71	56.001	59.310	32	56.762	59.706	44	1 LAP	1:00.726	37	3 LAPS	1:11.311
									32	57.147	59.361			

Weather/Track: Cloudy /Dry

Brands Hatch
 Circuit Length = 1.1990 miles.
 Start: 13:39 End: 13:59

HSCC Historic Road Sports Championship supported by Zircotec
RACE 1 - LAP CHART - Brands Hatch - 13 September 2009
 (contd.)

Lap 21			Lap 22			Lap 23			Lap 24			Lap 25		
No	Behind	Laptime	No	Behind	Laptime	No	Behind	Laptime	No	Behind	Laptime	No	Behind	Laptime
54		57.439												
32	1 LAP	59.681												
71	1 LAP	59.009												
84	7.557	57.416												
69	10.415	57.710												
78	1 LAP	1:01.579												
46	10.811	58.309												
33	1 LAP	59.514												
91	2 LAPS	1:02.693												
10	2 LAPS	1:05.172												
99	2 LAPS	1:04.032												
36	36.372	58.838												
15	1 LAP	1:01.522												
44	1 LAP	1:00.695												
37	3 LAPS	1:09.762												

Weather/Track: Cloudy /Dry

**HSCC 'www.1stopsnoring.co.uk' Historic Formula Ford 2000
QUALIFYING - RACE 2 - Brands Hatch - 13 September 2009**

POS	NO	CL	DRIVER	NAT	CAR	TIME	LAPS	GAP	MPH
1	19	A	Scott TEMPLE		Reynard SF79	50.534	11		85.41
2	75	A	Colin WRIGHT		Reynard SF79	50.947	13	0.413	84.72
3	65	A	Peter DENHAM		Reynard SF78	51.030	12	0.496	84.58
4	79	A	Russell LOVE		Reynard SF79	51.520	13	0.986	83.78
5	36	A	James LEDAMUN		Crossle 51F	51.798	12	1.264	83.33
6	25	B	Antony RAINE		Merlyn MK28	51.831	13	1.297	83.27
7	57	A	David WILD		Reynard SF79	51.870	12	1.336	83.21
8	24	A	Alan GAPE		Royale RP27	52.798	12	2.264	81.75
9	10	A	Derek SMITH		Delta T80	52.846	12	2.312	81.67
10	43	A	Jan LANGDON		Reynard SF78	52.907	12	2.373	81.58
11	42	B	David CLARK		Dulon MP21	52.945	12	2.411	81.52
12	11	A	Stuart BOYER		Reynard SF77	53.002	12	2.468	81.43
13	91	A	Adrian DESOUTTER		Reynard SF79	53.039	12	2.505	81.38
14	44	A	John De RITTER		Delta T79	53.786	11	3.252	80.25
15	7	A	Alan MORGAN		Delta T78	54.433	12	3.899	79.29
16	47	C	Jon RANDALL		Lola Supervee	54.556	12	4.022	79.11
17	59	C	Martyn DONN		Supernova BH3	54.783	12	4.249	78.79
18	46	C	John BOWLES		Royale RP9	54.787	11	4.253	78.78
19	51	A	Stuart OLLEY		Delta T79	58.965	11	8.431	73.20
20	72	A	John TAYLOR		Royale RP27	6:11.441	1	5:20.907	11.62
21	41	A	Mark PIERCE		Sparton SF80	6:13.153	1	5:22.619	11.56

Car 42 - Transponder not working

Weather/Track: Cloudy /Dry

These results are provisional until the conclusion of any judicial and technical matters.

Brands Hatch

Circuit Length = 1.1990 miles.

Start: 10:16 End: 10:36

Clerk of the Course:

Timekeeper:

**HSCC 'www.1stopsnoring.co.uk' Historic Formula Ford 2000
 QUALIFYING - LAP ANALYSIS - Brands Hatch - 13 September 2009**

7	Alan MORGAN	Delta T78			
1 -	6:07.887	6 -	55.734	11 -	55.621
2 -	1:16.636	7 -	55.344	12 -	54.509
3 -	8:39.148	8 -	54.700		
4 -	57.197	9 -	55.095		
5 -	55.674	10 -	54.433		
10	Derek SMITH	Delta T80			
1 -	6:16.822	6 -	52.846	11 -	53.672
2 -	59.672	7 -	53.135	12 -	53.832
3 -	8:26.426	8 -	53.316		
4 -	53.513	9 -	1:15.445		
5 -	53.036	10 -	53.827		
11	Stuart BOYER	Reynard SF77			
1 -	6:08.180	6 -	53.344	11 -	53.599
2 -	54.790	7 -	54.744	12 -	53.895
3 -	8:31.985	8 -	54.037		
4 -	53.002	9 -	54.143		
5 -	53.402	10 -	54.348		
19	Scott TEMPLE	Reynard SF79			
1 -	6:13.287	6 -	51.471	11 -	50.534
2 -	X:00.000	7 -	51.328		
3 -	51.983	8 -	51.866		
4 -	53.148	9 -	50.923		
5 -	51.973	10 -	51.837		
24	Alan GAPE	Royale RP27			
1 -	6:17.162	6 -	53.551	11 -	53.600
2 -	1:00.474	7 -	54.068	12 -	52.798
3 -	8:31.209	8 -	54.285		
4 -	54.036	9 -	56.509		
5 -	53.590	10 -	54.807		
25	Antony RAINE	Merlyn MK28			
1 -	6:13.696	6 -	52.320	11 -	51.999
2 -	1:02.058	7 -	52.217	12 -	51.940
3 -	8:25.749	8 -	52.142	13 -	52.233
4 -	52.953	9 -	52.154		
5 -	52.412	10 -	51.831		

Weather/Track: Cloudy /Dry

HSCC 'www.1stopsnoring.co.uk' Historic Formula Ford 2000
QUALIFYING - LAP ANALYSIS - Brands Hatch - 13 September 2009
 (contd.)

36	James LEDAMUN	Crossle 51F
1 -	6:03.972	6 - 52.145
2 -	54.724	7 - 51.798
3 -	8:35.669	8 - 52.011
4 -	52.770	9 - 52.876
5 -	52.105	10 - 51.872
41	Mark PIERCE	Sparton SF80
1 -	6:13.153	
42	David CLARK	Dulon MP21
1 -	6:08.879	6 - 52.945
2 -	1:05.266	7 - 53.158
3 -	8:25.990	8 - 53.282
4 -	55.092	9 - 1:18.810
5 -	53.856	10 - 54.271
43	Jan LANGDON	Reynard SF78
1 -	6:10.369	6 - 52.979
2 -	1:00.367	7 - 52.974
3 -	8:28.707	8 - 53.204
4 -	54.747	9 - 54.325
5 -	54.352	10 - 53.206
44	John De RITTER	Delta T79
1 -	6:29.624	6 - 56.190
2 -	58.803	7 - 54.967
3 -	8:31.842	8 - 55.251
4 -	54.796	9 - 55.161
5 -	55.206	10 - 56.387
46	John BOWLES	Royale RP9
1 -	6:33.926	6 - 56.045
2 -	9:31.363	7 - 55.334
3 -	56.626	8 - 54.787
4 -	57.716	9 - 55.323
5 -	57.156	10 - 54.998

Weather/Track: Cloudy /Dry

HSCC 'www.1stopsnoring.co.uk' Historic Formula Ford 2000
QUALIFYING - LAP ANALYSIS - Brands Hatch - 13 September 2009
 (contd.)

47	Jon RANDALL	Lola Supervee
1 -	6:30.046	6 - 57.223
2 -	1:00.048	7 - 57.964
3 -	8:34.380	8 - 55.216
4 -	57.148	9 - 54.556
5 -	57.725	10 - 55.065
51	Stuart OLLEY	Delta T79
1 -	6:16.648	6 - 1:02.857
2 -	1:02.979	7 - 1:02.241
3 -	8:38.796	8 - 1:06.389
4 -	58.965	9 - 1:01.164
5 -	1:01.948	10 - 1:02.120
57	David WILD	Reynard SF79
1 -	6:08.544	6 - 54.436
2 -	55.690	7 - 52.847
3 -	9:17.918	8 - 52.360
4 -	52.510	9 - 51.870
5 -	51.966	10 - 51.924
59	Martyn DONN	Supernova BH3
1 -	6:24.955	6 - 55.484
2 -	1:00.077	7 - 55.802
3 -	8:33.692	8 - 55.459
4 -	56.000	9 - 56.335
5 -	56.718	10 - 55.686
65	Peter DENHAM	Reynard SF78
1 -	6:26.064	6 - 51.579
2 -	59.590	7 - 51.709
3 -	8:30.726	8 - 51.542
4 -	52.530	9 - 54.479
5 -	51.835	10 - 51.903
72	John TAYLOR	Royale RP27
1 -	6:11.441	

Weather/Track: Cloudy /Dry


HSCC 'www.1stopsnoring.co.uk' Historic Formula Ford 2000
QUALIFYING - LAP ANALYSIS - Brands Hatch - 13 September 2009
 (contd.)

75	Colin WRIGHT				Reynard SF79
1 -	6:01.400	6 -	50.975	11 -	52.269
2 -	53.698	7 -	53.437	12 -	50.947
3 -	8:38.026	8 -	52.098	13 -	52.144
4 -	51.537	9 -	51.108		
5 -	51.134	10 -	51.144		
79	Russell LOVE				Reynard SF79
1 -	6:08.369	6 -	51.732	11 -	52.703
2 -	53.633	7 -	51.870	12 -	51.520
3 -	8:37.258	8 -	52.812	13 -	58.172
4 -	52.686	9 -	52.353		
5 -	51.930	10 -	51.839		
91	Adrian DESOUTTER				Reynard SF79
1 -	6:30.274	6 -	55.663	11 -	53.039
2 -	59.302	7 -	54.204	12 -	53.825
3 -	8:34.808	8 -	53.761		
4 -	55.371	9 -	54.013		
5 -	54.877	10 -	55.188		

Weather/Track: Cloudy /Dry

**HSCC 'www.1stopsnoring.co.uk' Historic Formula Ford 2000
AMENDED GRID FOR RACE 2 - Brands Hatch - 13 September 2009**

ROW 11	41	PIERCE			
ROW 10	51	OLLEY		72	TAYLOR
ROW 9	59	DONN		46	BOWLES
ROW 8	7	MORGAN		47	RANDALL
ROW 7	91	DESOUTTER		44	RITTER
ROW 6	42	CLARK		11	BOYER
ROW 5	10	SMITH		43	LANGDON
ROW 4	57	WILD		24	GAPE
ROW 3	36	LEDAMUN		25	RAINE
ROW 2	65	DENHAM		79	LOVE
ROW 1	19	TEMPLE		75	WRIGHT
			POLE		



Weather/Track: Cloudy /Dry

These results are provisional until the conclusion of any judicial and technical matters.

Brands Hatch

Circuit Length = 1.1990 miles.

Start: 10:16 End: 10:36

Clerk of the Course:

Timekeeper:

**HSCC 'www.1stopsnoring.co.uk' Historic Formula Ford 2000
RACE 2 - CLASSIFICATION - Brands Hatch - 13 September 2009**

POS	NO	CL	DRIVER	NAT	CAR	TIME	LAPS	GAP	MPH	BEST
1	19	A	Scott TEMPLE		Reynard SF79	13:46.226	16		83.58	50.784
2	65	A	Peter DENHAM		Reynard SF78	13:54.136	16	7.910	82.79	51.394
3	79	A	Russell LOVE		Reynard SF79	13:55.421	16	9.195	82.66	51.487
4	57	A	David WILD		Reynard SF79	14:01.948	16	15.722	82.02	51.756
5	25	B	Antony RAINE		Merlyn MK28	14:02.881	16	16.655	81.93	51.709
6	10	A	Derek SMITH		Delta T80	14:19.303	16	33.077	80.37	52.530
7	43	A	Jan LANGDON		Reynard SF78	14:30.472	16	44.246	79.33	53.434
8	91	A	Adrian DESOUTTER		Reynard SF79	13:51.164	15	1 LAP	77.89	53.081
9	59	C	Martyn DONN		Supernova BH3	13:52.954	15	1 LAP	77.73	54.463
10	7	A	Alan MORGAN		Delta T78	14:00.029	15	1 LAP	77.07	54.607
11	46	C	John BOWLES		Royale RP9	14:03.559	15	1 LAP	76.75	54.680
12	51	A	Stuart OLLEY		Delta T79	14:34.542	13	3 LAPS	64.16	54.251

NOT CLASSIFIED

24	A	Alan GAPE		Royale RP27	11:52.114	13	D.N.F.	78.79	53.127
75	A	Colin WRIGHT		Reynard SF79	8:37.192	10	D.N.F.	83.45	50.632
42	B	David CLARK		Dulon MP21	1:41.036	1	D.N.F.	42.72	1:41.036

FASTEST LAP

75	A	Colin WRIGHT		Reynard SF79	50.632	10	85.25mph	137.19kph
25	B	Antony RAINE		Merlyn MK28	51.709	8	83.47mph	134.33kph
59	C	Martyn DONN		Supernova BH3	54.463	8	79.25mph	127.54kph

Race restarted following red flag as per article G.23 (b)

Weather/Track: Cloudy /Dry

These results are provisional until the conclusion of any judicial and technical matters.

Brands Hatch

Circuit Length = 1.1990 miles.

Start: 14:26 End: 14:40

Clerk of the Course:		Timekeeper:
----------------------	--	-------------

HSCC 'www.1stopsnoring.co.uk' Historic Formula Ford 2000
RACE 2 - LAP ANALYSIS - Brands Hatch - 13 September 2009

7	Alan MORGAN	Delta T78			
1 -	1:06.635	6 -	54.632	11 -	55.063
2 -	55.404	7 -	54.645	12 -	55.752
3 -	54.943	8 -	54.792	13 -	55.093
4 -	54.607	9 -	55.046	14 -	56.420
5 -	54.964	10 -	55.214	15 -	56.819
10	Derek SMITH	Delta T80			
1 -	1:00.971	6 -	53.151	11 -	52.764
2 -	53.144	7 -	53.113	12 -	53.252
3 -	54.486	8 -	52.530	13 -	53.145
4 -	53.175	9 -	53.345	14 -	53.535
5 -	52.767	10 -	53.873	15 -	52.892
16 -	53.160				
19	Scott TEMPLE	Reynard SF79			
1 -	57.392	6 -	50.784	11 -	51.030
2 -	51.013	7 -	50.873	12 -	51.523
3 -	51.493	8 -	50.896	13 -	52.015
4 -	51.072	9 -	50.810	14 -	51.759
5 -	50.953	10 -	50.947	15 -	52.184
16 -	51.482				
24	Alan GAPE	Royale RP27			
1 -	1:05.461	6 -	54.101	11 -	53.472
2 -	54.518	7 -	54.044	12 -	53.127
3 -	53.143	8 -	54.169	13 -	53.502
4 -	53.628	9 -	54.248		
5 -	54.836	10 -	53.865		
25	Antony RAINE	Merlyn MK28			
1 -	1:00.429	6 -	51.819	11 -	52.047
2 -	52.475	7 -	52.018	12 -	52.363
3 -	52.640	8 -	51.709	13 -	52.141
4 -	52.290	9 -	51.950	14 -	52.051
5 -	52.012	10 -	52.068	15 -	52.187
16 -	52.682				
42	David CLARK	Dulon MP21			
1 -	1:41.036				

Weather/Track: Cloudy /Dry

HSCC 'www.1stopsnoring.co.uk' Historic Formula Ford 2000
RACE 2 - LAP ANALYSIS - Brands Hatch - 13 September 2009
 (contd.)

43	Jan LANGDON	Reynard SF78					
1 -	1:03.322	6 -	53.656	11 -	53.793	16 -	53.804
2 -	53.906	7 -	53.758	12 -	54.031		
3 -	53.951	8 -	53.702	13 -	54.046		
4 -	53.449	9 -	54.020	14 -	53.991		
5 -	53.434	10 -	53.443	15 -	54.166		
46	John BOWLES	Royale RP9					
1 -	1:05.453	6 -	55.667	11 -	55.620		
2 -	55.654	7 -	54.833	12 -	55.738		
3 -	55.428	8 -	55.079	13 -	55.823		
4 -	54.680	9 -	55.887	14 -	56.938		
5 -	55.228	10 -	54.928	15 -	56.603		
51	Stuart OLLEY	Delta T79					
1 -	1:07.009	6 -	54.853	11 -	55.762		
2 -	55.968	7 -	54.251	12 -	1:17.909		
3 -	55.365	8 -	54.662	13 -	2:57.714P		
4 -	54.842	9 -	56.147				
5 -	55.172	10 -	54.888				
57	David WILD	Reynard SF79					
1 -	59.996	6 -	51.911	11 -	52.015	16 -	52.284
2 -	52.471	7 -	51.756	12 -	51.884		
3 -	52.683	8 -	51.822	13 -	52.444		
4 -	52.179	9 -	52.017	14 -	51.787		
5 -	51.904	10 -	52.345	15 -	52.450		
59	Martyn DONN	Supernova BH3					
1 -	1:05.114	6 -	54.914	11 -	54.708		
2 -	55.416	7 -	54.517	12 -	54.664		
3 -	55.299	8 -	54.463	13 -	55.035		
4 -	54.481	9 -	54.902	14 -	54.784		
5 -	54.818	10 -	54.679	15 -	55.160		
65	Peter DENHAM	Reynard SF78					
1 -	59.083	6 -	51.554	11 -	51.426	16 -	51.613
2 -	51.721	7 -	51.503	12 -	51.539		
3 -	51.953	8 -	51.394	13 -	51.696		
4 -	52.046	9 -	51.673	14 -	51.568		
5 -	51.674	10 -	51.630	15 -	52.063		

Weather/Track: Cloudy /Dry

HSCC 'www.1stopsnoring.co.uk' Historic Formula Ford 2000
RACE 2 - LAP ANALYSIS - Brands Hatch - 13 September 2009
 (contd.)

75	Colin WRIGHT					Reynard SF79
1 -	57.767	6 -	51.060			
2 -	51.178	7 -	51.103			
3 -	51.269	8 -	50.903			
4 -	51.341	9 -	51.035			
5 -	50.904	10 -	50.632			
79	Russell LOVE					Reynard SF79
1 -	59.400	6 -	51.599	11 -	51.618 16 - 51.953	
2 -	51.741	7 -	51.539	12 -	51.578	
3 -	51.811	8 -	51.487	13 -	51.739	
4 -	52.142	9 -	51.655	14 -	51.526	
5 -	51.852	10 -	51.645	15 -	52.136	
91	Adrian DESOUTTER					Reynard SF79
1 -	1:04.136	6 -	54.102	11 -	53.494	
2 -	53.880	7 -	54.036	12 -	53.081	
3 -	53.823	8 -	54.184	13 -	53.210	
4 -	54.283	9 -	54.436	14 -	1:04.794	
5 -	54.880	10 -	54.715	15 -	54.110	

Weather/Track: Cloudy /Dry

HSCC 'www.1stopsnoring.co.uk' Historic Formula Ford 2000
RACE 2 - LAP CHART - Brands Hatch - 13 September 2009

Lap 1			Lap 2			Lap 3			Lap 4			Lap 5		
No	Behind	Laptime	No	Behind	Laptime	No	Behind	Laptime	No	Behind	Laptime	No	Behind	Laptime
19		57.392	19		51.013	19		51.493	19		51.072	19		50.953
75	0.375	57.767	75	0.540	51.178	75	0.316	51.269	75	0.585	51.341	75	0.536	50.904
65	1.691	59.083	65	2.399	51.721	65	2.859	51.953	65	3.833	52.046	65	4.554	51.674
79	2.008	59.400	79	2.736	51.741	79	3.054	51.811	79	4.124	52.142	79	5.023	51.852
57	2.604	59.996	57	4.062	52.471	57	5.252	52.683	57	6.359	52.179	57	7.310	51.904
25	3.037	1:00.429	25	4.499	52.475	25	5.646	52.640	25	6.864	52.290	25	7.923	52.012
10	3.579	1:00.971	10	5.710	53.144	10	8.703	54.486	10	10.806	53.175	10	12.620	52.767
43	5.930	1:03.322	43	8.823	53.906	43	11.281	53.951	43	13.658	53.449	43	16.139	53.434
91	6.744	1:04.136	91	9.611	53.880	91	11.941	53.823	91	15.152	54.283	91	19.079	54.880
59	7.722	1:05.114	24	11.574	54.518	24	13.224	53.143	24	15.780	53.628	24	19.663	54.836
24	8.069	1:05.461	59	12.125	55.416	59	15.931	55.299	59	19.340	54.481	59	23.205	54.818
46	8.061	1:05.453	46	12.702	55.654	46	16.637	55.428	46	20.245	54.680	46	24.520	55.228
7	9.243	1:06.635	7	13.634	55.404	7	17.084	54.943	7	20.619	54.607	7	24.630	54.964
51	9.617	1:07.009	51	14.572	55.968	51	18.444	55.365	51	22.214	54.842	51	26.433	55.172
42	43.644	1:41.036												

Weather/Track: Cloudy /Dry

Brands Hatch
 Circuit Length = 1.1990 miles.
 Start: 14:26 End: 14:40

HSCC 'www.1stopsnoring.co.uk' Historic Formula Ford 2000
RACE 2 - LAP CHART - Brands Hatch - 13 September 2009
 (contd.)

Lap 6			Lap 7			Lap 8			Lap 9			Lap 10		
No	Behind	Laptime	No	Behind	Laptime	No	Behind	Laptime	No	Behind	Laptime	No	Behind	Laptime
19		50.784	19		50.873	19		50.896	19		50.810	19		50.947
75	0.812	51.060	75	1.042	51.103	75	1.049	50.903	75	1.274	51.035	75	0.959	50.632
65	5.324	51.554	65	5.954	51.503	65	6.452	51.394	65	7.315	51.673	65	7.998	51.630
79	5.838	51.599	79	6.504	51.539	79	7.095	51.487	79	7.940	51.655	79	8.638	51.645
57	8.437	51.911	57	9.320	51.756	57	10.246	51.822	57	11.453	52.017	57	12.851	52.345
25	8.958	51.819	25	10.103	52.018	25	10.916	51.709	25	12.056	51.950	25	13.177	52.068
10	14.987	53.151	10	17.227	53.113	10	18.861	52.530	10	21.396	53.345	10	24.322	53.873
43	19.011	53.656	43	21.896	53.758	43	24.702	53.702	43	27.912	54.020	43	30.408	53.443
91	22.397	54.102	91	25.560	54.036	91	28.848	54.184	91	32.474	54.436	24	35.780	53.865
24	22.980	54.101	24	26.151	54.044	24	29.424	54.169	24	32.862	54.248	91	36.242	54.715
59	27.335	54.914	59	30.979	54.517	59	34.546	54.463	59	38.638	54.902	59	42.370	54.679
7	28.478	54.632	7	32.250	54.645	7	36.146	54.792	7	40.382	55.046	7	44.649	55.214
46	29.403	55.667	46	33.363	54.833	46	37.546	55.079	46	42.623	55.887	46	46.604	54.928
51	30.502	54.853	51	33.880	54.251	51	37.646	54.662	51	42.983	56.147	51	46.924	54.888

Weather/Track: Cloudy /Dry

Brands Hatch
 Circuit Length = 1.1990 miles.
 Start: 14:26 End: 14:40

HSCC 'www.1stopsnoring.co.uk' Historic Formula Ford 2000
RACE 2 - LAP CHART - Brands Hatch - 13 September 2009
 (contd.)

Lap 11			Lap 12			Lap 13			Lap 14			Lap 15		
No	Behind	Laptime	No	Behind	Laptime	No	Behind	Laptime	No	Behind	Laptime	No	Behind	Laptime
19		51.030	19		51.523	19		52.015	19		51.759	19		52.184
65	8.394	51.426	51	1 LAP	55.762	7	1 LAP	55.752	59	1 LAP	55.035	91	1 LAP	1:04.794
79	9.226	51.618	65	8.410	51.539	46	1 LAP	55.738	7	1 LAP	55.093	59	1 LAP	54.784
57	13.836	52.015	79	9.281	51.578	65	8.091	51.696	46	1 LAP	55.823	65	7.779	52.063
25	14.194	52.047	57	14.197	51.884	79	9.005	51.739	65	7.900	51.568	7	1 LAP	56.420
10	26.056	52.764	25	15.034	52.363	57	14.626	52.444	79	8.772	51.526	79	8.724	52.136
43	33.171	53.793	10	27.785	53.252	25	15.160	52.141	57	14.654	51.787	46	1 LAP	56.938
24	38.222	53.472	43	35.679	54.031	51	1 LAP	1:17.909	25	15.452	52.051	57	14.920	52.450
91	38.706	53.494	24	39.826	53.127	10	28.915	53.145	10	30.691	53.535	25	15.455	52.187
59	46.048	54.708	91	40.264	53.081	43	37.710	54.046	43	39.942	53.991	10	31.399	52.892
7	48.682	55.063	59	49.189	54.664	24	41.313	53.502				43	41.924	54.166
46	51.194	55.620				91	41.459	53.210						

Weather/Track: Cloudy /Dry

Brands Hatch
 Circuit Length = 1.1990 miles.
 Start: 14:26 End: 14:40

HSCC 'www.1stopsnoring.co.uk' Historic Formula Ford 2000
RACE 2 - LAP CHART - Brands Hatch - 13 September 2009
 (contd.)

Lap 16			Lap 17			Lap 18			Lap 19			Lap 20		
No	Behind	Laptime	No	Behind	Laptime	No	Behind	Laptime	No	Behind	Laptime	No	Behind	Laptime
19		51.482												
91	1 LAP	54.110												
59	1 LAP	55.160												
65	7.910	51.613												
79	9.195	51.953												
7	1 LAP	56.819												
57	15.722	52.284												
25	16.655	52.682												
46	1 LAP	56.603												
10	33.077	53.160												
43	44.246	53.804												
51	3 LAPS	2:57.714P												

Weather/Track: Cloudy /Dry

Brands Hatch
 Circuit Length = 1.1990 miles.
 Start: 14:26 End: 14:40

HSCC 70's Road Sports Championship
QUALIFYING - RACE 3 - Brands Hatch - 13 September 2009

POS	NO	CL	DRIVER	NAT	CAR	TIME	LAPS	GAP	MPH
1	29	A	Phil BRIGGS		Porsche 928	56.825	12		75.96
2	9	B	Julian BARTER		TVR 3000M	57.187	11	0.362	75.47
3	24	B	Charles BARTER		Datsun 240Z	57.210	12	0.385	75.44
4	64	A	Paul ANDERSON		Porsche 928	57.383	5	0.558	75.22
5	65	C	Steve COOKE		Lotus 7 S4	57.512	13	0.687	75.05
6	44	C	Alan HARPER		Lotus Elan S4	58.470	12	1.645	73.82
7	37	B	Josh SADLER		Porsche 911	58.838	12	2.013	73.36
8	14	B	Jai SHARMA		Ferrari 308GTB	58.999	12	2.174	73.16
9	12	C	Stewart RICHARDSON		Lotus Europa	1:00.043	12	3.218	71.88
10	26	B	Paul STAFFORD		Datsun 240Z	1:00.305	11	3.480	71.57
11	18	A	Richard ARMSTRONG		Porsche 928	1:01.551	12	4.726	70.12
12	4	D1	Ken RORRISON		Lancia Fulvia	1:02.710	9	5.885	68.83
13	80	D2	David LANE		Jensen Healey	1:03.233	11	6.408	68.26
14	82	D1	Alex CHILDS		Lancia Fulvia Sport	1:03.278	11	6.453	68.21

Weather/Track: Cloudy /Dry

These results are provisional until the conclusion of any judicial and technical matters.

Brands Hatch
 Circuit Length = 1.1990 miles.
 Start: 10:48 End: 11:00

Clerk of the Course:		Timekeeper:
----------------------	--	-------------

HSCC 70's Road Sports Championship

QUALIFYING - LAP ANALYSIS - Brands Hatch - 13 September 2009

4	Ken RORRISON	Lancia Fulvia
1 - X:00.000	6 - 1:03.061	
2 - 1:04.925	7 - 1:03.290	
3 - 1:04.030	8 - 1:02.710	
4 - 1:03.821	9 - 1:05.492	
5 - 1:05.512		
9	Julian BARTER	TVR 3000M
1 - X:00.000	6 - 58.337	11 - 57.187
2 - 1:01.620	7 - 57.410	
3 - 58.761	8 - 57.190	
4 - 58.597	9 - 57.232	
5 - 57.333	10 - 58.075	
12	Stewart RICHARDSON	Lotus Europa
1 - X:00.000	6 - 1:01.332	11 - 1:00.783
2 - 1:03.460	7 - 1:00.698	12 - 1:02.162
3 - 1:02.582	8 - 1:00.742	
4 - 1:02.420	9 - 1:01.892	
5 - 1:00.846	10 - 1:00.043	
14	Jai SHARMA	Ferrari 308GTB
1 - X:00.000	6 - 1:00.419	11 - 1:15.774
2 - 1:05.152	7 - 1:00.898	12 - 1:03.494
3 - 1:01.174	8 - 59.584	
4 - 1:00.331	9 - 58.999	
5 - 1:00.549	10 - 59.095	
18	Richard ARMSTRONG	Porsche 928
1 - X:00.000	6 - 1:02.451	11 - 1:01.574
2 - 1:05.433	7 - 1:02.195	12 - 1:04.549
3 - 1:03.247	8 - 1:01.551	
4 - 1:02.613	9 - 1:02.298	
5 - 1:03.076	10 - 1:01.789	
24	Charles BARTER	Datsun 240Z
1 - X:00.000	6 - 57.612	11 - 57.210
2 - 59.645	7 - 57.711	12 - 1:00.372
3 - 58.088	8 - 57.607	
4 - 57.633	9 - 57.285	
5 - 58.030	10 - 57.629	

Weather/Track: Cloudy /Dry

HSCC 70's Road Sports Championship
QUALIFYING - LAP ANALYSIS - Brands Hatch - 13 September 2009
 (contd.)

26	Paul STAFFORD	Datsun 240Z	
1 -	X:00.000	6 -	1:04.054
2 -	1:01.704	7 -	1:05.404
3 -	1:00.305	8 -	1:06.163
4 -	1:01.079	9 -	1:08.821
5 -	1:00.696	10 -	1:06.137
29	Phil BRIGGS	Porsche 928	
1 -	X:00.000	6 -	57.432
2 -	1:00.651	7 -	58.623
3 -	57.727	8 -	1:00.467
4 -	57.480	9 -	57.506
5 -	57.326	10 -	58.295
		11 -	56.825
		12 -	1:03.343
37	Josh SADLER	Porsche 911	
1 -	X:00.000	6 -	59.527
2 -	1:01.180	7 -	59.069
3 -	59.885	8 -	58.927
4 -	1:00.740	9 -	59.017
5 -	59.218	10 -	58.838
		11 -	59.016
		12 -	1:01.593
44	Alan HARPER	Lotus Elan S4	
1 -	X:00.000	6 -	58.775
2 -	1:00.204	7 -	59.228
3 -	59.393	8 -	1:00.031
4 -	59.122	9 -	59.176
5 -	58.470	10 -	59.192
		11 -	59.111
		12 -	59.381
64	Paul ANDERSON	Porsche 928	
1 -	X:00.000		
2 -	59.606		
3 -	1:00.209		
4 -	57.383		
5 -	57.454		
65	Steve COOKE	Lotus 7 S4	
1 -	X:00.000	6 -	57.512
2 -	1:00.554	7 -	57.519
3 -	59.284	8 -	59.037
4 -	58.614	9 -	57.738
5 -	58.369	10 -	57.707
		11 -	57.666
		12 -	57.763
		13 -	58.950

Weather/Track: Cloudy /Dry

HSCC 70's Road Sports Championship

QUALIFYING - LAP ANALYSIS - Brands Hatch - 13 September 2009

(contd.)

80	David LANE	Jensen Healey
1 - X:00.000	6 - 1:04.920	11 - 1:06.499
2 - 1:10.663	7 - 1:04.405	
3 - 1:07.741	8 - 1:05.199	
4 - 1:07.757	9 - 1:04.528	
5 - 1:05.450	10 - 1:03.233	
82	Alex CHILDS	Lancia Fulvia Sport
1 - X:00.000	6 - 1:03.595	11 - 1:06.769
2 - 1:09.122	7 - 1:03.278	
3 - 1:09.154	8 - 1:03.422	
4 - 1:04.277	9 - 1:06.490	
5 - 1:03.922	10 - 1:04.662	

Weather/Track: Cloudy /Dry

www.mstworld.com


Page 3 of 3

Brands Hatch
Circuit Length = 1.1990 miles.
Start: 10:48 End: 11:00

Printed - 11:04 Sunday, 13 September 2009

HSCC 70's Road Sports Championship

GRID FOR RACE 3 - Brands Hatch - 13 September 2009

ROW 7	80	LANE	82	CHILDS
ROW 6	18	ARMSTRONG	4	RORRISON
ROW 5	12	RICHARDSON	26	STAFFORD
ROW 4	37	SADLER	14	SHARMA
ROW 3	65	COOKE	44	HARPER
ROW 2	24	BARTER	64	ANDERSON
ROW 1	29	BRIGGS	9	BARTER
		POLE		
				

Weather/Track: Cloudy /Dry

These results are provisional until the conclusion of any judicial and technical matters.

Brands Hatch

Circuit Length = 1.1990 miles.

Start: 10:48 End: 11:00

Clerk of the Course:

Timekeeper:

HSCC 70's Road Sports Championship

RACE 3 - CLASSIFICATION - Brands Hatch - 13 September 2009

POS	NO	CL	DRIVER	NAT	CAR	TIME	LAPS	GAP	MPH	BEST
1	64	A	Paul ANDERSON		Porsche 928	20:18.094	21		74.41	56.796
2	9	B	Julian BARTER		TVR 3000M	20:21.080	21	2.986	74.23	57.052
3	65	C	Steve COOKE		Lotus 7 S4	20:27.320	21	9.226	73.85	57.055
4	24	B	Charles BARTER		Datsun 240Z	20:28.909	21	10.815	73.76	57.547
5	44	C	Alan HARPER		Lotus Elan S4	20:43.007	21	24.913	72.92	57.895
6	29	A	Phil BRIGGS		Porsche 928	20:54.478	21	36.384	72.25	56.992
7	37	B	Josh SADLER		Porsche 911	21:09.831	21	51.737	71.38	59.661
8	12	C	Stewart RICHARDSON		Lotus Europa	20:24.083	20	1 LAP	70.52	59.682
9	14	B	Jai SHARMA		Ferrari 308GTB	20:34.764	20	1 LAP	69.91	59.255
10	26	B	Paul STAFFORD		Datsun 240Z	20:43.617	20	1 LAP	69.41	1:00.833
11	18	A	Richard ARMSTRONG		Porsche 928	21:00.134	20	1 LAP	68.50	1:00.925
12	80	D2	David LANE		Jensen Healey	21:13.381	20	1 LAP	67.79	1:02.214
13	82	D1	Alex CHILDS		Lancia Fulvia Sport	20:26.686	19	2 LAPS	66.85	1:02.456

NOT CLASSIFIED

4	D1	Ken RORRISON		Lancia Fulvia	15:02.624	14	D.N.F.	66.94	1:02.622
---	----	--------------	--	---------------	-----------	----	--------	-------	----------

FASTEST LAP

64	A	Paul ANDERSON		Porsche 928	56.796	4	75.99mph	122.30kph
9	B	Julian BARTER		TVR 3000M	57.052	9	75.65mph	121.75kph
65	C	Steve COOKE		Lotus 7 S4	57.055	14	75.65mph	121.75kph
80	D2	David LANE		Jensen Healey	1:02.214	6	69.38mph	111.65kph
82	D1	Alex CHILDS		Lancia Fulvia Sport	1:02.456	12	69.11mph	111.22kph

Weather/Track: Cloudy /Dry

These results are provisional until the conclusion of any judicial and technical matters.

Brands Hatch
Circuit Length = 1.1990 miles.
Start: 14:50 End: 15:11

Clerk of the Course:

Timekeeper:

HSCC 70's Road Sports Championship

RACE 3 - LAP ANALYSIS - Brands Hatch - 13 September 2009

4	Ken RORRISON	Lancia Fulvia				
1 -	1:14.796	6 -	1:03.914	11 -	1:04.180	
2 -	1:03.843	7 -	1:03.597	12 -	1:02.716	
3 -	1:03.075	8 -	1:03.899	13 -	1:02.622	
4 -	1:02.981	9 -	1:02.636	14 -	1:07.325	
5 -	1:03.873	10 -	1:03.167			
9	Julian BARTER	TVR 3000M				
1 -	1:04.553	6 -	58.157	11 -	57.659	
2 -	57.938	7 -	57.141	12 -	57.941	
3 -	58.540	8 -	57.880	13 -	57.413	
4 -	57.419	9 -	57.052	14 -	57.933	
5 -	57.633	10 -	57.519	15 -	57.945	
				16 -	58.012	
				17 -	57.795	
				18 -	57.849	
				19 -	58.105	
				20 -	57.809	
				21 -	58.787	
12	Stewart RICHARDSON	Lotus Europa				
1 -	1:10.077	6 -	1:00.030	11 -	59.783	
2 -	1:00.142	7 -	1:00.199	12 -	59.770	
3 -	1:00.851	8 -	59.752	13 -	1:00.245	
4 -	59.682	9 -	1:00.070	14 -	1:00.529	
5 -	59.987	10 -	59.962	15 -	1:04.854	
				16 -	1:01.050	
				17 -	1:01.554	
				18 -	1:01.056	
				19 -	1:02.245	
				20 -	1:02.245	
14	Jai SHARMA	Ferrari 308GTB				
1 -	1:08.754	6 -	1:01.066	11 -	59.693	
2 -	59.280	7 -	1:01.022	12 -	1:00.172	
3 -	1:23.747	8 -	59.695	13 -	1:01.244	
4 -	1:00.191	9 -	1:00.177	14 -	1:00.258	
5 -	1:00.036	10 -	59.255	15 -	59.729	
				16 -	59.721	
				17 -	1:01.772	
				18 -	59.945	
				19 -	59.439	
				20 -	59.568	
18	Richard ARMSTRONG	Porsche 928				
1 -	1:13.138	6 -	1:00.925	11 -	1:02.163	
2 -	1:01.514	7 -	1:01.592	12 -	1:03.821	
3 -	1:02.317	8 -	1:02.730	13 -	1:02.236	
4 -	1:01.368	9 -	1:03.038	14 -	1:03.450	
5 -	1:01.565	10 -	1:02.091	15 -	1:02.384	
				16 -	1:03.467	
				17 -	1:02.885	
				18 -	1:02.679	
				19 -	1:03.757	
				20 -	1:03.014	
24	Charles BARTER	Datsun 240Z				
1 -	1:07.154	6 -	58.436	11 -	57.694	
2 -	58.959	7 -	58.203	12 -	58.177	
3 -	58.554	8 -	58.675	13 -	58.367	
4 -	57.986	9 -	57.547	14 -	57.551	
5 -	58.461	10 -	57.661	15 -	57.844	
				16 -	57.858	
				17 -	57.601	
				18 -	58.427	
				19 -	58.049	
				20 -	57.744	
				21 -	57.961	

Weather/Track: Cloudy /Dry

HSCC 70's Road Sports Championship
RACE 3 - LAP ANALYSIS - Brands Hatch - 13 September 2009
 (contd.)

26	Paul STAFFORD	Datsun 240Z							
1 -	1:11.921	6 -	1:01.182	11 -	1:01.780	16 -	1:01.051		
2 -	1:01.140	7 -	1:01.339	12 -	1:01.230	17 -	1:00.833		
3 -	1:02.439	8 -	1:02.007	13 -	1:02.736	18 -	1:01.277		
4 -	1:01.176	9 -	1:03.161	14 -	1:01.650	19 -	1:00.871		
5 -	1:02.442	10 -	1:02.593	15 -	1:01.615	20 -	1:01.174		
29	Phil BRIGGS	Porsche 928							
1 -	1:04.366	6 -	57.098	11 -	58.602	16 -	58.354	21 -	1:00.895
2 -	58.324	7 -	56.992	12 -	58.471	17 -	58.411		
3 -	59.133	8 -	59.357	13 -	1:19.216	18 -	58.527		
4 -	57.488	9 -	58.311	14 -	58.964	19 -	59.052		
5 -	57.402	10 -	58.232	15 -	58.154	20 -	59.129		
37	Josh SADLER	Porsche 911							
1 -	1:09.041	6 -	1:00.330	11 -	1:00.050	16 -	1:00.166	21 -	59.798
2 -	1:00.067	7 -	1:00.201	12 -	59.767	17 -	1:00.322		
3 -	1:00.178	8 -	59.867	13 -	1:00.313	18 -	59.751		
4 -	1:00.006	9 -	59.939	14 -	1:00.028	19 -	59.661		
5 -	1:00.124	10 -	1:00.250	15 -	1:00.158	20 -	59.814		
44	Alan HARPER	Lotus Elan S4							
1 -	1:07.335	6 -	58.604	11 -	58.277	16 -	59.380	21 -	59.392
2 -	59.669	7 -	58.713	12 -	58.695	17 -	59.517		
3 -	58.451	8 -	57.902	13 -	58.951	18 -	59.278		
4 -	58.131	9 -	57.938	14 -	58.881	19 -	59.139		
5 -	57.895	10 -	57.985	15 -	59.310	20 -	59.564		
64	Paul ANDERSON	Porsche 928							
1 -	1:05.232	6 -	57.450	11 -	57.282	16 -	57.548	21 -	58.301
2 -	57.893	7 -	57.174	12 -	57.650	17 -	57.848		
3 -	57.512	8 -	57.625	13 -	57.531	18 -	57.891		
4 -	56.796	9 -	57.903	14 -	58.028	19 -	57.662		
5 -	57.169	10 -	58.040	15 -	57.822	20 -	57.737		
65	Steve COOKE	Lotus 7 S4							
1 -	1:07.844	6 -	58.638	11 -	57.133	16 -	57.598	21 -	57.595
2 -	59.388	7 -	57.361	12 -	58.894	17 -	58.055		
3 -	58.595	8 -	58.220	13 -	58.277	18 -	57.671		
4 -	58.438	9 -	57.375	14 -	57.055	19 -	58.152		
5 -	57.608	10 -	57.612	15 -	57.568	20 -	58.243		

Weather/Track: Cloudy /Dry

HSCC 70's Road Sports Championship
RACE 3 - LAP ANALYSIS - Brands Hatch - 13 September 2009
 (contd.)

80	David LANE	Jensen Healey					
1 -	1:11.466	6 -	1:02.214	11 -	1:04.165	16 -	1:03.094
2 -	1:04.273	7 -	1:03.162	12 -	1:04.347	17 -	1:03.101
3 -	1:03.631	8 -	1:02.761	13 -	1:03.245	18 -	1:02.611
4 -	1:02.512	9 -	1:04.430	14 -	1:02.813	19 -	1:02.896
5 -	1:02.535	10 -	1:03.190	15 -	1:02.907	20 -	1:04.028
82	Alex CHILDS	Lancia Fulvia Sport					
1 -	1:14.608	6 -	1:04.907	11 -	1:04.428	16 -	1:04.313
2 -	1:04.662	7 -	1:03.834	12 -	1:02.456	17 -	1:06.539
3 -	1:03.228	8 -	1:02.996	13 -	1:04.012	18 -	1:05.005
4 -	1:02.779	9 -	1:02.665	14 -	1:03.429	19 -	1:06.692
5 -	1:02.798	10 -	1:03.710	15 -	1:03.625		

Weather/Track: Cloudy /Dry

HSCC 70's Road Sports Championship
RACE 3 - LAP CHART - Brands Hatch - 13 September 2009

Lap 1			Lap 2			Lap 3			Lap 4			Lap 5		
No	Behind	Laptime	No	Behind	Laptime	No	Behind	Laptime	No	Behind	Laptime	No	Behind	Laptime
29		1:04.366	9		57.938	64		57.512	64		56.796	64		57.169
9	0.187	1:04.553	29	0.199	58.324	9	0.394	58.540	9	1.017	57.419	9	1.481	57.633
64	0.866	1:05.232	64	0.634	57.893	29	1.186	59.133	29	1.878	57.488	29	2.111	57.402
24	2.788	1:07.154	24	3.622	58.959	24	4.030	58.554	24	5.220	57.986	24	6.512	58.461
44	2.969	1:07.335	44	4.513	59.669	44	4.818	58.451	44	6.153	58.131	44	6.879	57.895
65	3.478	1:07.844	65	4.741	59.388	65	5.190	58.595	65	6.832	58.438	65	7.271	57.608
14	4.388	1:08.754	14	5.543	59.280	37	8.649	1:00.178	37	11.859	1:00.006	37	14.814	1:00.124
37	4.675	1:09.041	37	6.617	1:00.067	12	10.433	1:00.851	12	13.319	59.682	12	16.137	59.987
12	5.711	1:10.077	12	7.728	1:00.142	26	14.863	1:02.439	26	19.243	1:01.176	26	24.516	1:02.442
80	7.100	1:11.466	26	10.570	1:01.140	18	16.332	1:02.317	18	20.904	1:01.368	18	25.300	1:01.565
26	7.555	1:11.921	18	12.161	1:01.514	80	18.733	1:03.631	80	24.449	1:02.512	80	29.815	1:02.535
18	8.772	1:13.138	80	13.248	1:04.273	4	21.077	1:03.075	4	27.262	1:02.981	82	33.473	1:02.798
82	10.242	1:14.608	4	16.148	1:03.843	82	21.861	1:03.228	82	27.844	1:02.779	4	33.966	1:03.873
4	10.430	1:14.796	82	16.779	1:04.662	14	31.144	1:23.747	14	34.539	1:00.191	14	37.406	1:00.036

Weather/Track: Cloudy /Dry

Brands Hatch
 Circuit Length = 1.1990 miles.
 Start: 14:50 End: 15:11

HSCC 70's Road Sports Championship
RACE 3 - LAP CHART - Brands Hatch - 13 September 2009
 (contd.)

Lap 6			Lap 7			Lap 8			Lap 9			Lap 10		
No	Behind	Laptime	No	Behind	Laptime	No	Behind	Laptime	No	Behind	Laptime	No	Behind	Laptime
64		57.450	64		57.174	64		57.625	64		57.903	64		58.040
29	1.759	57.098	29	1.577	56.992	9	2.410	57.880	9	1.559	57.052	9	1.038	57.519
9	2.188	58.157	9	2.155	57.141	29	3.309	59.357	29	3.717	58.311	29	3.909	58.232
24	7.498	58.436	24	8.527	58.203	65	9.241	58.220	65	8.713	57.375	65	8.285	57.612
44	8.033	58.604	65	8.646	57.361	24	9.577	58.675	24	9.221	57.547	24	8.842	57.661
65	8.459	58.638	44	9.572	58.713	44	9.849	57.902	44	9.884	57.938	44	9.829	57.985
37	17.694	1:00.330	37	20.721	1:00.201	37	22.963	59.867	37	24.999	59.939	37	27.209	1:00.250
12	18.717	1:00.030	12	21.742	1:00.199	12	23.869	59.752	12	26.036	1:00.070	12	27.958	59.962
26	28.248	1:01.182	26	32.413	1:01.339	26	36.795	1:02.007	26	42.053	1:03.161	26	46.606	1:02.593
18	28.775	1:00.925	18	33.193	1:01.592	18	38.298	1:02.730	18	43.433	1:03.038	18	47.484	1:02.091
80	34.579	1:02.214	80	40.567	1:03.162	80	45.703	1:02.761	14	49.214	1:00.177	14	50.429	59.255
4	40.430	1:03.914	14	44.870	1:01.022	14	46.940	59.695	80	52.230	1:04.430			
82	40.930	1:04.907	4	46.853	1:03.597	82	52.961	1:02.996	82	57.723	1:02.665			
14	41.022	1:01.066	82	47.590	1:03.834	4	53.127	1:03.899	4	57.860	1:02.636			

Weather/Track: Cloudy /Dry

Brands Hatch
 Circuit Length = 1.1990 miles.
 Start: 14:50 End: 15:11

HSCC 70's Road Sports Championship
RACE 3 - LAP CHART - Brands Hatch - 13 September 2009
 (contd.)

Lap 11			Lap 12			Lap 13			Lap 14			Lap 15		
No	Behind	Laptime	No	Behind	Laptime	No	Behind	Laptime	No	Behind	Laptime	No	Behind	Laptime
64		57.282	64		57.650	64		57.531	64		58.028	64		57.822
80	1 LAP	1:03.190	9	1.706	57.941	18	1 LAP	1:03.821	14	1 LAP	1:01.244	9	1.616	57.945
9	1.415	57.659	29	6.050	58.471	9	1.588	57.413	9	1.493	57.933	14	1 LAP	1:00.258
29	5.229	58.602	80	1 LAP	1:04.165	65	10.126	58.277	26	1 LAP	1:02.736	26	1 LAP	1:01.650
4	1 LAP	1:03.167	65	9.380	58.894	24	10.617	58.367	18	1 LAP	1:02.236	65	8.899	57.568
82	1 LAP	1:03.710	24	9.781	58.177	44	13.289	58.951	65	9.153	57.055	24	10.162	57.844
65	8.136	57.133	44	11.869	58.695	80	1 LAP	1:04.347	24	10.140	57.551	18	1 LAP	1:03.450
24	9.254	57.694	4	1 LAP	1:04.180	4	1 LAP	1:02.716	44	14.142	58.881	44	15.630	59.310
44	10.824	58.277	82	1 LAP	1:04.428	82	1 LAP	1:02.456	80	1 LAP	1:03.245	80	1 LAP	1:02.813
37	29.977	1:00.050	37	32.094	59.767	29	27.735	1:19.216	4	1 LAP	1:02.622	29	29.003	58.154
12	30.459	59.783	12	32.579	59.770	37	34.876	1:00.313	82	1 LAP	1:04.012	82	1 LAP	1:03.429
26	51.104	1:01.780	26	54.684	1:01.230	12	35.293	1:00.245	29	28.671	58.964	4	1 LAP	1:07.325
18	52.365	1:02.163	14	55.362	1:00.172				37	36.876	1:00.028	37	39.212	1:00.158
14	52.840	59.693							12	37.794	1:00.529	12	44.826	1:04.854

Weather/Track: Cloudy /Dry

Brands Hatch
 Circuit Length = 1.1990 miles.
 Start: 14:50 End: 15:11

HSCC 70's Road Sports Championship
RACE 3 - LAP CHART - Brands Hatch - 13 September 2009
 (contd.)

Lap 16			Lap 17			Lap 18			Lap 19			Lap 20		
No	Behind	Laptime	No	Behind	Laptime	No	Behind	Laptime	No	Behind	Laptime	No	Behind	Laptime
64		57.548	64		57.848	64		57.891	64		57.662	64		57.737
9	2.080	58.012	9	2.027	57.795	9	1.985	57.849	9	2.428	58.105	82	2 LAPS	1:05.005
14	1 LAP	59.729	14	1 LAP	59.721	65	8.936	57.671	65	9.426	58.152	12	1 LAP	1:02.245
65	8.949	57.598	65	9.156	58.055	24	10.761	58.427	24	11.148	58.049	9	2.500	57.809
26	1 LAP	1:01.615	24	10.225	57.601	14	1 LAP	1:01.772	14	1 LAP	59.945	65	9.932	58.243
24	10.472	57.858	26	1 LAP	1:01.051	26	1 LAP	1:00.833	26	1 LAP	1:01.277	24	11.155	57.744
18	1 LAP	1:02.384	44	19.131	59.517	44	20.518	59.278	44	21.995	59.139	14	1 LAP	59.439
44	17.462	59.380	18	1 LAP	1:03.467	18	1 LAP	1:02.885	18	1 LAP	1:02.679	26	1 LAP	1:00.871
80	1 LAP	1:02.907	29	30.372	58.411	29	31.008	58.527	29	32.398	59.052	44	23.822	59.564
29	29.809	58.354	80	1 LAP	1:03.094	80	1 LAP	1:03.101	80	1 LAP	1:02.611	29	33.790	59.129
82	1 LAP	1:03.625	82	1 LAP	1:04.313	37	46.164	59.751	37	48.163	59.661	18	1 LAP	1:03.757
37	41.830	1:00.166	37	44.304	1:00.322	82	1 LAP	1:06.539				80	1 LAP	1:02.896
12	48.328	1:01.050	12	52.034	1:01.554	12	55.199	1:01.056				37	50.240	59.814

Weather/Track: Cloudy /Dry

Brands Hatch
 Circuit Length = 1.1990 miles.
 Start: 14:50 End: 15:11

HSCC 70's Road Sports Championship
RACE 3 - LAP CHART - Brands Hatch - 13 September 2009
 (contd.)

Lap 21			Lap 22			Lap 23			Lap 24			Lap 25		
No	Behind	Laptime	No	Behind	Laptime	No	Behind	Laptime	No	Behind	Laptime	No	Behind	Laptime
64		58.301												
9	2.986	58.787												
12	1 LAP	1:02.245												
82	2 LAPS	1:06.692												
65	9.226	57.595												
24	10.815	57.961												
14	1 LAP	59.568												
44	24.913	59.392												
26	1 LAP	1:01.174												
29	36.384	1:00.895												
18	1 LAP	1:03.014												
37	51.737	59.798												
80	1 LAP	1:04.028												

Weather/Track: Cloudy /Dry

Brands Hatch
 Circuit Length = 1.1990 miles.
 Start: 14:50 End: 15:11

HSCC Classic Racing Cars supported by Chartland Properties Ltd.
QUALIFYING - RACE 4 - Brands Hatch - 13 September 2009

POS	NO	CL	DRIVER	NAT	CAR	TIME	LAPS	GAP	MPH
1	88	C	Michael SCOTT		Brabham BT30	51.301	14		84.13
2	1	G	Ian GRAY		Brabham BT16	51.447	14	0.146	83.90
3	30	G	Richard KENDLE		Brabham BT21B	53.033	13	1.732	81.39
4	98	G	Keith NORMAN		Brabham BT21A	53.544	13	2.243	80.61
5	62	G	Alasdair PIKE		Brabham BT21	54.670	13	3.369	78.95
6	71	D	Chris HOLLAND		Brabham BT21	54.728	13	3.427	78.87
7	96	D	Keith MESSER		Vesey Ford	54.845	13	3.544	78.70
8	11	C	David BROWN		Brabham BT23C	55.265	13	3.964	78.10
9	74	G	Jon WAGGITT		Brabham BT18	55.620	13	4.319	77.60
10	37	C	Lincoln SMALL		Brabham BT30	56.438	12	5.137	76.48
11	41	F	Martin ANSLOW		Merlyn Mk20A	57.485	12	6.184	75.08
12	66	F	Greg THORNTON		Titan Mk3/4	57.636	12	6.335	74.89
13	73	G	John RAND		Palliser WDB2	57.919	12	6.618	74.52
14	40	F	Benjamin MITCHELL		Merlyn Mk20	58.773	11	7.472	73.44
15	6	D	Leif BOSSON		Brabham BT28	1:04.596	11	13.295	66.82
16	21	D	Andrew THORPE		March 703	1:04.618	11	13.317	66.79
17	16	D	Nigel MILLER		Brabham BT21	1:05.336	11	14.035	66.06
18	13	G	Chris ALFORD		Palliser WDBF2	1:05.357	6	14.056	66.04
19	5	E	Bob EGGINTON		Britannia Formula Junior	1:06.712	10	15.411	64.70

Weather/Track: Cloudy /Dry

These results are provisional until the conclusion of any judicial and technical matters.

Brands Hatch
 Circuit Length = 1.1990 miles.
 Start: 11:06 End: 11:18

Clerk of the Course:		Timekeeper:
----------------------	--	-------------

HSCC Classic Racing Cars supported by Chartland Properties Ltd.
QUALIFYING - LAP ANALYSIS - Brands Hatch - 13 September 2009

1	Ian GRAY	Brabham BT16
1 - X:00.000	6 - 55.512	11 - 51.447
2 - 55.631	7 - 51.536	12 - 53.427
3 - 54.201	8 - 51.580	13 - 52.215
4 - 55.263	9 - 52.883	14 - 52.878
5 - 55.442	10 - 51.921	
5	Bob EGGINTON	Britannia Formula Junior
1 - X:00.000	6 - 1:10.204	
2 - 1:10.120	7 - 1:08.802	
3 - 1:10.150	8 - 1:06.831	
4 - 1:07.722	9 - 1:06.712	
5 - 1:10.977	10 - 1:09.092	
6	Leif BOSSON	Brabham BT28
1 - X:00.000	6 - 1:05.210	11 - 1:06.113
2 - 1:06.617	7 - 1:06.870	
3 - 1:04.976	8 - 1:07.282	
4 - 1:08.843	9 - 1:04.921	
5 - 1:04.596	10 - 1:06.016	
11	David BROWN	Brabham BT23C
1 - X:00.000	6 - 58.695	11 - 57.899
2 - 1:01.747	7 - 57.135	12 - 55.928
3 - 1:01.269	8 - 56.215	13 - 55.265
4 - 58.593	9 - 57.002	
5 - 56.768	10 - 56.662	
13	Chris ALFORD	Palliser WDBF2
1 - X:00.000	6 - 1:10.510	
2 - 1:05.357		
3 - 2:02.847P		
4 - 3:46.680P		
5 - 1:10.582		
16	Nigel MILLER	Brabham BT21
1 - X:00.000	6 - 1:09.433	11 - 1:06.496
2 - 1:10.516	7 - 1:06.377	
3 - 1:07.545	8 - 1:05.336	
4 - 1:11.707	9 - 1:07.889	
5 - 1:05.973	10 - 1:11.420	

Weather/Track: Cloudy /Dry

www.mstworld.com

Page 1 of 4

Brands Hatch
 Circuit Length = 1.1990 miles.
 Start: 11:06 End: 11:18

Printed - 11:22 Sunday, 13 September 2009

HSCC Classic Racing Cars supported by Chartland Properties Ltd.
QUALIFYING - LAP ANALYSIS - Brands Hatch - 13 September 2009
 (contd.)

21	Andrew THORPE	March 703
1 - X:00.000	6 - 1:06.606	11 - 1:05.220
2 - 1:07.179	7 - 1:08.132	
3 - 1:06.394	8 - 1:04.644	
4 - 1:06.203	9 - 1:04.711	
5 - 1:11.721	10 - 1:04.618	
30	Richard KENDLE	Brabham BT21B
1 - X:00.000	6 - 55.374	11 - 55.097
2 - 55.682	7 - 54.793	12 - 53.033
3 - 55.650	8 - 54.639	13 - 54.215
4 - 56.208	9 - 56.206	
5 - 55.069	10 - 54.924	
37	Lincoln SMALL	Brabham BT30
1 - X:00.000	6 - 59.289	11 - 56.438
2 - 1:02.889	7 - 58.560	12 - 57.911
3 - 1:01.404	8 - 57.949	
4 - 1:02.001	9 - 56.634	
5 - 59.498	10 - 56.866	
40	Benjamin MITCHELL	Merlyn Mk20
1 - X:00.000	6 - 1:01.575	11 - 59.823
2 - 1:04.486	7 - 1:00.317	
3 - 1:02.847	8 - 59.271	
4 - 1:00.481	9 - 58.773	
5 - 1:01.535	10 - 1:03.151	
41	Martin ANSLOW	Merlyn Mk20A
1 - X:00.000	6 - 59.804	11 - 57.485
2 - 1:05.329	7 - 57.851	12 - 57.711
3 - 1:04.346	8 - 58.249	
4 - 1:03.121	9 - 59.260	
5 - 1:01.103	10 - 58.444	
62	Alasdair PIKE	Brabham BT21
1 - X:00.000	6 - 57.508	11 - 55.326
2 - 59.684	7 - 56.141	12 - 55.536
3 - 58.816	8 - 55.897	13 - 54.670
4 - 57.303	9 - 55.712	
5 - 57.211	10 - 55.065	

Weather/Track: Cloudy /Dry

HSCC Classic Racing Cars supported by Chartland Properties Ltd.

QUALIFYING - LAP ANALYSIS - Brands Hatch - 13 September 2009

(contd.)

66	Greg THORNTON	Titan Mk3/4			
1 -	X:00.000	6 -	1:00.097	11 -	57.840
2 -	1:03.115	7 -	58.627	12 -	57.636
3 -	1:03.963	8 -	58.406		
4 -	59.286	9 -	58.524		
5 -	59.676	10 -	58.454		
71	Chris HOLLAND	Brabham BT21			
1 -	X:00.000	6 -	55.664	11 -	54.728
2 -	57.421	7 -	56.831	12 -	59.332
3 -	56.403	8 -	57.429	13 -	58.786
4 -	56.018	9 -	55.441		
5 -	55.887	10 -	55.803		
73	John RAND	Palliser WDB2			
1 -	X:00.000	6 -	1:01.099	11 -	59.493
2 -	1:05.215	7 -	59.235	12 -	58.005
3 -	1:04.252	8 -	57.919		
4 -	1:03.213	9 -	58.166		
5 -	1:01.569	10 -	58.444		
74	Jon WAGGITT	Brabham BT18			
1 -	X:00.000	6 -	56.731	11 -	55.620
2 -	59.943	7 -	58.652	12 -	56.385
3 -	57.350	8 -	58.607	13 -	55.887
4 -	58.315	9 -	56.390		
5 -	57.454	10 -	56.501		
88	Michael SCOTT	Brabham BT30			
1 -	X:00.000	6 -	53.883	11 -	51.301
2 -	55.140	7 -	51.703	12 -	53.434
3 -	53.504	8 -	51.501	13 -	52.590
4 -	53.804	9 -	56.025	14 -	52.507
5 -	52.844	10 -	51.520		
96	Keith MESSER	Vesey Ford			
1 -	X:00.000	6 -	56.140	11 -	55.102
2 -	59.729	7 -	57.217	12 -	55.612
3 -	55.808	8 -	58.333	13 -	54.845
4 -	55.555	9 -	55.630		
5 -	56.151	10 -	56.041		

Weather/Track: Cloudy /Dry

www.mstworld.com

Page 3 of 4

Brands Hatch
Circuit Length = 1.1990 miles.
Start: 11:06 End: 11:18

Printed - 11:22 Sunday, 13 September 2009

HSCC Classic Racing Cars supported by Chartland Properties Ltd.
QUALIFYING - LAP ANALYSIS - Brands Hatch - 13 September 2009
(contd.)

98	Keith NORMAN	Brabham BT21A					
1 -	X:00.000	6 -	54.719	11 -	57.587		
2 -	58.868	7 -	54.453	12 -	56.199		
3 -	56.985	8 -	54.622	13 -	53.965		
4 -	55.006	9 -	56.217				
5 -	55.858	10 -	53.544				

Weather/Track: Cloudy /Dry

www.mstworld.com


Page 4 of 4

Brands Hatch
Circuit Length = 1.1990 miles.
Start: 11:06 End: 11:18

Printed - 11:22 Sunday, 13 September 2009

HSCC Classic Racing Cars supported by Chartland Properties Ltd.
AMENDED GRID FOR RACE 4 - Brands Hatch - 13 September 2009

ROW 10	5	EGGINTON			
ROW 9	16	MILLER		13	ALFORD
ROW 8	6	BOSSON		21	THORPE
ROW 7	73	RAND		40	MITCHELL
ROW 6	41	ANSLOW		66	THORNTON
ROW 5	74	WAGGITT		37	SMALL
ROW 4	96	MESSER		11	BROWN
ROW 3	62	PIKE		71	HOLLAND
ROW 2	30	KENDLE		98	NORMAN
ROW 1	88	SCOTT		1	GRAY
			POLE		



Weather/Track: Cloudy /Dry

These results are provisional until the conclusion of any judicial and technical matters.

Brands Hatch
Circuit Length = 1.1990 miles.
Start: 11:06 End: 11:18

Clerk of the Course:

Timekeeper:

HSCC Classic Racing Cars supported by Chartland Properties Ltd.
RACE 4 - CLASSIFICATION - Brands Hatch - 13 September 2009

POS	NO	CL	NAME	NAT	ENTRY	TIME	LAPS	GAP	MPH	BEST
1	1	G	Ian GRAY		Brabham BT16	20:19.130	23		81.43	52.110
2	88	C	Michael SCOTT		Brabham BT30	20:24.469	23	5.339	81.07	51.868
3	98	G	Keith NORMAN		Brabham BT21A	21:05.394	23	46.264	78.45	53.743
4	62	G	Alasdair PIKE		Brabham BT21	21:14.246	23	55.116	77.91	53.763
5	30	G	Richard KENDLE		Brabham BT21B	20:19.518	22	1 LAP	77.86	52.642
6	74	G	Jon WAGGITT		Brabham BT18	20:24.362	22	1 LAP	77.55	53.677
7	71	D	Chris HOLLAND		Brabham BT21	20:25.781	22	1 LAP	77.47	54.052
8	96	D	Keith MESSER		Vesey Ford	20:28.132	22	1 LAP	77.32	53.921
9	37	C	Lincoln SMALL		Brabham BT30	20:35.241	22	1 LAP	76.87	54.320
10	73	G	John RAND		Palliser WDB2	20:24.193	21	2 LAPS	74.04	56.026
11	40	F	Benjamin MITCHELL		Merlyn Mk20	20:26.811	21	2 LAPS	73.88	56.471
12	66	F	Greg THORNTON		Titan Mk3/4	20:27.910	21	2 LAPS	73.82	56.481
13	41	F	Martin ANSLOW		Merlyn Mk20A	20:38.100	21	2 LAPS	73.21	56.914
14	6	D	Leif BOSSON		Brabham BT28	20:54.976	19	4 LAPS	65.34	1:03.232
15	16	D	Nigel MILLER		Brabham BT21	20:55.955	19	4 LAPS	65.29	1:03.076
16	5	E	Bob EGGINTON		Britannia Formula Junior	20:22.838	18	5 LAPS	63.53	1:04.513

NOT CLASSIFIED

11	C	David BROWN		Brabham BT23C	4:56.666	5	D.N.F.	72.74	57.261
----	---	-------------	--	---------------	----------	---	--------	-------	--------

FASTEST LAP

88	C	Michael SCOTT		Brabham BT30	51.868	8	83.21mph	133.92kph
1	G	Ian GRAY		Brabham BT16	52.110	12	82.83mph	133.30kph
96	D	Keith MESSER		Vesey Ford	53.921	16	80.05mph	128.82kph
40	F	Benjamin MITCHELL		Merlyn Mk20	56.471	14	76.43mph	123.01kph
5	E	Bob EGGINTON		Britannia Formula Junior	1:04.513	17	66.90mph	107.67kph

Weather/Track: Cloudy /Dry

These results are provisional until the conclusion of any judicial and technical matters.

Brands Hatch

Circuit Length = 1.1990 miles.

Start: 15:20 End: 15:40

Clerk of Course:	Stewards:	Timekeeper:
------------------	-----------	-------------

HSCC Classic Racing Cars supported by Chartland Properties Ltd.
RACE 4 - LAP ANALYSIS - Brands Hatch - 13 September 2009

1	Ian GRAY	Brabham BT16							
1 -	59.610	6 -	52.505	11 -	52.174	16 -	52.514	21 -	53.684
2 -	53.417	7 -	52.353	12 -	52.110	17 -	52.705	22 -	53.603
3 -	52.444	8 -	52.354	13 -	52.460	18 -	52.482	23 -	53.487
4 -	52.392	9 -	52.215	14 -	52.918	19 -	52.230		
5 -	52.472	10 -	53.250	15 -	53.476	20 -	52.275		
5	Bob EGGINTON	Britannia Formula Junior							
1 -	1:19.470	6 -	1:06.947	11 -	1:08.911	16 -	1:06.024		
2 -	1:07.119	7 -	1:08.569	12 -	1:07.300	17 -	1:04.513		
3 -	1:07.822	8 -	1:06.162	13 -	1:07.335	18 -	1:05.663		
4 -	1:07.633	9 -	1:07.074	14 -	1:07.518				
5 -	1:09.133	10 -	1:09.112	15 -	1:06.533				
6	Leif BOSSON	Brabham BT28							
1 -	1:14.753	6 -	1:05.567	11 -	1:08.142	16 -	1:08.444		
2 -	1:04.236	7 -	1:07.110	12 -	1:05.456	17 -	1:04.911		
3 -	1:03.232	8 -	1:06.068	13 -	1:04.686	18 -	1:03.861		
4 -	1:05.022	9 -	1:06.212	14 -	1:03.747	19 -	1:04.693		
5 -	1:06.792	10 -	1:07.413	15 -	1:04.631				
11	David BROWN	Brabham BT23C							
1 -	1:03.806								
2 -	58.029								
3 -	57.261								
4 -	57.482								
5 -	1:00.088								
16	Nigel MILLER	Brabham BT21							
1 -	1:15.709	6 -	1:05.661	11 -	1:07.436	16 -	1:09.231		
2 -	1:03.729	7 -	1:05.909	12 -	1:05.555	17 -	1:04.855		
3 -	1:03.586	8 -	1:04.266	13 -	1:05.476	18 -	1:03.911		
4 -	1:03.604	9 -	1:09.115	14 -	1:05.609	19 -	1:03.076		
5 -	1:06.761	10 -	1:07.810	15 -	1:04.656				
30	Richard KENDLE	Brabham BT21B							
1 -	59.390	6 -	55.061	11 -	54.347	16 -	53.374	21 -	53.721
2 -	1:06.856	7 -	54.404	12 -	55.022	17 -	54.225	22 -	54.392
3 -	54.551	8 -	55.360	13 -	56.306	18 -	52.642		
4 -	56.109	9 -	54.648	14 -	54.173	19 -	54.160		
5 -	56.064	10 -	54.514	15 -	53.875	20 -	56.324		

Weather/Track: Cloudy /Dry

HSCC Classic Racing Cars supported by Chartland Properties Ltd.

RACE 4 - LAP ANALYSIS - Brands Hatch - 13 September 2009

(contd.)

37	Lincoln SMALL	Brabham BT30							
1 -	1:05.768	6 -	56.177	11 -	55.326	16 -	55.545	21 -	55.012
2 -	56.961	7 -	55.988	12 -	55.821	17 -	55.842	22 -	55.482
3 -	56.618	8 -	56.849	13 -	55.641	18 -	54.588		
4 -	57.163	9 -	55.602	14 -	55.095	19 -	55.190		
5 -	55.935	10 -	55.245	15 -	54.320	20 -	55.073		
40	Benjamin MITCHELL	Merlyn Mk20							
1 -	1:10.081	6 -	57.408	11 -	56.864	16 -	58.604	21 -	56.902
2 -	59.606	7 -	57.988	12 -	56.656	17 -	57.706		
3 -	58.716	8 -	57.958	13 -	56.580	18 -	58.690		
4 -	57.376	9 -	58.683	14 -	56.471	19 -	58.173		
5 -	57.473	10 -	58.939	15 -	57.619	20 -	58.318		
41	Martin ANSLOW	Merlyn Mk20A							
1 -	1:08.150	6 -	57.478	11 -	58.430	16 -	59.244	21 -	57.894
2 -	58.219	7 -	57.708	12 -	57.693	17 -	57.462		
3 -	57.901	8 -	57.551	13 -	57.281	18 -	57.912		
4 -	56.914	9 -	1:10.325	14 -	57.951	19 -	57.704		
5 -	57.563	10 -	57.626	15 -	59.050	20 -	58.044		
62	Alasdair PIKE	Brabham BT21							
1 -	1:05.037	6 -	54.986	11 -	56.868	16 -	54.025	21 -	53.843
2 -	56.773	7 -	57.787	12 -	54.239	17 -	54.570	22 -	54.620
3 -	54.518	8 -	56.005	13 -	55.737	18 -	54.187	23 -	55.969
4 -	54.173	9 -	54.203	14 -	53.763	19 -	55.231		
5 -	53.812	10 -	54.258	15 -	54.293	20 -	55.349		
66	Greg THORNTON	Titan Mk3/4							
1 -	1:07.755	6 -	56.481	11 -	57.370	16 -	58.172	21 -	56.906
2 -	57.827	7 -	57.547	12 -	58.198	17 -	58.132		
3 -	57.725	8 -	58.126	13 -	57.602	18 -	58.794		
4 -	57.120	9 -	58.291	14 -	58.001	19 -	59.654		
5 -	59.339	10 -	58.987	15 -	57.907	20 -	57.976		
71	Chris HOLLAND	Brabham BT21							
1 -	1:03.595	6 -	54.876	11 -	56.029	16 -	54.052	21 -	56.773
2 -	56.679	7 -	57.280	12 -	54.487	17 -	54.293	22 -	55.822
3 -	55.473	8 -	55.835	13 -	54.934	18 -	54.241		
4 -	54.755	9 -	54.970	14 -	54.698	19 -	55.557		
5 -	55.164	10 -	54.266	15 -	54.608	20 -	57.394		

Weather/Track: Cloudy /Dry

www.mstworld.com

Page 2 of 3

Brands Hatch
Circuit Length = 1.1990 miles.
Start: 15:20 End: 15:40

Printed - 15:46 Sunday, 13 September 2009

HSCC Classic Racing Cars supported by Chartland Properties Ltd.

RACE 4 - LAP ANALYSIS - Brands Hatch - 13 September 2009

(contd.)

73	John RAND	Palliser WDB2							
1 -	1:09.720	6 -	58.353	11 -	57.099	16 -	58.222	21 -	56.820
2 -	58.841	7 -	57.938	12 -	56.603	17 -	57.310		
3 -	57.730	8 -	57.937	13 -	56.026	18 -	58.696		
4 -	57.727	9 -	58.155	14 -	57.047	19 -	57.276		
5 -	57.924	10 -	1:00.333	15 -	56.822	20 -	57.614		
74	Jon WAGGITT	Brabham BT18							
1 -	1:01.765	6 -	55.462	11 -	56.247	16 -	55.263	21 -	56.749
2 -	56.178	7 -	58.125	12 -	54.197	17 -	54.265	22 -	55.584
3 -	55.341	8 -	55.297	13 -	55.215	18 -	54.274		
4 -	54.984	9 -	54.572	14 -	53.677	19 -	55.492		
5 -	55.295	10 -	54.255	15 -	54.067	20 -	58.058		
88	Michael SCOTT	Brabham BT30							
1 -	58.552	6 -	53.535	11 -	54.284	16 -	52.815	21 -	52.328
2 -	52.370	7 -	52.747	12 -	52.602	17 -	52.113	22 -	55.237
3 -	53.744	8 -	51.868	13 -	53.554	18 -	52.636	23 -	54.214
4 -	53.059	9 -	52.107	14 -	53.940	19 -	51.891		
5 -	53.412	10 -	52.221	15 -	52.229	20 -	53.011		
96	Keith MESSER	Vesey Ford							
1 -	1:04.607	6 -	55.115	11 -	54.569	16 -	53.921	21 -	58.431
2 -	56.484	7 -	55.225	12 -	55.118	17 -	55.047	22 -	56.375
3 -	55.321	8 -	56.711	13 -	55.323	18 -	53.979		
4 -	55.929	9 -	54.894	14 -	54.034	19 -	55.469		
5 -	55.256	10 -	54.838	15 -	54.907	20 -	56.579		
98	Keith NORMAN	Brabham BT21A							
1 -	1:00.753	6 -	54.739	11 -	54.422	16 -	54.469	21 -	55.044
2 -	54.052	7 -	54.582	12 -	54.953	17 -	55.478	22 -	55.045
3 -	53.743	8 -	54.700	13 -	54.591	18 -	55.105	23 -	55.535
4 -	54.583	9 -	55.156	14 -	54.400	19 -	55.257		
5 -	54.590	10 -	54.618	15 -	54.786	20 -	54.793		

Weather/Track: Cloudy /Dry

HSCC Classic Racing Cars supported by Chartland Properties Ltd.
RACE 4 - LAP CHART - Brands Hatch - 13 September 2009

Lap 1			Lap 2			Lap 3			Lap 4			Lap 5		
No	Behind	Laptime	No	Behind	Laptime	No	Behind	Laptime	No	Behind	Laptime	No	Behind	Laptime
88		58.552	88		52.370	88		53.744	88		53.059	1		52.472
30	0.838	59.390	1	2.105	53.417	1	0.805	52.444	1	0.138	52.392	88	0.802	53.412
1	1.058	59.610	98	3.883	54.052	98	3.882	53.743	98	5.406	54.583	98	7.386	54.590
98	2.201	1:00.753	74	7.021	56.178	74	8.618	55.341	74	10.543	54.984	5	1 LAP	1:07.633
74	3.213	1:01.765	71	9.352	56.679	71	11.081	55.473	62	12.776	54.173	74	13.228	55.295
71	5.043	1:03.595	96	10.169	56.484	62	11.662	54.518	71	12.777	54.755	62	13.978	53.812
11	5.254	1:03.806	62	10.888	56.773	96	11.746	55.321	96	14.616	55.929	71	15.331	55.164
96	6.055	1:04.607	11	10.913	58.029	11	14.430	57.261	37	18.785	57.163	96	17.262	55.256
62	6.485	1:05.037	37	11.807	56.961	37	14.681	56.618	11	18.853	57.482	37	22.110	55.935
37	7.216	1:05.768	66	14.660	57.827	30	16.131	54.551	30	19.181	56.109	30	22.635	56.064
66	9.203	1:07.755	30	15.324	1:06.856	66	18.641	57.725	66	22.702	57.120	11	26.331	1:00.088
41	9.598	1:08.150	41	15.447	58.219	41	19.604	57.901	41	23.459	56.914	41	28.412	57.563
73	11.168	1:09.720	73	17.639	58.841	73	21.625	57.730	73	26.293	57.727	66	29.431	59.339
40	11.529	1:10.081	40	18.765	59.606	40	23.737	58.716	40	28.054	57.376	73	31.607	57.924
6	16.201	1:14.753	6	28.067	1:04.236	6	37.555	1:03.232	16	48.903	1:03.604	40	32.917	57.473
16	17.157	1:15.709	16	28.516	1:03.729	16	38.358	1:03.586	6	49.518	1:05.022			
5	20.918	1:19.470	5	35.667	1:07.119	5	49.745	1:07.822						

Weather/Track: Cloudy /Dry

Brands Hatch
 Circuit Length = 1.1990 miles.
 Start: 15:20 End: 15:40

HSCC Classic Racing Cars supported by Chartland Properties Ltd.

RACE 4 - LAP CHART - Brands Hatch - 13 September 2009

(contd.)

Lap 6			Lap 7			Lap 8			Lap 9			Lap 10		
No	Behind	Laptime	No	Behind	Laptime	No	Behind	Laptime	No	Behind	Laptime	No	Behind	Laptime
1		52.505	1		52.353	1		52.354	1		52.215	1		53.250
88	1.832	53.535	88	2.226	52.747	88	1.740	51.868	88	1.632	52.107	88	0.603	52.221
98	9.620	54.739	98	11.849	54.582	98	14.195	54.700	5	2 LAPS	1:08.569	73	1 LAP	58.155
16	1 LAP	1:06.761	62	21.893	57.787	74	24.900	55.297	98	17.136	55.156	40	1 LAP	58.683
6	1 LAP	1:06.792	74	21.957	58.125	62	25.544	56.005	74	27.257	54.572	41	1 LAP	1:10.325
74	16.185	55.462	71	22.629	57.280	71	26.110	55.835	62	27.532	54.203	98	18.504	54.618
62	16.459	54.986	96	22.744	55.225	96	27.101	56.711	71	28.865	54.970	5	2 LAPS	1:06.162
71	17.702	54.876	16	1 LAP	1:05.661	30	30.248	55.360	96	29.780	54.894	74	28.262	54.255
96	19.872	55.115	6	1 LAP	1:05.567	37	33.912	56.849	30	32.681	54.648	62	28.540	54.258
30	25.191	55.061	30	27.242	54.404	16	1 LAP	1:05.909	37	37.299	55.602	71	29.881	54.266
37	25.782	56.177	37	29.417	55.988	6	1 LAP	1:07.110	16	1 LAP	1:04.266	96	31.368	54.838
5	1 LAP	1:09.133	66	38.601	57.547	41	43.937	57.551	66	50.449	58.291	30	33.945	54.514
41	33.385	57.478	41	38.740	57.708	66	44.373	58.126	6	1 LAP	1:06.068	37	39.294	55.245
66	33.407	56.481	5	1 LAP	1:06.947	73	48.623	57.937						
73	37.455	58.353	73	43.040	57.938	40	49.059	57.958						
40	37.820	57.408	40	43.455	57.988									

Weather/Track: Cloudy /Dry

Brands Hatch
Circuit Length = 1.1990 miles.
Start: 15:20 End: 15:40

HSCC Classic Racing Cars supported by Chartland Properties Ltd.

RACE 4 - LAP CHART - Brands Hatch - 13 September 2009

(contd.)

Lap 11			Lap 12			Lap 13			Lap 14			Lap 15		
No	Behind	Laptime	No	Behind	Laptime	No	Behind	Laptime	No	Behind	Laptime	No	Behind	Laptime
1		52.174	1		52.110	1		52.460	1		52.918	1		53.476
88	2.713	54.284	88	3.205	52.602	88	4.299	53.554	88	5.321	53.940	16	3 LAPS	1:05.555
66	1 LAP	58.987	66	1 LAP	57.370	66	1 LAP	58.198	5	3 LAPS	1:08.911	6	3 LAPS	1:05.456
40	1 LAP	58.939	40	1 LAP	56.864	40	1 LAP	56.656	66	1 LAP	57.602	88	4.074	52.229
73	1 LAP	1:00.333	73	1 LAP	57.099	73	1 LAP	56.603	40	1 LAP	56.580	66	1 LAP	58.001
16	2 LAPS	1:09.115	41	1 LAP	58.430	98	25.726	54.591	73	1 LAP	56.026	40	1 LAP	56.471
6	2 LAPS	1:06.212	98	23.595	54.953	41	1 LAP	57.693	98	27.208	54.400	73	1 LAP	57.047
41	1 LAP	57.626	16	2 LAPS	1:07.810	74	37.177	55.215	41	1 LAP	57.281	98	28.518	54.786
98	20.752	54.422	6	2 LAPS	1:07.413	71	38.587	54.934	74	37.936	53.677	5	3 LAPS	1:07.300
74	32.335	56.247	74	34.422	54.197	62	38.640	55.737	62	39.485	53.763	41	1 LAP	57.951
62	33.234	56.868	62	35.363	54.239	96	39.634	55.323	71	40.367	54.698	74	38.527	54.067
71	33.736	56.029	71	36.113	54.487	30	42.876	56.306	96	40.750	54.034	62	40.302	54.293
96	33.763	54.569	96	36.771	55.118	16	2 LAPS	1:07.436	30	44.131	54.173	71	41.499	54.608
5	2 LAPS	1:07.074	30	39.030	55.022	6	2 LAPS	1:08.142	37	51.515	55.095	96	42.181	54.907
30	36.118	54.347	37	46.157	55.821	37	49.338	55.641				30	44.530	53.875
37	42.446	55.326	5	2 LAPS	1:09.112							37	52.359	54.320

Weather/Track: Cloudy /Dry

www.mstworld.com

Page 3 of 5

Brands Hatch
Circuit Length = 1.1990 miles.
Start: 15:20 End: 15:40

Printed - 15:47 Sunday, 13 September 2009

HSCC Classic Racing Cars supported by Chartland Properties Ltd.

RACE 4 - LAP CHART - Brands Hatch - 13 September 2009

(contd.)

Lap 16			Lap 17			Lap 18			Lap 19			Lap 20		
No	Behind	Laptime	No	Behind	Laptime	No	Behind	Laptime	No	Behind	Laptime	No	Behind	Laptime
1		52.514	1		52.705	1		52.482	1		52.230	1		52.275
88	4.375	52.815	37	1 LAP	55.545	88	3.937	52.636	41	2 LAPS	57.462	6	4 LAPS	1:08.444
16	3 LAPS	1:05.476	88	3.783	52.113	37	1 LAP	55.842	88	3.598	51.891	88	4.334	53.011
6	3 LAPS	1:04.686	6	3 LAPS	1:03.747	5	4 LAPS	1:07.518	37	1 LAP	54.588	16	4 LAPS	1:09.231
73	1 LAP	56.822	16	3 LAPS	1:05.609	98	35.869	55.105	5	4 LAPS	1:06.533	41	2 LAPS	57.912
66	1 LAP	57.907	98	33.246	55.478	6	3 LAPS	1:04.631	98	38.896	55.257	37	1 LAP	55.190
40	1 LAP	57.619	66	1 LAP	58.172	73	1 LAP	57.310	73	1 LAP	58.696	5	4 LAPS	1:06.024
98	30.473	54.469	73	1 LAP	58.222	66	1 LAP	58.132	66	1 LAP	58.794	98	41.414	54.793
41	1 LAP	59.050	40	1 LAP	58.604	40	1 LAP	57.706	40	1 LAP	58.690	73	1 LAP	57.276
74	41.276	55.263	74	42.836	54.265	16	3 LAPS	1:04.656	74	47.890	55.492	62	51.458	55.349
62	41.813	54.025	62	43.678	54.570	74	44.628	54.274	62	48.384	55.231	30	53.049	56.324
71	43.037	54.052	71	44.625	54.293	62	45.383	54.187	30	49.000	54.160	40	1 LAP	58.173
96	43.588	53.921	96	45.930	55.047	71	46.384	54.241	71	49.711	55.557	74	53.673	58.058
5	3 LAPS	1:07.335	30	46.910	54.225	30	47.070	52.642	96	50.666	55.469			
30	45.390	53.374	41	1 LAP	59.244	96	47.427	53.979						

Weather/Track: Cloudy /Dry

www.mstworld.com

Page 4 of 5

Brands Hatch
Circuit Length = 1.1990 miles.
Start: 15:20 End: 15:40

Printed - 15:47 Sunday, 13 September 2009

HSCC Classic Racing Cars supported by Chartland Properties Ltd.
RACE 4 - LAP CHART - Brands Hatch - 13 September 2009
 (contd.)

Lap 21			Lap 22			Lap 23			Lap 24			Lap 25		
No	Behind	Laptime	No	Behind	Laptime	No	Behind	Laptime	No	Behind	Laptime	No	Behind	Laptime
1		53.684	1		53.603	1		53.487						
66	2 LAPS	59.654	73	2 LAPS	57.614	30	1 LAP	54.392						
71	1 LAP	57.394	74	1 LAP	56.749	5	5 LAPS	1:05.663						
96	1 LAP	56.579	40	2 LAPS	58.318	73	2 LAPS	56.820						
88	2.978	52.328	71	1 LAP	56.773	74	1 LAP	55.584						
41	2 LAPS	57.704	88	4.612	55.237	88	5.339	54.214						
37	1 LAP	55.073	66	2 LAPS	57.976	71	1 LAP	55.822						
6	4 LAPS	1:04.911	96	1 LAP	58.431	40	2 LAPS	56.902						
16	4 LAPS	1:04.855	37	1 LAP	55.012	66	2 LAPS	56.906						
98	42.774	55.044	41	2 LAPS	58.044	96	1 LAP	56.375						
5	4 LAPS	1:04.513	6	4 LAPS	1:03.861	37	1 LAP	55.482						
62	51.617	53.843	16	4 LAPS	1:03.911	41	2 LAPS	57.894						
30	53.086	53.721	98	44.216	55.045	6	4 LAPS	1:04.693						
			62	52.634	54.620	16	4 LAPS	1:03.076						
						98	46.264	55.535						
						62	55.116	55.969						

Weather/Track: Cloudy /Dry

HSCC/HRSR 'ByBox' Historic Racing Saloons
QUALIFYING - RACE 5 - Brands Hatch - 13 September 2009

POS	NO	CL	DRIVER	NAT	CAR	TIME	LAPS	GAP	MPH
1	49	C	Peter HORE		Ford Lotus Cortina	59.168	12		72.95
2	57	C	Jonathan GOMM		Ford Lotus Cortina	59.224	11	0.056	72.88
3	33	B	James FULLER		Alfa Romeo Guilia Sprint GT	59.380	12	0.212	72.69
4	86	E	Andy JONES		Singer Chamois	59.771	12	0.603	72.21
5	77	D	Roger EBDON		Morris Mini Cooper S	59.806	9	0.638	72.17
6	87	E	Simon BENOY		Hillman Imp	59.954	12	0.786	71.99
7	32	B	Mark GARRITT		Alfa Romeo Guilia Sprint GT	1:00.133	12	0.965	71.78
8	93	E	Graham MARTIN		Singer Chamois	1:00.525	12	1.357	71.31
9	85	D	Roger GODFREY		Austin Cooper S	1:00.620	12	1.452	71.20
10	50	C	Steve READ		Ford Anglia 105E	1:00.687	12	1.519	71.12
11	45	E	Dan COX		Austin A40	1:00.701	12	1.533	71.10
12	14	A	Colin McKAY		Jaguar S Type	1:01.384	11	2.216	70.31
13	92	E	Colin GUNTON		Hillman Imp	1:01.412	12	2.244	70.28
14	65	C	Andrew LAW		Ford Anglia 105E	1:01.638	12	2.470	70.02
15	61	C	Brian WEBB		Ford Anglia 105E	1:02.003	11	2.835	69.61
16	23	C	Mike KOSKELA		Ford Anglia 105E	1:02.027	11	2.859	69.58
17	30	C	Simon WHITING		Alfa Romeo Guilia Sprint	1:02.459	11	3.291	69.10
18	83	D	Ian BROWN		Volkswagen Beetle	1:05.108	11	5.940	66.29
19	91	E	Vince FROST		Hillman Imp	1:05.483	11	6.315	65.91
20	19	B	Richard CROSS		Triumph 2000 Mk1	1:06.261	6	7.093	65.14
21	39	K3	Paul HOPKINSON		Alfa Romeo Guilia Sprint GT	1:07.663	11	8.495	63.79
22	80	D	David DUNNELL		Morris Mini Cooper S	8:22.922	2	7:23.754	8.58

Car 80 completed 2 laps
 Weather/Track: Cloudy /Dry

These results are provisional until the conclusion of any judicial and technical matters.

Brands Hatch
 Circuit Length = 1.1990 miles.
 Start: 11:24 End: 11:36

Clerk of the Course:

Timekeeper:

HSCC/HRSR 'ByBox' Historic Racing Saloons

QUALIFYING - LAP ANALYSIS - Brands Hatch - 13 September 2009

14	Colin McKAY	Jaguar S Type
1 - 7:57.633	6 - 1:01.852	11 - 1:01.917
2 - 1:05.072	7 - 1:01.405	
3 - 1:03.181	8 - 1:01.384	
4 - 1:03.357	9 - 1:02.171	
5 - 1:03.451	10 - 1:02.176	
19	Richard CROSS	Triumph 2000 Mk1
1 - 7:51.613	6 - 1:06.493	
2 - 1:06.921		
3 - 1:06.961		
4 - 1:06.711		
5 - 1:06.261		
23	Mike KOSKELA	Ford Anglia 105E
1 - 7:46.651	6 - 1:03.647	11 - 1:02.257
2 - 1:06.857	7 - 1:02.578	
3 - 1:04.160	8 - 1:02.841	
4 - 1:04.610	9 - 1:02.662	
5 - 1:04.927	10 - 1:02.027	
30	Simon WHITING	Alfa Romeo Guilina Sprint
1 - 7:54.180	6 - 1:04.588	11 - 1:03.550
2 - 1:04.829	7 - 1:02.459	
3 - 1:04.786	8 - 1:03.427	
4 - 1:04.294	9 - 1:02.534	
5 - 1:03.445	10 - 1:03.024	
32	Mark GARRITT	Alfa Romeo Guilina Sprint GT
1 - 7:34.547	6 - 1:00.133	11 - 1:02.734
2 - 1:02.196	7 - 1:00.497	12 - 1:00.789
3 - 1:01.486	8 - 1:01.736	
4 - 1:02.215	9 - 1:01.422	
5 - 1:00.167	10 - 1:00.965	
33	James FULLER	Alfa Romeo Guilina Sprint GT
1 - 7:24.074	6 - 59.949	11 - 1:00.009
2 - 1:00.323	7 - 59.438	12 - 59.552
3 - 1:01.252	8 - 1:00.091	
4 - 59.770	9 - 59.551	
5 - 59.937	10 - 59.380	

Weather/Track: Cloudy /Dry

HSCC/HRSR 'ByBox' Historic Racing Saloons
QUALIFYING - LAP ANALYSIS - Brands Hatch - 13 September 2009
 (contd.)

39	Paul HOPKINSON	Alfa Romeo Guilias Sprint GT
1 - 7:51.734	6 - 1:08.098	11 - 1:07.663
2 - 1:11.622	7 - 1:08.513	
3 - 1:08.850	8 - 1:08.709	
4 - 1:08.788	9 - 1:08.711	
5 - 1:08.488	10 - 1:08.146	
45	Dan COX	Austin A40
1 - 7:57.747	6 - 1:01.141	11 - 1:00.759
2 - 1:04.210	7 - 1:00.920	12 - 1:00.823
3 - 1:02.866	8 - 1:00.918	
4 - 1:02.177	9 - 1:00.829	
5 - 1:01.266	10 - 1:00.701	
49	Peter HORE	Ford Lotus Cortina
1 - 7:47.121	6 - 59.902	11 - 1:00.149
2 - 1:02.907	7 - 59.168	12 - 59.223
3 - 1:00.771	8 - 1:02.978	
4 - 1:00.375	9 - 1:03.535	
5 - 59.771	10 - 1:08.282	
50	Steve READ	Ford Anglia 105E
1 - 7:37.816	6 - 1:00.836	11 - 1:01.196
2 - 1:03.220	7 - 1:01.526	12 - 1:00.913
3 - 1:01.771	8 - 1:00.687	
4 - 1:01.474	9 - 1:03.530	
5 - 1:00.838	10 - 1:01.483	
57	Jonathan GOMM	Ford Lotus Cortina
1 - 8:49.099	6 - 59.668	11 - 1:00.118
2 - 1:02.441	7 - 1:05.200	
3 - 1:00.802	8 - 1:06.807	
4 - 59.650	9 - 59.455	
5 - 59.224	10 - 59.866	
61	Brian WEBB	Ford Anglia 105E
1 - 7:50.571	6 - 1:02.510	11 - 1:02.670
2 - 1:06.495	7 - 1:02.691	
3 - 1:07.101	8 - 1:02.003	
4 - 1:04.785	9 - 1:02.732	
5 - 1:03.107	10 - 1:03.618	

Weather/Track: Cloudy /Dry

HSCC/HRSR 'ByBox' Historic Racing Saloons
QUALIFYING - LAP ANALYSIS - Brands Hatch - 13 September 2009
 (contd.)

65	Andrew LAW	Ford Anglia 105E
1 - 7:29.560	6 - 1:02.010	11 - 1:01.972
2 - 1:04.062	7 - 1:02.665	12 - 1:01.638
3 - 1:03.666	8 - 1:02.170	
4 - 1:04.104	9 - 1:03.384	
5 - 1:01.924	10 - 1:02.567	
77	Roger EBDON	Morris Mini Cooper S
1 - 7:36.428	6 - 59.806	
2 - 1:01.057	7 - 59.995	
3 - 59.947	8 - 1:00.212	
4 - 59.952	9 - 1:23.186P	
5 - 59.838		
80	David DUNNELL	Morris Mini Cooper S
1 - 8:22.922		
2 - 3:51.208P		
83	Ian BROWN	Volkswagen Beetle
1 - 8:10.899	6 - 1:06.316	11 - 1:05.186
2 - 1:05.660	7 - 1:05.108	
3 - 1:05.616	8 - 1:05.775	
4 - 1:07.645	9 - 1:06.219	
5 - 1:05.565	10 - 1:05.982	
85	Roger GODFREY	Austin Cooper S
1 - 7:47.685	6 - 1:00.624	11 - 1:00.675
2 - 1:03.277	7 - 1:00.735	12 - 1:00.964
3 - 1:03.055	8 - 1:00.620	
4 - 1:01.342	9 - 1:01.276	
5 - 1:00.654	10 - 1:01.580	
86	Andy JONES	Singer Chamois
1 - 7:39.001	6 - 1:00.796	11 - 1:01.335
2 - 1:14.414	7 - 59.771	12 - 1:01.154
3 - 1:05.471	8 - 1:00.516	
4 - 1:03.954	9 - 1:00.498	
5 - 1:01.711	10 - 1:01.195	

Weather/Track: Cloudy /Dry


HSCC/HRSR 'ByBox' Historic Racing Saloons
QUALIFYING - LAP ANALYSIS - Brands Hatch - 13 September 2009
 (contd.)

87	Simon BENOY	Hillman Imp
1 - 7:23.532	6 - 1:00.511	11 - 1:00.653
2 - 1:00.853	7 - 59.954	12 - 1:02.111
3 - 1:02.606	8 - 1:00.432	
4 - 1:00.070	9 - 1:00.097	
5 - 1:00.104	10 - 1:00.465	
91	Vince FROST	Hillman Imp
1 - 7:43.239	6 - 1:05.483	11 - 1:06.900
2 - 1:11.292	7 - 1:06.626	
3 - 1:06.596	8 - 1:06.027	
4 - 1:06.022	9 - 1:06.069	
5 - 1:08.632	10 - 1:06.122	
92	Colin GUNTON	Hillman Imp
1 - 7:39.834	6 - 1:01.655	11 - 1:03.047
2 - 1:08.627	7 - 1:01.412	12 - 1:01.907
3 - 1:03.390	8 - 1:02.604	
4 - 1:03.870	9 - 1:01.706	
5 - 1:02.260	10 - 1:01.891	
93	Graham MARTIN	Singer Chamois
1 - 7:32.272	6 - 1:00.745	11 - 1:02.354
2 - 1:02.450	7 - 1:01.193	12 - 1:02.812
3 - 1:01.982	8 - 1:02.896	
4 - 1:01.565	9 - 1:02.110	
5 - 1:00.525	10 - 1:01.319	

Weather/Track: Cloudy /Dry

HSCC/HRSR 'ByBox' Historic Racing Saloons

GRID FOR RACE 5 - Brands Hatch - 13 September 2009

ROW 11	39 HOPKINSON	80 DUNNELL
ROW 10	91 FROST	19 CROSS
ROW 9	30 WHITING	83 BROWN
ROW 8	61 WEBB	23 KOSKELA
ROW 7	92 GUNTON	65 LAW
ROW 6	45 COX	14 MCKAY
ROW 5	85 GODFREY	50 READ
ROW 4	32 GARRITT	93 MARTIN
ROW 3	77 EBDON	87 BENOY
ROW 2	33 FULLER	86 JONES
ROW 1	49 HORE	57 GOMM
	POLE	
		

Weather/Track: Cloudy /Dry

These results are provisional until the conclusion of any judicial and technical matters.

Brands Hatch

Circuit Length = 1.1990 miles.

Start: 11:24 End: 11:36

Clerk of the Course:

Timekeeper:

HSCC/HRSR 'ByBox' Historic Racing Saloons

RACE 5 - CLASSIFICATION - Brands Hatch - 13 September 2009

POS	NO	CL	DRIVER	NAT	CAR	TIME	LAPS	GAP	MPH	BEST
1	57	C	Jonathan GOMM		Ford Lotus Cortina	15:04.812	15		71.55	59.111
2	49	C	Peter HORE		Ford Lotus Cortina	15:10.110	15	5.298	71.14	59.573
3	45	E	Dan COX		Austin A40	15:10.978	15	6.166	71.07	59.799
4	87	E	Simon BENOY		Hillman Imp	15:11.493	15	6.681	71.03	59.619
5	77	D	Roger EBDON		Morris Mini Cooper S	15:18.896	15	14.084	70.46	59.773
6	85	D	Roger GODFREY		Austin Cooper S	15:21.830	15	17.018	70.23	1:00.389
7	33	B	James FULLER		Alfa Romeo Guilia Sprint GT	15:24.065	15	19.253	70.06	59.239
8	93	E	Graham MARTIN		Singer Chamois	15:32.808	15	27.996	69.41	1:00.457
9	14	A	Colin McKAY		Jaguar S Type	15:42.734	15	37.922	68.67	1:01.734
10	61	C	Brian WEBB		Ford Anglia 105E	15:44.098	15	39.286	68.58	1:01.522
11	92	E	Colin GUNTON		Hillman Imp	15:44.831	15	40.019	68.52	1:01.296
12	23	C	Mike KOSKELA		Ford Anglia 105E	15:45.870	15	41.058	68.45	1:00.795
13	30	C	Simon WHITING		Alfa Romeo Guilia Sprint	16:00.259	15	55.447	67.42	1:02.548
14	86	E	Andy JONES		Singer Chamois	16:01.058	15	56.246	67.36	1:02.456
15	91	E	Vince FROST		Hillman Imp	15:31.403	14	1 LAP	64.88	1:04.764
16	39	K3	Paul HOPKINSON		Alfa Romeo Guilia Sprint GT	15:54.875	14	1 LAP	63.28	1:06.552

NOT CLASSIFIED

65	C	Andrew LAW		Ford Anglia 105E	14:41.308	14	D.N.F.	68.56	1:01.743
50	C	Steve READ		Ford Anglia 105E	10:18.482	9	D.N.F.	62.81	1:01.526

FASTEST LAP

57	C	Jonathan GOMM		Ford Lotus Cortina	59.111	12	73.02mph	117.51kph
33	B	James FULLER		Alfa Romeo Guilia Sprint GT	59.239	10	72.86mph	117.26kph
87	E	Simon BENOY		Hillman Imp	59.619	3	72.40mph	116.51kph
77	D	Roger EBDON		Morris Mini Cooper S	59.773	3	72.21mph	116.21kph
14	A	Colin McKAY		Jaguar S Type	1:01.734	12	69.91mph	112.52kph
39	K3	Paul HOPKINSON		Alfa Romeo Guilia Sprint GT	1:06.552	2	64.85mph	104.37kph

Race restarted following red flag as per article G:23 (b)

Weather/Track: Cloudy /Dry

These results are provisional until the conclusion of any judicial and technical matters.

Brands Hatch

Circuit Length = 1.1990 miles.

Start: 16:10 End: 16:25

Clerk of the Course:		Timekeeper:
----------------------	--	-------------

HSCC/HRSR 'ByBox' Historic Racing Saloons

RACE - LAP ANALYSIS - Brands Hatch - 13 September 2009

14	Colin McKAY	Jaguar S Type			
1 -	1:12.107	6 -	1:01.954	11 -	1:02.083
2 -	1:02.248	7 -	1:01.931	12 -	1:01.734
3 -	1:02.493	8 -	1:02.609	13 -	1:01.846
4 -	1:02.034	9 -	1:02.418	14 -	1:02.766
5 -	1:02.128	10 -	1:02.187	15 -	1:02.196
23	Mike KOSKELA	Ford Anglia 105E			
1 -	1:15.776	6 -	1:02.477	11 -	1:01.444
2 -	1:02.743	7 -	1:02.498	12 -	1:01.448
3 -	1:03.735	8 -	1:01.890	13 -	1:01.598
4 -	1:02.611	9 -	1:01.480	14 -	1:02.682
5 -	1:03.164	10 -	1:01.529	15 -	1:00.795
30	Simon WHITING	Alfa Romeo Guilias Sprint			
1 -	1:14.297	6 -	1:04.428	11 -	1:02.722
2 -	1:03.518	7 -	1:03.605	12 -	1:03.435
3 -	1:03.141	8 -	1:02.548	13 -	1:02.594
4 -	1:03.415	9 -	1:03.047	14 -	1:03.151
5 -	1:03.642	10 -	1:03.075	15 -	1:03.641
33	James FULLER	Alfa Romeo Guilias Sprint GT			
1 -	1:07.614	6 -	59.364	11 -	59.698
2 -	1:00.149	7 -	59.243	12 -	59.663
3 -	59.388	8 -	59.923	13 -	1:00.078
4 -	1:00.849	9 -	59.837	14 -	59.499
5 -	59.347	10 -	59.239	15 -	1:20.174
39	Paul HOPKINSON	Alfa Romeo Guilias Sprint GT			
1 -	1:18.609	6 -	1:07.914	11 -	1:07.203
2 -	1:06.552	7 -	1:06.883	12 -	1:07.186
3 -	1:06.874	8 -	1:09.592	13 -	1:08.211
4 -	1:06.866	9 -	1:07.189	14 -	1:07.147
5 -	1:07.252	10 -	1:07.397		
45	Dan COX	Austin A40			
1 -	1:09.289	6 -	1:00.116	11 -	1:00.060
2 -	1:00.222	7 -	1:00.028	12 -	1:00.342
3 -	59.935	8 -	59.999	13 -	59.799
4 -	1:00.135	9 -	1:00.287	14 -	1:00.172
5 -	59.867	10 -	1:00.070	15 -	1:00.657

Weather/Track: Cloudy /Dry

HSCC/HRSR 'ByBox' Historic Racing Saloons
RACE - LAP ANALYSIS - Brands Hatch - 13 September 2009
 (contd.)

49	Peter HORE	Ford Lotus Cortina			
1 -	1:08.811	6 -	59.978	11 -	1:00.000
2 -	59.995	7 -	1:00.006	12 -	1:00.112
3 -	59.964	8 -	1:00.209	13 -	1:00.265
4 -	1:00.132	9 -	59.942	14 -	1:00.360
5 -	59.573	10 -	1:00.098	15 -	1:00.665
50	Steve READ	Ford Anglia 105E			
1 -	1:13.093	6 -	1:29.652		
2 -	1:03.598	7 -	1:01.526		
3 -	1:02.229	8 -	1:02.258		
4 -	1:01.679	9 -	1:22.096P		
5 -	1:02.351				
57	Jonathan GOMM	Ford Lotus Cortina			
1 -	1:06.553	6 -	59.429	11 -	1:00.108
2 -	59.991	7 -	59.339	12 -	59.111
3 -	59.921	8 -	59.547	13 -	59.888
4 -	1:00.067	9 -	59.936	14 -	59.848
5 -	59.719	10 -	59.827	15 -	1:01.528
61	Brian WEBB	Ford Anglia 105E			
1 -	1:13.742	6 -	1:01.975	11 -	1:02.709
2 -	1:02.503	7 -	1:01.645	12 -	1:01.601
3 -	1:01.969	8 -	1:02.671	13 -	1:01.522
4 -	1:02.361	9 -	1:02.069	14 -	1:03.314
5 -	1:01.939	10 -	1:02.259	15 -	1:01.819
65	Andrew LAW	Ford Anglia 105E			
1 -	1:12.529	6 -	1:02.162	11 -	1:02.065
2 -	1:02.838	7 -	1:01.858	12 -	1:01.743
3 -	1:02.270	8 -	1:02.568	13 -	1:02.031
4 -	1:02.036	9 -	1:02.248	14 -	1:02.837
5 -	1:01.927	10 -	1:02.196		
77	Roger EBDON	Morris Mini Cooper S			
1 -	1:07.329	6 -	1:00.725	11 -	1:00.413
2 -	1:00.240	7 -	59.981	12 -	1:05.081
3 -	59.773	8 -	1:00.867	13 -	1:01.325
4 -	1:00.491	9 -	1:00.236	14 -	1:01.041
5 -	59.780	10 -	1:00.066	15 -	1:01.548

Weather/Track: Cloudy /Dry

HSCC/HRSR 'ByBox' Historic Racing Saloons
RACE - LAP ANALYSIS - Brands Hatch - 13 September 2009
 (contd.)

85	Roger GODFREY	Austin Cooper S
1 - 1:10.416	6 - 1:00.946	11 - 1:00.813
2 - 1:01.130	7 - 1:00.732	12 - 1:00.849
3 - 1:00.389	8 - 1:01.242	13 - 1:01.011
4 - 1:00.399	9 - 1:00.724	14 - 1:00.778
5 - 1:00.479	10 - 1:00.866	15 - 1:01.056
86	Andy JONES	Singer Chamois
1 - 1:15.228	6 - 1:04.756	11 - 1:02.620
2 - 1:02.613	7 - 1:03.024	12 - 1:03.435
3 - 1:04.943	8 - 1:02.456	13 - 1:02.621
4 - 1:03.118	9 - 1:03.270	14 - 1:02.992
5 - 1:03.131	10 - 1:03.106	15 - 1:03.745
87	Simon BENOY	Hillman Imp
1 - 1:09.850	6 - 59.716	11 - 59.978
2 - 1:00.567	7 - 1:00.170	12 - 1:00.174
3 - 59.619	8 - 1:00.007	13 - 1:00.176
4 - 59.990	9 - 1:00.319	14 - 1:00.076
5 - 59.966	10 - 1:00.482	15 - 1:00.403
91	Vince FROST	Hillman Imp
1 - 1:16.920	6 - 1:06.032	11 - 1:05.072
2 - 1:06.153	7 - 1:05.730	12 - 1:05.475
3 - 1:05.920	8 - 1:05.886	13 - 1:04.764
4 - 1:06.139	9 - 1:05.267	14 - 1:05.431
5 - 1:05.842	10 - 1:06.772	
92	Colin GUNTON	Hillman Imp
1 - 1:16.901	6 - 1:02.000	11 - 1:01.991
2 - 1:02.447	7 - 1:01.528	12 - 1:01.597
3 - 1:02.511	8 - 1:01.357	13 - 1:01.937
4 - 1:02.877	9 - 1:01.345	14 - 1:02.460
5 - 1:02.029	10 - 1:01.296	15 - 1:02.555
93	Graham MARTIN	Singer Chamois
1 - 1:11.392	6 - 1:00.623	11 - 1:02.903
2 - 1:00.457	7 - 1:00.959	12 - 1:02.643
3 - 1:00.465	8 - 1:01.758	13 - 1:02.015
4 - 1:00.686	9 - 1:01.205	14 - 1:02.735
5 - 1:00.576	10 - 1:01.938	15 - 1:02.453

Weather/Track: Cloudy /Dry

HSCC/HRSR 'ByBox' Historic Racing Saloons
RACE - LAP CHART - Brands Hatch - 13 September 2009

Lap 1			Lap 2			Lap 3			Lap 4			Lap 5		
No	Behind	Laptime	No	Behind	Laptime	No	Behind	Laptime	No	Behind	Laptime	No	Behind	Laptime
57		1:06.553	57		59.991	57		59.921	57		1:00.067	57		59.719
77	0.776	1:07.329	77	1.025	1:00.240	33	0.686	59.388	77	1.301	1:00.491	33	1.096	59.347
33	1.061	1:07.614	33	1.219	1:00.149	77	0.877	59.773	33	1.468	1:00.849	77	1.362	59.780
49	2.258	1:08.811	49	2.262	59.995	49	2.305	59.964	49	2.370	1:00.132	49	2.224	59.573
45	2.736	1:09.289	45	2.967	1:00.222	45	2.981	59.935	45	3.049	1:00.135	45	3.197	59.867
87	3.297	1:09.850	87	3.873	1:00.567	87	3.571	59.619	87	3.494	59.990	87	3.741	59.966
85	3.863	1:10.416	85	5.002	1:01.130	85	5.470	1:00.389	85	5.802	1:00.399	85	6.562	1:00.479
93	4.839	1:11.392	93	5.305	1:00.457	93	5.849	1:00.465	93	6.468	1:00.686	93	7.325	1:00.576
14	5.554	1:12.107	14	7.811	1:02.248	14	10.383	1:02.493	14	12.350	1:02.034	14	14.759	1:02.128
65	5.976	1:12.529	65	8.823	1:02.838	65	11.172	1:02.270	65	13.141	1:02.036	65	15.349	1:01.927
50	6.540	1:13.093	61	9.701	1:02.503	61	11.749	1:01.969	61	14.043	1:02.361	61	16.263	1:01.939
61	7.189	1:13.742	50	10.147	1:03.598	50	12.455	1:02.229	50	14.067	1:01.679	50	16.699	1:02.351
30	7.744	1:14.297	30	11.271	1:03.518	30	14.491	1:03.141	30	17.839	1:03.415	92	20.514	1:02.029
86	8.675	1:15.228	86	11.297	1:02.613	92	15.394	1:02.511	92	18.204	1:02.877	30	21.762	1:03.642
23	9.223	1:15.776	23	11.975	1:02.743	23	15.789	1:03.735	23	18.333	1:02.611	23	21.778	1:03.164
92	10.348	1:16.901	92	12.804	1:02.447	86	16.319	1:04.943	86	19.370	1:03.118	86	22.782	1:03.131
91	10.367	1:16.920	91	16.529	1:06.153	91	22.528	1:05.920	91	28.600	1:06.139	91	34.723	1:05.842
39	12.056	1:18.609	39	18.617	1:06.552	39	25.570	1:06.874	39	32.369	1:06.866	39	39.902	1:07.252

Weather/Track: Cloudy /Dry

Brands Hatch
Circuit Length = 1.1990 miles.
Start: 16:10 End: 16:25

HSCC/HRSR 'ByBox' Historic Racing Saloons
RACE - LAP CHART - Brands Hatch - 13 September 2009
 (contd.)

Lap 6			Lap 7			Lap 8			Lap 9			Lap 10		
No	Behind	Laptime	No	Behind	Laptime	No	Behind	Laptime	No	Behind	Laptime	No	Behind	Laptime
57		59.429	57		59.339	57		59.547	57		59.936	57		59.827
33	1.031	59.364	33	0.935	59.243	33	1.311	59.923	33	1.212	59.837	33	0.624	59.239
77	2.658	1:00.725	77	3.300	59.981	49	4.102	1:00.209	49	4.108	59.942	49	4.379	1:00.098
49	2.773	59.978	49	3.440	1:00.006	77	4.620	1:00.867	77	4.920	1:00.236	77	5.159	1:00.066
45	3.884	1:00.116	45	4.573	1:00.028	45	5.025	59.999	45	5.376	1:00.287	45	5.619	1:00.070
87	4.028	59.716	87	4.859	1:00.170	87	5.319	1:00.007	87	5.702	1:00.319	87	6.357	1:00.482
85	8.079	1:00.946	85	9.472	1:00.732	85	11.167	1:01.242	39	1 LAP	1:09.592	85	12.994	1:00.866
93	8.519	1:00.623	93	10.139	1:00.959	93	12.350	1:01.758	85	11.955	1:00.724	50	1 LAP	1:22.096P
14	17.284	1:01.954	14	19.876	1:01.931	14	22.938	1:02.609	93	13.619	1:01.205	39	1 LAP	1:07.189
65	18.082	1:02.162	65	20.601	1:01.858	65	23.622	1:02.568	14	25.420	1:02.418	93	15.730	1:01.938
61	18.809	1:01.975	61	21.115	1:01.645	61	24.239	1:02.671	65	25.934	1:02.248	14	27.780	1:02.187
92	23.085	1:02.000	92	25.274	1:01.528	92	27.084	1:01.357	61	26.372	1:02.069	65	28.303	1:02.196
23	24.826	1:02.477	23	27.985	1:02.498	23	30.328	1:01.890	92	28.493	1:01.345	61	28.804	1:02.259
30	26.761	1:04.428	30	31.027	1:03.605	30	34.028	1:02.548	23	31.872	1:01.480	92	29.962	1:01.296
86	28.109	1:04.756	86	31.794	1:03.024	86	34.703	1:02.456	30	37.139	1:03.047	23	33.574	1:01.529
91	41.326	1:06.032	91	47.717	1:05.730	50	51.820	1:02.258	86	38.037	1:03.270	30	40.387	1:03.075
50	46.922	1:29.652	50	49.109	1:01.526	91	54.056	1:05.886	91	59.387	1:05.267	86	41.316	1:03.106
39	48.387	1:07.914	39	55.931	1:06.883									

Weather/Track: Cloudy /Dry

Brands Hatch
 Circuit Length = 1.1990 miles.
 Start: 16:10 End: 16:25

HSCC/HRSR 'ByBox' Historic Racing Saloons
RACE - LAP CHART - Brands Hatch - 13 September 2009
 (contd.)

Lap 11			Lap 12			Lap 13			Lap 14			Lap 15		
No	Behind	Laptime	No	Behind	Laptime	No	Behind	Laptime	No	Behind	Laptime	No	Behind	Laptime
57		1:00.108	57		59.111	57		59.888	57		59.848	57		1:01.528
33	0.214	59.698	33	0.766	59.663	33	0.956	1:00.078	33	0.607	59.499	49	5.298	1:00.665
49	4.271	1:00.000	49	5.272	1:00.112	49	5.649	1:00.265	49	6.161	1:00.360	45	6.166	1:00.657
77	5.464	1:00.413	45	6.802	1:00.342	45	6.713	59.799	45	7.037	1:00.172	87	6.681	1:00.403
45	5.571	1:00.060	87	7.290	1:00.174	87	7.578	1:00.176	87	7.806	1:00.076	77	14.084	1:01.548
87	6.227	59.978	77	11.434	1:05.081	77	12.871	1:01.325	77	14.064	1:01.041	85	17.018	1:01.056
91	1 LAP	1:06.772	91	1 LAP	1:05.072	85	16.560	1:01.011	85	17.490	1:00.778	33	19.253	1:20.174
85	13.699	1:00.813	85	15.437	1:00.849	91	1 LAP	1:05.475	91	1 LAP	1:04.764	91	1 LAP	1:05.431
93	18.525	1:02.903	93	22.057	1:02.643	93	24.184	1:02.015	93	27.071	1:02.735	93	27.996	1:02.453
39	1 LAP	1:07.397	39	1 LAP	1:07.203	14	34.336	1:01.846	14	37.254	1:02.766	14	37.922	1:02.196
14	29.755	1:02.083	14	32.378	1:01.734	65	35.035	1:02.031	65	38.024	1:02.837	61	39.286	1:01.819
65	30.260	1:02.065	65	32.892	1:01.743	61	35.529	1:01.522	92	38.992	1:02.460	92	40.019	1:02.555
61	31.405	1:02.709	61	33.895	1:01.601	39	1 LAP	1:07.186	61	38.995	1:03.314	23	41.058	1:00.795
92	31.845	1:01.991	92	34.331	1:01.597	92	36.380	1:01.937	23	41.791	1:02.682	39	1 LAP	1:07.147
23	34.910	1:01.444	23	37.247	1:01.448	23	38.957	1:01.598	39	1 LAP	1:08.211	30	55.447	1:03.641
30	43.001	1:02.722	30	47.325	1:03.435	30	50.031	1:02.594	30	53.334	1:03.151	86	56.246	1:03.745
86	43.828	1:02.620	86	48.152	1:03.435	86	50.885	1:02.621	86	54.029	1:02.992			

Weather/Track: Cloudy /Dry

HSCC Guards Trophy with Dunlop Tyres
QUALIFYING - RACE 6 - Brands Hatch - 13 September 2009

POS	NO	CL	DRIVER	CAR	TIME	LAPS	GAP	MPH
1	49	SRD	Schryver/Schryver	Chevron B6	51.652	25		83.56
2	2	SRD	Tizzard	Lenham Spider	53.322	17	1.670	80.95
3	7	SRC	Thompson/McClurg	Elva Mk7S	55.794	23	4.142	77.36
4	79	D	Garrad	TVR 400 Griffith	56.411	13	4.759	76.51
5	89	SRB	Pangborn	Lotus 23B	56.651	23	4.999	76.19
6	67	B1	Smith	Marcos 1800GT	57.371	25	5.719	75.23
7	55	C2	Castaldini	Jaguar E-Type	57.526	14	5.874	75.03
8	85	B1	Bond	Lotus Elan 26R	57.946	25	6.294	74.49
9	4	B1	Watson	Lotus Elan 26R	58.624	16	6.972	73.62
10	26	B1	Seaman	Lotus Elan 26R	59.519	15	7.867	72.52
11	98	B2	Bentley	MGB	1:00.667	24	9.015	71.14
12	1	B2	Barrie	Porsche 911	1:01.190	22	9.538	70.54
13	64	B2	Richardson	MGB	1:01.729	22	10.077	69.92
14	88	B3	Somerville	Triumph TR4	1:02.641	20	10.989	68.90
15	27	B3	Hoble	Morgan Plus 4	1:02.779	14	11.127	68.75
16	21	C2	Jonsson	Jaguar E-Type	1:06.980	21	15.328	64.44

Weather/Track: Cloudy /Dry

These results are provisional until the conclusion of any judicial and technical matters.

Brands Hatch
 Circuit Length = 1.1990 miles.
 Start: 11:43 End: 12:12

Clerk of the Course:		Timekeeper:
----------------------	--	-------------

HSCC Guards Trophy with Dunlop Tyres

QUALIFYING - LAP ANALYSIS - Brands Hatch - 13 September 2009

1	Barrie	Porsche 911							
1 -	4:29.984	6 -	1:01.853	11 -	2:56.148P	16 -	1:02.458	21 -	1:02.008
2 -	1:03.071	7 -	1:03.064	12 -	1:06.415	17 -	1:01.869	22 -	1:01.441
3 -	1:01.788	8 -	1:01.426	13 -	1:01.383	18 -	1:01.190		
4 -	1:02.009	9 -	1:01.705	14 -	6:11.794P	19 -	1:01.501		
5 -	1:01.879	10 -	1:01.372	15 -	1:07.771	20 -	1:02.395		
2	Tizzard	Lenham Spider							
1 -	4:21.654	6 -	54.322	11 -	54.038	16 -	53.471		
2 -	59.535	7 -	55.817	12 -	53.853	17 -	53.322		
3 -	55.180	8 -	54.350	13 -	55.655				
4 -	55.113	9 -	55.388	14 -	54.591				
5 -	54.446	10 -	54.266	15 -	53.866				
4	Watson	Lotus Elan 26R							
1 -	4:17.862	6 -	1:01.371	11 -	58.624	16 -	59.347		
2 -	1:03.926	7 -	59.705	12 -	1:01.750				
3 -	1:01.217	8 -	59.745	13 -	59.581				
4 -	59.960	9 -	59.342	14 -	59.343				
5 -	1:01.162	10 -	59.954	15 -	59.853				
7	Thompson/McClurg	Elva Mk7S							
1 -	4:23.396	6 -	55.794	11 -	1:00.790	16 -	1:07.207	21 -	57.623
2 -	1:03.716	7 -	56.361	12 -	1:00.195	17 -	59.796	22 -	58.256
3 -	57.799	8 -	55.968	13 -	58.881	18 -	58.108	23 -	58.566
4 -	56.440	9 -	2:22.280P	14 -	58.721	19 -	59.351		
5 -	57.069	10 -	1:15.651	15 -	6:32.255P	20 -	57.780		
21	Jonsson	Jaguar E-Type							
1 -	4:49.623	6 -	1:11.076	11 -	1:08.915	16 -	1:09.640	21 -	1:07.869
2 -	1:11.895	7 -	1:09.313	12 -	1:08.770	17 -	1:07.226		
3 -	1:11.205	8 -	1:09.979	13 -	1:08.256	18 -	1:07.616		
4 -	1:09.446	9 -	1:11.041	14 -	6:15.668P	19 -	1:06.980		
5 -	1:11.738	10 -	1:09.038	15 -	1:14.975	20 -	1:07.558		
26	Seaman	Lotus Elan 26R							
1 -	4:21.546	6 -	1:00.788	11 -	1:01.197				
2 -	1:05.420	7 -	1:01.670	12 -	59.888				
3 -	1:05.958	8 -	1:00.865	13 -	1:05.391				
4 -	1:01.603	9 -	1:00.609	14 -	59.519				
5 -	1:00.995	10 -	1:01.077	15 -	1:03.237				

Weather/Track: Cloudy /Dry

HSCC Guards Trophy with Dunlop Tyres

QUALIFYING - LAP ANALYSIS - Brands Hatch - 13 September 2009

(contd.)

27	Hoble	Morgan Plus 4				
1 -	4:38.209	6 -	1:05.291	11 -	1:03.186	
2 -	1:05.351	7 -	1:03.395	12 -	1:02.780	
3 -	1:05.448	8 -	1:03.288	13 -	1:06.638	
4 -	1:03.356	9 -	1:02.866	14 -	1:02.840	
5 -	1:02.779	10 -	1:02.841			
49	Schryver/Schryver	Chevron B6				
1 -	4:23.866	6 -	52.967	11 -	2:03.014P	
2 -	58.951	7 -	52.991	12 -	1:00.559	
3 -	55.306	8 -	52.439	13 -	1:01.939	
4 -	53.275	9 -	52.042	14 -	52.733	
5 -	53.290	10 -	52.740	15 -	52.862	
				16 -	51.876	
				17 -	5:59.529P	
				18 -	59.284	
				19 -	52.839	
				20 -	52.418	
				21 -	51.652	
				22 -	52.429	
				23 -	52.169	
				24 -	52.422	
				25 -	1:16.353P	
55	Castaldini	Jaguar E-Type				
1 -	4:27.621	6 -	58.145	11 -	57.761	
2 -	1:03.706	7 -	58.239	12 -	59.387	
3 -	59.480	8 -	57.753	13 -	58.958	
4 -	58.642	9 -	57.795	14 -	1:35.047P	
5 -	57.526	10 -	57.568			
64	Richardson	MGB				
1 -	4:42.851	6 -	1:02.893	11 -	1:03.012	
2 -	1:06.164	7 -	1:04.125	12 -	1:03.408	
3 -	1:05.687	8 -	1:02.294	13 -	1:08.565	
4 -	1:03.662	9 -	1:01.729	14 -	1:02.529	
5 -	1:04.148	10 -	1:03.191	15 -	6:49.179P	
				16 -	1:13.017	
				17 -	1:02.788	
				18 -	1:02.301	
				19 -	1:03.879	
				20 -	1:02.842	
67	Smith	Marcos 1800GT				
1 -	4:16.674	6 -	1:01.907	11 -	58.518	
2 -	1:08.471	7 -	59.852	12 -	57.871	
3 -	1:02.502	8 -	59.576	13 -	57.686	
4 -	1:03.430	9 -	58.529	14 -	58.659	
5 -	1:02.483	10 -	58.125	15 -	58.670	
				16 -	57.718	
				17 -	5:58.228P	
				18 -	1:09.716	
				19 -	58.268	
				20 -	57.371	
				21 -	57.802	
				22 -	59.969	
				23 -	57.737	
				24 -	58.697	
				25 -	58.671	
79	Garrad	TVR 400 Griffith				
1 -	4:10.965	6 -	56.672	11 -	56.645	
2 -	58.763	7 -	4:02.139P	12 -	57.098	
3 -	58.416	8 -	1:09.572	13 -	56.783	
4 -	56.991	9 -	57.886			
5 -	56.411	10 -	56.605			

Weather/Track: Cloudy /Dry

www.mstworld.com

Page 2 of 3

Brands Hatch
Circuit Length = 1.1990 miles.
Start: 11:43 End: 12:12

Printed - 12:15 Sunday, 13 September 2009

HSCC Guards Trophy with Dunlop Tyres

QUALIFYING - LAP ANALYSIS - Brands Hatch - 13 September 2009

(contd.)

85	Bond	Lotus Elan 26R									
1 -	4:22.494	6 -	59.301	11 -	58.539	16 -	58.968	21 -	59.691		
2 -	1:04.783	7 -	58.996	12 -	58.378	17 -	6:00.513P	22 -	58.728		
3 -	1:01.223	8 -	59.028	13 -	58.439	18 -	1:06.057	23 -	58.735		
4 -	1:00.343	9 -	59.119	14 -	59.541	19 -	1:00.366	24 -	57.946		
5 -	59.616	10 -	58.926	15 -	58.903	20 -	58.442	25 -	58.418		
88	Somerville	Triumph TR4									
1 -	4:31.630	6 -	2:58.768P	11 -	1:04.434	16 -	1:03.122				
2 -	1:04.667	7 -	1:16.455	12 -	1:04.093	17 -	1:03.078				
3 -	1:03.913	8 -	1:05.072	13 -	6:47.065P	18 -	1:03.174				
4 -	1:03.615	9 -	1:05.316	14 -	1:09.338	19 -	1:02.641				
5 -	1:05.370	10 -	1:03.224	15 -	1:04.234	20 -	1:03.333				
89	Pangborn	Lotus 23B									
1 -	4:22.960	6 -	59.132	11 -	58.361	16 -	57.014	21 -	58.094		
2 -	1:04.836	7 -	58.738	12 -	57.232	17 -	8:06.805P	22 -	58.262		
3 -	59.807	8 -	57.406	13 -	56.749	18 -	1:09.418	23 -	58.763		
4 -	58.350	9 -	57.805	14 -	56.651	19 -	58.911				
5 -	57.766	10 -	57.357	15 -	56.711	20 -	58.296				
98	Bentley	MGB									
1 -	4:40.310	6 -	1:01.728	11 -	1:07.771	16 -	5:58.500P	21 -	1:00.830		
2 -	1:03.659	7 -	1:02.218	12 -	1:01.200	17 -	1:09.425	22 -	1:02.885		
3 -	1:03.007	8 -	1:01.595	13 -	1:00.667	18 -	1:01.146	23 -	1:00.668		
4 -	1:02.135	9 -	1:01.421	14 -	1:01.299	19 -	1:00.926	24 -	1:00.801		
5 -	1:01.245	10 -	1:00.897	15 -	1:01.183	20 -	1:02.018				

Weather/Track: Cloudy /Dry

www.mstworld.com


Page 3 of 3

Brands Hatch
Circuit Length = 1.1990 miles.
Start: 11:43 End: 12:12

Printed - 12:15 Sunday, 13 September 2009

HSCC Guards Trophy with Dunlop Tyres

GRID FOR RACE 6 - Brands Hatch - 13 September 2009

ROW 9	28	Boyes/Boyes	
ROW 8	27	Hoble	21 Jonsson
ROW 7	64	Richardson	88 Somerville
ROW 6	98	Bentley	1 Barrie
ROW 5	4	Watson	26 Seaman
ROW 4	55	Castaldini	85 Bond
ROW 3	89	Pangborn	67 Smith
ROW 2	7	Thompson/McClurg	79 Garrad
ROW 1	49	Schryver/Schryver	2 Tizzard
POLE			
			

Car 28 allowed to start
Weather/Track: Cloudy /Dry

These results are provisional until the conclusion of any judicial and technical matters.

Brands Hatch
Circuit Length = 1.1990 miles.
Start: 11:43 End: 12:12

Clerk of the Course:

Timekeeper:

HSCC Guards Trophy with Dunlop Tyres

RACE 6 - CLASSIFICATION - Brands Hatch - 13 September 2009

POS	NO	CL	DRIVER	CAR	TIME	LAPS	GAP	MPH	BEST
1	49	SRD	Schryver/Schryver	Chevron B6	34:32.973	37		77.04	52.719
2	7	SRC	Thompson/McClurg	Elva Mk7S	35:22.924	35	2 LAPS	71.16	56.949
3	89	SRB	Pangborn	Lotus 23B	35:25.821	35	2 LAPS	71.06	56.948
4	67	B1	Smith	Marcos 1800GT	34:39.913	34	3 LAPS	70.55	57.574
5	85	B1	Bond	Lotus Elan 26R	34:56.939	34	3 LAPS	69.98	58.136
6	4	B1	Watson	Lotus Elan 26R	34:57.386	34	3 LAPS	69.97	57.759
7	55	C2	Castaldini	Jaguar E-Type	35:31.913	34	3 LAPS	68.83	58.387
8	26	B1	Seaman	Lotus Elan 26R	34:38.381	33	4 LAPS	68.53	59.020
9	1	B2	Barrie	Porsche 911	35:25.737	33	4 LAPS	67.00	1:01.035
10	28	B2	Boyes/Boyes	MGB	35:26.690	33	4 LAPS	66.97	1:00.270
11	88	B3	Somerville	Triumph TR4	34:56.827	31	6 LAPS	63.81	1:02.566
12	27	B3	Hoble	Morgan Plus 4	35:14.960	31	6 LAPS	63.26	1:02.885
13	21	C2	Jonsson	Jaguar E-Type	34:57.005	29	8 LAPS	59.69	1:07.392

NOT CLASSIFIED

2	SRD	Tizzard	Lenham Spider			37			
98	B2	Bentley	MGB			33			
79	D	Garrad	TVR 400 Griffith	23:16.159	24	D.N.F.	74.19	57.226	
64	B2	Richardson	MGB	4:17.951	4	D.N.F.	66.93	1:01.616	

FASTEST LAP

49	SRD	Schryver/Schryver	Chevron B6	52.719	14	81.87mph	131.76kph		
89	SRB	Pangborn	Lotus 23B	56.948	35	75.79mph	121.98kph		
7	SRC	Thompson/McClurg	Elva Mk7S	56.949	23	75.79mph	121.97kph		
79	D	Garrad	TVR 400 Griffith	57.226	8	75.42mph	121.38kph		
67	B1	Smith	Marcos 1800GT	57.574	8	74.97mph	120.65kph		
55	C2	Castaldini	Jaguar E-Type	58.387	9	73.92mph	118.97kph		
28	B2	Boyes/Boyes	MGB	1:00.270	32	71.61mph	115.25kph		
88	B3	Somerville	Triumph TR4	1:02.566	13	68.99mph	111.02kph		

Red flag incident cars 2 & 98
Weather/Track: Cloudy /Dry

Brands Hatch
Circuit Length = 1.1990 miles.
Start: 16:35 End: 17:11

Clerk of Course:	Stewards:	Timekeeper:
------------------	-----------	-------------

HSCC Guards Trophy with Dunlop Tyres

RACE - LAP ANALYSIS - Brands Hatch - 13 September 2009

1	Barrie	Porsche 911											
1 -	1:11.934	6 -	1:01.581	11 -	1:01.333	16 -	1:04.250	21 -	1:01.075	26 -	1:01.777	31 -	1:01.193
2 -	1:02.075	7 -	1:01.824	12 -	1:01.035	17 -	1:01.596	22 -	1:01.213	27 -	1:01.395	32 -	1:01.447
3 -	1:01.823	8 -	1:01.450	13 -	2:19.780P	18 -	1:01.542	23 -	1:01.066	28 -	1:01.636	33 -	1:02.434
4 -	1:01.698	9 -	1:01.965	14 -	1:04.526	19 -	1:01.565	24 -	1:01.536	29 -	1:01.209		
5 -	1:01.723	10 -	1:01.086	15 -	1:01.529	20 -	1:02.478	25 -	1:01.440	30 -	1:01.523		
2	Tizzard	Lenham Spider											
1 -	1:01.002	11 -	53.981	21 -	54.485	31 -	54.381						
2 -	54.049	12 -	54.639	22 -	54.778	32 -	54.638						
3 -	54.279	13 -	54.062	23 -	56.126	33 -	54.265						
4 -	53.830	14 -	55.536	24 -	2:33.572P	34 -	54.716						
5 -	54.299	15 -	54.534	25 -	58.206	35 -	55.836						
6 -	54.420	16 -	54.893	26 -	54.315	36 -	54.596						
7 -	54.168	17 -	54.727	27 -	54.922	37 -	54.669						
8 -	54.190	18 -	54.607	28 -	54.396								
9 -	53.933	19 -	54.546	29 -	54.011								
10 -	53.855	20 -	54.510	30 -	54.228								
4	Watson	Lotus Elan 26R											
1 -	1:08.819	6 -	58.510	11 -	58.299	16 -	58.329	21 -	59.504	26 -	2:21.869P	31 -	58.993
2 -	59.956	7 -	59.458	12 -	58.528	17 -	58.504	22 -	58.291	27 -	1:02.443	32 -	58.906
3 -	59.446	8 -	58.981	13 -	58.684	18 -	58.842	23 -	58.674	28 -	58.193	33 -	58.773
4 -	58.929	9 -	58.245	14 -	57.759	19 -	59.261	24 -	58.733	29 -	58.939	34 -	1:00.764
5 -	58.794	10 -	58.573	15 -	58.005	20 -	59.306	25 -	58.835	30 -	59.241		
7	Thompson/McClurg	Elva Mk7S											
1 -	1:05.566	6 -	58.859	11 -	58.128	16 -	58.718	21 -	57.689	26 -	58.726	31 -	57.317
2 -	59.093	7 -	58.168	12 -	57.972	17 -	2:22.064P	22 -	57.276	27 -	58.018	32 -	57.527
3 -	58.475	8 -	57.585	13 -	58.432	18 -	1:02.454	23 -	56.949	28 -	57.912	33 -	57.724
4 -	57.767	9 -	57.129	14 -	58.467	19 -	57.341	24 -	57.440	29 -	57.259	34 -	57.515
5 -	57.904	10 -	57.628	15 -	57.973	20 -	57.910	25 -	57.991	30 -	58.034	35 -	57.914
21	Jonsson	Jaguar E-Type											
1 -	1:20.398	6 -	1:09.779	11 -	1:11.977	16 -	1:09.057	21 -	1:07.594	26 -	2:26.670P		
2 -	1:09.926	7 -	1:08.383	12 -	1:09.705	17 -	1:08.749	22 -	1:08.425	27 -	1:13.903		
3 -	1:09.988	8 -	1:08.316	13 -	1:09.890	18 -	1:09.357	23 -	1:08.562	28 -	1:08.058		
4 -	1:09.591	9 -	1:08.580	14 -	1:09.557	19 -	1:09.962	24 -	1:09.486	29 -	1:08.057		
5 -	1:09.370	10 -	1:08.623	15 -	1:09.135	20 -	1:08.515	25 -	1:07.392				
26	Seaman	Lotus Elan 26R											
1 -	1:09.875	6 -	59.488	11 -	59.372	16 -	2:22.714P	21 -	1:00.311	26 -	59.593	31 -	1:00.818
2 -	1:01.323	7 -	59.333	12 -	1:00.124	17 -	1:06.289	22 -	1:00.039	27 -	59.020	32 -	1:00.145
3 -	1:00.446	8 -	59.471	13 -	1:00.012	18 -	59.358	23 -	1:01.080	28 -	59.764	33 -	1:00.316
4 -	59.402	9 -	59.639	14 -	1:00.114	19 -	59.831	24 -	59.612	29 -	1:00.812		
5 -	59.028	10 -	59.650	15 -	1:00.094	20 -	1:00.564	25 -	1:00.694	30 -	1:00.050		

Weather/Track: Cloudy /Dry

www.mstworld.com

Page 1 of 3

Brands Hatch
Circuit Length = 1.1990 miles.
Start: 16:35 End: 17:11

Printed - 17:20 Sunday, 13 September 2009

HSCC Guards Trophy with Dunlop Tyres
RACE - LAP ANALYSIS - Brands Hatch - 13 September 2009
 (contd.)

27	Hoble	Morgan Plus 4											
1 -	1:14.486	6 -	1:02.885	11 -	1:03.531	16 -	1:03.225	21 -	3:11.065P	26 -	1:03.169	31 -	1:03.214
2 -	1:03.706	7 -	1:03.378	12 -	1:03.449	17 -	1:03.803	22 -	1:10.018	27 -	1:03.304		
3 -	1:04.319	8 -	1:03.184	13 -	1:03.575	18 -	1:03.489	23 -	1:03.082	28 -	1:03.746		
4 -	1:04.066	9 -	1:02.989	14 -	1:04.579	19 -	1:03.920	24 -	1:04.648	29 -	1:03.354		
5 -	1:03.277	10 -	1:03.333	15 -	1:03.541	20 -	1:03.634	25 -	1:03.602	30 -	1:03.389		
28	Boyes/Boyes	MGB											
1 -	1:15.708	6 -	1:02.484	11 -	1:05.959	16 -	1:00.771	21 -	1:01.331	26 -	1:00.798	31 -	1:00.740
2 -	1:03.512	7 -	1:02.089	12 -	1:00.952	17 -	1:00.379	22 -	1:00.638	27 -	1:01.468	32 -	1:00.270
3 -	1:03.301	8 -	1:02.953	13 -	1:01.529	18 -	1:00.548	23 -	1:00.910	28 -	1:00.520	33 -	1:00.556
4 -	1:02.771	9 -	1:03.109	14 -	1:00.718	19 -	1:00.678	24 -	1:00.530	29 -	1:00.426		
5 -	1:01.969	10 -	2:26.400P	15 -	1:00.555	20 -	1:00.571	25 -	1:00.751	30 -	1:00.796		
49	Schryver/Schryver	Chevron B6											
1 -	1:00.488	11 -	53.454	21 -	53.970	31 -	53.336						
2 -	54.029	12 -	54.561	22 -	53.810	32 -	53.036						
3 -	53.171	13 -	54.298	23 -	53.387	33 -	53.759						
4 -	53.033	14 -	52.719	24 -	2:17.989P	34 -	53.224						
5 -	52.737	15 -	53.398	25 -	58.445	35 -	52.960						
6 -	54.820	16 -	52.735	26 -	53.581	36 -	53.139						
7 -	53.459	17 -	52.907	27 -	53.742	37 -	52.989						
8 -	53.484	18 -	53.347	28 -	53.088								
9 -	53.030	19 -	54.175	29 -	52.978								
10 -	52.757	20 -	54.133	30 -	52.805								
55	Castaldini	Jaguar E-Type											
1 -	1:08.550	6 -	58.604	11 -	1:00.599	16 -	59.504	21 -	59.462	26 -	1:06.207	31 -	1:00.895
2 -	59.914	7 -	59.312	12 -	59.288	17 -	58.817	22 -	1:00.210	27 -	59.403	32 -	59.667
3 -	59.028	8 -	58.508	13 -	59.075	18 -	59.701	23 -	1:00.591	28 -	1:00.471	33 -	1:01.315
4 -	59.183	9 -	58.387	14 -	58.662	19 -	59.876	24 -	1:01.220	29 -	1:00.026	34 -	1:00.006
5 -	58.729	10 -	59.209	15 -	1:00.241	20 -	59.738	25 -	2:27.512P	30 -	1:00.003		
64	Richardson	MGB											
1 -	1:12.263												
2 -	1:02.331												
3 -	1:01.616												
4 -	1:01.741												
67	Smith	Marcos 1800GT											
1 -	1:07.867	6 -	58.083	11 -	58.443	16 -	57.890	21 -	59.572	26 -	58.849	31 -	58.459
2 -	59.531	7 -	58.453	12 -	58.262	17 -	58.418	22 -	57.896	27 -	1:00.382	32 -	59.040
3 -	59.053	8 -	57.574	13 -	59.177	18 -	2:14.617P	23 -	58.201	28 -	58.822	33 -	59.249
4 -	58.426	9 -	58.022	14 -	57.922	19 -	1:03.168	24 -	58.322	29 -	58.165	34 -	58.897
5 -	57.967	10 -	58.127	15 -	57.999	20 -	58.825	25 -	57.954	30 -	58.281		

Weather/Track: Cloudy /Dry

HSCC Guards Trophy with Dunlop Tyres
RACE - LAP ANALYSIS - Brands Hatch - 13 September 2009
 (contd.)

79	Garrad	TVR 400 Griffith							
1 -	1:04.738	6 -	57.362	11 -	57.995	16 -	57.976	21 -	57.902
2 -	58.031	7 -	57.682	12 -	57.602	17 -	58.758	22 -	58.254
3 -	57.270	8 -	57.226	13 -	57.544	18 -	58.457	23 -	57.902
4 -	57.443	9 -	57.925	14 -	57.851	19 -	58.232	24 -	58.582
5 -	57.538	10 -	58.015	15 -	57.613	20 -	58.261		
85	Bond	Lotus Elan 26R							
1 -	1:08.092	6 -	58.448	11 -	58.401	16 -	59.032	21 -	58.675
2 -	59.420	7 -	59.121	12 -	59.126	17 -	58.565	22 -	58.661
3 -	59.255	8 -	58.498	13 -	59.257	18 -	58.566	23 -	58.492
4 -	58.458	9 -	58.715	14 -	58.781	19 -	59.122	24 -	58.741
5 -	58.136	10 -	58.686	15 -	59.302	20 -	59.583	25 -	58.952
								26 -	2:20.149P
								27 -	1:03.721
								28 -	58.742
								29 -	58.850
								30 -	59.041
								31 -	58.839
								32 -	58.889
								33 -	58.905
								34 -	59.718
88	Somerville	Triumph TR4							
1 -	1:15.342	6 -	1:02.909	11 -	1:04.116	16 -	1:05.222	21 -	1:03.712
2 -	1:04.229	7 -	1:02.962	12 -	1:03.885	17 -	1:04.336	22 -	1:04.019
3 -	1:04.113	8 -	1:03.486	13 -	1:02.566	18 -	1:05.162	23 -	1:04.636
4 -	1:03.596	9 -	1:03.153	14 -	2:40.467P	19 -	1:06.047	24 -	1:04.531
5 -	1:02.968	10 -	1:03.406	15 -	1:09.377	20 -	1:03.355	25 -	1:04.496
								26 -	1:03.730
								27 -	1:05.417
								28 -	1:03.359
								29 -	1:03.543
								30 -	1:03.339
89	Pangborn	Lotus 23B							
1 -	1:06.254	6 -	58.432	11 -	58.823	16 -	57.309	21 -	58.038
2 -	59.284	7 -	57.995	12 -	58.295	17 -	2:22.135P	22 -	57.522
3 -	58.722	8 -	57.530	13 -	58.390	18 -	1:02.617	23 -	58.325
4 -	58.288	9 -	57.735	14 -	58.233	19 -	57.663	24 -	57.018
5 -	58.659	10 -	58.106	15 -	57.665	20 -	58.775	25 -	57.992
								26 -	57.510
								27 -	58.047
								28 -	57.535
								29 -	57.512
								30 -	57.451
								31 -	57.647
								32 -	57.716
								33 -	57.673
								34 -	57.977
								35 -	56.948
98	Bentley	MGB							
1 -	1:11.542	6 -	1:01.862	11 -	1:01.367	16 -	1:06.258	21 -	1:01.575
2 -	1:01.693	7 -	1:01.699	12 -	1:00.859	17 -	1:01.727	22 -	1:01.150
3 -	1:01.386	8 -	1:01.285	13 -	1:01.483	18 -	1:01.767	23 -	1:01.465
4 -	1:01.329	9 -	1:02.211	14 -	1:01.423	19 -	1:01.719	24 -	1:01.704
5 -	1:01.775	10 -	1:01.683	15 -	2:20.953P	20 -	1:01.420	25 -	1:00.950
								26 -	1:01.530
								27 -	1:01.307
								28 -	1:01.392
								29 -	1:01.329
								30 -	1:01.445
								31 -	1:01.696
								32 -	1:01.613
								33 -	1:01.390

Weather/Track: Cloudy /Dry

HSCC Guards Trophy with Dunlop Tyres
RACE - LAP CHART - Brands Hatch - 13 September 2009

Lap 1			Lap 2			Lap 3			Lap 4			Lap 5		
No	Behind	Laptime	No	Behind	Laptime	No	Behind	Laptime	No	Behind	Laptime	No	Behind	Laptime
49		1:00.488	49		54.029	49		53.171	49		53.033	49		52.737
2	0.514	1:01.002	2	0.534	54.049	2	1.642	54.279	2	2.439	53.830	2	4.001	54.299
79	4.250	1:04.738	79	8.252	58.031	79	12.351	57.270	79	16.761	57.443	21	1 LAP	1:09.591
7	5.078	1:05.566	7	10.142	59.093	7	15.446	58.475	7	20.180	57.767	79	21.562	57.538
89	5.766	1:06.254	89	11.021	59.284	89	16.572	58.722	89	21.827	58.288	7	25.347	57.904
67	7.379	1:07.867	67	12.881	59.531	67	18.763	59.053	67	24.156	58.426	89	27.749	58.659
85	7.604	1:08.092	85	12.995	59.420	85	19.079	59.255	85	24.504	58.458	67	29.386	57.967
55	8.062	1:08.550	55	13.947	59.914	55	19.804	59.028	55	25.954	59.183	85	29.903	58.136
4	8.331	1:08.819	4	14.258	59.956	4	20.533	59.446	4	26.429	58.929	55	31.946	58.729
26	9.387	1:09.875	26	16.681	1:01.323	26	23.956	1:00.446	26	30.325	59.402	4	32.486	58.794
98	11.054	1:11.542	98	18.718	1:01.693	98	26.933	1:01.386	98	35.229	1:01.329	26	36.616	59.028
1	11.446	1:11.934	1	19.492	1:02.075	1	28.144	1:01.823	1	36.809	1:01.698	98	44.267	1:01.775
64	11.775	1:12.263	64	20.077	1:02.331	64	28.522	1:01.616	64	37.230	1:01.741	1	45.795	1:01.723
27	13.998	1:14.486	27	23.675	1:03.706	27	34.823	1:04.319	28	44.571	1:02.771	28	53.803	1:01.969
88	14.854	1:15.342	28	24.703	1:03.512	28	34.833	1:03.301	27	45.856	1:04.066			
28	15.220	1:15.708	88	25.054	1:04.229	88	35.996	1:04.113	88	46.559	1:03.596			
21	19.910	1:20.398	21	35.807	1:09.926	21	52.624	1:09.988						

Weather/Track: Cloudy /Dry

Brands Hatch
Circuit Length = 1.1990 miles.
Start: 16:35 End: 17:11

HSCC Guards Trophy with Dunlop Tyres
RACE - LAP CHART - Brands Hatch - 13 September 2009
 (contd.)

Lap 6			Lap 7			Lap 8			Lap 9			Lap 10		
No	Behind	Laptime	No	Behind	Laptime	No	Behind	Laptime	No	Behind	Laptime	No	Behind	Laptime
49		54.820	49		53.459	49		53.484	49		53.030	49		52.757
27	1 LAP	1:03.277	2	4.310	54.168	2	5.016	54.190	26	1 LAP	59.471	4	1 LAP	58.245
88	1 LAP	1:02.968	28	1 LAP	1:02.484	98	1 LAP	1:01.699	2	5.919	53.933	26	1 LAP	59.639
2	3.601	54.420	27	1 LAP	1:02.885	1	1 LAP	1:01.824	21	2 LAPS	1:08.383	2	7.017	53.855
79	24.104	57.362	88	1 LAP	1:02.909	28	1 LAP	1:02.089	98	1 LAP	1:01.285	98	1 LAP	1:02.211
7	29.386	58.859	79	28.327	57.682	27	1 LAP	1:03.378	1	1 LAP	1:01.450	21	2 LAPS	1:08.316
21	1 LAP	1:09.370	7	34.095	58.168	88	1 LAP	1:02.962	28	1 LAP	1:02.953	1	1 LAP	1:01.965
89	31.361	58.432	89	35.897	57.995	79	32.069	57.226	27	1 LAP	1:03.184	28	1 LAP	1:03.109
67	32.649	58.083	67	37.643	58.453	7	38.196	57.585	88	1 LAP	1:03.486	27	1 LAP	1:02.989
85	33.531	58.448	85	39.193	59.121	89	39.943	57.530	79	36.964	57.925	88	1 LAP	1:03.153
55	35.730	58.604	55	41.583	59.312	67	41.733	57.574	7	42.295	57.129	79	42.222	58.015
4	36.176	58.510	4	42.175	59.458	85	44.207	58.498	89	44.648	57.735	7	47.166	57.628
26	41.284	59.488	26	47.158	59.333	55	46.607	58.508	67	46.725	58.022	89	49.997	58.106
98	51.309	1:01.862	21	1 LAP	1:09.779	4	47.672	58.981	85	49.892	58.715	67	52.095	58.127
1	52.556	1:01.581							55	51.964	58.387			

Weather/Track: Cloudy /Dry

Brands Hatch
 Circuit Length = 1.1990 miles.
 Start: 16:35 End: 17:11

HSCC Guards Trophy with Dunlop Tyres
RACE - LAP CHART - Brands Hatch - 13 September 2009
 (contd.)

Lap 11			Lap 12			Lap 13			Lap 14			Lap 15		
No	Behind	Laptime	No	Behind	Laptime	No	Behind	Laptime	No	Behind	Laptime	No	Behind	Laptime
49		53.454	49		54.561	49		54.298	49		52.719	49		53.398
85	1 LAP	58.686	89	1 LAP	58.823	7	1 LAP	57.972	79	1 LAP	57.544	98	2 LAPS	1:01.483
55	1 LAP	59.209	67	1 LAP	58.443	89	1 LAP	58.295	7	1 LAP	58.432	79	1 LAP	57.851
4	1 LAP	58.573	85	1 LAP	58.401	27	2 LAPS	1:03.531	2	10.203	55.536	2	11.339	54.534
2	7.544	53.981	2	7.622	54.639	67	1 LAP	58.262	89	1 LAP	58.390	7	1 LAP	58.467
26	1 LAP	59.650	4	1 LAP	58.299	88	2 LAPS	1:04.116	67	1 LAP	59.177	89	1 LAP	58.233
98	1 LAP	1:01.683	55	1 LAP	1:00.599	2	7.386	54.062	27	2 LAPS	1:03.449	67	1 LAP	57.922
1	1 LAP	1:01.086	26	1 LAP	59.372	85	1 LAP	59.126	85	1 LAP	59.257	85	1 LAP	58.781
21	2 LAPS	1:08.580	98	1 LAP	1:01.367	4	1 LAP	58.528	88	2 LAPS	1:03.885	4	1 LAP	57.759
79	46.763	57.995	1	1 LAP	1:01.333	55	1 LAP	59.288	21	3 LAPS	1:11.977	27	2 LAPS	1:03.575
27	1 LAP	1:03.333	79	49.804	57.602	28	3 LAPS	2:26.400P	4	1 LAP	58.684	88	2 LAPS	1:02.566
88	1 LAP	1:03.406	21	2 LAPS	1:08.623	26	1 LAP	1:00.124	55	1 LAP	59.075	55	1 LAP	58.662
7	51.840	58.128				98	1 LAP	1:00.859	26	1 LAP	1:00.012	21	3 LAPS	1:09.705
						1	1 LAP	1:01.035	28	3 LAPS	1:05.959	26	1 LAP	1:00.114
												28	3 LAPS	1:00.952

Weather/Track: Cloudy /Dry

Brands Hatch
 Circuit Length = 1.1990 miles.
 Start: 16:35 End: 17:11

HSCC Guards Trophy with Dunlop Tyres
RACE - LAP CHART - Brands Hatch - 13 September 2009
 (contd.)

Lap 16			Lap 17			Lap 18			Lap 19			Lap 20		
No	Behind	Laptime	No	Behind	Laptime	No	Behind	Laptime	No	Behind	Laptime	No	Behind	Laptime
49		52.735	49		52.907	49		53.347	49		54.175	49		54.133
98	2 LAPS	1:01.423	79	1 LAP	57.976	28	4 LAPS	1:00.718	27	3 LAPS	1:03.225	98	4 LAPS	1:06.258
79	1 LAP	57.613	2	15.317	54.727	21	4 LAPS	1:09.557	28	4 LAPS	1:00.555	7	3 LAPS	2:22.064P
2	13.497	54.893	7	1 LAP	58.718	2	16.577	54.607	2	16.948	54.546	1	4 LAPS	1:04.250
7	1 LAP	57.973	89	1 LAP	57.309	79	1 LAP	58.758	79	1 LAP	58.457	89	3 LAPS	2:22.135P
89	1 LAP	57.665	67	1 LAP	57.890	88	4 LAPS	2:40.467P	26	3 LAPS	2:22.714P	27	3 LAPS	1:03.803
67	1 LAP	57.999	4	1 LAP	58.329	67	1 LAP	58.418	21	4 LAPS	1:09.135	2	17.325	54.510
1	3 LAPS	2:19.780P	85	1 LAP	59.032	4	1 LAP	58.504	88	4 LAPS	1:09.377	28	4 LAPS	1:00.771
4	1 LAP	58.005	1	3 LAPS	1:04.526	85	1 LAP	58.565	4	1 LAP	58.842	79	1 LAP	58.232
85	1 LAP	59.302	55	1 LAP	59.504	98	3 LAPS	2:20.953P	85	1 LAP	58.566	26	3 LAPS	1:06.289
55	1 LAP	1:00.241	27	2 LAPS	1:03.541	1	3 LAPS	1:01.529	55	1 LAP	59.701	21	4 LAPS	1:09.057
27	2 LAPS	1:04.579				55	1 LAP	58.817				4	1 LAP	59.261
26	1 LAP	1:00.094										85	1 LAP	59.122
28	3 LAPS	1:01.529												
21	3 LAPS	1:09.890												

Weather/Track: Cloudy /Dry

Brands Hatch
 Circuit Length = 1.1990 miles.
 Start: 16:35 End: 17:11

HSCC Guards Trophy with Dunlop Tyres
RACE - LAP CHART - Brands Hatch - 13 September 2009
 (contd.)

Lap 21			Lap 22			Lap 23			Lap 24			Lap 25		
No	Behind	Laptime	No	Behind	Laptime	No	Behind	Laptime	No	Behind	Laptime	No	Behind	Laptime
49		53.970	49		53.810	49		53.387	49		2:17.989P	49		58.445
88	5 LAPS	1:05.222	4	2 LAPS	59.306	4	2 LAPS	59.504	89	2 LAPS	57.522	89	2 LAPS	58.325
55	2 LAPS	59.876	85	2 LAPS	59.583	85	2 LAPS	58.675	98	3 LAPS	1:01.575	55	1 LAP	1:01.220
67	3 LAPS	2:14.617P	21	5 LAPS	1:08.749	55	2 LAPS	59.462	1	3 LAPS	1:01.075	98	3 LAPS	1:01.150
98	4 LAPS	1:01.727	55	2 LAPS	59.738	7	3 LAPS	57.910	88	4 LAPS	1:03.355	1	3 LAPS	1:01.213
1	4 LAPS	1:01.596	88	5 LAPS	1:04.336	67	3 LAPS	58.825	79	20.268	58.582	88	4 LAPS	1:03.712
7	3 LAPS	1:02.454	67	3 LAPS	1:03.168	2	21.547	56.126	28	3 LAPS	1:01.331	28	3 LAPS	1:00.638
89	3 LAPS	1:02.617	7	3 LAPS	57.341	21	5 LAPS	1:09.357	21	4 LAPS	1:08.515	21	4 LAPS	1:07.594
2	17.840	54.485	89	3 LAPS	57.663	89	3 LAPS	58.775	2	37.130	2:33.572P	2	36.891	58.206
27	3 LAPS	1:03.489	98	4 LAPS	1:01.767	88	5 LAPS	1:05.162	26	2 LAPS	1:00.039	27	4 LAPS	3:11.065P
28	4 LAPS	1:00.379	1	4 LAPS	1:01.542	98	4 LAPS	1:01.719	4	44.539	58.733	26	2 LAPS	1:01.080
79	1 LAP	58.261	2	18.808	54.778	1	4 LAPS	1:01.565	85	45.242	58.741	4	44.929	58.835
26	3 LAPS	59.358	28	4 LAPS	1:00.548	28	4 LAPS	1:00.678	7	1 LAP	56.949	85	45.749	58.952
			27	3 LAPS	1:03.920	79	1 LAP	58.254	67	1 LAP	58.201	7	1 LAP	57.440
			79	1 LAP	57.902	27	3 LAPS	1:03.634						
			26	3 LAPS	59.831	26	3 LAPS	1:00.564						
						4	1 LAP	58.291						
						85	1 LAP	58.661						
						55	1 LAP	1:00.210						
						7	2 LAPS	57.689						
						67	2 LAPS	59.572						
						89	2 LAPS	58.038						
						98	3 LAPS	1:01.420						
						1	3 LAPS	1:02.478						
						88	4 LAPS	1:06.047						
						21	4 LAPS	1:09.962						
						28	3 LAPS	1:00.571						
						79	1:39.675	57.902						
						26	2 LAPS	1:00.311						
						4	2:03.795	58.674						
						85	2:04.490	58.492						
						7	1 LAP	57.276						
						55	2:17.286	1:00.591						
						67	1 LAP	57.896						

Weather/Track: Cloudy /Dry

HSCC Guards Trophy with Dunlop Tyres
RACE - LAP CHART - Brands Hatch - 13 September 2009
 (contd.)

Lap 26			Lap 27			Lap 28			Lap 29			Lap 30		
No	Behind	Laptime	No	Behind	Laptime	No	Behind	Laptime	No	Behind	Laptime	No	Behind	Laptime
49		53.581	49		53.742	49		53.088	49		52.978	49		52.805
67	2 LAPS	58.322	27	5 LAPS	1:10.018	26	3 LAPS	1:00.694	55	3 LAPS	1:06.207	28	4 LAPS	1:00.798
89	2 LAPS	57.018	7	2 LAPS	57.991	21	5 LAPS	1:08.562	26	3 LAPS	59.593	55	3 LAPS	59.403
98	3 LAPS	1:01.465	67	2 LAPS	57.954	7	2 LAPS	58.726	7	2 LAPS	58.018	88	5 LAPS	1:04.496
1	3 LAPS	1:01.066	89	2 LAPS	57.992	27	5 LAPS	1:03.082	89	2 LAPS	58.047	26	3 LAPS	59.020
88	4 LAPS	1:04.019	98	3 LAPS	1:01.704	89	2 LAPS	57.510	67	2 LAPS	1:00.382	7	2 LAPS	57.912
28	3 LAPS	1:00.910	1	3 LAPS	1:01.536	67	2 LAPS	58.849	27	5 LAPS	1:04.648	89	2 LAPS	57.535
2	37.625	54.315	28	3 LAPS	1:00.530	85	2 LAPS	2:20.149P	21	5 LAPS	1:09.486	67	2 LAPS	58.822
21	4 LAPS	1:08.425	2	38.805	54.922	4	2 LAPS	2:21.869P	4	2 LAPS	1:02.443	27	5 LAPS	1:03.602
26	2 LAPS	59.612	88	4 LAPS	1:04.636	98	3 LAPS	1:00.950	85	2 LAPS	1:03.721	21	5 LAPS	1:07.392
			55	2 LAPS	2:27.512P	1	3 LAPS	1:01.440	2	41.146	54.011	4	2 LAPS	58.193
						2	40.113	54.396	98	3 LAPS	1:01.530	85	2 LAPS	58.742
						28	3 LAPS	1:00.751	1	3 LAPS	1:01.777	2	42.569	54.228
						88	4 LAPS	1:04.531						

Weather/Track: Cloudy /Dry

Brands Hatch
 Circuit Length = 1.1990 miles.
 Start: 16:35 End: 17:11

HSCC Guards Trophy with Dunlop Tyres
RACE - LAP CHART - Brands Hatch - 13 September 2009
 (contd.)

Lap 31			Lap 32			Lap 33			Lap 34			Lap 35		
No	Behind	Laptime	No	Behind	Laptime	No	Behind	Laptime	No	Behind	Laptime	No	Behind	Laptime
49		53.336	49		53.036	49		53.759	49		53.224	49		52.960
98	4 LAPS	1:01.307	98	4 LAPS	1:01.392	27	6 LAPS	1:03.304	4	3 LAPS	58.993	88	6 LAPS	1:03.543
1	4 LAPS	1:01.395	1	4 LAPS	1:01.636	98	4 LAPS	1:01.329	85	3 LAPS	58.839	4	3 LAPS	58.906
28	4 LAPS	1:01.468	28	4 LAPS	1:00.520	1	4 LAPS	1:01.209	27	6 LAPS	1:03.746	85	3 LAPS	58.889
55	3 LAPS	1:00.471	55	3 LAPS	1:00.026	28	4 LAPS	1:00.426	98	4 LAPS	1:01.445	27	6 LAPS	1:03.354
88	5 LAPS	1:03.730	7	2 LAPS	58.034	21	7 LAPS	2:26.670P	1	4 LAPS	1:01.523	98	4 LAPS	1:01.696
26	3 LAPS	59.764	26	3 LAPS	1:00.812	55	3 LAPS	1:00.003	28	4 LAPS	1:00.796	1	4 LAPS	1:01.193
7	2 LAPS	57.259	89	2 LAPS	57.451	7	2 LAPS	57.317	7	2 LAPS	57.527	28	4 LAPS	1:00.740
89	2 LAPS	57.512	88	5 LAPS	1:05.417	89	2 LAPS	57.647	55	3 LAPS	1:00.895	7	2 LAPS	57.724
67	2 LAPS	58.165	67	2 LAPS	58.281	26	3 LAPS	1:00.050	89	2 LAPS	57.716	55	3 LAPS	59.667
2	43.614	54.381	2	45.216	54.638	67	2 LAPS	58.459	26	3 LAPS	1:00.818	89	2 LAPS	57.673
27	5 LAPS	1:03.169	4	2 LAPS	59.241	88	5 LAPS	1:03.359	21	7 LAPS	1:13.903	2	50.090	55.836
4	2 LAPS	58.939	85	2 LAPS	59.041	2	45.722	54.265	2	47.214	54.716	26	3 LAPS	1:00.145
85	2 LAPS	58.850							67	2 LAPS	59.040			

Weather/Track: Cloudy /Dry

Brands Hatch
 Circuit Length = 1.1990 miles.
 Start: 16:35 End: 17:11

HSCC Guards Trophy with Dunlop Tyres
RACE - LAP CHART - Brands Hatch - 13 September 2009
 (contd.)

Lap 36			Lap 37			Lap 38			Lap 39			Lap 40		
No	Behind	Laptime	No	Behind	Laptime	No	Behind	Laptime	No	Behind	Laptime	No	Behind	Laptime
49		53.139	49		52.989									
67	3 LAPS	59.249	26	4 LAPS	1:00.316									
21	8 LAPS	1:08.058	67	3 LAPS	58.897									
88	6 LAPS	1:03.339	88	6 LAPS	1:05.348									
4	3 LAPS	58.773	85	3 LAPS	59.718									
85	3 LAPS	58.905	21	8 LAPS	1:08.057									
27	6 LAPS	1:03.389	4	3 LAPS	1:00.764									
98	4 LAPS	1:01.613	27	6 LAPS	1:03.214									
1	4 LAPS	1:01.447	7	2 LAPS	57.914									
7	2 LAPS	57.515	98	4 LAPS	1:01.390									
28	4 LAPS	1:00.270	1	4 LAPS	1:02.434									
89	2 LAPS	57.977	89	2 LAPS	56.948									
2	51.547	54.596	2	53.227	54.669									
55	3 LAPS	1:01.315	28	4 LAPS	1:00.556									
			55	3 LAPS	1:00.006									

Weather/Track: Cloudy /Dry

HSCC 'Grandstand Sports Tours' Formula Ford supported by Avon Tyres
QUALIFYING - RACE 7 - Brands Hatch - 13 September 2009

POS	NO	CL	DRIVER	NAT	CAR	TIME	LAPS	GAP	MPH
1	64		Darren BURKE		Macon MR8	52.163	8		82.74
2	32		Robert WAINWRIGHT		Elden Mk8	53.087	14	0.924	81.30
3	7		Amanda WHITAKER		Elden Mk8	53.092	12	0.929	81.30
4	57		David WILD		Lola T200	53.138	13	0.975	81.23
5	2		Paul SLEEMAN		Jamun T2	53.252	13	1.089	81.05
6	33		Andrew WILLIS		Lola T200	53.368	13	1.205	80.88
7	29		Will SCHRYVER		Titan	53.541	13	1.378	80.61
8	60		Derek BUCKTON		Elden Mk8	53.800	13	1.637	80.23
9	70		John HARRISON		Lola T200	53.903	13	1.740	80.07
10	48		Crispin SCHLAEFLI		Macon MR8	54.030	13	1.867	79.88
11	38		John HAYES-HARLOW		Elden Mk 8/10	54.097	13	1.934	79.79
12	41		Martin ANSLOW		Merlyn Mk20A	54.479	13	2.316	79.23
13	40		Peter LAVENDER		Merlyn Mk11A/17	54.502	12	2.339	79.19
14	77		Chris SHARPLES		Palliser WDF1	54.679	13	2.516	78.94
15	66		Greg THORNTON		Titan Mk3/4	54.911	12	2.748	78.60
16	8		Andrew MANSELL		Merlyn Mk11A	54.976	13	2.813	78.51
17	44		John BLADON		Merlyn Mk11A	55.226	13	3.063	78.15
18	63		Matthew STURMER		Macon MR8	55.268	13	3.105	78.09
19	10		Andrew OLIVER		Alexis Mk15	55.807	12	3.644	77.34
20	56		Alan FAIRBROTHER		Merlyn Mk20	55.855	13	3.692	77.27
21	53		Andrew GOORD		Merlyn Mk11A/20	57.292	12	5.129	75.34
22	71		Philip GREEN		Merlyn Mk20A	57.931	12	5.768	74.50
23	87		Paul STRINGER		Lotus 51	57.971	12	5.808	74.45

Weather/Track: Cloudy /Dry

These results are provisional until the conclusion of any judicial and technical matters.

Brands Hatch

Circuit Length = 1.1990 miles.

Start: 12:16 End: 12:28

Clerk of the Course:		Timekeeper:
----------------------	--	-------------

HSCC 'Grandstand Sports Tours' Formula Ford supported by Avon Tyres
QUALIFYING - LAP ANALYSIS - Brands Hatch - 13 September 2009

2	Paul SLEEMAN	Jamun T2		
1 -	4:12.918	6 -	54.628	11 - 53.252
2 -	55.053	7 -	54.463	12 - 53.779
3 -	54.965	8 -	53.825	13 - 54.308
4 -	54.466	9 -	54.098	
5 -	54.444	10 -	53.400	
7	Amanda WHITAKER	Elden Mk8		
1 -	4:02.251	6 -	53.535	11 - 53.185
2 -	54.179	7 -	53.139	12 - 53.497
3 -	53.452	8 -	56.838	
4 -	53.332	9 -	1:58.467P	
5 -	53.092	10 -	1:02.619	
8	Andrew MANSELL	Merlyn Mk11A		
1 -	4:28.236	6 -	56.792	11 - 55.618
2 -	57.177	7 -	57.555	12 - 54.976
3 -	57.012	8 -	55.458	13 - 56.163
4 -	59.063	9 -	55.264	
5 -	56.747	10 -	59.809	
10	Andrew OLIVER	Alexis Mk15		
1 -	4:35.002	6 -	56.905	11 - 57.005
2 -	58.110	7 -	55.807	12 - 57.120
3 -	57.117	8 -	57.147	
4 -	56.543	9 -	56.392	
5 -	56.072	10 -	57.584	
29	Will SCHRYVER	Titan		
1 -	4:02.480	6 -	53.541	11 - 55.235
2 -	55.191	7 -	53.982	12 - 58.953
3 -	54.088	8 -	54.908	13 - 56.677
4 -	53.775	9 -	54.625	
5 -	53.808	10 -	53.955	
32	Robert WAINWRIGHT	Elden Mk8		
1 -	4:03.606	6 -	53.585	11 - 53.120
2 -	55.315	7 -	53.408	12 - 53.557
3 -	54.269	8 -	53.930	13 - 53.087
4 -	53.670	9 -	54.450	14 - 53.214
5 -	54.117	10 -	58.970	

Weather/Track: Cloudy /Dry

HSCC 'Grandstand Sports Tours' Formula Ford supported by Avon Tyres
QUALIFYING - LAP ANALYSIS - Brands Hatch - 13 September 2009
 (contd.)

33	Andrew WILLIS	Lola T200			
1 -	4:20.482	6 -	55.178	11 -	1:00.883
2 -	55.401	7 -	53.683	12 -	53.979
3 -	55.846	8 -	55.761	13 -	54.314
4 -	54.679	9 -	53.485		
5 -	54.280	10 -	53.368		
38	John HAYES-HARLOW	Elden Mk 8/10			
1 -	4:44.921	6 -	54.932	11 -	55.117
2 -	1:03.203	7 -	54.599	12 -	54.191
3 -	56.916	8 -	54.547	13 -	54.097
4 -	54.852	9 -	54.118		
5 -	54.331	10 -	54.419		
40	Peter LAVENDER	Merlyn Mk11A/17			
1 -	4:32.761	6 -	56.462	11 -	54.609
2 -	57.280	7 -	1:36.179	12 -	54.502
3 -	56.834	8 -	55.389		
4 -	56.222	9 -	54.939		
5 -	55.555	10 -	54.637		
41	Martin ANSLOW	Merlyn Mk20A			
1 -	4:23.378	6 -	58.554	11 -	54.479
2 -	56.672	7 -	54.723	12 -	55.113
3 -	55.878	8 -	57.356	13 -	54.480
4 -	56.420	9 -	54.934		
5 -	54.577	10 -	54.690		
44	John BLADON	Merlyn Mk11A			
1 -	4:31.250	6 -	55.492	11 -	55.382
2 -	57.773	7 -	55.245	12 -	55.226
3 -	56.212	8 -	55.874	13 -	55.293
4 -	56.445	9 -	55.570		
5 -	56.045	10 -	55.858		
48	Crispin SCHLAEFLI	Macon MR8			
1 -	4:04.231	6 -	54.710	11 -	54.297
2 -	56.068	7 -	54.757	12 -	55.095
3 -	55.992	8 -	55.073	13 -	54.420
4 -	55.187	9 -	54.030		
5 -	54.964	10 -	54.324		

Weather/Track: Cloudy /Dry

HSCC 'Grandstand Sports Tours' Formula Ford supported by Avon Tyres
QUALIFYING - LAP ANALYSIS - Brands Hatch - 13 September 2009
 (contd.)

53	Andrew GOORD	Merlyn Mk11A/20
1 -	4:22.381	6 - 57.903
2 -	1:00.630	7 - 57.845
3 -	59.106	8 - 58.149
4 -	1:01.071	9 - 58.135
5 -	58.580	10 - 57.292
56	Alan FAIRBROTHER	Merlyn Mk20
1 -	4:16.480	6 - 56.038
2 -	59.816	7 - 56.171
3 -	57.903	8 - 56.410
4 -	56.420	9 - 55.855
5 -	55.860	10 - 56.161
57	David WILD	Lola T200
1 -	4:16.952	6 - 54.324
2 -	54.713	7 - 54.349
3 -	53.610	8 - 53.278
4 -	53.705	9 - 54.003
5 -	53.157	10 - 53.138
60	Derek BUCKTON	Elden Mk8
1 -	4:06.473	6 - 54.192
2 -	55.674	7 - 54.477
3 -	54.257	8 - 54.505
4 -	54.648	9 - 54.498
5 -	54.361	10 - 54.557
63	Matthew STURMER	Macon MR8
1 -	4:06.857	6 - 56.431
2 -	59.138	7 - 56.377
3 -	57.062	8 - 57.215
4 -	55.955	9 - 56.147
5 -	56.087	10 - 55.272
64	Darren BURKE	Macon MR8
1 -	4:03.340	6 - 53.161
2 -	53.292	7 - 52.163
3 -	53.005	8 - 59.799
4 -	53.062	
5 -	52.423	

Weather/Track: Cloudy /Dry

HSCC 'Grandstand Sports Tours' Formula Ford supported by Avon Tyres
QUALIFYING - LAP ANALYSIS - Brands Hatch - 13 September 2009
 (contd.)


66	Greg THORNTON	Titan Mk3/4			
1 -	4:07.238	6 -	55.096	11 -	55.227
2 -	57.571	7 -	56.883	12 -	1:58.852P
3 -	55.509	8 -	54.911		
4 -	55.335	9 -	55.227		
5 -	55.125	10 -	55.151		
70	John HARRISON	Lola T200			
1 -	4:14.682	6 -	54.372	11 -	54.109
2 -	58.623	7 -	54.311	12 -	53.903
3 -	55.194	8 -	54.421	13 -	54.323
4 -	54.560	9 -	53.966		
5 -	54.079	10 -	55.065		
71	Philip GREEN	Merlyn Mk20A			
1 -	4:35.384	6 -	58.919	11 -	57.931
2 -	1:00.988	7 -	1:00.204	12 -	58.312
3 -	59.359	8 -	58.972		
4 -	58.479	9 -	58.677		
5 -	59.660	10 -	58.281		
77	Chris SHARPLES	Palliser WDF1			
1 -	4:12.565	6 -	55.127	11 -	54.679
2 -	56.535	7 -	54.854	12 -	55.310
3 -	55.548	8 -	55.470	13 -	55.194
4 -	55.246	9 -	54.940		
5 -	55.752	10 -	54.732		
87	Paul STRINGER	Lotus 51			
1 -	4:14.212	6 -	1:00.236	11 -	58.043
2 -	1:00.899	7 -	59.047	12 -	59.883
3 -	1:00.512	8 -	59.015		
4 -	59.826	9 -	58.734		
5 -	59.788	10 -	57.971		

Weather/Track: Cloudy /Dry

HSCC 'Grandstand Sports Tours' Formula Ford supported by Avon Tyres

AMENDED GRID FOR RACE 7 - Brands Hatch - 13 September 2009

ROW 12	87 STRINGER	
ROW 11	53 GOORD	71 GREEN
ROW 10	10 OLIVER	56 FAIRBROTHER
ROW 9	44 BLADON	63 STURMER
ROW 8	66 THORNTON	8 MANSELL
ROW 7	40 LAVENDER	77 SHARPLES
ROW 6	38 HAYES-HARLOW	41 ANSLOW
ROW 5	70 HARRISON	48 SCHLAEFLI
ROW 4	29 SCHRYVER	60 BUCKTON
ROW 3	2 SLEEMAN	33 WILLIS
ROW 2	7 WHITAKER	57 WILD
ROW 1	64 BURKE	32 WAINWRIGHT
	POLE	



Weather/Track: Cloudy /Dry

These results are provisional until the conclusion of any judicial and technical matters.

Brands Hatch

Circuit Length = 1.1990 miles.

Start: 12:16 End: 12:28

Clerk of the Course:

Timekeeper:

**HSCC 'Grandstand Sports Tours' Formula Ford supported by Avon Tyres
RACE 7 - CLASSIFICATION - Brands Hatch - 13 September 2009**

POS	NO	CL	DRIVER	NAT	CAR	TIME	LAPS	GAP	MPH	BEST
1	64		Darren BURKE		Macon MR8	20:23.075	23		81.17	52.205
2	32		Robert WAINWRIGHT		Elden Mk8	20:32.335	23	9.260	80.56	52.738
3	57		David WILD		Lola T200	20:37.544	23	14.469	80.22	52.959
4	29		Will SCHRYVER		Titan	20:40.944	23	17.869	80.00	53.074
5	7		Amanda WHITAKER		Elden Mk8	20:48.560	23	25.485	79.51	53.424
6	2		Paul SLEEMAN		Jamun T2	20:53.703	23	30.628	79.18	53.582
7	70		John HARRISON		Lola T200	20:54.123	23	31.048	79.16	53.633
8	60		Derek BUCKTON		Elden Mk8	20:56.632	23	33.557	79.00	53.493
9	48		Crispin SCHLAEFLI		Macon MR8	21:02.115	23	39.040	78.65	53.903
10	38		John HAYES-HARLOW		Elden Mk 8/10	21:05.557	23	42.482	78.44	54.076
11	44		John BLADON		Merlyn Mk11A	20:27.066	22	1 LAP	77.38	54.878
12	66		Greg THORNTON		Titan Mk3/4	20:27.356	22	1 LAP	77.37	54.368
13	63		Matthew STURMER		Macon MR8	20:27.915	22	1 LAP	77.33	54.488
14	40		Peter LAVENDER		Merlyn Mk11A/17	20:28.164	22	1 LAP	77.31	54.377
15	77		Chris SHARPLES		Palliser WDF1	20:29.017	22	1 LAP	77.26	54.595
16	8		Andrew MANSELL		Merlyn Mk11A	20:33.146	22	1 LAP	77.00	54.967
17	56		Alan FAIRBROTHER		Merlyn Mk20	20:39.734	22	1 LAP	76.59	54.933
18	41		Martin ANSLOW		Merlyn Mk20A	20:40.205	22	1 LAP	76.56	54.079
19	10		Andrew OLIVER		Alexis Mk15	21:08.136	22	1 LAP	74.88	56.439
20	71		Philip GREEN		Merlyn Mk20A	21:20.630	22	1 LAP	74.15	56.410
21	53		Andrew GOORD		Merlyn Mk11A/20	20:26.395	21	2 LAPS	73.91	56.714
22	87		Paul STRINGER		Lotus 51	21:02.533	21	2 LAPS	71.79	57.889
NOT CLASSIFIED										
33			Andrew WILLIS		Lola T200	13:34.174	9	D.N.F.	47.71	52.963
FASTEST LAP										
64			Darren BURKE		Macon MR8	52.205	7	82.68mph	133.06kph	

Weather/Track: Cloudy /Dry

These results are provisional until the conclusion of any judicial and technical matters.

Brands Hatch
Circuit Length = 1.1990 miles.
Start: 17:25 End: 17:45

Clerk of the Course:

Timekeeper:

**HSCC 'Grandstand Sports Tours' Formula Ford supported by Avon Tyres
RACE 7 - LAP ANALYSIS - Brands Hatch - 13 September 2009**

2	Paul SLEEMAN	Jamun T2							
1 -	1:02.601	6 -	53.901	11 -	54.051	16 -	54.448	21 -	53.846
2 -	55.088	7 -	54.111	12 -	53.994	17 -	53.905	22 -	54.333
3 -	53.935	8 -	54.020	13 -	54.421	18 -	53.996	23 -	54.046
4 -	53.582	9 -	54.512	14 -	54.192	19 -	54.020		
5 -	53.904	10 -	54.262	15 -	54.526	20 -	54.009		
7	Amanda WHITAKER	Elden Mk8							
1 -	1:01.139	6 -	54.551	11 -	53.814	16 -	53.701	21 -	54.054
2 -	54.479	7 -	53.512	12 -	53.852	17 -	53.931	22 -	54.282
3 -	53.991	8 -	53.909	13 -	53.829	18 -	54.023	23 -	54.282
4 -	54.039	9 -	54.117	14 -	54.066	19 -	53.844		
5 -	53.424	10 -	53.608	15 -	53.962	20 -	54.151		
8	Andrew MANSELL	Merlyn Mk11A							
1 -	1:07.910	6 -	55.228	11 -	55.217	16 -	55.511	21 -	55.318
2 -	55.756	7 -	56.643	12 -	55.276	17 -	55.142	22 -	55.509
3 -	55.816	8 -	55.453	13 -	55.316	18 -	55.371		
4 -	55.829	9 -	55.218	14 -	55.591	19 -	55.234		
5 -	55.436	10 -	56.254	15 -	54.967	20 -	55.151		
10	Andrew OLIVER	Alexis Mk15							
1 -	1:10.180	6 -	56.871	11 -	57.336	16 -	57.103	21 -	56.753
2 -	56.493	7 -	56.905	12 -	57.362	17 -	56.439	22 -	56.893
3 -	57.102	8 -	56.958	13 -	57.626	18 -	57.572		
4 -	57.018	9 -	57.731	14 -	57.172	19 -	56.552		
5 -	56.922	10 -	57.077	15 -	57.134	20 -	56.937		
29	Will SCHRYVER	Titan							
1 -	1:02.637	6 -	53.756	11 -	53.334	16 -	53.587	21 -	53.424
2 -	54.525	7 -	53.401	12 -	53.671	17 -	53.611	22 -	53.415
3 -	53.561	8 -	53.220	13 -	54.650	18 -	53.765	23 -	53.074
4 -	53.418	9 -	53.413	14 -	53.296	19 -	53.517		
5 -	53.164	10 -	53.458	15 -	53.547	20 -	53.500		
32	Robert WAINWRIGHT	Elden Mk8							
1 -	1:00.647	6 -	53.112	11 -	52.876	16 -	53.157	21 -	53.202
2 -	54.359	7 -	53.122	12 -	53.480	17 -	53.102	22 -	53.041
3 -	53.718	8 -	52.738	13 -	53.327	18 -	52.949	23 -	53.293
4 -	53.704	9 -	52.965	14 -	53.341	19 -	53.690		
5 -	53.234	10 -	52.907	15 -	53.170	20 -	53.201		

Weather/Track: Cloudy /Dry

HSCC 'Grandstand Sports Tours' Formula Ford supported by Avon Tyres
RACE 7 - LAP ANALYSIS - Brands Hatch - 13 September 2009
 (contd.)

33	Andrew WILLIS						Lola T200		
1 -	1:01.852	6 -	52.963						
2 -	53.861	7 -	53.385						
3 -	53.941	8 -	53.399						
4 -	53.321	9 -	6:17.714P						
5 -	53.738								
38	John HAYES-HARLOW						Elden Mk 8/10		
1 -	1:04.581	6 -	54.917	11 -	54.712	16 -	54.425	21 -	54.407
2 -	54.791	7 -	55.075	12 -	54.076	17 -	54.306	22 -	54.382
3 -	54.784	8 -	54.666	13 -	54.266	18 -	54.804	23 -	54.379
4 -	54.718	9 -	54.550	14 -	54.691	19 -	54.506		
5 -	54.549	10 -	54.620	15 -	54.569	20 -	54.783		
40	Peter LAVENDER						Merlyn Mk11A/17		
1 -	1:05.878	6 -	54.929	11 -	54.990	16 -	55.920	21 -	55.177
2 -	56.824	7 -	54.739	12 -	56.202	17 -	55.109	22 -	54.431
3 -	55.025	8 -	54.792	13 -	55.307	18 -	55.602		
4 -	54.377	9 -	55.369	14 -	55.018	19 -	55.898		
5 -	55.305	10 -	55.525	15 -	55.243	20 -	56.504		
41	Martin ANSLOW						Merlyn Mk20A		
1 -	1:09.206	6 -	55.406	11 -	54.509	16 -	54.823	21 -	54.647
2 -	55.728	7 -	55.549	12 -	54.526	17 -	55.796	22 -	54.436
3 -	55.287	8 -	55.471	13 -	54.931	18 -	1:07.780		
4 -	55.731	9 -	55.170	14 -	54.995	19 -	55.118		
5 -	55.887	10 -	55.195	15 -	54.079	20 -	55.935		
44	John BLADON						Merlyn Mk11A		
1 -	1:05.221	6 -	55.554	11 -	54.999	16 -	55.603	21 -	55.293
2 -	54.878	7 -	55.379	12 -	55.559	17 -	55.255	22 -	54.970
3 -	54.985	8 -	55.014	13 -	55.437	18 -	55.366		
4 -	55.278	9 -	55.846	14 -	55.250	19 -	55.631		
5 -	54.885	10 -	55.803	15 -	55.392	20 -	55.468		
48	Crispin SCHLAEFLI						Macon MR8		
1 -	1:04.954	6 -	54.753	11 -	54.427	16 -	54.466	21 -	54.644
2 -	54.883	7 -	54.556	12 -	54.270	17 -	54.270	22 -	54.406
3 -	54.758	8 -	53.988	13 -	53.903	18 -	54.397	23 -	54.774
4 -	54.605	9 -	54.387	14 -	54.274	19 -	54.577		
5 -	54.459	10 -	53.928	15 -	54.362	20 -	54.074		

Weather/Track: Cloudy /Dry

HSCC 'Grandstand Sports Tours' Formula Ford supported by Avon Tyres
RACE 7 - LAP ANALYSIS - Brands Hatch - 13 September 2009
 (contd.)

53	Andrew GOORD	Merlyn Mk11A/20							
1 -	1:10.611	6 -	57.179	11 -	58.224	16 -	57.511	21 -	58.140
2 -	57.481	7 -	57.676	12 -	58.246	17 -	57.330		
3 -	57.549	8 -	58.043	13 -	58.603	18 -	56.859		
4 -	57.472	9 -	57.979	14 -	59.290	19 -	57.026		
5 -	57.683	10 -	58.379	15 -	58.400	20 -	56.714		
56	Alan FAIRBROTHER	Merlyn Mk20							
1 -	1:08.576	6 -	55.194	11 -	55.210	16 -	55.316	21 -	56.167
2 -	55.774	7 -	56.888	12 -	54.933	17 -	55.846	22 -	56.966
3 -	55.685	8 -	55.496	13 -	55.527	18 -	56.107		
4 -	55.771	9 -	55.247	14 -	55.812	19 -	55.755		
5 -	55.616	10 -	56.321	15 -	54.975	20 -	56.552		
57	David WILD	Lola T200							
1 -	1:00.648	6 -	53.260	11 -	52.959	16 -	53.219	21 -	53.594
2 -	54.441	7 -	53.320	12 -	53.529	17 -	53.055	22 -	53.682
3 -	53.944	8 -	53.175	13 -	53.351	18 -	53.252	23 -	53.650
4 -	53.746	9 -	53.681	14 -	53.394	19 -	54.070		
5 -	53.525	10 -	53.082	15 -	53.577	20 -	53.390		
60	Derek BUCKTON	Elden Mk8							
1 -	1:03.182	6 -	54.274	11 -	53.964	16 -	53.984	21 -	56.163
2 -	54.714	7 -	54.209	12 -	53.708	17 -	53.889	22 -	54.517
3 -	55.115	8 -	54.291	13 -	53.658	18 -	54.544	23 -	54.246
4 -	54.160	9 -	54.199	14 -	53.493	19 -	54.181		
5 -	54.105	10 -	53.708	15 -	54.380	20 -	53.948		
63	Matthew STURMER	Macon MR8							
1 -	1:07.666	6 -	55.126	11 -	54.488	16 -	55.912	21 -	54.759
2 -	55.696	7 -	55.223	12 -	54.629	17 -	56.122	22 -	54.818
3 -	55.786	8 -	54.746	13 -	55.056	18 -	54.677		
4 -	55.784	9 -	54.888	14 -	54.646	19 -	56.032		
5 -	56.759	10 -	55.031	15 -	54.550	20 -	55.521		
64	Darren BURKE	Macon MR8							
1 -	59.123	6 -	52.544	11 -	52.793	16 -	52.866	21 -	54.541
2 -	52.988	7 -	52.205	12 -	53.158	17 -	53.027	22 -	52.450
3 -	52.598	8 -	52.885	13 -	53.313	18 -	52.973	23 -	53.741
4 -	52.276	9 -	52.346	14 -	52.855	19 -	53.020		
5 -	52.514	10 -	52.625	15 -	52.419	20 -	53.815		

Weather/Track: Cloudy /Dry

HSCC 'Grandstand Sports Tours' Formula Ford supported by Avon Tyres
RACE 7 - LAP ANALYSIS - Brands Hatch - 13 September 2009
 (contd.)

66	Greg THORNTON						Titan Mk3/4		
1 -	1:07.355	6 -	55.776	11 -	54.896	16 -	55.698	21 -	55.250
2 -	55.669	7 -	55.463	12 -	54.937	17 -	55.591	22 -	54.560
3 -	55.706	8 -	55.175	13 -	55.304	18 -	55.053		
4 -	56.030	9 -	54.487	14 -	54.614	19 -	55.830		
5 -	55.404	10 -	54.368	15 -	54.629	20 -	55.561		
70	John HARRISON						Lola T200		
1 -	1:04.080	6 -	53.988	11 -	54.204	16 -	53.942	21 -	54.144
2 -	54.504	7 -	54.150	12 -	53.639	17 -	53.839	22 -	54.015
3 -	54.335	8 -	54.910	13 -	53.638	18 -	53.961	23 -	53.837
4 -	54.611	9 -	54.369	14 -	53.920	19 -	54.235		
5 -	53.977	10 -	53.850	15 -	54.342	20 -	53.633		
71	Philip GREEN						Merlyn Mk20A		
1 -	1:11.268	6 -	57.929	11 -	58.403	16 -	56.410	21 -	56.871
2 -	57.966	7 -	57.603	12 -	57.852	17 -	57.078	22 -	58.016
3 -	57.850	8 -	57.606	13 -	57.280	18 -	56.895		
4 -	57.652	9 -	58.250	14 -	59.038	19 -	57.010		
5 -	57.954	10 -	57.759	15 -	57.110	20 -	56.830		
77	Chris SHARPLES						Palliser WDF1		
1 -	1:06.334	6 -	54.766	11 -	55.813	16 -	55.350	21 -	54.886
2 -	55.782	7 -	54.952	12 -	55.498	17 -	55.300	22 -	54.595
3 -	54.989	8 -	55.310	13 -	55.257	18 -	54.900		
4 -	54.931	9 -	55.997	14 -	55.035	19 -	55.900		
5 -	54.691	10 -	55.554	15 -	56.021	20 -	57.156		
87	Paul STRINGER						Lotus 51		
1 -	1:13.262	6 -	59.895	11 -	58.420	16 -	58.788	21 -	58.298
2 -	58.274	7 -	59.598	12 -	1:00.170	17 -	1:00.743		
3 -	59.660	8 -	1:01.032	13 -	58.317	18 -	59.247		
4 -	59.549	9 -	1:00.470	14 -	58.732	19 -	58.293		
5 -	1:00.089	10 -	1:02.202	15 -	57.889	20 -	59.605		

Weather/Track: Cloudy /Dry

**HSCC 'Grandstand Sports Tours' Formula Ford supported by Avon Tyres
RACE 7 - LAP CHART - Brands Hatch - 13 September 2009**

Lap 1			Lap 2			Lap 3			Lap 4			Lap 5		
No	Behind	Laptime	No	Behind	Laptime	No	Behind	Laptime	No	Behind	Laptime	No	Behind	Laptime
64		59.123	64		52.988	64		52.598	64		52.276	64		52.514
32	1.524	1:00.647	32	2.895	54.359	32	4.015	53.718	32	5.443	53.704	32	6.163	53.234
57	1.525	1:00.648	57	2.978	54.441	57	4.324	53.944	57	5.794	53.746	57	6.805	53.525
7	2.016	1:01.139	7	3.507	54.479	7	4.900	53.991	33	5.990	53.321	33	7.214	53.738
33	2.729	1:01.852	33	3.602	53.861	33	4.945	53.941	7	6.663	54.039	7	7.573	53.424
2	3.478	1:02.601	29	5.051	54.525	29	6.014	53.561	29	7.156	53.418	29	7.806	53.164
29	3.514	1:02.637	2	5.578	55.088	2	6.915	53.935	2	8.221	53.582	2	9.611	53.904
60	4.059	1:03.182	60	5.785	54.714	70	8.210	54.335	60	10.186	54.160	60	11.777	54.105
70	4.957	1:04.080	70	6.473	54.504	60	8.302	55.115	70	10.545	54.611	70	12.008	53.977
38	5.458	1:04.581	38	7.261	54.791	38	9.447	54.784	38	11.889	54.718	38	13.924	54.549
48	5.831	1:04.954	48	7.726	54.883	48	9.886	54.758	48	12.215	54.605	48	14.160	54.459
44	6.098	1:05.221	44	7.988	54.878	44	10.375	54.985	44	13.377	55.278	44	15.748	54.885
40	6.755	1:05.878	77	10.005	55.782	77	12.396	54.989	77	15.051	54.931	77	17.228	54.691
77	7.211	1:06.334	40	10.591	56.824	40	13.018	55.025	40	15.119	54.377	40	17.910	55.305
66	8.232	1:07.355	66	10.913	55.669	66	14.021	55.706	66	17.775	56.030	66	20.665	55.404
63	8.543	1:07.666	63	11.251	55.696	63	14.439	55.786	63	17.947	55.784	8	21.248	55.436
8	8.787	1:07.910	8	11.555	55.756	8	14.773	55.816	8	18.326	55.829	56	21.923	55.616
56	9.453	1:08.576	56	12.239	55.774	56	15.326	55.685	56	18.821	55.771	63	22.192	56.759
41	10.083	1:09.206	41	12.823	55.728	41	15.512	55.287	41	18.967	55.731	41	22.340	55.887
10	11.057	1:10.180	10	14.562	56.493	10	19.066	57.102	10	23.808	57.018	10	28.216	56.922
53	11.488	1:10.611	53	15.981	57.481	53	20.932	57.549	53	26.128	57.472	53	31.297	57.683
71	12.145	1:11.268	71	17.123	57.966	71	22.375	57.850	71	27.751	57.652	71	33.191	57.954
87	14.139	1:13.262	87	19.425	58.274	87	26.487	59.660	87	33.760	59.549	87	41.335	1:00.089

Weather/Track: Cloudy /Dry

Brands Hatch
Circuit Length = 1.1990 miles.
Start: 17:25 End: 17:45

HSCC 'Grandstand Sports Tours' Formula Ford supported by Avon Tyres
RACE 7 - LAP CHART - Brands Hatch - 13 September 2009
 (contd.)

Lap 6			Lap 7			Lap 8			Lap 9			Lap 10		
No	Behind	Laptime	No	Behind	Laptime	No	Behind	Laptime	No	Behind	Laptime	No	Behind	Laptime
64		52.544	64		52.205	64		52.885	64		52.346	64		52.625
32	6.731	53.112	32	7.648	53.122	87	1 LAP	59.598	32	8.120	52.965	71	1 LAP	58.250
57	7.521	53.260	57	8.636	53.320	32	7.501	52.738	57	10.261	53.681	32	8.402	52.907
33	7.633	52.963	33	8.813	53.385	57	8.926	53.175	29	11.616	53.413	57	10.718	53.082
29	9.018	53.756	29	10.214	53.401	33	9.327	53.399	87	1 LAP	1:01.032	29	12.449	53.458
7	9.580	54.551	7	10.887	53.512	29	10.549	53.220	7	13.682	54.117	7	14.665	53.608
2	10.968	53.901	2	12.874	54.111	7	11.911	53.909	2	16.175	54.512	2	17.812	54.262
70	13.452	53.988	70	15.397	54.150	2	14.009	54.020	60	18.770	54.199	87	1 LAP	1:00.470
60	13.507	54.274	60	15.511	54.209	60	16.917	54.291	70	19.445	54.369	60	19.853	53.708
38	16.297	54.917	48	18.720	54.556	70	17.422	54.910	48	21.864	54.387	70	20.670	53.850
48	16.369	54.753	38	19.167	55.075	48	19.823	53.988	38	23.152	54.550	48	23.167	53.928
44	18.758	55.554	44	21.932	55.379	38	20.948	54.666	44	27.561	55.846	38	25.147	54.620
77	19.450	54.766	77	22.197	54.952	44	24.061	55.014	40	27.759	55.369	40	30.659	55.525
40	20.295	54.929	40	22.829	54.739	77	24.622	55.310	77	28.273	55.997	44	30.739	55.803
66	23.897	55.776	66	27.155	55.463	40	24.736	54.792	66	31.586	54.487	77	31.202	55.554
8	23.932	55.228	63	27.792	55.223	66	29.445	55.175	63	32.195	54.888	66	33.329	54.368
56	24.573	55.194	8	28.370	56.643	63	29.653	54.746	8	33.810	55.218	63	34.601	55.031
63	24.774	55.126	41	28.546	55.549	8	30.938	55.453	41	33.956	55.170	41	36.526	55.195
41	25.202	55.406	56	29.256	56.888	41	31.132	55.471	56	34.768	55.247	8	37.439	56.254
10	32.543	56.871	10	37.243	56.905	56	31.867	55.496	10	46.701	57.731	56	38.464	56.321
53	35.932	57.179	53	41.403	57.676	10	41.316	56.958	53	52.194	57.979	10	51.153	57.077
71	38.576	57.929	71	43.974	57.603	53	46.561	58.043						
87	48.686	59.895				71	48.695	57.606						

Weather/Track: Cloudy /Dry

Brands Hatch
 Circuit Length = 1.1990 miles.
 Start: 17:25 End: 17:45

HSCC 'Grandstand Sports Tours' Formula Ford supported by Avon Tyres
RACE 7 - LAP CHART - Brands Hatch - 13 September 2009
 (contd.)

Lap 11			Lap 12			Lap 13			Lap 14			Lap 15		
No	Behind	Laptime	No	Behind	Laptime	No	Behind	Laptime	No	Behind	Laptime	No	Behind	Laptime
64		52.793	64		53.158	64		53.313	64		52.855	64		52.419
53	1 LAP	58.379	10	1 LAP	57.336	10	1 LAP	57.362	32	9.307	53.341	32	10.058	53.170
71	1 LAP	57.759	32	8.807	53.480	32	8.821	53.327	10	1 LAP	57.626	57	12.990	53.577
32	8.485	52.876	53	1 LAP	58.224	57	11.293	53.351	57	11.832	53.394	10	1 LAP	57.172
57	10.884	52.959	57	11.255	53.529	29	14.840	54.650	29	15.281	53.296	29	16.409	53.547
29	12.990	53.334	71	1 LAP	58.403	53	1 LAP	58.246	7	18.107	54.066	33	6 LAPS	6:17.714P
7	15.686	53.814	29	13.503	53.671	71	1 LAP	57.852	53	1 LAP	58.603	7	19.650	53.962
2	19.070	54.051	7	16.380	53.852	7	16.896	53.829	71	1 LAP	57.280	2	24.458	54.526
60	21.024	53.964	2	19.906	53.994	2	21.014	54.421	2	22.351	54.192	60	24.518	54.380
70	22.081	54.204	60	21.574	53.708	60	21.919	53.658	60	22.557	53.493	70	25.875	54.342
48	24.801	54.427	70	22.562	53.639	70	22.887	53.638	70	23.952	53.920	71	1 LAP	59.038
38	27.066	54.712	48	25.913	54.270	48	26.503	53.903	48	27.922	54.274	53	1 LAP	59.290
87	1 LAP	1:02.202	38	27.984	54.076	38	28.937	54.266	38	30.773	54.691	48	29.865	54.362
40	32.856	54.990	87	1 LAP	58.420	44	37.470	55.437	44	39.865	55.250	38	32.923	54.569
44	32.945	54.999	44	35.346	55.559	40	37.894	55.307	40	40.057	55.018	44	42.838	55.392
77	34.222	55.813	40	35.900	56.202	77	38.506	55.257	77	40.686	55.035	40	42.881	55.243
66	35.432	54.896	77	36.562	55.498	66	39.202	55.304	66	40.961	54.614	66	43.171	54.629
63	36.296	54.488	66	37.211	54.937	63	39.510	55.056	63	41.301	54.646	63	43.432	54.550
41	38.242	54.509	63	37.767	54.629	41	41.228	54.931	41	43.368	54.995	77	44.288	56.021
8	39.863	55.217	41	39.610	54.526	87	1 LAP	1:00.170	87	1 LAP	58.317	41	45.028	54.079
56	40.881	55.210	8	41.981	55.276	8	43.984	55.316	8	46.720	55.591	8	49.268	54.967
			56	42.656	54.933	56	44.870	55.527	56	47.827	55.812	56	50.383	54.975

Weather/Track: Cloudy /Dry

Brands Hatch
 Circuit Length = 1.1990 miles.
 Start: 17:25 End: 17:45

HSCC 'Grandstand Sports Tours' Formula Ford supported by Avon Tyres
RACE 7 - LAP CHART - Brands Hatch - 13 September 2009
 (contd.)

Lap 16			Lap 17			Lap 18			Lap 19			Lap 20		
No	Behind	Laptime	No	Behind	Laptime	No	Behind	Laptime	No	Behind	Laptime	No	Behind	Laptime
64		52.866	64		53.027	64		52.973	64		53.020	64		53.815
87	2 LAPS	58.732	87	2 LAPS	57.889	8	1 LAP	55.142	8	1 LAP	55.371	77	1 LAP	55.900
32	10.349	53.157	32	10.424	53.102	56	1 LAP	55.846	56	1 LAP	56.107	63	1 LAP	56.032
57	13.343	53.219	57	13.371	53.055	32	10.400	52.949	32	11.070	53.690	8	1 LAP	55.234
29	17.130	53.587	29	17.714	53.611	87	2 LAPS	58.788	41	1 LAP	1:07.780	56	1 LAP	55.755
10	1 LAP	57.134	7	21.389	53.931	57	13.650	53.252	57	14.700	54.070	32	10.456	53.201
7	20.485	53.701	10	1 LAP	57.103	29	18.506	53.765	87	2 LAPS	1:00.743	41	1 LAP	55.118
60	25.636	53.984	60	26.498	53.889	7	22.439	54.023	29	19.003	53.517	57	14.275	53.390
2	26.040	54.448	2	26.918	53.905	10	1 LAP	56.439	7	23.263	53.844	29	18.688	53.500
70	26.951	53.942	70	27.763	53.839	2	27.941	53.996	2	28.941	54.020	7	23.599	54.151
48	31.465	54.466	48	32.708	54.270	60	28.069	54.544	60	29.230	54.181	87	2 LAPS	59.247
71	1 LAP	57.110	71	1 LAP	56.410	70	28.751	53.961	70	29.966	54.235	2	29.135	54.009
53	1 LAP	58.400	38	35.761	54.306	48	34.132	54.397	10	1 LAP	57.572	60	29.363	53.948
38	34.482	54.425	53	1 LAP	57.511	38	37.592	54.804	48	35.689	54.577	70	29.784	53.633
44	45.575	55.603	44	47.803	55.255	71	1 LAP	57.078	38	39.078	54.506	10	1 LAP	56.552
40	45.935	55.920	40	48.017	55.109	53	1 LAP	57.330	71	1 LAP	56.895	48	35.948	54.074
66	46.003	55.698	66	48.567	55.591	44	50.196	55.366	53	1 LAP	56.859	38	40.046	54.783
63	46.478	55.912	77	49.045	55.300	40	50.646	55.602	44	52.807	55.631	71	1 LAP	57.010
77	46.772	55.350	63	49.573	56.122	66	50.647	55.053	66	53.457	55.830	53	1 LAP	57.026
41	46.985	54.823	41	49.754	55.796	77	50.972	54.900	40	53.524	55.898	44	54.460	55.468
8	51.913	55.511				63	51.277	54.677						
56	52.833	55.316												

Weather/Track: Cloudy /Dry

Brands Hatch
 Circuit Length = 1.1990 miles.
 Start: 17:25 End: 17:45

HSCC 'Grandstand Sports Tours' Formula Ford supported by Avon Tyres
RACE 7 - LAP CHART - Brands Hatch - 13 September 2009
 (contd.)

Lap 21			Lap 22			Lap 23			Lap 24			Lap 25		
No	Behind	Laptime	No	Behind	Laptime	No	Behind	Laptime	No	Behind	Laptime	No	Behind	Laptime
64		54.541	64		52.450	64		53.741						
66	1 LAP	55.561	44	1 LAP	55.293	53	2 LAPS	58.140						
63	1 LAP	55.521	66	1 LAP	55.250	44	1 LAP	54.970						
40	1 LAP	56.504	63	1 LAP	54.759	66	1 LAP	54.560						
77	1 LAP	57.156	40	1 LAP	55.177	63	1 LAP	54.818						
8	1 LAP	55.151	77	1 LAP	54.886	40	1 LAP	54.431						
32	9.117	53.202	8	1 LAP	55.318	77	1 LAP	54.595						
56	1 LAP	56.552	32	9.708	53.041	32	9.260	53.293						
57	13.328	53.594	56	1 LAP	56.167	8	1 LAP	55.509						
41	1 LAP	55.935	57	14.560	53.682	57	14.469	53.650						
29	17.571	53.424	41	1 LAP	54.647	56	1 LAP	56.966						
7	23.112	54.054	29	18.536	53.415	41	1 LAP	54.436						
87	2 LAPS	58.293	7	24.944	54.282	29	17.869	53.074						
2	28.440	53.846	2	30.323	54.333	7	25.485	54.282						
70	29.387	54.144	70	30.952	54.015	2	30.628	54.046						
60	30.985	56.163	60	33.052	54.517	70	31.048	53.837						
48	36.051	54.644	87	2 LAPS	59.605	60	33.557	54.246						
10	1 LAP	56.937	48	38.007	54.406	48	39.040	54.774						
38	39.912	54.407	38	41.844	54.382	87	2 LAPS	58.298						
71	1 LAP	56.830	10	1 LAP	56.753	38	42.482	54.379						
53	1 LAP	56.714	71	1 LAP	56.871	10	1 LAP	56.893						
						71	1 LAP	58.016						

Weather/Track: Cloudy /Dry

Brands Hatch
 Circuit Length = 1.1990 miles.
 Start: 17:25 End: 17:45

500cc Formula 3

QUALIFYING - RACE 8 - Brands Hatch - 13 September 2009

POS	NO	CL	DRIVER	NAT	CAR	TIME	LAPS	GAP	MPH
1	1		Nigel ASHMAN		Cooper Mk XI	1:02.233	14		69.35
2	92		Neil HODGES		Cooper Mk VIII	1:02.647	11	0.414	68.90
3	10		Richard ELLINGWORTH		Martin Norton	1:02.927	13	0.694	68.59
4	31		Mike FOWLER		Kieft CK52	1:03.390	14	1.157	68.09
5	34		Darrell WOODS		Cooper Mk VIII	1:05.524	13	3.291	65.87
6	19		JB JONES		Cousy No2	1:05.701	13	3.468	65.69
7	24		Mike GILBERT		Cooper Mk IX	1:07.474	11	5.241	63.97
8	14		Mark PALMER		Wishart MkII	1:07.727	8	5.494	63.73
9	38		Kerry HORAN		Trenberth Vincent	1:08.075	10	5.842	63.40
10	23		George SHACKLETON		Cooper Mk VI	1:09.691	12	7.458	61.93
11	2		Richard UTLEY		JBS Norton Mk1	1:10.520	9	8.287	61.20
12	60		Paul HEWES		Cooper Mk II	1:11.465	6	9.232	60.39

Car 2 - Transponder not working

Weather/Track: Cloudy /Dry

These results are provisional until the conclusion of any judicial and technical matters.

Brands Hatch

Circuit Length = 1.1990 miles.

Start: 12:37 End: 12:52

Clerk of the Course:

Timekeeper:

500cc Formula 3

QUALIFYING - LAP ANALYSIS - Brands Hatch - 13 September 2009

1	Nigel ASHMAN	Cooper Mk XI
1 - 3:04.732	6 - 1:03.171	11 - 1:02.337
2 - 1:04.926	7 - 1:03.039	12 - 1:02.458
3 - 1:03.261	8 - 1:02.507	13 - 1:02.233
4 - 1:02.711	9 - 1:02.782	14 - 1:08.280
5 - 1:02.812	10 - 1:03.954	
2	Richard UTLEY	JBS Norton Mk1
1 - 7:07.608	6 - 1:10.520	
2 - 1:14.098	7 - 1:15.804	
3 - 1:11.965	8 - 1:13.967	
4 - 1:13.098	9 - 1:39.984P	
5 - 1:11.946		
10	Richard ELLINGWORTH	Martin Norton
1 - 3:12.308	6 - 1:03.488	11 - 1:03.503
2 - 1:05.028	7 - 1:04.647	12 - 1:03.042
3 - 1:03.038	8 - 1:03.578	13 - 1:43.085P
4 - 1:03.797	9 - 1:04.485	
5 - 1:02.927	10 - 1:03.497	
14	Mark PALMER	Wishart MkII
1 - 9:40.685	6 - 1:09.267	
2 - 1:12.353	7 - 1:07.727	
3 - 1:09.545	8 - 1:08.364	
4 - 1:09.107		
5 - 1:10.082		
19	JB JONES	Cousy No2
1 - 4:19.267	6 - 1:06.761	11 - 1:07.172
2 - 1:10.150	7 - 1:06.061	12 - 1:06.672
3 - 1:08.820	8 - 1:05.826	13 - 1:07.089
4 - 1:06.672	9 - 1:05.701	
5 - 1:06.301	10 - 1:06.358	
23	George SHACKLETON	Cooper Mk VI
1 - 4:36.560	6 - 1:09.695	11 - 1:10.363
2 - 1:12.001	7 - 1:10.227	12 - 1:09.697
3 - 1:14.793	8 - 1:09.691	
4 - 1:11.610	9 - 1:10.583	
5 - 1:11.143	10 - 1:10.267	

Weather/Track: Cloudy /Dry

500cc Formula 3

QUALIFYING - LAP ANALYSIS - Brands Hatch - 13 September 2009


(contd.)

24	Mike GILBERT	Cooper Mk IX
1 - 6:03.193	6 - 1:09.011	11 - 1:10.183
2 - 1:13.318	7 - 1:08.888	
3 - 1:10.822	8 - 1:11.892	
4 - 1:13.969	9 - 1:08.751	
5 - 1:10.388	10 - 1:07.474	
31	Mike FOWLER	Kieft CK52
1 - 3:00.178	6 - 1:03.660	11 - 1:03.706
2 - 1:14.228	7 - 1:07.235	12 - 1:06.651
3 - 1:06.135	8 - 1:04.050	13 - 1:04.166
4 - 1:04.278	9 - 1:03.390	14 - 1:35.192P
5 - 1:04.072	10 - 1:04.772	
34	Darrell WOODS	Cooper Mk VIII
1 - 4:05.343	6 - 1:06.365	11 - 1:05.831
2 - 1:08.786	7 - 1:05.978	12 - 1:06.819
3 - 1:06.140	8 - 1:05.792	13 - 1:09.665
4 - 1:06.207	9 - 1:05.524	
5 - 1:07.574	10 - 1:06.469	
38	Kerry HORAN	Trenberth Vincent
1 - 6:57.831	6 - 1:08.721	
2 - 1:11.601	7 - 1:08.075	
3 - 1:11.106	8 - 1:08.491	
4 - 1:09.359	9 - 1:09.390	
5 - 1:08.638	10 - 1:38.898P	
60	Paul HEWES	Cooper Mk II
1 - 6:42.036	6 - 1:11.465	
2 - 1:11.883		
3 - 1:12.143		
4 - 1:11.573		
5 - 1:11.516		
92	Neil HODGES	Cooper Mk VIII
1 - 4:50.155	6 - 1:02.647	11 - 1:03.160
2 - 1:03.211	7 - 1:02.918	
3 - 1:02.904	8 - 1:02.917	
4 - 1:03.162	9 - 1:04.319	
5 - 1:02.902	10 - 1:03.822	

Weather/Track: Cloudy /Dry

500cc Formula 3

AMENDED GRID FOR RACE 8 - Brands Hatch - 13 September 2009

ROW 6	2 UTLEY	60 HEWES
ROW 5	38 HORAN	23 SHACKLETON
ROW 4	24 GILBERT	14 PALMER
ROW 3	34 WOODS	19 JB JONES
ROW 2	10 ELLINGWORTH	31 FOWLER
ROW 1	1 ASHMAN	92 HODGES
POLE		
		

Weather/Track: Cloudy /Dry

These results are provisional until the conclusion of any judicial and technical matters.

Brands Hatch

Circuit Length = 1.1990 miles.

Start: 12:37 End: 12:52

Clerk of the Course:

Timekeeper:

500cc Formula 3

RACE 8 - CLASSIFICATION - Brands Hatch - 13 September 2009

POS	NO	CL	DRIVER	NAT	CAR	TIME	LAPS	GAP	MPH	BEST
1	92		Neil HODGES		Cooper Mk VIII	20:02.585	19		68.19	1:02.336
2	1		Nigel ASHMAN		Cooper Mk XI	20:04.288	19	1.703	68.10	1:01.955
3	31		Mike FOWLER		Kieft CK52	21:02.620	19	1:00.035	64.95	1:04.918
4	34		Darrell WOODS		Cooper Mk VIII	21:03.939	19	1:01.354	64.88	1:05.114
5	19		JB JONES		Cousy No2	20:20.178	18	1 LAP	63.67	1:06.138
6	14		Mark PALMER		Wishart MkII	20:32.230	18	1 LAP	63.05	1:06.460
7	24		Mike GILBERT		Cooper Mk IX	20:52.299	18	1 LAP	62.04	1:07.197
8	38		Kerry HORAN		Trenberth Vincent	21:01.540	18	1 LAP	61.58	1:08.710
9	23		George SHACKLETON		Cooper Mk VI	21:02.625	18	1 LAP	61.53	1:07.944
10	60		Paul HEWES		Cooper Mk II	20:37.928	17	2 LAPS	59.27	1:10.294
NOT CLASSIFIED										
2			Richard UTLEY		JBS Norton Mk1	3:09.083	2	D.N.F.	45.65	1:34.228
10			Richard ELLINGWORTH		Martin Norton		0	D.N.F.	N/A	
FASTEST LAP										
1			Nigel ASHMAN		Cooper Mk XI	1:01.955	18	69.67mph	112.12kph	

Weather/Track: Cloudy /Dry

These results are provisional until the conclusion of any judicial and technical matters.

Brands Hatch

Circuit Length = 1.1990 miles.

Start: 17:53 End: 18:13

Clerk of the Course:

Timekeeper:

500cc Formula 3

RACE 8 - LAP ANALYSIS - Brands Hatch - 13 September 2009

1	Nigel ASHMAN	Cooper Mk XI	
1 - 1:10.354	6 - 1:02.067	11 - 1:02.765	16 - 1:02.872
2 - 1:03.512	7 - 1:02.493	12 - 1:02.653	17 - 1:02.553
3 - 1:02.433	8 - 1:02.803	13 - 1:02.804	18 - 1:01.955
4 - 1:03.163	9 - 1:02.760	14 - 1:02.404	19 - 1:02.101
5 - 1:09.512	10 - 1:02.853	15 - 1:02.231	
2	Richard UTLEY	JBS Norton Mk1	
1 - 1:34.228			
2 - 1:34.855P			
10	Richard ELLINGWORTH	Martin Norton	
14	Mark PALMER	Wishart MkII	
1 - 1:21.188	6 - 1:07.289	11 - 1:07.236	16 - 1:07.178
2 - 1:11.133	7 - 1:07.110	12 - 1:07.327	17 - 1:07.178
3 - 1:08.934	8 - 1:06.587	13 - 1:07.042	18 - 1:07.916
4 - 1:09.065	9 - 1:07.353	14 - 1:07.746	
5 - 1:08.428	10 - 1:07.060	15 - 1:06.460	
19	JB JONES	Cousy No2	
1 - 1:16.416	6 - 1:06.336	11 - 1:06.138	16 - 1:08.354
2 - 1:06.855	7 - 1:06.210	12 - 1:08.626	17 - 1:09.311
3 - 1:07.033	8 - 1:06.406	13 - 1:07.037	18 - 1:09.902
4 - 1:07.346	9 - 1:06.341	14 - 1:06.850	
5 - 1:06.822	10 - 1:06.700	15 - 1:07.495	
23	George SHACKLETON	Cooper Mk VI	
1 - 1:19.868	6 - 1:10.093	11 - 1:08.147	16 - 1:08.811
2 - 1:09.814	7 - 1:10.213	12 - 1:09.260	17 - 1:09.095
3 - 1:09.908	8 - 1:10.725	13 - 1:08.635	18 - 1:09.019
4 - 1:11.027	9 - 1:09.063	14 - 1:10.228	
5 - 1:11.932	10 - 1:07.944	15 - 1:08.843	

Weather/Track: Cloudy /Dry

500cc Formula 3

RACE 8 - LAP ANALYSIS - Brands Hatch - 13 September 2009

(contd.)

24	Mike GILBERT	Cooper Mk IX					
1 -	1:17.304	6 -	1:09.732	11 -	1:09.277	16 -	1:09.921
2 -	1:08.838	7 -	1:08.977	12 -	1:09.227	17 -	1:09.977
3 -	1:09.020	8 -	1:08.059	13 -	1:09.213	18 -	1:09.292
4 -	1:10.260	9 -	1:07.197	14 -	1:10.658		
5 -	1:08.705	10 -	1:07.882	15 -	1:08.760		
31	Mike FOWLER	Kieft CK52					
1 -	1:12.435	6 -	1:06.496	11 -	1:05.483	16 -	1:06.828
2 -	1:04.918	7 -	1:05.821	12 -	1:07.652	17 -	1:06.167
3 -	1:05.098	8 -	1:06.277	13 -	1:05.514	18 -	1:06.038
4 -	1:06.063	9 -	1:07.136	14 -	1:05.585	19 -	1:05.479
5 -	1:07.555	10 -	1:06.234	15 -	1:05.841		
34	Darrell WOODS	Cooper Mk VIII					
1 -	1:13.087	6 -	1:06.749	11 -	1:05.829	16 -	1:05.550
2 -	1:05.114	7 -	1:06.412	12 -	1:05.998	17 -	1:06.337
3 -	1:05.723	8 -	1:06.243	13 -	1:06.236	18 -	1:06.938
4 -	1:06.723	9 -	1:06.037	14 -	1:05.992	19 -	1:05.365
5 -	1:07.017	10 -	1:06.411	15 -	1:06.178		
38	Kerry HORAN	Trenberth Vincent					
1 -	1:18.905	6 -	1:09.942	11 -	1:08.710	16 -	1:09.156
2 -	1:09.817	7 -	1:09.629	12 -	1:09.739	17 -	1:09.552
3 -	1:10.282	8 -	1:09.128	13 -	1:08.898	18 -	1:09.160
4 -	1:10.710	9 -	1:09.417	14 -	1:09.055		
5 -	1:11.281	10 -	1:09.372	15 -	1:08.787		
60	Paul HEWES	Cooper Mk II					
1 -	1:20.687	6 -	1:10.578	11 -	1:14.766	16 -	1:12.183
2 -	1:10.984	7 -	1:11.732	12 -	1:12.918	17 -	1:12.957
3 -	1:10.294	8 -	1:13.017	13 -	1:12.932		
4 -	1:11.092	9 -	1:13.675	14 -	1:12.243		
5 -	1:11.859	10 -	1:13.324	15 -	1:12.687		
92	Neil HODGES	Cooper Mk VIII					
1 -	1:10.532	6 -	1:03.594	11 -	1:02.670	16 -	1:02.816
2 -	1:02.766	7 -	1:03.614	12 -	1:02.336	17 -	1:02.524
3 -	1:02.706	8 -	1:03.048	13 -	1:03.042	18 -	1:02.737
4 -	1:03.034	9 -	1:02.766	14 -	1:02.816	19 -	1:02.598
5 -	1:03.311	10 -	1:03.015	15 -	1:02.660		

Weather/Track: Cloudy /Dry

500cc Formula 3

RACE 8 - LAP CHART - Brands Hatch - 13 September 2009

Lap 1			Lap 2			Lap 3			Lap 4			Lap 5		
No	Behind	Laptime	No	Behind	Laptime	No	Behind	Laptime	No	Behind	Laptime	No	Behind	Laptime
1		1:10.354	92		1:02.766	92		1:02.706	92		1:03.034	92		1:03.311
92	0.178	1:10.532	1	0.568	1:03.512	1	0.295	1:02.433	1	0.424	1:03.163	1	6.625	1:09.512
31	2.081	1:12.435	31	4.055	1:04.918	31	6.447	1:05.098	31	9.476	1:06.063	31	13.720	1:07.555
34	2.733	1:13.087	34	4.903	1:05.114	34	7.920	1:05.723	34	11.609	1:06.723	34	15.315	1:07.017
19	6.062	1:16.416	19	9.973	1:06.855	19	14.300	1:07.033	19	18.612	1:07.346	19	22.123	1:06.822
24	6.950	1:17.304	24	12.844	1:08.838	24	19.158	1:09.020	24	26.384	1:10.260	24	31.778	1:08.705
38	8.551	1:18.905	38	15.424	1:09.817	38	23.000	1:10.282	38	30.676	1:10.710	14	36.399	1:08.428
23	9.514	1:19.868	23	16.384	1:09.814	23	23.586	1:09.908	14	31.282	1:09.065	38	38.646	1:11.281
60	10.333	1:20.687	60	18.373	1:10.984	14	25.251	1:08.934	23	31.579	1:11.027	23	40.200	1:11.932
14	10.834	1:21.188	14	19.023	1:11.133	60	25.961	1:10.294	60	34.019	1:11.092	60	42.567	1:11.859
2	23.874	1:34.228	2	55.785	1:34.855P									

Weather/Track: Cloudy /Dry

www.mstworld.com

Page 1 of 4

Brands Hatch
Circuit Length = 1.1990 miles.
Start: 17:53 End: 18:13

Printed - 18:18 Sunday, 13 September 2009

500cc Formula 3

RACE 8 - LAP CHART - Brands Hatch - 13 September 2009

(contd.)

Lap 6			Lap 7			Lap 8			Lap 9			Lap 10		
No	Behind	Laptime	No	Behind	Laptime	No	Behind	Laptime	No	Behind	Laptime	No	Behind	Laptime
92		1:03.594	92		1:03.614	92		1:03.048	92		1:02.766	92		1:03.015
1	5.098	1:02.067	1	3.977	1:02.493	1	3.732	1:02.803	1	3.726	1:02.760	38	1 LAP	1:09.417
31	16.622	1:06.496	31	18.829	1:05.821	31	22.058	1:06.277	60	1 LAP	1:13.017	1	3.564	1:02.853
34	18.470	1:06.749	34	21.268	1:06.412	34	24.463	1:06.243	31	26.428	1:07.136	23	1 LAP	1:09.063
19	24.865	1:06.336	19	27.461	1:06.210	19	30.819	1:06.406	34	27.734	1:06.037	60	1 LAP	1:13.675
24	37.916	1:09.732	24	43.279	1:08.977	14	47.129	1:06.587	19	34.394	1:06.341	31	29.647	1:06.234
14	40.094	1:07.289	14	43.590	1:07.110	24	48.290	1:08.059	14	51.716	1:07.353	34	31.130	1:06.411
38	44.994	1:09.942	38	51.009	1:09.629	38	57.089	1:09.128	24	52.721	1:07.197	19	38.079	1:06.700
23	46.699	1:10.093	23	53.298	1:10.213	23	1:00.975	1:10.725				14	55.761	1:07.060
60	49.551	1:10.578	60	57.669	1:11.732							24	57.588	1:07.882

Weather/Track: Cloudy /Dry

Brands Hatch
Circuit Length = 1.1990 miles.
Start: 17:53 End: 18:13

500cc Formula 3

RACE 8 - LAP CHART - Brands Hatch - 13 September 2009

(contd.)

Lap 11			Lap 12			Lap 13			Lap 14			Lap 15		
No	Behind	Laptime	No	Behind	Laptime	No	Behind	Laptime	No	Behind	Laptime	No	Behind	Laptime
92		1:02.670	92		1:02.336	92		1:03.042	92		1:02.816	92		1:02.660
1	3.659	1:02.765	24	1 LAP	1:09.277	14	1 LAP	1:07.327	1	3.326	1:02.404	1	2.897	1:02.231
38	1 LAP	1:09.372	1	3.976	1:02.653	1	3.738	1:02.804	14	1 LAP	1:07.042	14	1 LAP	1:07.746
23	1 LAP	1:07.944	38	1 LAP	1:08.710	24	1 LAP	1:09.227	24	1 LAP	1:09.213	24	1 LAP	1:10.658
60	1 LAP	1:13.324	23	1 LAP	1:08.147	38	1 LAP	1:09.739	38	1 LAP	1:08.898	38	1 LAP	1:09.055
31	32.460	1:05.483	31	37.776	1:07.652	23	1 LAP	1:09.260	23	1 LAP	1:08.635	23	1 LAP	1:10.228
34	34.289	1:05.829	34	37.951	1:05.998	31	40.248	1:05.514	31	43.017	1:05.585	31	46.198	1:05.841
19	41.547	1:06.138	60	1 LAP	1:14.766	34	41.145	1:06.236	34	44.321	1:05.992	34	47.839	1:06.178
14	1:00.327	1:07.236	19	47.837	1:08.626	60	1 LAP	1:12.918	19	55.866	1:06.850	19	1:00.701	1:07.495
						19	51.832	1:07.037	60	1 LAP	1:12.932			

Weather/Track: Cloudy /Dry

www.mstworld.com

Page 3 of 4

Brands Hatch
Circuit Length = 1.1990 miles.
Start: 17:53 End: 18:13

Printed - 18:18 Sunday, 13 September 2009

500cc Formula 3

RACE 8 - LAP CHART - Brands Hatch - 13 September 2009

(contd.)

Lap 16			Lap 17			Lap 18			Lap 19			Lap 20		
No	Behind	Laptime	No	Behind	Laptime	No	Behind	Laptime	No	Behind	Laptime	No	Behind	Laptime
92		1:02.816	92		1:02.524	92		1:02.737	92		1:02.598			
1	2.953	1:02.872	1	2.982	1:02.553	1	2.200	1:01.955	1	1.703	1:02.101			
60	2 LAPS	1:12.243	19	1 LAP	1:08.354	19	1 LAP	1:09.311	19	1 LAP	1:09.902			
14	1 LAP	1:06.460	60	2 LAPS	1:12.687	14	1 LAP	1:07.178	14	1 LAP	1:07.916			
24	1 LAP	1:08.760	14	1 LAP	1:07.178	60	2 LAPS	1:12.183	60	2 LAPS	1:12.957			
38	1 LAP	1:08.787	24	1 LAP	1:09.921	24	1 LAP	1:09.977	24	1 LAP	1:09.292			
23	1 LAP	1:08.843	38	1 LAP	1:09.156	38	1 LAP	1:09.552	38	1 LAP	1:09.160			
31	50.210	1:06.828	23	1 LAP	1:08.811	23	1 LAP	1:09.095	31	1:00.035	1:05.479			
34	50.573	1:05.550	31	53.853	1:06.167	31	57.154	1:06.038	23	1 LAP	1:09.019			
			34	54.386	1:06.337	34	58.587	1:06.938	34	1:01.354	1:05.365			

Weather/Track: Cloudy /Dry

www.mstworld.com

Page 4 of 4

Brands Hatch
Circuit Length = 1.1990 miles.
Start: 17:53 End: 18:13

Printed - 18:18 Sunday, 13 September 2009