



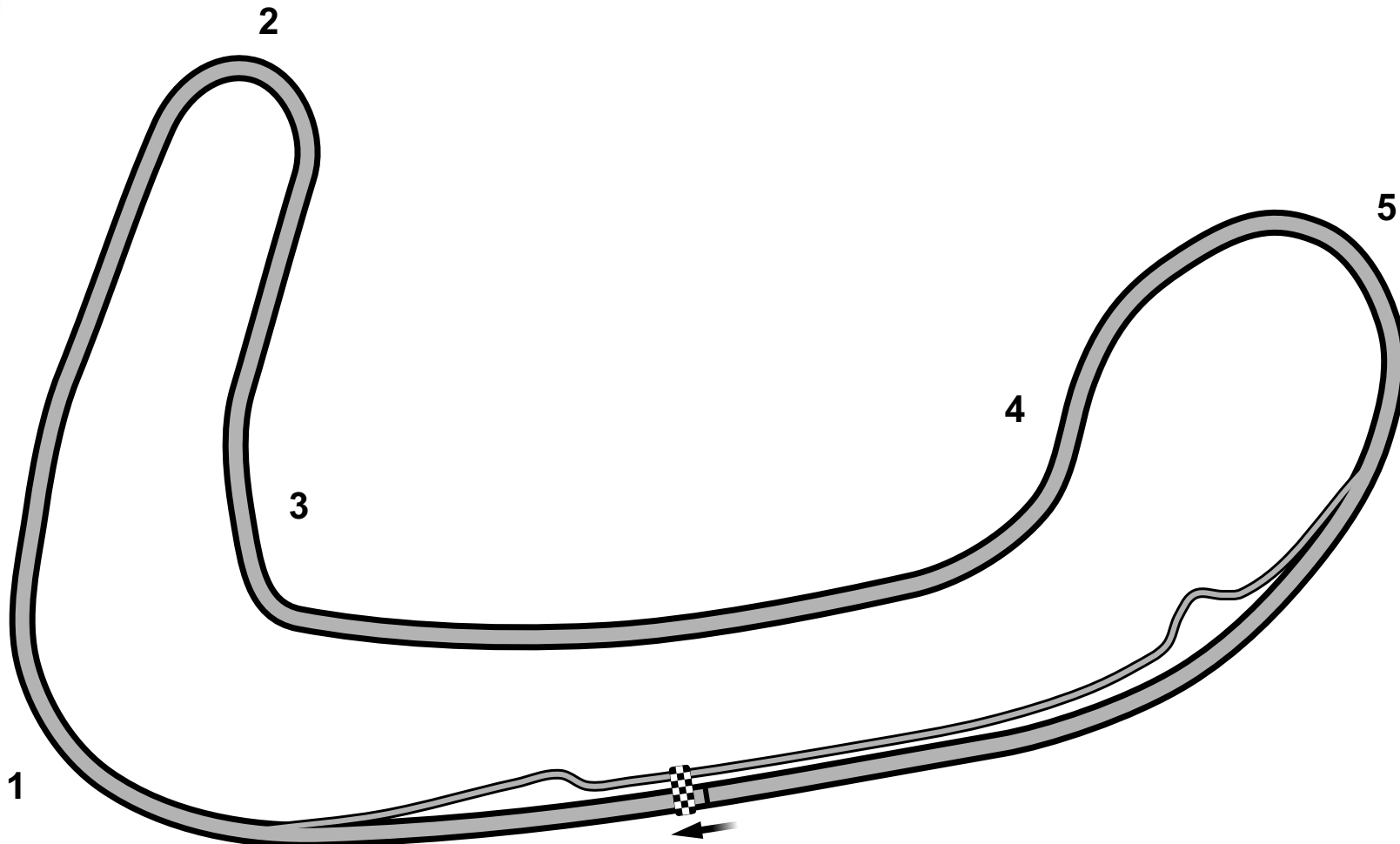
# **ByBox Historic Race Meeting**

## **Brands Hatch Indy Circuit**

28 September 2013



Timing and Results by MST SYSTEMS Ltd  
[www.mstworld.com](http://www.mstworld.com)



### Brands Hatch Indy Circuit

Centreline Length	1.944 km (1.208 miles)
Start Line Offset	19 m
Pit Lane	251 m (15 seconds at 60 km/h)

# Historic Formula Ford 2000

## RACE 1 - QUALIFYING (AMENDED) - Brands Hatch - 28 September 2013

POS	NO	CL	DRIVER	NAT	CAR	TIME	LAPS	GAP	MPH
1	64	A	Benjamin TUSTING		Reynard SF79	50.054	14		86.88
2	72	A	Andrew STORER		Royale RP27	50.828	14	0.774	85.55
3	22	A	John HAYES-HARLOW		Royale RP30	51.347	14	1.293	84.69
4	6	A	Jeremy MAIN		Reynard SF79	51.741	14	1.687	84.04
5	29	B	Eric HOULT		Lola T580	52.071	13	2.017	83.51
6	33	A	Ben ATKINSON-WILLES		Reynard SF79	52.184	13	2.130	83.33
7	75	A	Colin WRIGHT		Reynard SF79	52.204	14	2.150	83.30
8	63	A	Eric BAILEY		Royale RP27	53.011	13	2.957	82.03
9	7	A	Robert TUSTING		Delta T79	53.109	13	3.055	81.88
10	70	A	John TAYLOR		Royale RP27	53.280	13	3.226	81.62
11	43	A	Jan LANGDON		Reynard SF78	53.287	13	3.233	81.61
12	51	A	Stuart OLLEY		Delta T79	54.145	12	4.091	80.31
13	46	C	John BOWLES		Elden Mk14	55.547	10	5.493	78.29
14	47	C	Jon RANDALL		Lola T324	56.341	12	6.287	77.18
15	59	B	Thomas WHITE		Crossle 33F	56.813	6	6.759	76.54
16	97	C	Perry TUBB		Royale RP9/18	59.701	8	9.647	72.84
17	28	A	Fraser COLLINS		Reynard SF78	1:00.475	5	10.421	71.91

Car 63 requires a working transponder - Regulation Q.12.2.1 refers

Weather/Track: Fine/Dry

These results are provisional until the conclusion of any judicial and technical matters.

Brands Hatch

Circuit Length = 1.2080 miles.

Start: 09:00 End: 09:12

Clerk of the Course:

Timekeeper:

# Historic Formula Ford 2000

## RACE 1 - LAP ANALYSIS - Brands Hatch - 28 September 2013

<b>6</b>	<b>Jeremy MAIN</b>	Reynard SF79			
1 -	X:00.000	6 -	53.244	11 -	52.550
2 -	55.265	7 -	54.078	12 -	52.062
3 -	55.894	8 -	52.733	13 -	52.029
4 -	53.425	9 -	52.589	14 -	<b>51.741</b>
5 -	54.189	10 -	53.298		
<b>7</b>	<b>Robert TUSTING</b>	Delta T79			
1 -	X:00.000	6 -	53.794	11 -	53.937
2 -	55.725	7 -	54.145	12 -	54.305
3 -	53.788	8 -	53.415	13 -	<b>53.109</b>
4 -	53.258	9 -	53.537		
5 -	54.350	10 -	54.477		
<b>22</b>	<b>John HAYES-HARLOW</b>	Royale RP30			
1 -	X:00.000	6 -	53.134	11 -	52.193
2 -	53.249	7 -	<b>51.347</b>	12 -	51.458
3 -	52.927	8 -	52.682	13 -	51.904
4 -	53.164	9 -	51.712	14 -	51.902
5 -	51.675	10 -	51.969		
<b>28</b>	<b>Fraser COLLINS</b>	Reynard SF78			
1 -	X:00.000				
2 -	<b>1:00.475</b>				
3 -	1:03.947				
4 -	3:31.035P				
5 -	1:05.653				
<b>29</b>	<b>Eric HOULT</b>	Lola T580			
1 -	X:00.000	6 -	53.789	11 -	53.306
2 -	55.783	7 -	54.847	12 -	53.028
3 -	53.671	8 -	57.395	13 -	<b>52.071</b>
4 -	54.687	9 -	57.735		
5 -	53.746	10 -	53.678		
<b>33</b>	<b>Ben ATKINSON-WILLES</b>	Reynard SF79			
1 -	X:00.000	6 -	53.134	11 -	52.533
2 -	54.557	7 -	53.244	12 -	<b>52.184</b>
3 -	57.515	8 -	54.368	13 -	52.250
4 -	1:30.636	9 -	52.928		
5 -	55.903	10 -	52.478		

Brands Hatch  
Circuit Length = 1.2080 miles.

# Historic Formula Ford 2000

## RACE 1 - LAP ANALYSIS - Brands Hatch - 28 September 2013

(contd.)

<b>43</b>	<b>Jan LANGDON</b>	Reynard SF78
1 - X:00.000	6 - 54.652	11 - 54.346
2 - 59.723	7 - 54.527	12 - <b>53.287</b>
3 - 56.507	8 - 54.687	13 - 53.312
4 - 55.502	9 - 55.169	
5 - 54.878	10 - 53.955	
<b>46</b>	<b>John BOWLES</b>	Elden Mk14
1 - X:00.000	6 - 57.469	
2 - 58.231	7 - 1:02.673	
3 - 57.152	8 - 56.248	
4 - 59.812	9 - <b>55.547</b>	
5 - 57.237	10 - 56.249	
<b>47</b>	<b>Jon RANDALL</b>	Lola T324
1 - X:00.000	6 - 57.503	11 - 57.283
2 - 1:00.693	7 - 58.148	12 - <b>56.341</b>
3 - 58.263	8 - 57.040	
4 - 59.475	9 - 56.554	
5 - 57.274	10 - 56.978	
<b>51</b>	<b>Stuart OLLEY</b>	Delta T79
1 - X:00.000	6 - 56.852	11 - 54.403
2 - 57.874	7 - 58.645	12 - <b>54.145</b>
3 - 56.967	8 - 56.691	
4 - 1:46.173	9 - 55.545	
5 - 1:01.678	10 - 54.560	
<b>59</b>	<b>Thomas WHITE</b>	Crossle 33F
1 - X:00.000	6 - 57.084	
2 - 1:23.670		
3 - 58.686		
4 - 57.559		
5 - <b>56.813</b>		
<b>63</b>	<b>Eric BAILEY</b>	Royale RP27
1 - X:00.000	6 - 1:00.786	11 - 54.182
2 - 58.938	7 - 54.455	12 - 54.810
3 - 58.798	8 - 54.249	13 - <b>53.011</b>
4 - 58.310	9 - 53.569	
5 - 54.571	10 - 53.098	

Brands Hatch  
Circuit Length = 1.2080 miles.

# Historic Formula Ford 2000

## RACE 1 - LAP ANALYSIS - Brands Hatch - 28 September 2013

(contd.)


<b>64</b>	<b>Benjamin TUSTING</b>				Reynard SF79
1 -	X:00.000	6 -	54.264	11 -	51.514
2 -	53.568	7 -	51.006	12 -	<b>50.054</b>
3 -	52.329	8 -	54.132	13 -	52.709
4 -	52.945	9 -	51.322	14 -	50.933
5 -	51.573	10 -	51.711		
<b>70</b>	<b>John TAYLOR</b>				Royale RP27
1 -	X:00.000	6 -	55.116	11 -	54.268
2 -	57.192	7 -	54.000	12 -	54.128
3 -	56.564	8 -	54.282	13 -	<b>53.280</b>
4 -	55.457	9 -	54.928		
5 -	54.638	10 -	54.256		
<b>72</b>	<b>Andrew STORER</b>				Royale RP27
1 -	X:00.000	6 -	53.231	11 -	52.225
2 -	53.797	7 -	51.282	12 -	50.879
3 -	52.156	8 -	52.106	13 -	51.977
4 -	51.505	9 -	50.848	14 -	<b>50.828</b>
5 -	51.664	10 -	52.454		
<b>75</b>	<b>Colin WRIGHT</b>				Reynard SF79
1 -	X:00.000	6 -	53.736	11 -	52.367
2 -	54.595	7 -	53.590	12 -	52.492
3 -	52.835	8 -	53.156	13 -	<b>52.204</b>
4 -	52.916	9 -	53.836	14 -	52.303
5 -	52.355	10 -	53.104		
<b>97</b>	<b>Perry TUBB</b>				Royale RP9/18
1 -	X:00.000	6 -	1:02.170		
2 -	1:00.372	7 -	1:03.544		
3 -	<b>59.701</b>	8 -	1:03.821		
4 -	1:02.090				
5 -	1:03.097				

Brands Hatch  
Circuit Length = 1.2080 miles.

# Historic Formula Ford 2000

## RACE 1 - STARTING GRID - Brands Hatch - 28 September 2013

ROW 9	28	COLLINS		
			97	TUBB
ROW 8	59	WHITE		
			47	RANDALL
ROW 7	46	BOWLES		
			51	OLLEY
ROW 6	43	LANGDON		
			70	TAYLOR
ROW 5	7	TUSTING		
			63	BAILEY
ROW 4	75	WRIGHT		
			33	ATKINSON-WILLES
ROW 3	29	HOULT		
			6	MAIN
ROW 2	22	HAYES-HARLOW		
			72	STORER
ROW 1	64	TUSTING		
		POLE		



Brands Hatch  
Circuit Length = 1.2080 miles.

**These results are provisional until the conclusion of any judicial and technical matters.**

Clerk of the Course:

Timekeeper:

# Historic Formula Ford 2000

## RACE 1 - CLASSIFICATION - Brands Hatch - 28 September 2013

POS	NO	CL	DRIVER	NAT	CAR	TIME	LAPS	GAP	MPH	BEST
1	64	A	Benjamin TUSTING		Reynard SF79	15:36.198	18		83.68	50.519
2	72	A	Andrew STORER		Royale RP27	15:39.140	18	2.942	83.42	50.646
3	22	A	John HAYES-HARLOW		Royale RP30	15:52.463	18	16.265	82.25	50.991
4	75	A	Colin WRIGHT		Reynard SF79	16:12.391	18	36.193	80.57	51.701
5	33	A	Ben ATKINSON-WILLES		Reynard SF79	16:28.590	18	52.392	79.25	52.182
6	28	A	Fraser COLLINS		Reynard SF78	15:46.799	17	1 LAP	78.15	53.404
7	63	A	Eric BAILEY		Royale RP27	15:53.878	17	1 LAP	77.57	52.961
8	70	A	John TAYLOR		Royale RP27	15:54.988	17	1 LAP	77.48	53.564
9	43	A	Jan LANGDON		Reynard SF78	16:00.885	17	1 LAP	77.01	53.538
10	51	A	Stuart OLLEY		Delta T79	16:06.144	17	1 LAP	76.59	54.764
11	47	C	Jon RANDALL		Lola T324	16:17.376	17	1 LAP	75.71	55.531
12	7	A	Robert TUSTING		Delta T79	16:27.227	17	1 LAP	74.95	54.116
13	59	B	Thomas WHITE		Crossle 33F	16:35.598	17	1 LAP	74.32	54.138

### NOT CLASSIFIED

46	C	John BOWLES		Elden Mk14	16:17.084	17	1 LAP	75.73	55.285
97	C	Perry TUBB		Royale RP9/18	11:40.818	11	D.N.F.	68.35	57.745
6	A	Jeremy MAIN		Reynard SF79	5:25.634	6	D.N.F.	80.33	52.610
29	B	Eric HOULT		Lola T580	5:25.783	6	D.N.F.	80.30	52.412

### FASTEST LAP

64	A	Benjamin TUSTING		Reynard SF79	50.519	10	86.08mph	138.53kph
29	B	Eric HOULT		Lola T580	52.412	4	82.97mph	133.53kph
46	C	John BOWLES		Elden Mk14	55.285	3	78.66mph	126.59kph

Race stopped, result at 18 laps Car 46 - Not classified - Not running at red flag  
Weather/Track: Rain / Wet

Brands Hatch  
Circuit Length = 1.2080 miles.  
Start: 12.59 End: 13.16

Clerk of Course:	Stewards:	Timekeeper:
------------------	-----------	-------------



# Historic Formula Ford 2000

## RACE 1 - LAP ANALYSIS - Brands Hatch - 28 September 2013

<b>6</b>	<b>Jeremy MAIN</b>	Reynard SF79			
1 -	59.819	6 -	53.175		
2 -	<b>52.610</b>				
3 -	52.832				
4 -	52.940				
5 -	54.258				
<b>7</b>	<b>Robert TUSTING</b>	Delta T79			
1 -	1:03.287	6 -	<b>54.116</b>	11 -	54.235
2 -	54.293	7 -	55.120	12 -	54.709
3 -	54.156	8 -	55.178	13 -	54.453
4 -	54.532	9 -	54.379	14 -	56.566
5 -	54.142	10 -	54.201	15 -	59.796
<b>22</b>	<b>John HAYES-HARLOW</b>	Royale RP30			
1 -	58.412	6 -	<b>50.991</b>	11 -	51.992
2 -	51.960	7 -	51.390	12 -	52.330
3 -	51.614	8 -	51.773	13 -	52.080
4 -	51.270	9 -	51.441	14 -	52.700
5 -	51.053	10 -	53.209	15 -	52.757
<b>28</b>	<b>Fraser COLLINS</b>	Reynard SF78			
1 -	1:06.719	6 -	53.744	11 -	53.716
2 -	55.064	7 -	55.116	12 -	54.756
3 -	53.952	8 -	<b>53.404</b>	13 -	55.116
4 -	53.527	9 -	55.647	14 -	55.280
5 -	53.921	10 -	54.103	15 -	56.357
<b>29</b>	<b>Eric HOULT</b>	Lola T580			
1 -	1:01.675	6 -	53.102		
2 -	52.855				
3 -	52.593				
4 -	<b>52.412</b>				
5 -	53.146				
<b>33</b>	<b>Ben ATKINSON-WILLES</b>	Reynard SF79			
1 -	1:01.199	6 -	52.690	11 -	53.729
2 -	52.932	7 -	53.211	12 -	54.529
3 -	<b>52.182</b>	8 -	53.991	13 -	55.281
4 -	52.650	9 -	53.418	14 -	55.609
5 -	52.988	10 -	53.168	15 -	55.132

Brands Hatch  
Circuit Length = 1.2080 miles.

# Historic Formula Ford 2000

## RACE 1 - LAP ANALYSIS - Brands Hatch - 28 September 2013

(contd.)

<b>43</b>	<b>Jan LANGDON</b>	Reynard SF78					
1 -	1:04.587	6 -	54.061	11 -	54.292	16 -	55.208
2 -	54.604	7 -	54.800	12 -	54.714	17 -	1:17.718
3 -	54.052	8 -	54.045	13 -	54.285		
4 -	54.418	9 -	55.076	14 -	55.951		
5 -	54.550	10 -	<b>53.538</b>	15 -	54.986		
<b>46</b>	<b>John BOWLES</b>	Elden Mk14					
1 -	1:06.035	6 -	55.317	11 -	55.926	16 -	59.722
2 -	56.407	7 -	59.924	12 -	55.555	17 -	1:03.651
3 -	<b>55.285</b>	8 -	55.298	13 -	55.883		
4 -	55.575	9 -	55.623	14 -	56.467		
5 -	56.654	10 -	56.585	15 -	57.177		
<b>47</b>	<b>Jon RANDALL</b>	Lola T324					
1 -	1:06.097	6 -	55.666	11 -	55.686	16 -	59.911
2 -	57.293	7 -	58.703	12 -	55.568	17 -	1:02.772
3 -	55.612	8 -	56.044	13 -	56.184		
4 -	<b>55.531</b>	9 -	55.763	14 -	55.717		
5 -	56.294	10 -	57.114	15 -	57.421		
<b>51</b>	<b>Stuart OLLEY</b>	Delta T79					
1 -	1:05.301	6 -	<b>54.764</b>	11 -	56.052	16 -	57.188
2 -	55.692	7 -	57.883	12 -	54.927	17 -	1:03.082
3 -	56.507	8 -	55.774	13 -	56.674		
4 -	54.902	9 -	55.548	14 -	55.810		
5 -	55.233	10 -	55.073	15 -	55.734		
<b>59</b>	<b>Thomas WHITE</b>	Crossle 33F					
1 -	1:06.987	6 -	54.328	11 -	55.319	16 -	59.055
2 -	57.150	7 -	59.232	12 -	55.651	17 -	1:28.385
3 -	55.466	8 -	<b>54.138</b>	13 -	56.741		
4 -	55.534	9 -	54.958	14 -	55.794		
5 -	54.309	10 -	55.309	15 -	57.242		
<b>63</b>	<b>Eric BAILEY</b>	Royale RP27					
1 -	1:03.928	6 -	53.917	11 -	53.544	16 -	56.837
2 -	54.322	7 -	55.310	12 -	53.494	17 -	1:13.472
3 -	54.123	8 -	54.401	13 -	53.736		
4 -	54.394	9 -	53.353	14 -	55.840		
5 -	54.207	10 -	<b>52.961</b>	15 -	56.039		

Brands Hatch  
Circuit Length = 1.2080 miles.

# Historic Formula Ford 2000

## RACE 1 - LAP ANALYSIS - Brands Hatch - 28 September 2013

(contd.)

<b>64</b>	<b>Benjamin TUSTING</b>	Reynard SF79					
1 -	58.159	6 -	50.558	11 -	50.652	16 -	52.988
2 -	51.477	7 -	50.536	12 -	50.630	17 -	54.386
3 -	51.174	8 -	51.048	13 -	50.601	18 -	56.172
4 -	51.319	9 -	50.692	14 -	50.748		
5 -	51.059	10 -	<b>50.519</b>	15 -	53.480		
<b>70</b>	<b>John TAYLOR</b>	Royale RP27					
1 -	1:04.421	6 -	56.442	11 -	<b>53.564</b>	16 -	56.884
2 -	54.451	7 -	54.661	12 -	54.044	17 -	1:06.818
3 -	54.156	8 -	53.965	13 -	55.099		
4 -	54.749	9 -	54.877	14 -	56.625		
5 -	54.350	10 -	53.922	15 -	55.960		
<b>72</b>	<b>Andrew STORER</b>	Royale RP27					
1 -	57.118	6 -	50.840	11 -	50.961	16 -	53.378
2 -	51.356	7 -	51.249	12 -	51.132	17 -	54.179
3 -	51.186	8 -	51.427	13 -	<b>50.646</b>	18 -	57.992
4 -	51.874	9 -	50.731	14 -	50.854		
5 -	51.197	10 -	50.722	15 -	52.298		
<b>75</b>	<b>Colin WRIGHT</b>	Reynard SF79					
1 -	1:00.421	6 -	52.149	11 -	52.633	16 -	54.056
2 -	52.670	7 -	52.374	12 -	52.414	17 -	1:00.803
3 -	52.523	8 -	52.501	13 -	<b>51.701</b>	18 -	1:03.373
4 -	52.883	9 -	52.313	14 -	52.582		
5 -	52.182	10 -	51.911	15 -	52.902		
<b>97</b>	<b>Perry TUBB</b>	Royale RP9/18					
1 -	1:31.825	6 -	1:06.279	11 -	58.314		
2 -	1:00.939	7 -	59.775				
3 -	1:02.073	8 -	1:00.081				
4 -	1:02.421	9 -	<b>57.745</b>				
5 -	1:02.764	10 -	58.602				

Brands Hatch  
Circuit Length = 1.2080 miles.

# Historic Formula Ford 2000

## RACE 1 - LAP CHART - Brands Hatch - 28 September 2013

Lap 1			Lap 2			Lap 3			Lap 4			Lap 5		
No	Behind	Laptime	No	Behind	Laptime	No	Behind	Laptime	No	Behind	Laptime	No	Behind	Laptime
72		57.118	72		51.356	72		51.186	72		51.874	72		51.197
64	1.041	58.159	64	1.162	51.477	64	1.150	51.174	64	0.595	51.319	64	0.457	51.059
22	1.294	58.412	22	1.898	51.960	22	2.326	51.614	22	1.722	51.270	22	1.578	51.053
6	2.701	59.819	6	3.955	52.610	6	5.601	52.832	97	1 LAP	1:02.073	75	7.948	52.182
75	3.303	1:00.421	75	4.617	52.670	75	5.954	52.523	6	6.667	52.940	33	9.220	52.988
33	4.081	1:01.199	33	5.657	52.932	33	6.653	52.182	75	6.963	52.883	6	9.728	54.258
29	4.557	1:01.675	29	6.056	52.855	29	7.463	52.593	33	7.429	52.650	29	9.950	53.146
7	6.169	1:03.287	7	9.106	54.293	7	12.076	54.156	29	8.001	52.412	97	1 LAP	1:02.421
63	6.810	1:03.928	63	9.776	54.322	63	12.713	54.123	7	14.734	54.532	7	17.679	54.142
70	7.303	1:04.421	70	10.398	54.451	70	13.368	54.156	63	15.233	54.394	63	18.243	54.207
43	7.469	1:04.587	43	10.717	54.604	43	13.583	54.052	43	16.127	54.418	70	19.396	54.350
51	8.183	1:05.301	51	12.519	55.692	28	16.075	53.952	70	16.243	54.749	43	19.480	54.550
46	8.917	1:06.035	28	13.309	55.064	51	17.840	56.507	28	17.728	53.527	28	20.452	53.921
47	8.979	1:06.097	46	13.968	56.407	46	18.067	55.285	51	20.868	54.902	51	24.904	55.233
28	9.601	1:06.719	47	14.916	57.293	47	19.342	55.612	46	21.768	55.575	59	26.715	54.309
59	9.869	1:06.987	59	15.663	57.150	59	19.943	55.466	47	22.999	55.531	46	27.225	56.654
97	34.707	1:31.825	97	44.290	1:00.939				59	23.603	55.534	47	28.096	56.294

Brands Hatch  
Circuit Length = 1.2080 miles.

# Historic Formula Ford 2000

## RACE 1 - LAP CHART - Brands Hatch - 28 September 2013

(contd.)

Lap 6			Lap 7			Lap 8			Lap 9			Lap 10		
No	Behind	Laptime	No	Behind	Laptime	No	Behind	Laptime	No	Behind	Laptime	No	Behind	Laptime
72		50.840	64		50.536	64		51.048	64		50.692	64		50.519
64	0.175	50.558	72	0.538	51.249	72	0.917	51.427	97	2 LAPS	59.775	47	1 LAP	55.763
22	1.729	50.991	22	2.408	51.390	22	3.133	51.773	72	0.956	50.731	72	1.159	50.722
75	9.257	52.149	75	10.920	52.374	75	12.373	52.501	22	3.882	51.441	22	6.572	53.209
33	11.070	52.690	33	13.570	53.211	33	16.513	53.991	75	13.994	52.313	97	2 LAPS	1:00.081
6	12.063	53.175	7	25.364	55.120	63	29.272	54.401	33	19.239	53.418	75	15.386	51.911
29	12.212	53.102	63	25.919	55.310	7	29.494	55.178	63	31.933	53.353	33	21.888	53.168
7	20.955	54.116	43	26.790	54.800	43	29.787	54.045	7	33.181	54.379	63	34.375	52.961
63	21.320	53.917	28	27.761	55.116	28	30.117	53.404	43	34.171	55.076	7	36.863	54.201
43	22.701	54.061	70	28.948	54.661	70	31.865	53.965	28	35.072	55.647	43	37.190	53.538
28	23.356	53.744	51	36.000	57.883	51	40.726	55.774	70	36.050	54.877	28	38.656	54.103
70	24.998	56.442	59	38.724	59.232	59	41.814	54.138	51	45.582	55.548	70	39.453	53.922
97	1 LAP	1:02.764	46	40.915	59.924	46	45.165	55.298	59	46.080	54.958	51	50.136	55.073
51	28.828	54.764	47	40.914	58.703	47	45.910	56.044	46	50.096	55.623			
59	30.203	54.328	97	1 LAP	1:06.279									
46	31.702	55.317												
47	32.922	55.666												

Brands Hatch  
Circuit Length = 1.2080 miles.

# Historic Formula Ford 2000

## RACE 1 - LAP CHART - Brands Hatch - 28 September 2013

(contd.)

Lap 11			Lap 12			Lap 13			Lap 14			Lap 15		
No	Behind	Laptime	No	Behind	Laptime	No	Behind	Laptime	No	Behind	Laptime	No	Behind	Laptime
64		50.652	64		50.630	64		50.601	64		50.748	64		53.480
59	1 LAP	55.309	72	1.970	51.132	72	2.015	50.646	72	2.121	50.854	43	1 LAP	55.951
72	1.468	50.961	59	1 LAP	55.319	51	1 LAP	54.927	22	13.043	52.700	7	1 LAP	56.566
46	1 LAP	56.585	51	1 LAP	56.052	59	1 LAP	55.651	51	1 LAP	56.674	72	0.939	52.298
47	1 LAP	57.114	22	9.612	52.330	22	11.091	52.080	59	1 LAP	56.741	28	1 LAP	55.280
22	7.912	51.992	46	1 LAP	55.926	46	1 LAP	55.555	46	1 LAP	55.883	70	1 LAP	56.625
97	2 LAPS	57.745	47	1 LAP	55.686	47	1 LAP	55.568	75	22.085	52.582	22	12.320	52.757
75	17.367	52.633	75	19.151	52.414	75	20.251	51.701	47	1 LAP	56.184	51	1 LAP	55.810
33	24.965	53.729	97	2 LAPS	58.602	97	2 LAPS	58.314	33	38.405	55.609	59	1 LAP	55.794
63	37.267	53.544	33	28.864	54.529	33	33.544	55.281	63	48.358	55.840	75	21.507	52.902
7	40.446	54.235	63	40.131	53.494	63	43.266	53.736				46	1 LAP	56.467
43	40.830	54.292	7	44.525	54.709	7	48.377	54.453				47	1 LAP	55.717
28	41.720	53.716	43	44.914	54.714	43	48.598	54.285				33	40.057	55.132
70	42.365	53.564	70	45.779	54.044	70	50.277	55.099				63	50.917	56.039
			28	45.846	54.756	28	50.361	55.116						

Brands Hatch  
Circuit Length = 1.2080 miles.

# Historic Formula Ford 2000

## RACE 1 - LAP CHART - Brands Hatch - 28 September 2013

(contd.)

Lap 16			Lap 17			Lap 18			Lap 19			Lap 20		
No	Behind	Laptime	No	Behind	Laptime	No	Behind	Laptime	No	Behind	Laptime	No	Behind	Laptime
64		52.988	64		54.386	64		56.172						
72	1.329	53.378	63	1 LAP	56.837	72	2.942	57.992						
43	1 LAP	54.986	72	1.122	54.179	28	1 LAP	1:00.674						
28	1 LAP	56.357	43	1 LAP	55.208	22	16.265	59.589						
70	1 LAP	55.960	28	1 LAP	55.703	63	1 LAP	1:13.472						
7	1 LAP	59.796	70	1 LAP	56.884	70	1 LAP	1:06.818						
22	12.901	53.569	22	12.848	54.333	43	1 LAP	1:17.718						
51	1 LAP	55.734	7	1 LAP	59.865	51	1 LAP	1:03.082						
59	1 LAP	57.242	51	1 LAP	57.188	75	36.193	1:03.373						
75	22.575	54.056	59	1 LAP	59.055	46	1 LAP	1:03.651						
46	1 LAP	57.177	75	28.992	1:00.803	47	1 LAP	1:02.772						
47	1 LAP	57.421	46	1 LAP	59.722	7	1 LAP	1:34.199						
33	42.404	55.335	47	1 LAP	59.911	33	52.392	1:02.382						
			33	46.182	58.164	59	1 LAP	1:28.385						

Brands Hatch  
Circuit Length = 1.2080 miles.

**HSCC FJHRA Historic Formula Junior Rear Engine  
RACE 2 - QUALIFYING - Brands Hatch - 28 September 2013**

POS	NO	CL	DRIVER	NAT	CAR	TIME	LAPS	GAP	MPH
1	51	E1	Michael HIBBERD		Lotus 27	53.080	10		81.92
2	79	E1	Andrew HIBBERD		Lotus 22	53.261	11	0.181	81.65
3	52	E1	James CLARIDGE		Lola Mk5A	53.830	10	0.750	80.78
4	84	E1	Jack WOODHOUSE		Lotus 20/22	54.077	10	0.997	80.41
5	58	E1	Richard SMEETON		Wainer	54.134	10	1.054	80.33
6	87	D2	Andrew WILKINSON		Lynx T3	54.581	10	1.501	79.67
7	85	D2	John CHISHOLM		Gemini Mk3a	54.728	10	1.648	79.46
8	78	E1	Paul SMEETH		Lotus 22	55.709	10	2.629	78.06
9	37	C2	Andrew TAYLOR		Cooper T56	55.895	10	2.815	77.80
10	73	D2	Noel WOODFORD		Gemini Mk3A	56.212	10	3.132	77.36
11	14	C2	Crispian BESLEY		Cooper T56	56.654	9	3.574	76.76
12	88	E1	Lance WHITEHEAD		Lotus 20	57.838	9	4.758	75.18
13	90	E1	Andrew HAYDEN		Envoy	58.388	8	5.308	74.48
14	59	D2	David HALL		BMC Mk2	1:00.030	9	6.950	72.44

**Weather/Track: Fine/Dry**

**These results are provisional until the conclusion of any judicial and technical matters.**

Brands Hatch  
Circuit Length = 1.2080 miles.  
Start: 09:17 End: 09:28

Clerk of the Course:		Timekeeper:
----------------------	--	-------------



**HSCC FJHRA Historic Formula Junior Rear Engine  
RACE 2 - LAP ANALYSIS - Brands Hatch - 28 September 2013**

<b>14</b>	<b>Crispian BESLEY</b>	Cooper T56
1 -	7:19.914	6 - 57.171
2 -	58.427	7 - 58.365
3 -	58.778	8 - 1:44.015P
4 -	57.433	9 - 1:02.678
5 -	<b>56.654</b>	
<b>37</b>	<b>Andrew TAYLOR</b>	Cooper T56
1 -	7:10.981	6 - 55.950
2 -	59.780	7 - 55.982
3 -	57.961	8 - 58.961
4 -	56.641	9 - 56.024
5 -	<b>55.895</b>	10 - 55.951
<b>51</b>	<b>Michael HIBBERD</b>	Lotus 27
1 -	7:06.309	6 - 54.335
2 -	57.612	7 - 54.411
3 -	55.051	8 - <b>53.080</b>
4 -	56.521	9 - 1:04.353
5 -	58.384	10 - 1:01.680
<b>52</b>	<b>James CLARIDGE</b>	Lola Mk5A
1 -	7:12.707	6 - 54.027
2 -	57.599	7 - <b>53.830</b>
3 -	55.938	8 - 1:13.089
4 -	54.957	9 - 54.905
5 -	54.465	10 - 54.701
<b>58</b>	<b>Richard SMEETON</b>	Wainer
1 -	7:15.604	6 - 54.263
2 -	56.335	7 - <b>54.134</b>
3 -	55.032	8 - 1:00.552
4 -	54.932	9 - 55.694
5 -	54.599	10 - 55.454
<b>59</b>	<b>David HALL</b>	BMC Mk2
1 -	7:21.629	6 - <b>1:00.030</b>
2 -	1:01.587	7 - 1:00.937
3 -	1:00.846	8 - 1:00.934
4 -	1:00.588	9 - 1:01.372
5 -	1:00.507	

Brands Hatch  
Circuit Length = 1.2080 miles.

**HSCC FJHRA Historic Formula Junior Rear Engine**  
**RACE 2 - LAP ANALYSIS - Brands Hatch - 28 September 2013**  
 (contd.)

<b>73</b>	<b>Noel WOODFORD</b>	Gemini Mk3A		
1 -	7:10.777	6 -	<b>56.212</b>	
2 -	57.952	7 -	56.562	
3 -	57.425	8 -	56.744	
4 -	56.941	9 -	56.468	
5 -	56.555	10 -	56.506	
<b>78</b>	<b>Paul SMEETH</b>	Lotus 22		
1 -	7:18.313	6 -	56.748	
2 -	58.893	7 -	55.946	
3 -	58.276	8 -	55.781	
4 -	57.217	9 -	<b>55.709</b>	
5 -	56.405	10 -	56.401	
<b>79</b>	<b>Andrew HIBBERD</b>	Lotus 22		
1 -	6:53.268	6 -	54.450	11 - 54.080
2 -	54.620	7 -	<b>53.261</b>	
3 -	53.861	8 -	53.502	
4 -	54.155	9 -	54.903	
5 -	53.607	10 -	53.372	
<b>84</b>	<b>Jack WOODHOUSE</b>	Lotus 20/22		
1 -	6:56.686	6 -	54.205	
2 -	57.948	7 -	<b>54.077</b>	
3 -	56.165	8 -	1:02.133	
4 -	55.609	9 -	54.447	
5 -	54.836	10 -	56.373	
<b>85</b>	<b>John CHISHOLM</b>	Gemini Mk3a		
1 -	7:04.672	6 -	<b>54.728</b>	
2 -	57.082	7 -	55.752	
3 -	55.943	8 -	55.217	
4 -	55.552	9 -	55.239	
5 -	54.884	10 -	55.302	
<b>87</b>	<b>Andrew WILKINSON</b>	Lynx T3		
1 -	7:05.466	6 -	56.555	
2 -	57.379	7 -	<b>54.581</b>	
3 -	55.953	8 -	54.939	
4 -	54.869	9 -	56.296	
5 -	55.551	10 -	55.405	


Brands Hatch  
 Circuit Length = 1.2080 miles.

**HSCC FJHRA Historic Formula Junior Rear Engine**  
**RACE 2 - LAP ANALYSIS - Brands Hatch - 28 September 2013**  
(contd.)

<b>88</b>	<b>Lance WHITEHEAD</b>	Lotus 20
1 - 7:27.719	6 - 58.734	
2 - 1:02.148	7 - 59.474	
3 - 59.355	8 - 58.816	
4 - 59.226	9 - <b>57.838</b>	
5 - 59.264		
<b>90</b>	<b>Andrew HAYDEN</b>	Envoy
1 - 7:16.641	6 - <b>58.388</b>	
2 - 59.832	7 - 1:00.375	
3 - 1:00.960	8 - 2:30.928P	
4 - 59.359		
5 - 58.415		

Brands Hatch  
Circuit Length = 1.2080 miles.

**HSCC FJHRA Historic Formula Junior Rear Engine  
RACE 2 - STARTING GRID - Brands Hatch - 28 September 2013**

ROW 7	90 HAYDEN	59 HALL
ROW 6	14 BESLEY	88 WHITEHEAD
ROW 5	37 TAYLOR	73 WOODFORD
ROW 4	85 CHISHOLM	78 SMEETH
ROW 3	58 SMEETON	87 WILKINSON
ROW 2	52 CLARIDGE	84 WOODHOUSE
ROW 1	51 HIBBERD	79 HIBBERD
	<b>POLE</b>	
		

Brands Hatch  
Circuit Length = 1.2080 miles.

Clerk of the Course:		Timekeeper:
----------------------	--	-------------

# HSCC FJHRA Historic Formula Junior Rear Engine

## RACE 2 - CLASSIFICATION - Brands Hatch - 28 September 2013

POS	NO	CL	DRIVER	NAT	CAR	TIME	LAPS	GAP	MPH	BEST
1	79	E1	Andrew HIBBERD		Lotus 22	20:03.383	17		61.49	1:07.768
2	52	E1	James CLARIDGE		Lola Mk5A	20:03.804	17	0.421	61.47	1:07.587
3	84	E1	Jack WOODHOUSE		Lotus 20/22	20:24.740	17	21.357	60.41	1:08.568
4	58	E1	Richard SMEETON		Wainer	20:24.893	17	21.510	60.41	1:07.233
5	85	D2	John CHISHOLM		Gemini Mk3a	20:26.038	17	22.655	60.35	1:08.874
6	87	D2	Andrew WILKINSON		Lynx T3	20:41.057	17	37.674	59.62	1:10.134
7	37	C2	Andrew TAYLOR		Cooper T56	20:44.155	17	40.772	59.47	1:10.046
8	73	D2	Noel WOODFORD		Gemini Mk3A	20:44.324	17	40.941	59.46	1:09.417
9	14	C2	Crispian BESLEY		Cooper T56	20:52.766	17	49.383	59.06	1:10.459
10	78	E1	Paul SMEETH		Lotus 22	21:01.733	17	58.350	58.64	1:12.029
11	90	E1	Andrew HAYDEN		Envoy	21:06.456	17	1:03.073	58.42	1:11.140
12	59	D1	David HALL		BMC Mk2	21:06.704	17	1:03.321	58.41	1:10.946

### NOT CLASSIFIED

51	E1	Michael HIBBERD		Lotus 27	7:18.811	5	D.N.F.	49.70	1:13.217
----	----	-----------------	--	----------	----------	---	--------	-------	----------

### FASTEST LAP

58	E1	Richard SMEETON		Wainer	1:07.233	17	64.68mph	104.09kph
85	D2	John CHISHOLM		Gemini Mk3a	1:08.874	17	63.14mph	101.61kph
37	C2	Andrew TAYLOR		Cooper T56	1:10.046	17	62.08mph	99.91kph
59	D1	David HALL		BMC Mk2	1:10.946	17	61.29mph	98.64kph

Weather/Track: Cloudy / Damp

These results are provisional until the conclusion of any judicial and technical matters.

Brands Hatch  
Circuit Length = 1.2080 miles.  
Start: 13.26 End: 13.46

Clerk of the Course:

Timekeeper:

# HSCC FJHRA Historic Formula Junior Rear Engine

## RACE 2 - LAP ANALYSIS - Brands Hatch - 28 September 2013

<b>14</b>	<b>Crispian BESLEY</b>	Cooper T56	
1 - 1:25.500	6 - 1:12.809	11 - 1:12.681	16 - 1:10.587
2 - 1:17.662	7 - 1:12.817	12 - 1:13.716	17 - <b>1:10.459</b>
3 - 1:14.403	8 - 1:12.857	13 - 1:12.353	
4 - 1:14.562	9 - 1:12.172	14 - 1:11.129	
5 - 1:12.990	10 - 1:14.229	15 - 1:11.840	
<b>37</b>	<b>Andrew TAYLOR</b>	Cooper T56	
1 - 1:25.444	6 - 1:12.172	11 - 1:12.195	16 - 1:10.434
2 - 1:16.685	7 - 1:13.037	12 - 1:11.793	17 - <b>1:10.046</b>
3 - 1:14.850	8 - 1:12.734	13 - 1:11.251	
4 - 1:13.854	9 - 1:12.560	14 - 1:11.023	
5 - 1:12.620	10 - 1:12.438	15 - 1:11.019	
<b>51</b>	<b>Michael HIBBERD</b>	Lotus 27	
1 - 1:21.335			
2 - 1:15.216			
3 - 2:10.962P			
4 - 1:18.081			
5 - <b>1:13.217</b>			
<b>52</b>	<b>James CLARIDGE</b>	Lola Mk5A	
1 - 1:20.845	6 - 1:09.635	11 - 1:09.491	16 - 1:07.684
2 - 1:12.330	7 - 1:09.883	12 - 1:08.315	17 - <b>1:07.587</b>
3 - 1:10.190	8 - 1:15.334	13 - 1:07.685	
4 - 1:15.246	9 - 1:10.439	14 - 1:08.705	
5 - 1:10.406	10 - 1:10.855	15 - 1:09.174	
<b>58</b>	<b>Richard SMEETON</b>	Wainer	
1 - 1:20.586	6 - 1:10.474	11 - 1:09.228	16 - 1:08.501
2 - 1:11.936	7 - 1:10.449	12 - 1:08.819	17 - <b>1:07.233</b>
3 - 1:10.667	8 - 1:14.642	13 - 1:09.347	
4 - 1:15.177	9 - 1:28.550	14 - 1:09.134	
5 - 1:10.320	10 - 1:12.176	15 - 1:07.654	
<b>59</b>	<b>David HALL</b>	BMC Mk2	
1 - 1:27.639	6 - 1:13.951	11 - 1:13.261	16 - 1:11.815
2 - 1:17.037	7 - 1:13.610	12 - 1:13.632	17 - <b>1:10.946</b>
3 - 1:14.421	8 - 1:13.953	13 - 1:13.250	
4 - 1:15.024	9 - 1:13.906	14 - 1:12.352	
5 - 1:14.435	10 - 1:14.444	15 - 1:13.028	

Brands Hatch  
Circuit Length = 1.2080 miles.

**HSCC FJHRA Historic Formula Junior Rear Engine**  
**RACE 2 - LAP ANALYSIS - Brands Hatch - 28 September 2013**  
 (contd.)

<b>73</b>	<b>Noel WOODFORD</b>	Gemini Mk3A					
1 -	1:25.215	6 -	1:12.637	11 -	1:12.599	16 -	1:10.032
2 -	1:16.415	7 -	1:12.923	12 -	1:11.450	17 -	1:09.927
3 -	1:15.056	8 -	1:12.467	13 -	1:11.325		
4 -	1:14.730	9 -	1:12.584	14 -	<b>1:09.417</b>		
5 -	1:13.287	10 -	1:14.474	15 -	1:09.786		
<b>78</b>	<b>Paul SMEETH</b>	Lotus 22					
1 -	1:24.542	6 -	1:12.246	11 -	1:12.946	16 -	<b>1:12.029</b>
2 -	1:16.432	7 -	1:13.103	12 -	1:13.545	17 -	1:13.460
3 -	1:15.262	8 -	1:13.162	13 -	1:12.860		
4 -	1:13.808	9 -	1:13.791	14 -	1:13.198		
5 -	1:12.522	10 -	1:14.572	15 -	1:14.255		
<b>79</b>	<b>Andrew HIBBERD</b>	Lotus 22					
1 -	1:17.615	6 -	1:10.871	11 -	1:11.220	16 -	<b>1:07.768</b>
2 -	1:13.179	7 -	1:11.027	12 -	1:10.353	17 -	1:08.101
3 -	1:11.922	8 -	1:12.035	13 -	1:08.879		
4 -	1:10.667	9 -	1:10.887	14 -	1:08.862		
5 -	1:10.595	10 -	1:10.950	15 -	1:08.452		
<b>84</b>	<b>Jack WOODHOUSE</b>	Lotus 20/22					
1 -	1:19.895	6 -	1:12.423	11 -	1:11.097	16 -	1:09.358
2 -	1:13.316	7 -	1:12.172	12 -	1:11.570	17 -	<b>1:08.568</b>
3 -	1:14.251	8 -	1:12.679	13 -	1:10.873		
4 -	1:12.765	9 -	1:12.025	14 -	1:09.906		
5 -	1:13.231	10 -	1:11.101	15 -	1:09.510		
<b>85</b>	<b>John CHISHOLM</b>	Gemini Mk3a					
1 -	1:22.589	6 -	1:11.794	11 -	1:10.890	16 -	1:09.800
2 -	1:14.471	7 -	1:12.014	12 -	1:11.154	17 -	<b>1:08.874</b>
3 -	1:14.506	8 -	1:11.314	13 -	1:10.683		
4 -	1:13.416	9 -	1:11.215	14 -	1:10.326		
5 -	1:12.467	10 -	1:11.462	15 -	1:09.063		
<b>87</b>	<b>Andrew WILKINSON</b>	Lynx T3					
1 -	1:22.822	6 -	1:12.301	11 -	1:12.541	16 -	1:11.058
2 -	1:15.638	7 -	1:11.579	12 -	1:11.376	17 -	<b>1:10.134</b>
3 -	1:14.463	8 -	1:12.604	13 -	1:11.116		
4 -	1:13.218	9 -	1:13.184	14 -	1:11.462		
5 -	1:12.506	10 -	1:12.964	15 -	1:12.091		

Brands Hatch  
 Circuit Length = 1.2080 miles.

**HSCC FJHRA Historic Formula Junior Rear Engine**  
**RACE 2 - LAP ANALYSIS - Brands Hatch - 28 September 2013**  
(contd.)

<b>90</b>	<b>Andrew HAYDEN</b>	Envoy			
1 - 1:27.031	6 - 1:13.646	11 - 1:13.141	16 - 1:12.492		
2 - 1:15.999	7 - 1:13.752	12 - 1:13.821	17 - <b>1:11.140</b>		
3 - 1:15.211	8 - 1:14.864	13 - 1:13.307			
4 - 1:14.868	9 - 1:13.734	14 - 1:12.089			
5 - 1:14.005	10 - 1:14.602	15 - 1:12.754			

Brands Hatch  
Circuit Length = 1.2080 miles.



**HSCC FJHRA Historic Formula Junior Rear Engine  
RACE 2 - LAP CHART - Brands Hatch - 28 September 2013**

Lap 1			Lap 2			Lap 3			Lap 4			Lap 5		
No	Behind	Laptime	No	Behind	Laptime	No	Behind	Laptime	No	Behind	Laptime	No	Behind	Laptime
79		1:17.615	79		1:13.179	79		1:11.922	79		1:10.667	79		1:10.595
84	2.280	1:19.895	58	1.728	1:11.936	58	0.473	1:10.667	58	4.983	1:15.177	51	1 LAP	1:18.081
58	2.971	1:20.586	52	2.381	1:12.330	52	0.649	1:10.190	52	5.228	1:15.246	58	4.708	1:10.320
52	3.230	1:20.845	84	2.417	1:13.316	84	4.746	1:14.251	84	6.844	1:12.765	52	5.039	1:10.406
51	3.720	1:21.335	51	5.757	1:15.216	85	8.850	1:14.506	85	11.599	1:13.416	84	9.480	1:13.231
85	4.974	1:22.589	85	6.266	1:14.471	87	10.207	1:14.463	87	12.758	1:13.218	85	13.471	1:12.467
87	5.207	1:22.822	87	7.666	1:15.638	78	13.520	1:15.262	78	16.661	1:13.808	87	14.669	1:12.506
78	6.927	1:24.542	78	10.180	1:16.432	73	13.970	1:15.056	37	17.450	1:13.854	78	18.588	1:12.522
73	7.600	1:25.215	73	10.836	1:16.415	37	14.263	1:14.850	73	18.033	1:14.730	37	19.475	1:12.620
37	7.829	1:25.444	37	11.335	1:16.685	14	14.849	1:14.403	14	18.744	1:14.562	73	20.725	1:13.287
14	7.885	1:25.500	90	12.236	1:15.999	90	15.525	1:15.211	90	19.726	1:14.868	14	21.139	1:12.990
90	9.416	1:27.031	14	12.368	1:17.662	59	16.381	1:14.421	59	20.738	1:15.024	90	23.136	1:14.005
59	10.024	1:27.639	59	13.882	1:17.037	51	1:04.797	2:10.962P				59	24.578	1:14.435

Brands Hatch  
Circuit Length = 1.2080 miles.

**HSCC FJHRA Historic Formula Junior Rear Engine**  
**RACE 2 - LAP CHART - Brands Hatch - 28 September 2013**  
 (contd.)

Lap 6			Lap 7			Lap 8			Lap 9			Lap 10		
No	Behind	Laptime	No	Behind	Laptime	No	Behind	Laptime	No	Behind	Laptime	No	Behind	Laptime
79		1:10.871	79		1:11.027	79		1:12.035	79		1:10.887	79		1:10.950
52	3.803	1:09.635	52	2.659	1:09.883	52	5.958	1:15.334	52	5.510	1:10.439	52	5.415	1:10.855
51	1 LAP	1:13.217	58	3.733	1:10.449	58	6.340	1:14.642	84	13.959	1:12.025	84	14.110	1:11.101
58	4.311	1:10.474	84	12.177	1:12.172	84	12.821	1:12.679	85	14.988	1:11.215	85	15.500	1:11.462
84	11.032	1:12.423	85	15.381	1:12.014	85	14.660	1:11.314	87	19.517	1:13.184	87	21.531	1:12.964
85	14.394	1:11.794	87	16.651	1:11.579	87	17.220	1:12.604	58	24.003	1:28.550	58	25.229	1:12.176
87	16.099	1:12.301	78	22.039	1:13.103	78	23.166	1:13.162	37	25.158	1:12.560	37	26.646	1:12.438
78	19.963	1:12.246	37	22.786	1:13.037	37	23.485	1:12.734	78	26.070	1:13.791	78	29.692	1:14.572
37	20.776	1:12.172	73	24.387	1:12.923	73	24.819	1:12.467	73	26.516	1:12.584	73	30.040	1:14.474
73	22.491	1:12.637	14	24.867	1:12.817	14	25.689	1:12.857	14	26.974	1:12.172	14	30.253	1:14.229
14	23.077	1:12.809	90	28.636	1:13.752	90	31.465	1:14.864	90	34.312	1:13.734	90	37.964	1:14.602
90	25.911	1:13.646	59	30.241	1:13.610	59	32.159	1:13.953	59	35.178	1:13.906	59	38.672	1:14.444
59	27.658	1:13.951												

Brands Hatch  
 Circuit Length = 1.2080 miles.

**HSCC FJHRA Historic Formula Junior Rear Engine**  
**RACE 2 - LAP CHART - Brands Hatch - 28 September 2013**  
 (contd.)

Lap 11			Lap 12			Lap 13			Lap 14			Lap 15		
No	Behind	Laptime	No	Behind	Laptime	No	Behind	Laptime	No	Behind	Laptime	No	Behind	Laptime
79		1:11.220	79		1:10.353	79		1:08.879	79		1:08.862	79		1:08.452
52	3.686	1:09.491	52	1.648	1:08.315	52	0.454	1:07.685	52	0.297	1:08.705	52	1.019	1:09.174
84	13.987	1:11.097	84	15.204	1:11.570	84	17.198	1:10.873	84	18.242	1:09.906	84	19.300	1:09.510
85	15.170	1:10.890	85	15.971	1:11.154	85	17.775	1:10.683	85	19.239	1:10.326	85	19.850	1:09.063
87	22.852	1:12.541	58	21.703	1:08.819	58	22.171	1:09.347	58	22.443	1:09.134	58	21.645	1:07.654
58	23.237	1:09.228	87	23.875	1:11.376	87	26.112	1:11.116	87	28.712	1:11.462	87	32.351	1:12.091
37	27.621	1:12.195	37	29.061	1:11.793	37	31.433	1:11.251	37	33.594	1:11.023	37	36.161	1:11.019
73	31.419	1:12.599	73	32.516	1:11.450	73	34.962	1:11.325	73	35.517	1:09.417	73	36.851	1:09.786
78	31.418	1:12.946	78	34.610	1:13.545	14	38.551	1:12.353	14	40.818	1:11.129	14	44.206	1:11.840
14	31.714	1:12.681	14	35.077	1:13.716	78	38.591	1:12.860	78	42.927	1:13.198	78	48.730	1:14.255
90	39.885	1:13.141	90	43.353	1:13.821	90	47.781	1:13.307	90	51.008	1:12.089	90	55.310	1:12.754
59	40.713	1:13.261	59	43.992	1:13.632	59	48.363	1:13.250	59	51.853	1:12.352	59	56.429	1:13.028

Brands Hatch  
 Circuit Length = 1.2080 miles.

**HSCC FJHRA Historic Formula Junior Rear Engine**  
**RACE 2 - LAP CHART - Brands Hatch - 28 September 2013**  
 (contd.)

Lap 16			Lap 17			Lap 18			Lap 19			Lap 20		
No	Behind	Laptime	No	Behind	Laptime	No	Behind	Laptime	No	Behind	Laptime	No	Behind	Laptime
79		1:07.768	79		1:08.101									
52	0.935	1:07.684	52	0.421	1:07.587									
84	20.890	1:09.358	84	21.357	1:08.568									
85	21.882	1:09.800	58	21.510	1:07.233									
58	22.378	1:08.501	85	22.655	1:08.874									
87	35.641	1:11.058	87	37.674	1:10.134									
37	38.827	1:10.434	37	40.772	1:10.046									
73	39.115	1:10.032	73	40.941	1:09.927									
14	47.025	1:10.587	14	49.383	1:10.459									
78	52.991	1:12.029	78	58.350	1:13.460									
90	1:00.034	1:12.492	90	1:03.073	1:11.140									
59	1:00.476	1:11.815	59	1:03.321	1:10.946									

Brands Hatch  
 Circuit Length = 1.2080 miles.

# HSCC FJHRA Front Engine

## RACE 6 - QUALIFYING - Brands Hatch - 28 September 2013

POS	NO	CL	DRIVER	NAT	CAR	TIME	LAPS	GAP	MPH
1	11	B2	William MITCHAM		U2 Mk2	56.294	5		77.25
2	34	B2	Richard ELLINGWORTH		Gemini MkII	58.196	12	1.902	74.72
3	31	B2	Justin FLEMING		Lola Mk2	58.200	12	1.906	74.72
4	6	B2	Stephen BARLOW		BMC Mk1	58.422	12	2.128	74.43
5	15	B2	David HALL		BMC Mk1	58.527	12	2.233	74.30
6	23	B1	John ARNOLD		Elva 100	1:00.320	11	4.026	72.09
7	37	A	Martin SHEPPARD		Stanguellini	1:01.194	11	4.900	71.06
8	38	B2	Michael FOWLER		Gemini MkII	1:01.298	11	5.004	70.94
9	26	B2	Roger DEXTER		Elva 100 DKW	1:01.716	11	5.422	70.46
10	22	B2	Anthony SMITH		Elva 100	1:01.807	12	5.513	70.36
11	28	A	Michael ASHLEY-BROWN		Volpini-Fiat Monoposto	1:02.493	10	6.199	69.58
12	7	B2	Duncan RABAGLIATI		Alexis HF1	1:04.675	11	8.381	67.24
13	8	B2	Pat BARFORD		Gemini Mk2	1:04.731	10	8.437	67.18
14	4	B1	Graham BARRON		Gemini MkII	1:07.182	10	10.888	64.73
15	46	C2	Sue SPENCE		Elva 200	1:07.877	10	11.583	64.06
16	3	A	Richard PUGH		Stanguellini FJ	1:07.911	10	11.617	64.03

### Weather/Track:

These results are provisional until the conclusion of any judicial and technical matters.

Brands Hatch  
Circuit Length = 1.2080 miles.  
Start: 10.35 End: 10.47

Clerk of the Course:

Timekeeper:

# HSCC FJHRA Front Engine

## RACE 6 - LAP ANALYSIS - Brands Hatch - 28 September 2013

<b>3</b>	<b>Richard PUGH</b>	Stanguellini FJ
1 - 7:39.624	6 - 1:08.315	
2 - 1:14.320	7 - 1:10.202	
3 - 1:09.644	8 - 1:08.360	
4 - 1:10.014	9 - <b>1:07.911</b>	
5 - 1:09.773	10 - 1:09.087	
<b>4</b>	<b>Graham BARRON</b>	Gemini MkII
1 - 7:52.860	6 - 1:22.487	
2 - 1:12.508	7 - 1:10.065	
3 - 1:09.530	8 - 1:10.389	
4 - <b>1:07.182</b>	9 - 1:09.658	
5 - 1:07.804	10 - 1:10.744	
<b>6</b>	<b>Stephen BARLOW</b>	BMC Mk1
1 - 7:33.185	6 - 1:00.572	11 - <b>58.422</b>
2 - 1:02.223	7 - 1:00.623	12 - 58.547
3 - 1:02.088	8 - 59.934	
4 - 1:00.435	9 - 59.166	
5 - 1:00.362	10 - 59.335	
<b>7</b>	<b>Duncan RABAGLIATI</b>	Alexis HF1
1 - 7:33.292	6 - 1:04.972	11 - 1:06.577
2 - 1:08.389	7 - 1:05.126	
3 - 1:06.209	8 - <b>1:04.675</b>	
4 - 1:04.991	9 - 1:05.251	
5 - 1:04.955	10 - 1:05.078	
<b>8</b>	<b>Pat BARFORD</b>	Gemini Mk2
1 - 7:50.938	6 - 1:08.067	
2 - 1:14.508	7 - 1:06.214	
3 - 1:11.262	8 - 1:06.619	
4 - 1:09.728	9 - 1:05.073	
5 - 1:11.082	10 - <b>1:04.731</b>	
<b>11</b>	<b>William MITCHAM</b>	U2 Mk2
1 - 7:28.228		
2 - 56.965		
3 - 56.622		
4 - <b>56.294</b>		
5 - 57.793		

Brands Hatch  
Circuit Length = 1.2080 miles.

# HSCC FJHRA Front Engine

## RACE 6 - LAP ANALYSIS - Brands Hatch - 28 September 2013

(contd.)

<b>15</b>	<b>David HALL</b>	BMC Mk1
1 - 7:32.716	6 - 1:03.426	11 - 58.760
2 - 1:01.432	7 - 1:01.408	12 - <b>58.527</b>
3 - 59.947	8 - 59.766	
4 - 59.629	9 - 58.903	
5 - 59.223	10 - 1:00.267	
<b>22</b>	<b>Anthony SMITH</b>	Elva 100
1 - 7:30.454	6 - 1:02.295	11 - 1:02.698
2 - 1:04.199	7 - 1:04.590	12 - <b>1:01.807</b>
3 - 1:04.327	8 - 1:01.809	
4 - 1:02.259	9 - 1:06.454	
5 - 1:01.959	10 - 1:01.992	
<b>23</b>	<b>John ARNOLD</b>	Elva 100
1 - 7:40.343	6 - 1:04.153	11 - <b>1:00.320</b>
2 - 1:08.306	7 - 1:01.730	
3 - 1:03.442	8 - 1:00.636	
4 - 1:02.891	9 - 1:02.211	
5 - 1:04.106	10 - 1:00.355	
<b>26</b>	<b>Roger DEXTER</b>	Elva 100 DKW
1 - 7:57.407	6 - 1:03.370	11 - <b>1:01.716</b>
2 - 1:08.384	7 - 1:02.581	
3 - 1:07.052	8 - 1:02.238	
4 - 1:03.665	9 - 1:10.497	
5 - 1:06.238	10 - 1:02.145	
<b>28</b>	<b>Michael ASHLEY-BROWN</b>	Volpini-Fiat Monoposto
1 - 7:51.426	6 - 1:03.036	
2 - 1:08.203	7 - 1:03.338	
3 - 1:04.715	8 - <b>1:02.493</b>	
4 - 1:03.595	9 - 1:02.602	
5 - 1:02.967	10 - 1:03.040	
<b>31</b>	<b>Justin FLEMING</b>	Lola Mk2
1 - 7:53.309	6 - 1:01.991	11 - 59.369
2 - 1:06.761	7 - 1:02.158	12 - 59.267
3 - 1:02.149	8 - 59.659	
4 - 59.863	9 - 1:00.286	
5 - 59.536	10 - <b>58.200</b>	

Brands Hatch  
Circuit Length = 1.2080 miles.

# HSCC FJHRA Front Engine

## RACE 6 - LAP ANALYSIS - Brands Hatch - 28 September 2013


(contd.)

<b>34</b>	<b>Richard ELLINGWORTH</b>	Gemini MkII
1 - 7:36.315	6 - 59.483	11 - <b>58.196</b>
2 - 1:01.119	7 - 1:00.678	12 - 59.873
3 - 1:01.026	8 - 58.868	
4 - 59.766	9 - 58.734	
5 - 58.778	10 - 58.887	
<b>37</b>	<b>Martin SHEPPARD</b>	Stanguellini
1 - 7:43.713	6 - 1:02.697	11 - 1:02.005
2 - 1:08.328	7 - 1:03.922	
3 - 1:03.900	8 - <b>1:01.194</b>	
4 - 1:03.195	9 - 1:04.312	
5 - 1:02.053	10 - 1:02.055	
<b>38</b>	<b>Michael FOWLER</b>	Gemini MkII
1 - 7:43.601	6 - 1:03.989	11 - 1:01.779
2 - 1:05.611	7 - 1:03.363	
3 - 1:03.279	8 - 1:02.292	
4 - <b>1:01.298</b>	9 - 1:05.825	
5 - 1:04.773	10 - 1:03.790	
<b>46</b>	<b>Sue SPENCE</b>	Elva 200
1 - 7:56.440	6 - 1:10.672	
2 - 1:13.580	7 - 1:10.582	
3 - 1:10.991	8 - 1:14.468	
4 - 1:08.276	9 - <b>1:07.877</b>	
5 - 1:12.983	10 - 1:08.130	

Brands Hatch  
Circuit Length = 1.2080 miles.



**HSCC FJHRA Front Engine  
RACE 6 - STARTING GRID - Brands Hatch - 28 September 2013**

ROW 8	46	SPENCE	3	PUGH
ROW 7	8	BARFORD	4	BARRON
ROW 6	28	ASHLEY-BROWN	7	RABAGLIATI
ROW 5	26	DEXTER	22	SMITH
ROW 4	37	SHEPPARD	38	FOWLER
ROW 3	15	HALL	23	ARNOLD
ROW 2	31	FLEMING	6	BARLOW
ROW 1	11	MITCHAM	34	ELLINGWORTH
<b>POLE</b>				
				

Brands Hatch  
Circuit Length = 1.2080 miles.

Clerk of the Course:		Timekeeper:
----------------------	--	-------------

# HSCC FJHRA Front Engine

## RACE 6 - CLASSIFICATION - Brands Hatch - 28 September 2013

POS	NO	CL	DRIVER	NAT	CAR	TIME	LAPS	GAP	MPH	BEST
1	11	B2	William MITCHAM		U2 Mk2	20:08.429	21		75.63	56.089
2	34	B2	Richard ELLINGWORTH		Gemini MkII	20:41.216	21	32.787	73.63	57.997
3	31	B2	Justin FLEMING		Lola Mk2	20:48.401	21	39.972	73.20	58.130
4	6	B2	Stephen BARLOW		BMC Mk1	21:03.912	21	55.483	72.31	58.333
5	38	B2	Michael FOWLER		Gemini MkII	20:36.992	20	1 LAP	70.36	1:00.417
6	23	B1	John ARNOLD		Elva 100	20:37.245	20	1 LAP	70.35	1:00.150
7	37	A	Martin SHEPPARD		Stanguellini	20:39.603	20	1 LAP	70.22	1:00.440
8	22	B2	Anthony SMITH		Elva 100	21:00.137	20	1 LAP	69.07	1:01.314
9	8	B2	Pat BARFORD		Gemini Mk2	20:41.357	19	2 LAPS	66.61	1:03.595
10	28	A	Michael ASHLEY-BROWN		Volpini-Fiat Monoposto	20:46.449	19	2 LAPS	66.34	1:03.966
11	7	B2	Duncan RABAGLIATI		Alexis HF1	20:52.457	19	2 LAPS	66.02	1:04.266
12	46	C2	Sue SPENCE		Elva 200	20:55.533	19	2 LAPS	65.86	1:03.776
13	3	A	Richard PUGH		Stanguellini FJ	20:14.684	18	3 LAPS	64.50	1:04.846

### NOT CLASSIFIED

15	B2	David HALL		BMC Mk1	15:25.180	15	D.N.F.	70.58	1:00.029
26	B2	Roger DEXTER		Elva 100 DKW	9:33.738	9	D.N.F.	68.33	1:01.945
4	B1	Graham BARRON		Gemini MkII	8:40.259	7	D.N.F.	58.64	1:06.055

### FASTEST LAP

11	B2	William MITCHAM		U2 Mk2	56.089	4	77.53mph	124.77kph
23	B1	John ARNOLD		Elva 100	1:00.150	14	72.29mph	116.35kph
37	A	Martin SHEPPARD		Stanguellini	1:00.440	16	71.95mph	115.79kph
46	C2	Sue SPENCE		Elva 200	1:03.776	18	68.18mph	109.73kph

Weather/Track: Cloudy / Dry

These results are provisional until the conclusion of any judicial and technical matters.

Brands Hatch  
Circuit Length = 1.2080 miles.  
Start: 15.34 End: 15.54

Clerk of the Course:

Timekeeper:

# HSCC FJHRA Front Engine

## RACE 6 - LAP ANALYSIS - Brands Hatch - 28 September 2013

<b>3</b>	<b>Richard PUGH</b>	Stanguellini FJ							
1 -	1:20.989	6 -	1:08.444	11 -	1:05.664	16 -	1:05.359		
2 -	1:07.772	7 -	1:08.822	12 -	1:05.814	17 -	1:05.534		
3 -	1:06.627	8 -	1:07.490	13 -	1:06.112	18 -	<b>1:04.846</b>		
4 -	1:06.579	9 -	1:06.360	14 -	1:05.278				
5 -	1:09.563	10 -	1:07.740	15 -	1:05.691				
<b>4</b>	<b>Graham BARRON</b>	Gemini MkII							
1 -	1:20.597	6 -	1:10.793						
2 -	1:07.439	7 -	1:34.941P						
3 -	<b>1:06.055</b>								
4 -	1:06.872								
5 -	1:13.562								
<b>6</b>	<b>Stephen BARLOW</b>	BMC Mk1							
1 -	1:20.510	6 -	58.462	11 -	58.704	16 -	59.232	21 -	58.381
2 -	1:02.106	7 -	59.202	12 -	58.748	17 -	58.586		
3 -	58.585	8 -	<b>58.333</b>	13 -	58.688	18 -	58.674		
4 -	1:00.750	9 -	58.907	14 -	1:00.470	19 -	59.445		
5 -	59.055	10 -	59.394	15 -	59.197	20 -	58.483		
<b>7</b>	<b>Duncan RABAGLIATI</b>	Alexis HF1							
1 -	1:18.529	6 -	1:04.766	11 -	1:04.827	16 -	1:06.352		
2 -	1:06.256	7 -	<b>1:04.266</b>	12 -	1:05.309	17 -	1:04.969		
3 -	1:04.457	8 -	1:04.557	13 -	1:04.334	18 -	1:05.165		
4 -	1:05.323	9 -	1:04.859	14 -	1:05.545	19 -	1:05.940		
5 -	1:04.997	10 -	1:06.391	15 -	1:05.615				
<b>8</b>	<b>Pat BARFORD</b>	Gemini Mk2							
1 -	1:17.581	6 -	1:04.041	11 -	1:04.893	16 -	1:05.916		
2 -	1:05.708	7 -	1:04.786	12 -	1:03.759	17 -	1:04.043		
3 -	1:04.538	8 -	1:04.078	13 -	1:04.953	18 -	1:05.693		
4 -	1:04.864	9 -	<b>1:03.595</b>	14 -	1:04.468	19 -	1:03.917		
5 -	1:04.725	10 -	1:05.134	15 -	1:04.665				
<b>11</b>	<b>William MITCHAM</b>	U2 Mk2							
1 -	1:03.968	6 -	57.172	11 -	56.345	16 -	56.378	21 -	59.160
2 -	56.461	7 -	58.387	12 -	59.584	17 -	57.083		
3 -	56.504	8 -	56.975	13 -	58.217	18 -	57.967		
4 -	<b>56.089</b>	9 -	56.465	14 -	56.354	19 -	57.244		
5 -	56.360	10 -	56.344	15 -	56.478	20 -	58.894		

Brands Hatch  
Circuit Length = 1.2080 miles.

# HSCC FJHRA Front Engine

## RACE 6 - LAP ANALYSIS - Brands Hatch - 28 September 2013

(contd.)

<b>15</b>	<b>David HALL</b>	BMC Mk1							
1 -	1:10.787	6 -	1:00.698	11 -	1:01.071				
2 -	1:01.835	7 -	1:01.292	12 -	1:00.191				
3 -	1:01.427	8 -	1:00.778	13 -	1:00.358				
4 -	1:01.690	9 -	<b>1:00.029</b>	14 -	1:02.667				
5 -	1:00.821	10 -	1:00.596	15 -	1:00.940				
<b>22</b>	<b>Anthony SMITH</b>	Elva 100							
1 -	1:13.984	6 -	1:02.367	11 -	1:02.227	16 -	1:02.368		
2 -	1:03.406	7 -	1:02.069	12 -	<b>1:01.314</b>	17 -	1:02.997		
3 -	1:01.819	8 -	1:02.027	13 -	1:01.676	18 -	1:02.733		
4 -	1:04.367	9 -	1:02.544	14 -	1:03.121	19 -	1:02.119		
5 -	1:01.720	10 -	1:02.340	15 -	1:02.676	20 -	1:02.263		
<b>23</b>	<b>John ARNOLD</b>	Elva 100							
1 -	1:13.092	6 -	1:01.025	11 -	1:01.106	16 -	1:00.956		
2 -	1:02.821	7 -	1:01.149	12 -	1:01.392	17 -	1:01.516		
3 -	1:02.317	8 -	1:00.322	13 -	1:01.242	18 -	1:00.653		
4 -	1:01.538	9 -	1:01.622	14 -	<b>1:00.150</b>	19 -	1:01.210		
5 -	1:01.876	10 -	1:01.063	15 -	1:00.890	20 -	1:01.305		
<b>26</b>	<b>Roger DEXTER</b>	Elva 100 DKW							
1 -	1:13.752	6 -	1:02.273						
2 -	1:02.902	7 -	1:02.206						
3 -	1:02.650	8 -	<b>1:01.945</b>						
4 -	1:03.173	9 -	1:02.696						
5 -	1:02.141								
<b>28</b>	<b>Michael ASHLEY-BROWN</b>	Volpini-Fiat Monoposto							
1 -	1:18.816	6 -	1:05.131	11 -	1:04.652	16 -	<b>1:03.966</b>		
2 -	1:06.458	7 -	1:04.872	12 -	1:04.616	17 -	1:04.275		
3 -	1:05.480	8 -	1:05.231	13 -	1:04.450	18 -	1:04.013		
4 -	1:04.853	9 -	1:05.555	14 -	1:04.595	19 -	1:04.215		
5 -	1:05.256	10 -	1:04.866	15 -	1:05.149				
<b>31</b>	<b>Justin FLEMING</b>	Lola Mk2							
1 -	1:07.173	6 -	59.256	11 -	1:00.991	16 -	58.346	21 -	59.557
2 -	59.249	7 -	59.321	12 -	58.618	17 -	59.418		
3 -	59.564	8 -	58.420	13 -	58.581	18 -	59.168		
4 -	59.441	9 -	58.620	14 -	58.229	19 -	58.146		
5 -	59.538	10 -	1:00.200	15 -	58.435	20 -	<b>58.130</b>		

Brands Hatch  
Circuit Length = 1.2080 miles.

# HSCC FJHRA Front Engine

## RACE 6 - LAP ANALYSIS - Brands Hatch - 28 September 2013

(contd.)

<b>34</b>	<b>Richard ELLINGWORTH</b>					Gemini MkII			
1 -	1:05.655	6 -	58.973	11 -	58.504	16 -	59.063	21 -	59.189
2 -	59.078	7 -	1:00.173	12 -	<b>57.997</b>	17 -	58.216		
3 -	58.694	8 -	59.405	13 -	58.447	18 -	58.572		
4 -	58.934	9 -	58.208	14 -	58.108	19 -	59.115		
5 -	59.265	10 -	58.798	15 -	58.240	20 -	58.582		
<b>37</b>	<b>Martin SHEPPARD</b>					Stanguellini			
1 -	1:12.453	6 -	1:02.017	11 -	1:01.127	16 -	<b>1:00.440</b>		
2 -	1:02.465	7 -	1:01.125	12 -	1:01.726	17 -	1:00.930		
3 -	1:03.110	8 -	1:00.801	13 -	1:00.742	18 -	1:00.802		
4 -	1:01.500	9 -	1:00.557	14 -	1:02.171	19 -	1:01.771		
5 -	1:02.699	10 -	1:00.595	15 -	1:00.685	20 -	1:01.887		
<b>38</b>	<b>Michael FOWLER</b>					Gemini MkII			
1 -	1:12.988	6 -	1:01.310	11 -	1:01.562	16 -	1:00.883		
2 -	1:02.074	7 -	1:01.389	12 -	1:01.060	17 -	1:01.342		
3 -	1:01.822	8 -	1:00.884	13 -	1:00.830	18 -	1:00.683		
4 -	1:01.475	9 -	1:01.982	14 -	<b>1:00.417</b>	19 -	1:01.235		
5 -	1:01.378	10 -	1:00.761	15 -	1:01.320	20 -	1:01.597		
<b>46</b>	<b>Sue SPENCE</b>					Elva 200			
1 -	1:19.403	6 -	1:05.362	11 -	1:05.377	16 -	1:04.593		
2 -	1:06.895	7 -	1:05.144	12 -	1:04.806	17 -	1:05.078		
3 -	1:05.524	8 -	1:03.900	13 -	1:04.899	18 -	<b>1:03.776</b>		
4 -	1:05.929	9 -	1:05.724	14 -	1:04.677	19 -	1:06.940		
5 -	1:05.243	10 -	1:05.151	15 -	1:07.112				

Brands Hatch  
Circuit Length = 1.2080 miles.

# HSCC FJHRA Front Engine

## RACE 6 - LAP CHART - Brands Hatch - 28 September 2013

Lap 1			Lap 2			Lap 3			Lap 4			Lap 5		
No	Behind	Laptime	No	Behind	Laptime	No	Behind	Laptime	No	Behind	Laptime	No	Behind	Laptime
11		1:03.968	11		56.461	11		56.504	11		56.089	11		56.360
34	1.687	1:05.655	34	4.304	59.078	34	6.494	58.694	34	9.339	58.934	34	12.244	59.265
31	3.205	1:07.173	31	5.993	59.249	31	9.053	59.564	31	12.405	59.441	31	15.583	59.538
15	6.819	1:10.787	15	12.193	1:01.835	15	17.116	1:01.427	15	22.717	1:01.690	15	27.178	1:00.821
37	8.485	1:12.453	37	14.489	1:02.465	38	19.951	1:01.822	38	25.337	1:01.475	38	30.355	1:01.378
38	9.020	1:12.988	38	14.633	1:02.074	37	21.095	1:03.110	37	26.506	1:01.500	6	31.624	59.055
23	9.124	1:13.092	23	15.484	1:02.821	23	21.297	1:02.317	23	26.746	1:01.538	23	32.262	1:01.876
26	9.784	1:13.752	26	16.225	1:02.902	22	22.276	1:01.819	6	28.929	1:00.750	37	32.845	1:02.699
22	10.016	1:13.984	22	16.961	1:03.406	26	22.371	1:02.650	26	29.455	1:03.173	26	35.236	1:02.141
8	13.613	1:17.581	6	22.187	1:02.106	6	24.268	58.585	22	30.554	1:04.367	22	35.914	1:01.720
7	14.561	1:18.529	8	22.860	1:05.708	8	30.894	1:04.538	8	39.669	1:04.864	8	48.034	1:04.725
28	14.848	1:18.816	7	24.356	1:06.256	7	32.309	1:04.457	7	41.543	1:05.323	7	50.180	1:04.997
46	15.435	1:19.403	28	24.845	1:06.458	28	33.821	1:05.480	28	42.585	1:04.853	28	51.481	1:05.256
6	16.542	1:20.510	46	25.869	1:06.895	46	34.889	1:05.524	46	44.729	1:05.929	46	53.612	1:05.243
4	16.629	1:20.597	4	27.607	1:07.439	4	37.158	1:06.055	4	47.941	1:06.872			
3	17.021	1:20.989	3	28.332	1:07.772	3	38.455	1:06.627	3	48.945	1:06.579			

Brands Hatch  
Circuit Length = 1.2080 miles.

# HSCC FJHRA Front Engine

## RACE 6 - LAP CHART - Brands Hatch - 28 September 2013

(contd.)

Lap 6			Lap 7			Lap 8			Lap 9			Lap 10		
No	Behind	Laptime	No	Behind	Laptime	No	Behind	Laptime	No	Behind	Laptime	No	Behind	Laptime
11		57.172	11		58.387	11		56.975	11		56.465	11		56.344
3	1 LAP	1:09.563	28	1 LAP	1:05.131	8	1 LAP	1:04.786	4	2 LAPS	1:34.941P	8	1 LAP	1:03.595
4	1 LAP	1:13.562	46	1 LAP	1:05.362	7	1 LAP	1:04.266	8	1 LAP	1:04.078	34	22.458	58.798
34	14.045	58.973	3	1 LAP	1:08.444	28	1 LAP	1:04.872	7	1 LAP	1:04.557	7	1 LAP	1:04.859
31	17.667	59.256	34	15.831	1:00.173	46	1 LAP	1:05.144	28	1 LAP	1:05.231	31	26.057	1:00.200
15	30.704	1:00.698	31	18.601	59.321	34	18.261	59.405	46	1 LAP	1:03.900	28	1 LAP	1:05.555
6	32.914	58.462	4	1 LAP	1:10.793	31	20.046	58.420	34	20.004	58.208	46	1 LAP	1:05.724
38	34.493	1:01.310	15	33.609	1:01.292	3	1 LAP	1:08.822	31	22.201	58.620	6	40.579	59.394
23	36.115	1:01.025	6	33.729	59.202	6	35.087	58.333	6	37.529	58.907	15	45.228	1:00.596
37	37.690	1:02.017	38	37.495	1:01.389	15	37.412	1:00.778	3	1 LAP	1:07.490	3	1 LAP	1:06.360
26	40.337	1:02.273	23	38.877	1:01.149	38	41.404	1:00.884	15	40.976	1:00.029	38	51.338	1:00.761
22	41.109	1:02.367	37	40.428	1:01.125	23	42.224	1:00.322	38	46.921	1:01.982	23	52.100	1:01.063
8	54.903	1:04.041	26	44.156	1:02.206	37	44.254	1:00.801	23	47.381	1:01.622	37	52.597	1:00.595
7	57.774	1:04.766	22	44.791	1:02.069	26	49.126	1:01.945	37	48.346	1:00.557			
						22	49.843	1:02.027	26	55.357	1:02.696			
									22	55.922	1:02.544			

Brands Hatch  
Circuit Length = 1.2080 miles.

# HSCC FJHRA Front Engine

## RACE 6 - LAP CHART - Brands Hatch - 28 September 2013

(contd.)

Lap 11			Lap 12			Lap 13			Lap 14			Lap 15		
No	Behind	Laptime	No	Behind	Laptime	No	Behind	Laptime	No	Behind	Laptime	No	Behind	Laptime
11		56.345	11		59.584	11		58.217	11		56.354	11		56.478
22	1 LAP	1:02.340	22	1 LAP	1:02.227	23	1 LAP	1:01.392	38	1 LAP	1:00.830	46	2 LAPS	1:04.899
34	24.617	58.504	34	23.030	57.997	37	1 LAP	1:01.726	23	1 LAP	1:01.242	15	1 LAP	1:02.667
8	1 LAP	1:05.134	31	29.737	58.618	3	2 LAPS	1:05.664	37	1 LAP	1:00.742	38	1 LAP	1:00.417
31	30.703	1:00.991	8	1 LAP	1:04.893	22	1 LAP	1:01.314	22	1 LAP	1:01.676	23	1 LAP	1:00.150
7	1 LAP	1:06.391	7	1 LAP	1:04.827	34	23.260	58.447	3	2 LAPS	1:05.814	37	1 LAP	1:02.171
28	1 LAP	1:04.866	28	1 LAP	1:04.652	31	30.101	58.581	34	25.014	58.108	22	1 LAP	1:03.121
46	1 LAP	1:05.151	6	42.102	58.748	8	1 LAP	1:03.759	31	31.976	58.229	3	2 LAPS	1:06.112
6	42.938	58.704	46	1 LAP	1:05.377	6	42.573	58.688	6	46.689	1:00.470	34	26.776	58.240
15	49.954	1:01.071	15	50.561	1:00.191	7	1 LAP	1:05.309	8	1 LAP	1:04.953	31	33.933	58.435
38	56.555	1:01.562	38	58.031	1:01.060	28	1 LAP	1:04.616	7	1 LAP	1:04.334	6	49.408	59.197
23	56.861	1:01.106				46	1 LAP	1:04.806	28	1 LAP	1:04.450	8	1 LAP	1:04.468
37	57.379	1:01.127				15	52.702	1:00.358						
3	1 LAP	1:07.740												

Brands Hatch  
Circuit Length = 1.2080 miles.



# HSCC FJHRA Front Engine

## RACE 6 - LAP CHART - Brands Hatch - 28 September 2013

(contd.)

Lap 16			Lap 17			Lap 18			Lap 19			Lap 20		
No	Behind	Laptime	No	Behind	Laptime	No	Behind	Laptime	No	Behind	Laptime	No	Behind	Laptime
11		56.378	11		57.083	11		57.967	11		57.244	11		58.894
7	2 LAPS	1:05.545	8	2 LAPS	1:04.665	8	2 LAPS	1:05.916	8	2 LAPS	1:04.043	3	3 LAPS	1:05.534
28	2 LAPS	1:04.595	28	2 LAPS	1:05.149	38	1 LAP	1:01.342	38	1 LAP	1:00.683	38	1 LAP	1:01.235
15	1 LAP	1:00.940	7	2 LAPS	1:05.615	28	2 LAPS	1:03.966	23	1 LAP	1:00.653	23	1 LAP	1:01.210
46	2 LAPS	1:04.677	38	1 LAP	1:00.883	23	1 LAP	1:01.516	37	1 LAP	1:00.802	8	2 LAPS	1:05.693
38	1 LAP	1:01.320	23	1 LAP	1:00.956	37	1 LAP	1:00.930	28	2 LAPS	1:04.275	37	1 LAP	1:01.771
23	1 LAP	1:00.890	37	1 LAP	1:00.440	7	2 LAPS	1:06.352	7	2 LAPS	1:04.969	34	32.758	58.582
37	1 LAP	1:00.685	46	2 LAPS	1:07.112	46	2 LAPS	1:04.593	34	33.070	59.115	28	2 LAPS	1:04.013
34	29.461	59.063	34	30.594	58.216	34	31.199	58.572	46	2 LAPS	1:05.078	7	2 LAPS	1:05.165
22	1 LAP	1:02.676	22	1 LAP	1:02.368	31	39.437	59.168	31	40.339	58.146	46	2 LAPS	1:03.776
3	2 LAPS	1:05.278	31	38.236	59.418	22	1 LAP	1:02.997	22	1 LAP	1:02.733	31	39.575	58.130
31	35.901	58.346	3	2 LAPS	1:05.691	3	2 LAPS	1:05.359	6	56.673	59.445	22	1 LAP	1:02.119
6	52.262	59.232	6	53.765	58.586	6	54.472	58.674				6	56.262	58.483

Brands Hatch  
Circuit Length = 1.2080 miles.

# HSCC FJHRA Front Engine

## RACE 6 - LAP CHART - Brands Hatch - 28 September 2013

(contd.)

Lap 21			Lap 22			Lap 23			Lap 24			Lap 25		
No	Behind	Laptime	No	Behind	Laptime	No	Behind	Laptime	No	Behind	Laptime	No	Behind	Laptime
11		59.160												
3	3 LAPS	1:04.846												
38	1 LAP	1:01.597												
23	1 LAP	1:01.305												
37	1 LAP	1:01.887												
34	32.787	59.189												
8	2 LAPS	1:03.917												
28	2 LAPS	1:04.215												
31	39.972	59.557												
7	2 LAPS	1:05.940												
46	2 LAPS	1:06.940												
22	1 LAP	1:02.263												
6	55.483	58.381												

Brands Hatch  
Circuit Length = 1.2080 miles.

# Historic Road Sports

## RACE 3 - QUALIFYING - Brands Hatch - 28 September 2013

POS	NO	CL	DRIVER	NAT	CAR	TIME	LAPS	GAP	MPH
1	52	C	Justin MURPHY		Ginetta G4	56.749	12		76.63
2	9	C	Roger WAITE		Lotus Elan S1	57.260	12	0.511	75.94
3	32	C	Patrick WARD-BOOTH		Ginetta G4	57.663	8	0.914	75.41
4	69	C	Andy SHEPHERD		Lotus Seven S2	57.827	6	1.078	75.20
5	5	C	Peter SHAW		Lotus Elan S1	58.333	12	1.584	74.55
6	99	G	Chris KEEN		Marcos 1800GT	58.536	12	1.787	74.29
7	7	C	Simon HAUGHTON		Lotus 7	58.539	12	1.790	74.28
8	36	C	Frazer GIBNEY		Lotus Elan S1	59.897	10	3.148	72.60
9	51	C	Shad EDDIN		Ginetta G4	1:00.042	8	3.293	72.42
10	11	G	Mark MARTIN		Lotus 26r	1:00.354	12	3.605	72.05
11	47	C	Sam THOMAS		TVR Vixen	1:00.962	11	4.213	71.33
12	58	D	Antony ROSS		Alfa Romeo Spyder 1750	1:01.339	11	4.590	70.89
13	55	A	Nick SAVAGE		Chevrolet Camaro	1:01.424	11	4.675	70.80
14	31	E	Ian BURFORD		MG Lenham Le Mans	1:01.536	11	4.787	70.67
15	4	D	Stephen WINTER		Porsche 911	1:01.580	11	4.831	70.62
16	96	G	Colin KINGSNORTH		MG B	1:01.810	11	5.061	70.35
17	39	D	Peter COLLIS		MG B	1:02.243	10	5.494	69.86
18	80	D	John SHAW		Porsche 911	1:02.517	11	5.768	69.56
19	17	A	Adam SIMMONDS		Ford Mustang	1:03.204	11	6.455	68.80
20	91	F	Richard OWEN		Triumph TR2	1:04.306	11	7.557	67.62
21	22	E	Tony DAVIS		Austin Healey Sprite Mk1	1:04.535	10	7.786	67.38
22	23	E	Shaun HADDRELL		Turner Mk1	1:06.158	10	9.409	65.73
23	21	E	Peter CHAPPELL		Austin Healey Sprite Mk1	1:08.198	10	11.449	63.76
24	35	C	Richard DISBROW		Turner Mk 2	1:08.936	10	12.187	63.08
25	45	D	Johan DENEKAMP		Alfa Romeo GTV	1:09.143	10	12.394	62.89

Weather/Track: Fine/Dry

These results are provisional until the conclusion of any judicial and technical matters.

Brands Hatch

Circuit Length = 1.2080 miles.

Start: 09:33 End: 09:45

Clerk of the Course:

Timekeeper:

## Historic Road Sports

### RACE 3 - LAP ANALYSIS - Brands Hatch - 28 September 2013

<b>4</b>	<b>Stephen WINTER</b>	Porsche 911
1 - 1:51.160	6 - 1:04.192	11 - 1:01.720
2 - 1:01.722	7 - 1:02.829	
3 - 1:09.658	8 - 1:03.546	
4 - 1:02.270	9 - 1:02.378	
5 - 1:02.370	10 - <b>1:01.580</b>	
<b>5</b>	<b>Peter SHAW</b>	Lotus Elan S1
1 - 1:07.489	6 - 1:00.283	11 - 58.786
2 - <b>58.333</b>	7 - 59.938	12 - 1:31.590P
3 - 58.694	8 - 1:00.070	
4 - 59.615	9 - 59.033	
5 - 1:02.681	10 - 59.123	
<b>7</b>	<b>Simon HAUGHTON</b>	Lotus 7
1 - 1:10.759	6 - 1:00.878	11 - 59.269
2 - 59.994	7 - 1:01.905	12 - <b>58.539</b>
3 - 59.592	8 - 1:00.638	
4 - 1:00.239	9 - 1:01.260	
5 - 1:01.303	10 - 58.891	
<b>9</b>	<b>Roger WAITE</b>	Lotus Elan S1
1 - 1:24.449	6 - 1:00.412	11 - <b>57.260</b>
2 - 59.454	7 - 1:00.094	12 - 1:00.074
3 - 57.454	8 - 58.331	
4 - 1:09.629	9 - 59.807	
5 - 1:00.332	10 - 57.487	
<b>11</b>	<b>Mark MARTIN</b>	Lotus 26r
1 - 1:16.847	6 - 1:02.179	11 - 1:01.719
2 - 1:01.783	7 - 1:04.991	12 - <b>1:00.354</b>
3 - 1:01.104	8 - 1:02.515	
4 - 1:11.192	9 - 1:02.337	
5 - 1:05.355	10 - 1:02.812	
<b>17</b>	<b>Adam SIMMONDS</b>	Ford Mustang
1 - 1:37.985	6 - <b>1:03.204</b>	11 - 1:05.295
2 - 1:06.422	7 - 1:03.341	
3 - 1:04.618	8 - 1:03.454	
4 - 1:03.726	9 - 1:03.260	
5 - 1:03.731	10 - 1:05.384	

Brands Hatch  
Circuit Length = 1.2080 miles.

## Historic Road Sports

### RACE 3 - LAP ANALYSIS - Brands Hatch - 28 September 2013

(contd.)

<b>21</b>	<b>Peter CHAPPELL</b>	Austin Healey Sprite Mk1
1 - 1:33.865	6 - 1:10.383	
2 - 1:12.766	7 - 1:09.177	
3 - 1:18.488	8 - <b>1:08.198</b>	
4 - 1:11.471	9 - 1:08.712	
5 - 1:10.266	10 - 1:08.701	
<b>22</b>	<b>Tony DAVIS</b>	Austin Healey Sprite Mk1
1 - 1:45.863	6 - 1:06.164	
2 - 1:05.394	7 - 1:05.172	
3 - 1:11.507	8 - 1:04.956	
4 - 1:05.840	9 - 1:05.254	
5 - 1:23.096	10 - <b>1:04.535</b>	
<b>23</b>	<b>Shaun HADDRELL</b>	Turner Mk1
1 - 1:34.183	6 - <b>1:06.158</b>	
2 - 1:09.801	7 - 1:06.629	
3 - 1:40.222	8 - 1:07.677	
4 - 1:09.658	9 - 1:10.351	
5 - 1:10.901	10 - 1:07.683	
<b>31</b>	<b>Ian BURFORD</b>	MG Lenham Le Mans
1 - 1:29.274	6 - 1:12.954	11 - 1:04.811
2 - 1:03.857	7 - 1:02.703	
3 - 1:02.808	8 - 1:02.453	
4 - 1:02.464	9 - 1:02.993	
5 - <b>1:01.536</b>	10 - 1:03.255	
<b>32</b>	<b>Patrick WARD-BOOTH</b>	Ginetta G4
1 - 2:18.158	6 - 59.396	
2 - 58.724	7 - <b>57.663</b>	
3 - 1:05.742	8 - 59.576	
4 - 59.167		
5 - 1:00.133		
<b>35</b>	<b>Richard DISBROW</b>	Turner Mk 2
1 - 1:18.755	6 - 1:09.622	
2 - 1:47.892	7 - <b>1:08.936</b>	
3 - 1:12.163	8 - 1:09.310	
4 - 1:10.108	9 - 1:11.859	
5 - 1:11.179	10 - 1:10.899	

Brands Hatch  
Circuit Length = 1.2080 miles.

## Historic Road Sports

### RACE 3 - LAP ANALYSIS - Brands Hatch - 28 September 2013

(contd.)

<b>36</b>	<b>Frazer GIBNEY</b>	Lotus Elan S1
1 - 1:27.535	6 - 1:00.121	
2 - 1:02.341	7 - 1:02.004	
3 - 1:00.847	8 - 1:00.747	
4 - 1:00.168	9 - <b>59.897</b>	
5 - 1:00.226	10 - 1:01.210	
<b>39</b>	<b>Peter COLLIS</b>	MG B
1 - 1:43.532	6 - 1:04.741	
2 - 1:06.763	7 - 1:03.312	
3 - 1:12.449	8 - 1:02.906	
4 - 1:10.148	9 - 1:02.762	
5 - 1:06.516	10 - <b>1:02.243</b>	
<b>45</b>	<b>Johan DENEKAMP</b>	Alfa Romeo GTV
1 - 1:32.861	6 - 1:09.903	
2 - 1:11.337	7 - 1:09.778	
3 - 1:14.884	8 - 1:09.900	
4 - 1:10.592	9 - 1:09.652	
5 - 1:09.925	10 - <b>1:09.143</b>	
<b>47</b>	<b>Sam THOMAS</b>	TVR Vixen
1 - 1:50.416	6 - 1:01.508	11 - 1:01.132
2 - 1:01.640	7 - 1:02.128	
3 - 1:08.422	8 - 1:04.604	
4 - 1:02.147	9 - <b>1:00.962</b>	
5 - 1:02.946	10 - 1:01.708	
<b>51</b>	<b>Shad EDDIN</b>	Ginetta G4
1 - 5:35.951	6 - 1:00.399	
2 - 1:02.893	7 - <b>1:00.042</b>	
3 - 1:03.118	8 - 1:03.049	
4 - 1:00.217		
5 - 1:00.578		
<b>52</b>	<b>Justin MURPHY</b>	Ginetta G4
1 - 1:35.793	6 - 59.475	11 - 57.626
2 - 1:01.206	7 - 58.802	12 - 56.931
3 - 57.856	8 - 57.671	
4 - 58.028	9 - 58.360	
5 - 59.052	10 - <b>56.749</b>	

Brands Hatch  
Circuit Length = 1.2080 miles.

## Historic Road Sports

### RACE 3 - LAP ANALYSIS - Brands Hatch - 28 September 2013

(contd.)

<b>55</b>	<b>Nick SAVAGE</b>	Chevrolet Camaro
1 - 1:42.875	6 - 1:02.114	11 - 1:01.940
2 - 1:02.772	7 - 1:01.473	
3 - 1:03.565	8 - 1:01.779	
4 - 1:03.369	9 - 1:01.749	
5 - <b>1:01.424</b>	10 - 1:02.692	
<b>58</b>	<b>Antony ROSS</b>	Alfa Romeo Spyder 1750
1 - 1:38.985	6 - 1:04.619	11 - <b>1:01.339</b>
2 - 1:06.840	7 - 1:03.400	
3 - 1:15.646	8 - 1:02.669	
4 - 1:04.713	9 - 1:01.716	
5 - 1:03.951	10 - 1:01.558	
<b>69</b>	<b>Andy SHEPHERD</b>	Lotus Seven S2
1 - 1:09.755	6 - 2:21.554P	
2 - 58.001		
3 - <b>57.827</b>		
4 - 58.906		
5 - 1:04.125		
<b>80</b>	<b>John SHAW</b>	Porsche 911
1 - 1:42.675	6 - 1:04.670	11 - 1:04.569
2 - 1:06.081	7 - 1:06.530	
3 - 1:06.753	8 - 1:03.854	
4 - <b>1:02.517</b>	9 - 1:04.624	
5 - 1:03.668	10 - 1:04.148	
<b>91</b>	<b>Richard OWEN</b>	Triumph TR2
1 - 1:50.851	6 - 1:05.126	11 - 1:04.983
2 - 1:05.290	7 - 1:04.746	
3 - 1:08.205	8 - 1:04.923	
4 - 1:07.683	9 - <b>1:04.306</b>	
5 - 1:07.126	10 - 1:05.561	
<b>96</b>	<b>Colin KINGSNORTH</b>	MG B
1 - 1:26.818	6 - 1:04.451	11 - 1:06.128
2 - 1:02.887	7 - 1:25.436	
3 - 1:03.802	8 - 1:07.604	
4 - 1:02.613	9 - 1:04.125	
5 - <b>1:01.810</b>	10 - 1:03.765	

Brands Hatch  
Circuit Length = 1.2080 miles.

## Historic Road Sports

### RACE 3 - LAP ANALYSIS - Brands Hatch - 28 September 2013

(contd.)


<b>99</b>	<b>Chris KEEN</b>	Marcos 1800GT		
1 - 1:09.820	6 - 1:00.459	11 - 1:00.950		
2 - 1:00.277	7 - 1:00.398	12 - 59.846		
3 - <b>58.536</b>	8 - 59.337			
4 - 59.044	9 - 1:22.638			
5 - 1:01.195	10 - 1:05.178			

Brands Hatch  
Circuit Length = 1.2080 miles.



# Historic Road Sports

## RACE 3 - STARTING GRID - Brands Hatch - 28 September 2013

ROW 13	45	DENEKAMP		
ROW 12	21	CHAPPELL	35	DISBROW
ROW 11	22	DAVIS	23	HADDRELL
ROW 10	17	SIMMONDS	91	OWEN
ROW 9	39	COLLIS	80	SHAW
ROW 8	4	WINTER	96	KINGSNORTH
ROW 7	55	SAVAGE	31	BURFORD
ROW 6	47	THOMAS	58	ROSS
ROW 5	51	EDDIN	11	MARTIN
ROW 4	7	HAUGHTON	36	GIBNEY
ROW 3	5	SHAW	99	KEEN
ROW 2	32	WARD-BOOTH	69	SHEPHERD
ROW 1	52	MURPHY	9	WAITE
<b>POLE</b>				
				

Brands Hatch  
Circuit Length = 1.2080 miles.

Clerk of the Course:

Timekeeper:

# Historic Road Sports

## RACE 3 - CLASSIFICATION - Brands Hatch - 28 September 2013

POS	NO	CL	DRIVER	NAT	CAR	TIME	LAPS	GAP	MPH	BEST
1	69	C	Andy SHEPHERD		Lotus Seven S2	20:40.989	21		73.64	56.832
2	9	C	Roger WAITE		Lotus Elan S1	20:56.275	21	15.286	72.74	56.909
3	5	C	Peter SHAW		Lotus Elan S1	20:59.744	21	18.755	72.54	57.450
4	7	C	Simon HAUGHTON		Lotus 7	21:21.776	21	40.787	71.30	57.803
5	51	C	Shad EDDIN		Ginetta G4	21:22.526	21	41.537	71.26	57.980
6	32	C	Patrick WARD-BOOTH		Ginetta G4	21:23.323	21	42.334	71.21	57.858
7	99	G	Chris KEEN		Marcos 1800GT	21:27.225	21	46.236	71.00	58.555
8	47	C	Sam THOMAS		TVR Vixen	20:46.389	20	1 LAP	69.83	1:00.115
9	58	D	Antony ROSS		Alfa Romeo Spyder 1750	20:59.085	20	1 LAP	69.13	59.918
10	4	D	Stephen WINTER		Porsche 911	21:04.589	20	1 LAP	68.83	1:00.787
11	11	G	Mark MARTIN		Lotus 26r	21:07.065	20	1 LAP	68.69	59.309
12	96	G	Colin KINGSNORTH		MG B	21:21.755	20	1 LAP	67.91	1:02.042
13	55	A	Nick SAVAGE		Chevrolet Camaro	21:22.585	20	1 LAP	67.86	1:01.620
14	31	E	Ian BURFORD		MG Lenham Le Mans	21:35.426	20	1 LAP	67.19	1:02.597
15	17	A	Adam SIMMONDS		Ford Mustang	21:38.618	20	1 LAP	67.02	1:02.717
16	91	F	Richard OWEN		Triumph TR2	21:07.716	19	2 LAPS	65.23	1:03.523
17	22	E	Tony DAVIS		Austin Healey Sprite Mk1	21:40.449	19	2 LAPS	63.59	1:05.799
18	35	C	Richard DISBROW		Turner Mk 2	20:44.218	18	3 LAPS	62.96	1:05.630
19	21	E	Peter CHAPPELL		Austin Healey Sprite Mk1	21:12.222	18	3 LAPS	61.58	1:07.746

### NOT CLASSIFIED

52	C	Justin MURPHY		Ginetta G4	12:04.525	12	D.N.F.	72.12	57.729
39	D	Peter COLLIS		MG B	8:20.989	7	D.N.F.	60.90	1:02.956
23	E	Shaun HADDRELL		Turner Mk1		0	D.N.F.	N/A	

### FASTEST LAP

69	C	Andy SHEPHERD		Lotus Seven S2	56.832	17	76.52mph	123.14kph
99	G	Chris KEEN		Marcos 1800GT	58.555	15	74.26mph	119.52kph
58	D	Antony ROSS		Alfa Romeo Spyder 1750	59.918	17	72.57mph	116.80kph
55	A	Nick SAVAGE		Chevrolet Camaro	1:01.620	19	70.57mph	113.57kph
31	E	Ian BURFORD		MG Lenham Le Mans	1:02.597	17	69.47mph	111.80kph
91	F	Richard OWEN		Triumph TR2	1:03.523	15	68.46mph	110.17kph

Weather/Track: Cloudy / Drying

These results are provisional until the conclusion of any judicial and technical matters.

Brands Hatch

Circuit Length = 1.2080 miles.

Start: 13.58 End: 14.18

Clerk of the Course:

Timekeeper:

## Historic Road Sports

### RACE 3 - LAP ANALYSIS - Brands Hatch - 28 September 2013

<b>4</b>	<b>Stephen WINTER</b>	Porsche 911							
1 -	1:16.390	6 -	1:03.776	11 -	1:01.701	16 -	1:00.887		
2 -	1:04.613	7 -	1:03.000	12 -	1:02.191	17 -	1:00.907		
3 -	1:04.183	8 -	1:03.118	13 -	1:02.797	18 -	1:01.479		
4 -	1:03.645	9 -	1:03.135	14 -	1:00.903	19 -	1:01.390		
5 -	1:04.235	10 -	1:02.780	15 -	<b>1:00.787</b>	20 -	1:02.672		
<b>5</b>	<b>Peter SHAW</b>	Lotus Elan S1							
1 -	1:09.735	6 -	59.254	11 -	59.285	16 -	58.595	21 -	58.275
2 -	1:03.642	7 -	1:00.561	12 -	58.681	17 -	57.606		
3 -	1:01.802	8 -	59.516	13 -	58.809	18 -	58.090		
4 -	1:01.576	9 -	1:00.078	14 -	1:00.388	19 -	<b>57.450</b>		
5 -	1:00.231	10 -	59.993	15 -	57.623	20 -	58.554		
<b>7</b>	<b>Simon HAUGHTON</b>	Lotus 7							
1 -	1:13.924	6 -	1:00.897	11 -	1:00.872	16 -	59.017	21 -	58.298
2 -	1:04.088	7 -	1:00.674	12 -	59.496	17 -	58.884		
3 -	1:03.894	8 -	1:00.933	13 -	59.313	18 -	1:00.430		
4 -	1:02.229	9 -	1:00.768	14 -	1:00.639	19 -	59.151		
5 -	1:01.314	10 -	1:01.003	15 -	58.149	20 -	<b>57.803</b>		
<b>9</b>	<b>Roger WAITE</b>	Lotus Elan S1							
1 -	1:12.915	6 -	59.996	11 -	57.992	16 -	57.871	21 -	58.024
2 -	1:02.877	7 -	59.559	12 -	57.300	17 -	<b>56.909</b>		
3 -	1:01.280	8 -	1:00.113	13 -	58.481	18 -	57.303		
4 -	1:00.340	9 -	1:03.198	14 -	59.371	19 -	57.642		
5 -	1:00.325	10 -	58.994	15 -	57.732	20 -	58.053		
<b>11</b>	<b>Mark MARTIN</b>	Lotus 26r							
1 -	1:20.617	6 -	1:02.414	11 -	1:02.094	16 -	1:00.051		
2 -	1:07.835	7 -	1:04.625	12 -	1:02.290	17 -	1:01.808		
3 -	1:05.244	8 -	1:01.614	13 -	1:02.438	18 -	59.672		
4 -	1:04.187	9 -	1:03.494	14 -	1:00.913	19 -	<b>59.309</b>		
5 -	1:03.659	10 -	1:02.743	15 -	1:00.915	20 -	1:01.143		
<b>17</b>	<b>Adam SIMMONDS</b>	Ford Mustang							
1 -	1:20.334	6 -	1:03.073	11 -	1:05.210	16 -	1:02.889		
2 -	1:07.549	7 -	1:06.196	12 -	1:03.684	17 -	1:05.341		
3 -	1:05.133	8 -	1:03.607	13 -	1:04.586	18 -	1:03.478		
4 -	1:04.662	9 -	1:03.876	14 -	1:03.262	19 -	<b>1:02.717</b>		
5 -	1:02.969	10 -	1:04.009	15 -	1:02.849	20 -	1:03.194		

Brands Hatch  
Circuit Length = 1.2080 miles.

## Historic Road Sports

### RACE 3 - LAP ANALYSIS - Brands Hatch - 28 September 2013

(contd.)

<b>21</b>	<b>Peter CHAPPELL</b>	Austin Healey Sprite Mk1							
1 -	1:25.818	6 -	1:10.852	11 -	1:10.042	16 -	1:07.915		
2 -	1:11.940	7 -	1:12.554	12 -	1:09.898	17 -	1:10.349		
3 -	1:10.603	8 -	1:08.782	13 -	1:07.929	18 -	1:11.141		
4 -	1:10.503	9 -	1:07.786	14 -	1:11.035				
5 -	1:09.357	10 -	1:07.972	15 -	<b>1:07.746</b>				
<b>22</b>	<b>Tony DAVIS</b>	Austin Healey Sprite Mk1							
1 -	1:22.848	6 -	1:07.093	11 -	1:07.006	16 -	1:06.331		
2 -	1:09.274	7 -	1:07.402	12 -	1:07.059	17 -	1:06.194		
3 -	1:09.355	8 -	1:12.209	13 -	1:05.875	18 -	1:05.850		
4 -	1:09.448	9 -	1:08.311	14 -	1:06.071	19 -	<b>1:05.799</b>		
5 -	1:08.564	10 -	1:07.017	15 -	1:08.743				
<b>23</b>	<b>Shaun HADDRELL</b>	Turner Mk1							
<b>31</b>	<b>Ian BURFORD</b>	MG Lenham Le Mans							
1 -	1:16.209	6 -	1:04.441	11 -	1:04.687	16 -	1:03.085		
2 -	1:06.647	7 -	1:03.146	12 -	1:04.164	17 -	<b>1:02.597</b>		
3 -	1:05.656	8 -	1:03.876	13 -	1:04.552	18 -	1:03.195		
4 -	1:04.229	9 -	1:04.067	14 -	1:03.595	19 -	1:03.903		
5 -	1:04.716	10 -	1:05.344	15 -	1:02.604	20 -	1:04.713		
<b>32</b>	<b>Patrick WARD-BOOTH</b>	Ginetta G4							
1 -	1:13.278	6 -	1:01.194	11 -	1:00.612	16 -	59.080	21 -	1:00.136
2 -	1:03.545	7 -	1:00.588	12 -	59.475	17 -	58.847		
3 -	1:04.120	8 -	1:00.529	13 -	59.365	18 -	1:00.466		
4 -	1:02.485	9 -	1:01.464	14 -	59.420	19 -	59.267		
5 -	1:01.141	10 -	1:01.188	15 -	59.265	20 -	<b>57.858</b>		
<b>35</b>	<b>Richard DISBROW</b>	Turner Mk 2							
1 -	1:25.039	6 -	1:10.087	11 -	1:07.229	16 -	1:07.607		
2 -	1:11.831	7 -	1:08.589	12 -	1:07.525	17 -	<b>1:05.630</b>		
3 -	1:11.021	8 -	1:08.835	13 -	1:07.682	18 -	1:05.947		
4 -	1:10.593	9 -	1:07.541	14 -	1:05.718				
5 -	1:09.394	10 -	1:06.768	15 -	1:07.182				

Brands Hatch  
Circuit Length = 1.2080 miles.

## Historic Road Sports

### RACE 3 - LAP ANALYSIS - Brands Hatch - 28 September 2013

(contd.)

<b>39</b>	<b>Peter COLLIS</b>	MG B			
1 -	1:17.277	6 -	<b>1:02.956</b>		
2 -	1:07.127	7 -	1:38.792P		
3 -	1:06.168				
4 -	1:04.617				
5 -	1:04.052				
<b>47</b>	<b>Sam THOMAS</b>	TVR Vixen			
1 -	1:17.846	6 -	1:01.565	11 -	1:00.591
2 -	1:06.151	7 -	1:00.815	12 -	1:01.072
3 -	1:03.160	8 -	1:00.610	13 -	1:01.376
4 -	1:02.243	9 -	1:00.991	14 -	1:01.055
5 -	1:01.872	10 -	1:00.866	15 -	1:02.125
				16 -	1:01.345
				17 -	<b>1:00.115</b>
				18 -	1:00.380
				19 -	1:01.371
				20 -	1:00.840
<b>51</b>	<b>Shad EDDIN</b>	Ginetta G4			
1 -	1:13.719	6 -	1:00.611	11 -	1:00.680
2 -	1:03.138	7 -	1:00.833	12 -	1:00.583
3 -	1:02.083	8 -	1:01.931	13 -	1:00.423
4 -	1:01.544	9 -	1:01.094	14 -	1:01.423
5 -	1:01.023	10 -	1:00.980	15 -	58.675
				16 -	58.761
				17 -	58.705
				18 -	1:00.922
				19 -	58.663
				20 -	<b>57.980</b>
				21 -	58.755
<b>52</b>	<b>Justin MURPHY</b>	Ginetta G4			
1 -	1:10.937	6 -	58.509	11 -	57.929
2 -	1:03.388	7 -	58.699	12 -	<b>57.729</b>
3 -	1:01.560	8 -	58.452		
4 -	1:01.169	9 -	57.804		
5 -	59.640	10 -	58.709		
<b>55</b>	<b>Nick SAVAGE</b>	Chevrolet Camaro			
1 -	1:16.024	6 -	1:03.805	11 -	1:02.363
2 -	1:06.625	7 -	1:03.656	12 -	1:03.662
3 -	1:05.152	8 -	1:04.839	13 -	1:04.989
4 -	1:03.539	9 -	1:03.064	14 -	1:01.920
5 -	1:04.305	10 -	1:03.547	15 -	1:03.807
				16 -	1:02.373
				17 -	1:01.716
				18 -	1:01.912
				19 -	<b>1:01.620</b>
				20 -	1:03.667
<b>58</b>	<b>Antony ROSS</b>	Alfa Romeo Spyder 1750			
1 -	1:16.165	6 -	1:03.165	11 -	1:01.456
2 -	1:08.666	7 -	1:03.433	12 -	1:02.227
3 -	1:05.473	8 -	1:02.822	13 -	1:01.389
4 -	1:04.514	9 -	1:01.697	14 -	1:00.076
5 -	1:02.721	10 -	1:01.389	15 -	1:00.425
				16 -	1:00.653
				17 -	<b>59.918</b>
				18 -	1:00.287
				19 -	1:00.511
				20 -	1:02.098

Brands Hatch  
Circuit Length = 1.2080 miles.

## Historic Road Sports

### RACE 3 - LAP ANALYSIS - Brands Hatch - 28 September 2013

(contd.)

<b>69</b>	<b>Andy SHEPHERD</b>	Lotus Seven S2							
1 -	1:12.836	6 -	58.752	11 -	57.495	16 -	58.082	21 -	57.432
2 -	1:01.360	7 -	58.839	12 -	58.193	17 -	<b>56.832</b>		
3 -	1:01.142	8 -	58.461	13 -	57.765	18 -	57.148		
4 -	1:01.273	9 -	57.611	14 -	58.400	19 -	57.273		
5 -	59.421	10 -	58.365	15 -	57.265	20 -	57.044		
<b>91</b>	<b>Richard OWEN</b>	Triumph TR2							
1 -	1:19.765	6 -	1:06.698	11 -	1:06.352	16 -	1:04.229		
2 -	1:08.372	7 -	1:06.167	12 -	1:04.505	17 -	1:03.690		
3 -	1:09.857	8 -	1:08.037	13 -	1:03.728	18 -	1:03.797		
4 -	1:09.558	9 -	1:06.233	14 -	1:03.740	19 -	1:06.209		
5 -	1:07.810	10 -	1:05.446	15 -	<b>1:03.523</b>				
<b>96</b>	<b>Colin KINGSNORTH</b>	MG B							
1 -	1:18.632	6 -	1:02.765	11 -	1:02.645	16 -	1:02.731		
2 -	1:06.689	7 -	1:02.871	12 -	1:03.321	17 -	<b>1:02.042</b>		
3 -	1:05.921	8 -	1:03.975	13 -	1:03.005	18 -	1:02.077		
4 -	1:04.928	9 -	1:03.481	14 -	1:02.461	19 -	1:02.171		
5 -	1:03.743	10 -	1:02.874	15 -	1:02.949	20 -	1:02.474		
<b>99</b>	<b>Chris KEEN</b>	Marcos 1800GT							
1 -	1:14.266	6 -	1:00.653	11 -	1:00.891	16 -	1:00.197	21 -	59.699
2 -	1:03.903	7 -	1:00.886	12 -	1:01.102	17 -	58.667		
3 -	1:03.084	8 -	1:00.725	13 -	1:00.341	18 -	1:00.686		
4 -	1:01.510	9 -	1:01.755	14 -	59.592	19 -	58.701		
5 -	1:01.335	10 -	1:01.192	15 -	<b>58.555</b>	20 -	59.485		

Brands Hatch  
Circuit Length = 1.2080 miles.

# Historic Road Sports

## RACE 3 - LAP CHART - Brands Hatch - 28 September 2013

Lap 1			Lap 2			Lap 3			Lap 4			Lap 5		
No	Behind	Laptime	No	Behind	Laptime	No	Behind	Laptime	No	Behind	Laptime	No	Behind	Laptime
5		1:09.735	5		1:03.642	5		1:01.802	69		1:01.273	69		59.421
52	1.202	1:10.937	69	0.819	1:01.360	69	0.159	1:01.142	5	0.144	1:01.576	52	0.662	59.640
69	3.101	1:12.836	52	0.948	1:03.388	52	0.706	1:01.560	52	0.443	1:01.169	5	0.954	1:00.231
9	3.180	1:12.915	9	2.415	1:02.877	9	1.893	1:01.280	9	0.801	1:00.340	9	1.705	1:00.325
32	3.543	1:13.278	32	3.446	1:03.545	51	3.761	1:02.083	51	3.873	1:01.544	51	5.475	1:01.023
51	3.984	1:13.719	51	3.480	1:03.138	32	5.764	1:04.120	99	6.152	1:01.510	99	8.066	1:01.335
7	4.189	1:13.924	7	4.635	1:04.088	99	6.074	1:03.084	32	6.817	1:02.485	32	8.537	1:01.141
99	4.531	1:14.266	99	4.792	1:03.903	7	6.727	1:03.894	7	7.524	1:02.229	7	9.417	1:01.314
55	6.289	1:16.024	4	7.626	1:04.613	4	10.007	1:04.183	4	12.220	1:03.645	47	15.240	1:01.872
58	6.430	1:16.165	55	9.272	1:06.625	47	11.978	1:03.160	47	12.789	1:02.243	4	17.034	1:04.235
31	6.474	1:16.209	31	9.479	1:06.647	55	12.622	1:05.152	55	14.729	1:03.539	55	19.613	1:04.305
4	6.655	1:16.390	47	10.620	1:06.151	31	13.333	1:05.656	31	16.130	1:04.229	31	21.425	1:04.716
39	7.542	1:17.277	39	11.027	1:07.127	58	15.125	1:05.473	58	18.207	1:04.514	58	21.507	1:02.721
47	8.111	1:17.846	58	11.454	1:08.666	39	15.393	1:06.168	39	18.578	1:04.617	39	23.209	1:04.052
96	8.897	1:18.632	96	11.944	1:06.689	96	16.063	1:05.921	96	19.559	1:04.928	96	23.881	1:03.743
91	10.030	1:19.765	17	14.506	1:07.549	17	17.837	1:05.133	17	21.067	1:04.662	17	24.615	1:02.969
17	10.599	1:20.334	91	14.760	1:08.372	11	18.517	1:05.244	11	21.272	1:04.187	11	25.510	1:03.659
11	10.882	1:20.617	11	15.075	1:07.835	91	22.815	1:09.857	91	30.941	1:09.558	91	39.330	1:07.810
22	13.113	1:22.848	22	18.745	1:09.274	22	26.298	1:09.355	22	34.314	1:09.448	22	43.457	1:08.564
35	15.304	1:25.039	35	23.493	1:11.831	35	32.712	1:11.021	35	41.873	1:10.593	35	51.846	1:09.394
21	16.083	1:25.818	21	24.381	1:11.940	21	33.182	1:10.603	21	42.253	1:10.503	21	52.189	1:09.357

Brands Hatch  
Circuit Length = 1.2080 miles.

# Historic Road Sports

## RACE 3 - LAP CHART - Brands Hatch - 28 September 2013

(contd.)

Lap 6			Lap 7			Lap 8			Lap 9			Lap 10		
No	Behind	Laptime	No	Behind	Laptime	No	Behind	Laptime	No	Behind	Laptime	No	Behind	Laptime
69		58.752	69		58.839	69		58.461	69		57.611	69		58.365
52	0.419	58.509	52	0.279	58.699	52	0.270	58.452	52	0.463	57.804	52	0.807	58.709
5	1.456	59.254	5	3.178	1:00.561	22	1 LAP	1:07.402	91	1 LAP	1:08.037	5	8.328	59.993
9	2.949	59.996	9	3.669	59.559	5	4.233	59.516	5	6.700	1:00.078	9	11.537	58.994
51	7.334	1:00.611	35	1 LAP	1:10.087	9	5.321	1:00.113	9	10.908	1:03.198	91	1 LAP	1:06.233
99	9.967	1:00.653	21	1 LAP	1:10.852	39	1 LAP	1:38.792P	51	16.281	1:01.094	51	18.896	1:00.980
32	10.979	1:01.194	51	9.328	1:00.833	51	12.798	1:01.931	22	1 LAP	1:12.209	99	21.249	1:01.192
7	11.562	1:00.897	99	12.014	1:00.886	99	14.278	1:00.725	99	18.422	1:01.755	32	21.472	1:01.188
47	18.053	1:01.565	32	12.728	1:00.588	35	1 LAP	1:08.589	32	18.649	1:01.464	7	21.664	1:01.003
4	22.058	1:03.776	7	13.397	1:00.674	32	14.796	1:00.529	7	19.026	1:00.768	22	1 LAP	1:08.311
55	24.666	1:03.805	47	20.029	1:00.815	7	15.869	1:00.933	47	25.558	1:00.991	47	28.059	1:00.866
58	25.920	1:03.165	4	26.219	1:03.000	21	1 LAP	1:12.554	35	1 LAP	1:08.835	35	1 LAP	1:07.541
31	27.114	1:04.441	55	29.483	1:03.656	47	22.178	1:00.610	21	1 LAP	1:08.782	21	1 LAP	1:07.786
39	27.413	1:02.956	58	30.514	1:03.433	4	30.876	1:03.118	4	36.400	1:03.135	4	40.815	1:02.780
96	27.894	1:02.765	31	31.421	1:03.146	58	34.875	1:02.822	58	38.961	1:01.697	58	41.985	1:01.389
17	28.936	1:03.073	96	31.926	1:02.871	55	35.861	1:04.839	55	41.314	1:03.064	55	46.496	1:03.547
11	29.172	1:02.414	11	34.958	1:04.625	31	36.836	1:03.876	31	43.292	1:04.067	96	47.819	1:02.874
91	47.276	1:06.698	17	36.293	1:06.196	96	37.440	1:03.975	96	43.310	1:03.481	11	48.372	1:02.743
22	51.798	1:07.093	91	54.604	1:06.167	11	38.111	1:01.614	11	43.994	1:03.494	31	50.271	1:05.344
						17	41.439	1:03.607	17	47.704	1:03.876	17	53.348	1:04.009

Brands Hatch  
Circuit Length = 1.2080 miles.



# Historic Road Sports

## RACE 3 - LAP CHART - Brands Hatch - 28 September 2013

(contd.)

Lap 11			Lap 12			Lap 13			Lap 14			Lap 15		
No	Behind	Laptime	No	Behind	Laptime	No	Behind	Laptime	No	Behind	Laptime	No	Behind	Laptime
69		57.495	69		58.193	69		57.765	69		58.400	69		57.265
52	1.241	57.929	52	0.777	57.729	96	1 LAP	1:03.321	11	1 LAP	1:02.438	22	2 LAPS	1:05.875
5	10.118	59.285	17	1 LAP	1:05.210	21	2 LAPS	1:10.042	35	2 LAPS	1:07.525	11	1 LAP	1:00.913
9	12.034	57.992	5	10.606	58.681	31	1 LAP	1:04.164	96	1 LAP	1:03.005	96	1 LAP	1:02.461
51	22.081	1:00.680	9	11.141	57.300	17	1 LAP	1:03.684	55	1 LAP	1:04.989	55	1 LAP	1:01.920
91	1 LAP	1:05.446	51	24.471	1:00.583	5	11.650	58.809	31	1 LAP	1:04.552	9	13.295	57.732
32	24.589	1:00.612	32	25.871	59.475	9	11.857	58.481	9	12.828	59.371	5	13.996	57.623
99	24.645	1:00.891	7	26.344	59.496	51	27.129	1:00.423	5	13.638	1:00.388	35	2 LAPS	1:07.682
7	25.041	1:00.872	99	27.554	1:01.102	32	27.471	59.365	17	1 LAP	1:04.586	31	1 LAP	1:03.595
47	31.155	1:00.591	91	1 LAP	1:06.352	7	27.892	59.313	21	2 LAPS	1:09.898	17	1 LAP	1:03.262
22	1 LAP	1:07.017	47	34.034	1:01.072	99	30.130	1:00.341	32	28.491	59.420	21	2 LAPS	1:07.929
35	1 LAP	1:06.768	22	1 LAP	1:07.006	91	1 LAP	1:04.505	7	30.131	1:00.639	32	30.491	59.265
4	45.021	1:01.701	4	49.019	1:02.191	47	37.645	1:01.376	51	30.152	1:01.423	7	31.015	58.149
58	45.946	1:01.456	58	49.980	1:02.227	58	53.604	1:01.389	99	31.322	59.592	51	31.562	58.675
21	1 LAP	1:07.972	35	1 LAP	1:07.229	4	54.051	1:02.797	47	40.300	1:01.055	99	32.612	58.555
55	51.364	1:02.363	55	56.833	1:03.662	22	1 LAP	1:07.059	91	1 LAP	1:03.728	47	45.160	1:02.125
96	52.969	1:02.645	11	57.068	1:02.290				58	55.280	1:00.076	91	1 LAP	1:03.740
11	52.971	1:02.094							4	56.554	1:00.903			
31	57.463	1:04.687												

Brands Hatch  
Circuit Length = 1.2080 miles.

# Historic Road Sports

## RACE 3 - LAP CHART - Brands Hatch - 28 September 2013

(contd.)

Lap 16			Lap 17			Lap 18			Lap 19			Lap 20		
No	Behind	Laptime	No	Behind	Laptime	No	Behind	Laptime	No	Behind	Laptime	No	Behind	Laptime
69		58.082	69		56.832	69		57.148	69		57.273	69		57.044
58	1 LAP	1:00.425	58	1 LAP	1:00.653	91	2 LAPS	1:04.229	21	3 LAPS	1:07.915	47	1 LAP	1:01.371
4	1 LAP	1:00.787	4	1 LAP	1:00.887	58	1 LAP	59.918	58	1 LAP	1:00.287	58	1 LAP	1:00.511
11	1 LAP	1:00.915	11	1 LAP	1:00.051	4	1 LAP	1:00.907	91	2 LAPS	1:03.690	9	14.694	58.053
22	2 LAPS	1:06.071	9	13.161	56.909	9	13.316	57.303	9	13.685	57.642	21	3 LAPS	1:10.349
9	13.084	57.871	5	15.283	57.606	5	16.225	58.090	4	1 LAP	1:01.479	5	17.912	58.554
5	14.509	58.595	96	1 LAP	1:02.731	11	1 LAP	1:01.808	5	16.402	57.450	91	2 LAPS	1:03.797
96	1 LAP	1:02.949	55	1 LAP	1:02.373	96	1 LAP	1:02.042	11	1 LAP	59.672	4	1 LAP	1:01.390
55	1 LAP	1:03.807	22	2 LAPS	1:08.743	55	1 LAP	1:01.716	96	1 LAP	1:02.077	11	1 LAP	59.309
35	2 LAPS	1:05.718	31	1 LAP	1:03.085	22	2 LAPS	1:06.331	55	1 LAP	1:01.912	55	1 LAP	1:01.620
31	1 LAP	1:02.604	17	1 LAP	1:02.889	31	1 LAP	1:02.597	32	38.816	59.267	96	1 LAP	1:02.171
17	1 LAP	1:02.849	35	2 LAPS	1:07.182	32	36.822	1:00.466	7	39.162	59.151	32	39.630	57.858
32	31.489	59.080	32	33.504	58.847	7	37.284	1:00.430	51	39.278	58.663	7	39.921	57.803
7	31.950	59.017	7	34.002	58.884	51	37.888	1:00.922	31	1 LAP	1:03.195	51	40.214	57.980
51	32.241	58.761	51	34.114	58.705	17	1 LAP	1:05.341	99	41.528	58.701	99	43.969	59.485
99	34.727	1:00.197	99	36.562	58.667	99	40.100	1:00.686	22	2 LAPS	1:06.194	31	1 LAP	1:03.903
21	2 LAPS	1:11.035	21	2 LAPS	1:07.746	35	2 LAPS	1:07.607	17	1 LAP	1:03.478	22	2 LAPS	1:05.850
47	48.423	1:01.345	47	51.706	1:00.115	47	54.938	1:00.380	35	2 LAPS	1:05.630	17	1 LAP	1:02.717
91	1 LAP	1:03.523												

Brands Hatch  
Circuit Length = 1.2080 miles.

# Historic Road Sports

## RACE 3 - LAP CHART - Brands Hatch - 28 September 2013

(contd.)

Lap 21			Lap 22			Lap 23			Lap 24			Lap 25		
No	Behind	Laptime	No	Behind	Laptime	No	Behind	Laptime	No	Behind	Laptime	No	Behind	Laptime
69		57.432												
35	3 LAPS	1:05.947												
47	1 LAP	1:00.840												
9	15.286	58.024												
58	1 LAP	1:02.098												
5	18.755	58.275												
4	1 LAP	1:02.672												
11	1 LAP	1:01.143												
91	2 LAPS	1:06.209												
21	3 LAPS	1:11.141												
96	1 LAP	1:02.474												
7	40.787	58.298												
51	41.537	58.755												
55	1 LAP	1:03.667												
32	42.334	1:00.136												
99	46.236	59.699												
31	1 LAP	1:04.713												
17	1 LAP	1:03.194												
22	2 LAPS	1:05.799												

Brands Hatch  
Circuit Length = 1.2080 miles.

# Historic Formula Ford

## RACE 4 - QUALIFYING - Brands Hatch - 28 September 2013

POS	NO	CL	DRIVER	NAT	CAR	TIME	LAPS	GAP	MPH
1	40		Sam MITCHELL		Merlyn Mk20	51.963	14		83.69
2	57		David WILD		Lola T200	52.284	14	0.321	83.17
3	79		Josh WEST		Merlyn Mk20a	52.381	13	0.418	83.02
4	4		Maxim BARTELL		Merlyn Mk20A	52.718	13	0.755	82.49
5	38		Pertti KIIVERI		Kvantti MK1	52.948	14	0.985	82.13
6	16		Simon TOYNE		Lola T200	52.958	14	0.995	82.11
7	60		James BUCKTON		Elden MK8	53.052	14	1.089	81.97
8	56		Roland SVENSSON		Merlyn Mk17	53.343	14	1.380	81.52
9	9		Simon BROWN		Merlyn Mk11A	53.866	13	1.903	80.73
10	47		Louis HANJOUL		Elden Mk8/10	53.971	13	2.008	80.57
11	20		Kevin STANZL		Merlyn Mk20	54.160	13	2.197	80.29
12	77		Christopher SHARPLES		Palliser WDF1	54.573	13	2.610	79.68
13	22		Ian JEARY		Dulon LD9	54.645	13	2.682	79.58
14	66		Andrew WIGGINS		Titan Mk6	54.834	13	2.871	79.30
15	23		Nicholas BALL		Merlyn Mk20a	54.844	13	2.881	79.29
16	8		Andrew MANSELL		Merlyn Mk11A	55.049	13	3.086	78.99
17	92	N	James LOVETT		Lola T200	55.592	12	3.629	78.22
18	10		Andrew OLIVER		Alexis Mk15	56.929	12	4.966	76.39
19	91	N	Gary MCVEIGH		Merlyn Mk11A	56.944	12	4.981	76.37
20	36		Mark MARTIN		Merlyn Mk20a	57.135	12	5.172	76.11

Car 10 - Intermittent Transponder - Please check charge and position

Weather/Track: Fine/Dry

These results are provisional until the conclusion of any judicial and technical matters.

Brands Hatch

Circuit Length = 1.2080 miles.

Start: 09:56 End: 10:08

Clerk of the Course:

Timekeeper:

## Historic Formula Ford

### RACE 4 - LAP ANALYSIS - Brands Hatch - 28 September 2013

<b>4</b>	<b>Maxim BARTELL</b>				Merlyn Mk20A
1 -	1:14.436	6 -	55.750	11 -	53.142
2 -	55.210	7 -	1:00.852	12 -	54.001
3 -	54.819	8 -	53.117	13 -	<b>52.718</b>
4 -	53.605	9 -	53.190		
5 -	53.668	10 -	53.805		
<b>8</b>	<b>Andrew MANSELL</b>				Merlyn Mk11A
1 -	1:24.890	6 -	57.710	11 -	55.429
2 -	57.520	7 -	55.246	12 -	55.235
3 -	56.637	8 -	55.133	13 -	58.168
4 -	56.257	9 -	<b>55.049</b>		
5 -	55.356	10 -	55.449		
<b>9</b>	<b>Simon BROWN</b>				Merlyn Mk11A
1 -	1:22.881	6 -	54.488	11 -	54.157
2 -	56.740	7 -	54.194	12 -	54.074
3 -	56.098	8 -	54.427	13 -	<b>53.866</b>
4 -	54.913	9 -	55.368		
5 -	54.346	10 -	54.028		
<b>10</b>	<b>Andrew OLIVER</b>				Alexis Mk15
1 -	1:34.443	6 -	1:00.240	11 -	58.468
2 -	59.651	7 -	59.729	12 -	<b>56.929</b>
3 -	1:02.014	8 -	58.572		
4 -	59.446	9 -	58.196		
5 -	1:00.377	10 -	58.695		
<b>16</b>	<b>Simon TOYNE</b>				Lola T200
1 -	1:12.152	6 -	53.727	11 -	54.319
2 -	55.439	7 -	53.841	12 -	54.978
3 -	53.942	8 -	54.111	13 -	55.127
4 -	53.753	9 -	53.145	14 -	<b>52.958</b>
5 -	53.211	10 -	53.438		
<b>20</b>	<b>Kevin STANZL</b>				Merlyn Mk20
1 -	1:19.539	6 -	54.230	11 -	54.436
2 -	56.616	7 -	54.280	12 -	54.240
3 -	54.990	8 -	54.356	13 -	<b>54.160</b>
4 -	54.503	9 -	54.417		
5 -	54.830	10 -	54.957		

Brands Hatch  
Circuit Length = 1.2080 miles.

## Historic Formula Ford

### RACE 4 - LAP ANALYSIS - Brands Hatch - 28 September 2013

(contd.)

<b>22</b>	<b>Ian JEARY</b>	Dulon LD9			
1 -	1:34.860	6 -	56.525	11 -	54.948
2 -	58.405	7 -	59.637	12 -	<b>54.645</b>
3 -	56.114	8 -	55.241	13 -	54.757
4 -	56.767	9 -	56.323		
5 -	56.126	10 -	54.920		
<b>23</b>	<b>Nicholas BALL</b>	Merlyn Mk20a			
1 -	1:28.131	6 -	56.390	11 -	1:06.694
2 -	57.798	7 -	55.553	12 -	55.686
3 -	55.679	8 -	<b>54.844</b>	13 -	55.681
4 -	1:03.305	9 -	55.373		
5 -	56.699	10 -	56.116		
<b>36</b>	<b>Mark MARTIN</b>	Merlyn Mk20a			
1 -	1:35.792	6 -	57.524	11 -	57.488
2 -	58.935	7 -	57.937	12 -	<b>57.135</b>
3 -	59.447	8 -	57.620		
4 -	57.765	9 -	58.181		
5 -	58.166	10 -	57.151		
<b>38</b>	<b>Pertti KIIVERI</b>	Kvantti MK1			
1 -	1:13.505	6 -	53.655	11 -	53.963
2 -	54.873	7 -	53.808	12 -	54.565
3 -	53.796	8 -	54.084	13 -	<b>52.948</b>
4 -	53.418	9 -	53.370	14 -	53.014
5 -	53.440	10 -	53.327		
<b>40</b>	<b>Sam MITCHELL</b>	Merlyn Mk20			
1 -	1:08.681	6 -	52.662	11 -	52.256
2 -	54.579	7 -	53.262	12 -	53.557
3 -	53.939	8 -	53.038	13 -	52.552
4 -	53.682	9 -	52.907	14 -	<b>51.963</b>
5 -	53.091	10 -	52.772		
<b>47</b>	<b>Louis HANJOUL</b>	Elden Mk8/10			
1 -	1:26.768	6 -	54.573	11 -	54.103
2 -	56.497	7 -	54.089	12 -	55.506
3 -	55.355	8 -	54.058	13 -	<b>53.971</b>
4 -	54.651	9 -	54.468		
5 -	54.544	10 -	54.261		

Brands Hatch  
Circuit Length = 1.2080 miles.

## Historic Formula Ford

### RACE 4 - LAP ANALYSIS - Brands Hatch - 28 September 2013

(contd.)

<b>56</b>	<b>Roland SVENSSON</b>				Merlyn Mk17
1 -	1:16.387	6 -	53.621	11 -	54.855
2 -	54.736	7 -	53.884	12 -	53.902
3 -	53.974	8 -	54.874	13 -	54.027
4 -	53.600	9 -	<b>53.343</b>	14 -	53.695
5 -	53.479	10 -	53.721		
<b>57</b>	<b>David WILD</b>				Lola T200
1 -	1:10.388	6 -	53.468	11 -	53.124
2 -	53.819	7 -	52.730	12 -	52.336
3 -	53.074	8 -	52.518	13 -	<b>52.284</b>
4 -	52.676	9 -	52.496	14 -	52.571
5 -	52.624	10 -	52.399		
<b>60</b>	<b>James BUCKTON</b>				Elden MK8
1 -	1:14.174	6 -	53.512	11 -	53.289
2 -	55.024	7 -	53.329	12 -	54.487
3 -	54.409	8 -	54.253	13 -	53.246
4 -	54.131	9 -	53.086	14 -	53.265
5 -	53.549	10 -	<b>53.052</b>		
<b>66</b>	<b>Andrew WIGGINS</b>				Titan Mk6
1 -	1:26.656	6 -	1:08.439	11 -	55.417
2 -	57.169	7 -	56.074	12 -	55.058
3 -	55.768	8 -	58.636	13 -	55.172
4 -	55.294	9 -	55.556		
5 -	54.864	10 -	<b>54.834</b>		
<b>77</b>	<b>Christopher SHARPLES</b>				Palliser WDF1
1 -	1:38.361	6 -	55.264	11 -	<b>54.573</b>
2 -	56.546	7 -	55.352	12 -	55.405
3 -	55.190	8 -	55.674	13 -	54.647
4 -	55.739	9 -	55.095		
5 -	54.919	10 -	55.002		
<b>79</b>	<b>Josh WEST</b>				Merlyn Mk20a
1 -	1:12.060	6 -	56.267	11 -	1:05.018
2 -	54.392	7 -	1:03.839	12 -	52.762
3 -	53.074	8 -	52.574	13 -	52.763
4 -	52.560	9 -	1:07.090		
5 -	<b>52.381</b>	10 -	52.616		

Brands Hatch  
Circuit Length = 1.2080 miles.

## Historic Formula Ford

### RACE 4 - LAP ANALYSIS - Brands Hatch - 28 September 2013

(contd.)


<b>91</b>	<b>Gary MCVEIGH</b>			Merlyn Mk11A	
1 -	1:39.524	6 -	1:00.311	11 -	58.539
2 -	57.956	7 -	1:00.251	12 -	<b>56.944</b>
3 -	59.216	8 -	58.258		
4 -	58.980	9 -	59.949		
5 -	59.426	10 -	57.850		
<b>92</b>	<b>James LOVETT</b>			Lola T200	
1 -	1:38.584	6 -	56.540	11 -	58.634
2 -	57.697	7 -	56.752	12 -	56.541
3 -	59.437	8 -	57.210		
4 -	56.331	9 -	56.305		
5 -	<b>55.592</b>	10 -	56.531		

Brands Hatch  
Circuit Length = 1.2080 miles.



# Historic Formula Ford

## RACE 4 - STARTING GRID - Brands Hatch - 28 September 2013

ROW 10	91 MCVEIGH	36 MARTIN
ROW 9	92 LOVETT	10 OLIVER
ROW 8	23 BALL	8 MANSELL
ROW 7	22 JEARY	66 WIGGINS
ROW 6	20 STANZL	77 SHARPLES
ROW 5	9 BROWN	47 HANJOUL
ROW 4	60 BUCKTON	56 SVENSSON
ROW 3	38 KIIVERI	16 TOYNE
ROW 2	79 WEST	4 BARTELL
ROW 1	40 MITCHELL	57 WILD
	POLE	
		

Brands Hatch  
Circuit Length = 1.2080 miles.

Clerk of the Course:

Timekeeper:

# Historic Formula Ford

## RACE 4 - CLASSIFICATION - Brands Hatch - 28 September 2013

POS	NO	CL	DRIVER	NAT	CAR	TIME	LAPS	GAP	MPH	BEST
1	40		Sam MITCHELL		Merlyn Mk20	20:42.947	18		63.03	58.373
2	57		David WILD		Lola T200	20:45.431	18	2.484	62.90	57.716
3	4		Maxim BARTELL		Merlyn Mk20A	21:00.547	18	17.600	62.15	59.894
4	60		James BUCKTON		Elden Mk8	21:03.665	18	20.718	62.00	58.755
5	77		Christopher SHARPLES		Palliser WDF1	21:11.039	18	28.092	61.64	1:00.182
6	16		Simon TOYNE		Lola T200	21:12.960	18	30.013	61.54	1:00.322
7	9		Simon BROWN		Merlyn Mk11A	21:14.648	18	31.701	61.46	59.378
8	56		Roland SVENSSON		Merlyn Mk17	21:16.168	18	33.221	61.39	1:01.276
9	20		Kevin STANZL		Merlyn Mk20	21:16.320	18	33.373	61.38	1:01.224
10	66		Andrew WIGGINS		Titan Mk6	21:42.247	18	59.300	60.16	1:02.690
11	47		Louis HANJOUL		Elden Mk8/10	21:46.755	18	1:03.808	59.95	1:02.813
12	22		Ian JEARY		Dulon LD9	22:25.962	18	1:43.015	58.20	59.693
13	8		Andrew MANSELL		Merlyn Mk11A	20:48.433	17	1 LAP	59.27	1:03.270
14	10		Andrew OLIVER		Alexis Mk15	20:58.173	17	1 LAP	58.81	1:03.918
15	92	N	James LOVETT		Lola T200	21:22.411	17	1 LAP	57.70	1:05.031
16	36		Mark MARTIN		Merlyn Mk20a	21:40.753	17	1 LAP	56.88	1:03.995

### NOT CLASSIFIED

23			Nicholas BALL		Merlyn Mk20a	11:34.005	9	D.N.F.	56.49	59.914
91	N		Gary MCVEIGH		Merlyn Mk11A	1:25.975	1	D.N.F.	51.37	1:25.975
79			Josh WEST		Merlyn Mk20a		0	D.N.F.	N/A	
38			Pertti KIIVERI		Kvantti MK1		0	D.N.F.	N/A	

### FASTEST LAP

57			David WILD		Lola T200	57.716	9	75.34mph	121.26kph	
92	N		James LOVETT		Lola T200	1:05.031	8	66.87mph	107.62kph	

Weather/Track: Cloudy / Damp

These results are provisional until the conclusion of any judicial and technical matters.

Brands Hatch  
Circuit Length = 1.2080 miles.  
Start: 14.31 End: 14.51

Clerk of the Course:		Timekeeper:
----------------------	--	-------------

## Historic Formula Ford

### RACE 4 - LAP ANALYSIS - Brands Hatch - 28 September 2013

<b>4</b>	<b>Maxim BARTELL</b>	Merlyn Mk20A	
1 - 1:15.641	6 - 1:35.648	11 - 1:02.128	16 - 1:04.683
2 - 1:07.306	7 - 1:02.960	12 - 1:03.051	17 - 1:04.068
3 - 1:06.920	8 - 1:00.983	13 - 1:04.080	18 - 1:03.722
4 - 1:35.384	9 - <b>59.894</b>	14 - 1:04.533	
5 - 1:44.699	10 - 1:00.433	15 - 1:04.414	
<b>8</b>	<b>Andrew MANSELL</b>	Merlyn Mk11A	
1 - 1:23.150	6 - 1:29.048	11 - 1:06.519	16 - 1:08.778
2 - 1:09.902	7 - 1:04.636	12 - 1:06.455	17 - 1:08.307
3 - 1:10.788	8 - <b>1:03.270</b>	13 - 1:15.832	
4 - 1:31.016	9 - 1:03.395	14 - 1:08.599	
5 - 1:46.012	10 - 1:04.252	15 - 1:08.474	
<b>9</b>	<b>Simon BROWN</b>	Merlyn Mk11A	
1 - 1:19.396	6 - 1:33.294	11 - 1:03.865	16 - 1:05.849
2 - 1:09.360	7 - 1:04.031	12 - 1:05.547	17 - 1:04.283
3 - 1:08.571	8 - 59.593	13 - 1:08.511	18 - 1:03.392
4 - 1:31.496	9 - <b>59.378</b>	14 - 1:06.841	
5 - 1:44.748	10 - 1:00.523	15 - 1:05.970	
<b>10</b>	<b>Andrew OLIVER</b>	Alexis Mk15	
1 - 1:23.444	6 - 1:30.296	11 - 1:09.110	16 - 1:09.053
2 - 1:24.648	7 - 1:06.923	12 - 1:08.200	17 - 1:07.953
3 - 1:15.218	8 - 1:04.907	13 - 1:09.952	
4 - 1:16.311	9 - <b>1:03.918</b>	14 - 1:09.832	
5 - 1:43.414	10 - 1:05.612	15 - 1:09.382	
<b>16</b>	<b>Simon TOYNE</b>	Lola T200	
1 - 1:15.205	6 - 1:37.285	11 - 1:02.798	16 - 1:07.898
2 - 1:07.198	7 - 1:03.456	12 - 1:04.628	17 - 1:04.534
3 - 1:06.664	8 - 1:02.142	13 - 1:04.905	18 - 1:04.615
4 - 1:34.496	9 - <b>1:00.322</b>	14 - 1:05.887	
5 - 1:44.270	10 - 1:01.515	15 - 1:05.142	
<b>20</b>	<b>Kevin STANZL</b>	Merlyn Mk20	
1 - 1:18.642	6 - 1:33.925	11 - 1:03.320	16 - 1:05.497
2 - 1:09.027	7 - 1:05.467	12 - 1:05.029	17 - 1:04.280
3 - 1:08.980	8 - 1:02.199	13 - 1:05.446	18 - 1:04.117
4 - 1:31.137	9 - <b>1:01.224</b>	14 - 1:05.527	
5 - 1:44.926	10 - 1:01.705	15 - 1:05.872	

Brands Hatch  
Circuit Length = 1.2080 miles.

# Historic Formula Ford

## RACE 4 - LAP ANALYSIS - Brands Hatch - 28 September 2013

(contd.)

<b>22</b>	<b>Ian JEARY</b>	Dulon LD9					
1 -	1:22.044	6 -	1:29.312	11 -	1:21.103	16 -	1:06.833
2 -	1:09.529	7 -	1:05.991	12 -	1:06.257	17 -	1:06.598
3 -	1:08.604	8 -	1:02.130	13 -	1:07.925	18 -	1:43.288P
4 -	1:32.323	9 -	<b>59.693</b>	14 -	1:07.758		
5 -	1:46.129	10 -	1:02.756	15 -	1:07.689		
<b>23</b>	<b>Nicholas BALL</b>	Merlyn Mk20a					
1 -	1:23.592	6 -	1:28.676				
2 -	1:09.323	7 -	1:05.194				
3 -	1:08.069	8 -	<b>59.914</b>				
4 -	1:32.773	9 -	1:00.733				
5 -	1:45.731						
<b>36</b>	<b>Mark MARTIN</b>	Merlyn Mk20a					
1 -	1:27.316	6 -	1:31.921	11 -	1:25.593	16 -	1:11.481
2 -	1:34.272	7 -	1:06.049	12 -	1:12.001	17 -	1:10.689
3 -	1:11.356	8 -	<b>1:03.995</b>	13 -	1:14.974		
4 -	1:12.396	9 -	1:05.805	14 -	1:14.772		
5 -	1:38.560	10 -	1:06.934	15 -	1:12.639		
<b>38</b>	<b>Pertti KIIVERI</b>	Kvantti MK1					
<b>40</b>	<b>Sam MITCHELL</b>	Merlyn Mk20					
1 -	1:17.816	6 -	1:36.380	11 -	1:00.125	16 -	1:03.138
2 -	1:06.434	7 -	1:02.527	12 -	1:00.113	17 -	1:03.120
3 -	1:05.444	8 -	59.850	13 -	1:02.499	18 -	1:03.279
4 -	1:34.664	9 -	<b>58.373</b>	14 -	1:03.490		
5 -	1:44.549	10 -	58.375	15 -	1:02.771		
<b>47</b>	<b>Louis HANJOUL</b>	Elden Mk8/10					
1 -	1:18.415	6 -	1:30.322	11 -	1:14.295	16 -	1:07.364
2 -	1:10.436	7 -	1:05.743	12 -	1:07.072	17 -	1:05.789
3 -	1:10.265	8 -	<b>1:02.813</b>	13 -	1:08.287	18 -	1:05.630
4 -	1:32.143	9 -	1:03.169	14 -	1:08.232		
5 -	1:45.669	10 -	1:04.152	15 -	1:06.959		

Brands Hatch  
Circuit Length = 1.2080 miles.

## Historic Formula Ford

### RACE 4 - LAP ANALYSIS - Brands Hatch - 28 September 2013

(contd.)

<b>56</b>	<b>Roland SVENSSON</b>	Merlyn Mk17	
1 - 1:16.292	6 - 1:34.765	11 - 1:03.799	16 - 1:05.207
2 - 1:07.935	7 - 1:04.154	12 - 1:05.117	17 - 1:04.703
3 - 1:06.974	8 - 1:02.660	13 - 1:05.625	18 - 1:04.236
4 - 1:35.248	9 - <b>1:01.276</b>	14 - 1:05.883	
5 - 1:44.559	10 - 1:01.759	15 - 1:05.976	
<b>57</b>	<b>David WILD</b>	Lola T200	
1 - 1:13.345	6 - 1:38.103	11 - 1:01.049	16 - 1:04.203
2 - 1:06.094	7 - 1:01.111	12 - 1:02.368	17 - 1:03.666
3 - 1:05.506	8 - 57.830	13 - 1:03.138	18 - 1:02.629
4 - 1:37.866	9 - <b>57.716</b>	14 - 1:03.509	
5 - 1:44.027	10 - 58.948	15 - 1:04.323	
<b>60</b>	<b>James BUCKTON</b>	Elden MK8	
1 - 1:19.705	6 - 1:34.344	11 - 1:02.596	16 - 1:05.626
2 - 1:09.205	7 - 1:04.076	12 - 1:03.399	17 - 1:04.004
3 - 1:07.058	8 - 59.846	13 - 1:04.801	18 - 1:02.894
4 - 1:31.061	9 - <b>58.755</b>	14 - 1:05.510	
5 - 1:44.746	10 - 1:01.107	15 - 1:04.932	
<b>66</b>	<b>Andrew WIGGINS</b>	Titan Mk6	
1 - 1:21.374	6 - 1:29.460	11 - 1:06.706	16 - 1:07.566
2 - 1:08.955	7 - 1:05.874	12 - 1:06.684	17 - 1:06.646
3 - 1:09.586	8 - 1:03.843	13 - 1:07.182	18 - 1:06.097
4 - 1:32.049	9 - <b>1:02.690</b>	14 - 1:08.573	
5 - 1:46.158	10 - 1:04.164	15 - 1:08.640	
<b>77</b>	<b>Christopher SHARPLES</b>	Palliser WDF1	
1 - 1:22.143	6 - 1:31.522	11 - 1:02.695	16 - 1:06.394
2 - 1:08.337	7 - 1:03.488	12 - 1:04.190	17 - 1:03.845
3 - 1:08.160	8 - 1:01.968	13 - 1:05.173	18 - 1:04.137
4 - 1:31.909	9 - <b>1:00.182</b>	14 - 1:05.227	
5 - 1:45.209	10 - 1:01.205	15 - 1:05.255	
<b>79</b>	<b>Josh WEST</b>	Merlyn Mk20a	

Brands Hatch  
Circuit Length = 1.2080 miles.

## Historic Formula Ford

### RACE 4 - LAP ANALYSIS - Brands Hatch - 28 September 2013

(contd.)

<b>91</b>	<b>Gary MCVEIGH</b>	Merlyn Mk11A			
1 - <b>1:25.975</b>					
<b>92</b>	<b>James LOVETT</b>	Lola T200			
1 - 1:25.739    6 - 1:30.133    11 - 1:08.820    16 - 1:12.626					
2 - 1:11.900    7 - 1:07.833    12 - 1:10.442    17 - 1:15.646					
3 - 1:13.142    8 - <b>1:05.031</b> 13 - 1:10.876					
4 - 1:25.396    9 - 1:05.426    14 - 1:14.099					
5 - 1:45.998    10 - 1:06.685    15 - 1:12.619					

Brands Hatch  
Circuit Length = 1.2080 miles.

# Historic Formula Ford

## RACE 4 - LAP CHART - Brands Hatch - 28 September 2013

Lap 1			Lap 2			Lap 3			Lap 4			Lap 5		
No	Behind	Laptime	No	Behind	Laptime	No	Behind	Laptime	No	Behind	Laptime	No	Behind	Laptime
57		1:13.345	57		1:06.094	57		1:05.506	57		1:37.866	57		1:44.027
16	1.860	1:15.205	16	2.964	1:07.198	16	4.122	1:06.664	16	0.752	1:34.496	16	0.995	1:44.270
4	2.296	1:15.641	4	3.508	1:07.306	40	4.749	1:05.444	40	1.547	1:34.664	40	2.069	1:44.549
56	2.947	1:16.292	56	4.788	1:07.935	4	4.922	1:06.920	4	2.440	1:35.384	4	3.112	1:44.699
40	4.471	1:17.816	40	4.811	1:06.434	56	6.256	1:06.974	56	3.638	1:35.248	56	4.170	1:44.559
47	5.070	1:18.415	20	8.230	1:09.027	60	11.023	1:07.058	60	4.218	1:31.061	60	4.937	1:44.746
20	5.297	1:18.642	9	9.317	1:09.360	20	11.704	1:08.980	20	4.975	1:31.137	20	5.874	1:44.926
9	6.051	1:19.396	47	9.412	1:10.436	9	12.382	1:08.571	9	6.012	1:31.496	9	6.733	1:44.748
60	6.360	1:19.705	60	9.471	1:09.205	77	13.695	1:08.160	77	7.738	1:31.909	77	8.920	1:45.209
66	8.029	1:21.374	66	10.890	1:08.955	47	14.171	1:10.265	47	8.448	1:32.143	47	10.090	1:45.669
22	8.699	1:22.044	77	11.041	1:08.337	66	14.970	1:09.586	66	9.153	1:32.049	66	11.284	1:46.158
77	8.798	1:22.143	22	12.134	1:09.529	22	15.232	1:08.604	22	9.689	1:32.323	22	11.791	1:46.129
8	9.805	1:23.150	23	13.476	1:09.323	23	16.039	1:08.069	23	10.946	1:32.773	23	12.650	1:45.731
10	10.099	1:23.444	8	13.613	1:09.902	8	18.895	1:10.788	8	12.045	1:31.016	8	14.030	1:46.012
23	10.247	1:23.592	92	18.200	1:11.900	92	25.836	1:13.142	92	13.366	1:25.396	92	15.337	1:45.998
92	12.394	1:25.739	10	28.653	1:24.648	10	38.365	1:15.218	10	16.810	1:16.311	10	16.197	1:43.414
91	12.630	1:25.975	36	42.149	1:34.272	36	47.999	1:11.356	36	22.529	1:12.396	36	17.062	1:38.560
36	13.971	1:27.316												

Brands Hatch  
Circuit Length = 1.2080 miles.

# Historic Formula Ford

## RACE 4 - LAP CHART - Brands Hatch - 28 September 2013

(contd.)

Lap 6			Lap 7			Lap 8			Lap 9			Lap 10		
No	Behind	Laptime	No	Behind	Laptime	No	Behind	Laptime	No	Behind	Laptime	No	Behind	Laptime
57		1:38.103	57		1:01.111	57		57.830	57		57.716	57		58.948
16	0.177	1:37.285	40	1.762	1:02.527	40	3.782	59.850	40	4.439	58.373	40	3.866	58.375
40	0.346	1:36.380	4	2.506	1:02.960	4	5.659	1:00.983	60	7.198	58.755	4	9.322	1:00.433
4	0.657	1:35.648	16	2.522	1:03.456	60	6.159	59.846	4	7.837	59.894	60	9.357	1:01.107
56	0.832	1:34.765	56	3.875	1:04.154	9	6.607	59.593	9	8.269	59.378	9	9.844	1:00.523
60	1.178	1:34.344	60	4.143	1:04.076	16	6.834	1:02.142	16	9.440	1:00.322	16	12.007	1:01.515
20	1.696	1:33.925	77	4.716	1:03.488	56	8.705	1:02.660	77	11.320	1:00.182	77	13.577	1:01.205
9	1.924	1:33.294	9	4.844	1:04.031	77	8.854	1:01.968	56	12.265	1:01.276	56	15.076	1:01.759
47	2.309	1:30.322	20	6.052	1:05.467	23	9.390	59.914	23	12.407	1:00.733	20	16.686	1:01.705
77	2.339	1:31.522	47	6.941	1:05.743	20	10.421	1:02.199	20	13.929	1:01.224	22	17.965	1:02.756
66	2.641	1:29.460	23	7.306	1:05.194	47	11.924	1:02.813	22	14.157	59.693	47	22.581	1:04.152
22	3.000	1:29.312	66	7.404	1:05.874	22	12.180	1:02.130	47	17.377	1:03.169	66	23.607	1:04.164
23	3.223	1:28.676	22	7.880	1:05.991	66	13.417	1:03.843	66	18.391	1:02.690	8	24.923	1:04.252
8	4.975	1:29.048	8	8.500	1:04.636	8	13.940	1:03.270	8	19.619	1:03.395	10	34.145	1:05.612
92	7.367	1:30.133	92	14.089	1:07.833	92	21.290	1:05.031	10	27.481	1:03.918	92	36.737	1:06.685
10	8.390	1:30.296	10	14.202	1:06.923	10	21.279	1:04.907	92	29.000	1:05.426	36	38.058	1:06.934
36	10.880	1:31.921	36	15.818	1:06.049	36	21.983	1:03.995	36	30.072	1:05.805			

Brands Hatch  
Circuit Length = 1.2080 miles.



# Historic Formula Ford

## RACE 4 - LAP CHART - Brands Hatch - 28 September 2013

(contd.)

Lap 11			Lap 12			Lap 13			Lap 14			Lap 15		
No	Behind	Laptime	No	Behind	Laptime	No	Behind	Laptime	No	Behind	Laptime	No	Behind	Laptime
57		1:01.049	57		1:02.368	57		1:03.138	57		1:03.509	40		1:02.771
40	2.942	1:00.125	36	1 LAP	1:25.593	40	0.048	1:02.499	40	0.029	1:03.490	57	1.523	1:04.323
4	10.401	1:02.128	40	0.687	1:00.113	36	1 LAP	1:12.001	4	13.050	1:04.533	92	1 LAP	1:14.099
60	10.904	1:02.596	4	11.084	1:03.051	4	12.026	1:04.080	60	15.599	1:05.510	4	14.664	1:04.414
9	12.660	1:03.865	60	11.935	1:03.399	60	13.598	1:04.801	16	20.161	1:05.887	60	17.731	1:04.932
16	13.756	1:02.798	9	15.839	1:05.547	16	17.783	1:04.905	36	1 LAP	1:14.974	16	22.503	1:05.142
77	15.223	1:02.695	16	16.016	1:04.628	77	19.080	1:05.173	77	20.798	1:05.227	77	23.253	1:05.255
56	17.826	1:03.799	77	17.045	1:04.190	9	21.212	1:08.511	9	24.544	1:06.841	9	27.714	1:05.970
20	18.957	1:03.320	56	20.575	1:05.117	56	23.062	1:05.625	56	25.436	1:05.883	56	28.612	1:05.976
66	29.264	1:06.706	20	21.618	1:05.029	20	23.926	1:05.446	20	25.944	1:05.527	20	29.016	1:05.872
8	30.393	1:06.519	66	33.580	1:06.684	66	37.624	1:07.182	66	42.688	1:08.573	36	1 LAP	1:14.772
47	35.827	1:14.295	8	34.480	1:06.455	47	45.680	1:08.287	47	50.403	1:08.232	66	48.528	1:08.640
22	38.019	1:21.103	47	40.531	1:07.072	22	46.695	1:07.925	22	50.944	1:07.758	47	54.562	1:06.959
10	42.206	1:09.110	22	41.908	1:06.257	8	47.174	1:15.832	8	52.264	1:08.599	22	55.833	1:07.689
92	44.508	1:08.820	10	48.038	1:08.200	10	54.852	1:09.952	10	1:01.175	1:09.832	8	57.938	1:08.474
			92	52.582	1:10.442	92	1:00.320	1:10.876						

Brands Hatch  
Circuit Length = 1.2080 miles.

# Historic Formula Ford

## RACE 4 - LAP CHART - Brands Hatch - 28 September 2013

(contd.)

Lap 16			Lap 17			Lap 18			Lap 19			Lap 20		
No	Behind	Laptime	No	Behind	Laptime	No	Behind	Laptime	No	Behind	Laptime	No	Behind	Laptime
40		1:03.138	40		1:03.120	40		1:03.279						
57	2.588	1:04.203	8	1 LAP	1:08.778	57	2.484	1:02.629						
10	1 LAP	1:09.382	57	3.134	1:03.666	8	1 LAP	1:08.307						
4	16.209	1:04.683	10	1 LAP	1:09.053	10	1 LAP	1:07.953						
92	1 LAP	1:12.619	4	17.157	1:04.068	4	17.600	1:03.722						
60	20.219	1:05.626	60	21.103	1:04.004	60	20.718	1:02.894						
77	26.509	1:06.394	92	1 LAP	1:12.626	77	28.092	1:04.137						
16	27.263	1:07.898	77	27.234	1:03.845	16	30.013	1:04.615						
9	30.425	1:05.849	16	28.677	1:04.534	9	31.701	1:03.392						
56	30.681	1:05.207	9	31.588	1:04.283	56	33.221	1:04.236						
20	31.375	1:05.497	56	32.264	1:04.703	20	33.373	1:04.117						
36	1 LAP	1:12.639	20	32.535	1:04.280	92	1 LAP	1:15.646						
66	52.956	1:07.566	36	1 LAP	1:11.481	36	1 LAP	1:10.689						
47	58.788	1:07.364	66	56.482	1:06.646	66	59.300	1:06.097						
22	59.528	1:06.833	47	1:01.457	1:05.789	47	1:03.808	1:05.630						
			22	1:03.006	1:06.598	22	1:43.015	1:43.288P						

Brands Hatch  
Circuit Length = 1.2080 miles.

## 70s Road Sports

### RACE 5 - QUALIFYING - Brands Hatch - 28 September 2013

POS	NO	CL	DRIVER	NAT	CAR	TIME	LAPS	GAP	MPH
1	72	C	James DEAN		Lotus Europa	56.877	12		76.46
2	46	C	Oliver FORD		Lotus Europa	56.994	13	0.117	76.30
3	9	B	Julian BARTER		TVR 3000M	57.018	12	0.141	76.27
4	17	H	William JENKINS		BMW 3.0 CSL	58.428	9	1.551	74.43
5	22	B	Sarah BENNETT-BAGGS		Porsche 911	58.793	12	1.916	73.96
6	28	H	Jonn HALL		Datsun 260Z	58.818	12	1.941	73.93
7	58	D	Robert BARTER		Jensen Healey	59.362	12	2.485	73.25
8	98	D	Bob TROTTER		Alfa Romeo 2000 GTV	1:00.790	11	3.913	71.53
9	19	B	Mark LEVERETT		Porsche 911 SC	1:00.885	12	4.008	71.42
10	50	F	Chris ALFORD		MG Midget	1:02.075	12	5.198	70.05
11	16	B	Alan HERSEY		Reliant Scimitar 5a	1:02.259	10	5.382	69.85
12	26	B	Paul STAFFORD		Datsun 240Z	1:02.445	5	5.568	69.64
13	4	D	Ken RORRISON		Alfa Romeo 2000 GTV	1:02.459	10	5.582	69.62
14	76	D	David ERWIN		Alfa Romeo 2000 GTV	1:02.642	11	5.765	69.42
15	69	H	Peter HEAD		MG B	1:03.242	11	6.365	68.76
16	14	B	Jai SHARMA		Ferrari 308 GTB	1:06.706	2	9.829	65.19
17	56	D	Sarah HUTCHISON		Lancia Beta	1:07.877	7	11.000	64.06

Car 16 requires a working transponder - Regulation Q.12.2.1 refers

Weather/Track: Fine / Dry

These results are provisional until the conclusion of any judicial and technical matters.

Brands Hatch

Circuit Length = 1.2080 miles.

Start: 10:15 End: 10:27

Clerk of the Course:

Timekeeper:

## 70s Road Sports

### RACE 5 - LAP ANALYSIS - Brands Hatch - 28 September 2013

<b>4</b>	<b>Ken RORRISON</b>	Alfa Romeo 2000 GTV
1 - 9:02.198	6 - 1:02.764	
2 - 1:05.732	7 - 1:03.177	
3 - 1:05.165	8 - <b>1:02.459</b>	
4 - 1:03.349	9 - 1:03.439	
5 - 1:53.832	10 - 1:05.268	
<b>9</b>	<b>Julian BARTER</b>	TVR 3000M
1 - 8:40.064	6 - 57.819	11 - 57.450
2 - 1:01.373	7 - 57.538	12 - 58.768
3 - 1:00.262	8 - 57.597	
4 - 58.382	9 - 57.687	
5 - 58.586	10 - <b>57.018</b>	
<b>14</b>	<b>Jai SHARMA</b>	Ferrari 308 GTB
1 - 8:36.653		
2 - <b>1:06.706</b>		
<b>16</b>	<b>Alan HERSEY</b>	Reliant Scimitar 5a
1 - 9:03.757	6 - 1:02.478	
2 - 1:04.707	7 - 1:02.646	
3 - 1:03.364	8 - 1:03.120	
4 - 2:17.048P	9 - 1:02.484	
5 - 1:07.966	10 - <b>1:02.259</b>	
<b>17</b>	<b>William JENKINS</b>	BMW 3.0 CSL
1 - 8:56.572	6 - 59.746	
2 - 1:03.745	7 - <b>58.428</b>	
3 - 1:00.347	8 - 58.816	
4 - 2:15.217P	9 - 58.781	
5 - 1:09.475		
<b>19</b>	<b>Mark LEVERETT</b>	Porsche 911 SC
1 - 9:03.013	6 - 1:01.869	11 - 1:01.332
2 - 1:02.652	7 - 1:01.867	12 - 1:02.850
3 - 1:01.552	8 - 1:00.968	
4 - 1:01.296	9 - <b>1:00.885</b>	
5 - 1:01.071	10 - 1:00.906	

Brands Hatch  
Circuit Length = 1.2080 miles.

## 70s Road Sports

### RACE 5 - LAP ANALYSIS - Brands Hatch - 28 September 2013

(contd.)

<b>22</b>	<b>Sarah BENNETT-BAGGS</b>	Porsche 911
1 - 8:38.217	6 - 1:00.378	11 - <b>58.793</b>
2 - 1:02.253	7 - 59.785	12 - 1:00.597
3 - 1:01.340	8 - 1:00.023	
4 - 1:00.879	9 - 59.477	
5 - 59.872	10 - 1:00.870	
<b>26</b>	<b>Paul STAFFORD</b>	Datsun 240Z
1 - 9:07.315		
2 - 1:02.454		
3 - 1:03.217		
4 - <b>1:02.445</b>		
5 - 1:46.449P		
<b>28</b>	<b>Jonn HALL</b>	Datsun 260Z
1 - 8:53.348	6 - 59.983	11 - 59.176
2 - 1:02.213	7 - 1:00.065	12 - 59.629
3 - 1:01.049	8 - 1:00.463	
4 - 1:00.252	9 - <b>58.818</b>	
5 - 59.900	10 - 59.214	
<b>46</b>	<b>Oliver FORD</b>	Lotus Europa
1 - 8:42.467	6 - 59.251	11 - 57.675
2 - 58.672	7 - 57.311	12 - 57.171
3 - 57.564	8 - 57.358	13 - 58.839
4 - 57.125	9 - <b>56.994</b>	
5 - 57.154	10 - 57.029	
<b>50</b>	<b>Chris ALFORD</b>	MG Midget
1 - 8:51.599	6 - 1:03.174	11 - 1:02.255
2 - 1:04.195	7 - <b>1:02.075</b>	12 - 1:02.878
3 - 1:03.305	8 - 1:02.369	
4 - 1:04.276	9 - 1:02.782	
5 - 1:02.396	10 - 1:02.495	
<b>56</b>	<b>Sarah HUTCHISON</b>	Lancia Beta
1 - 9:10.376	6 - 1:10.803	
2 - <b>1:07.877</b>	7 - 2:00.918P	
3 - 1:09.191		
4 - 1:08.392		
5 - 2:49.896P		

Brands Hatch  
Circuit Length = 1.2080 miles.

## 70s Road Sports

### RACE 5 - LAP ANALYSIS - Brands Hatch - 28 September 2013


(contd.)

<b>58</b>	<b>Robert BARTER</b>	Jensen Healey
1 - 8:49.932	6 - 1:00.654	11 - 1:00.114
2 - 1:02.600	7 - 1:00.507	12 - <b>59.362</b>
3 - 1:01.731	8 - 1:00.386	
4 - 1:00.874	9 - 1:00.377	
5 - 1:00.152	10 - 59.901	
<b>69</b>	<b>Peter HEAD</b>	MG B
1 - 8:54.416	6 - 1:07.021	11 - 1:04.182
2 - 1:09.197	7 - 1:05.207	
3 - 1:06.403	8 - 1:04.576	
4 - 1:04.575	9 - 1:07.364	
5 - 1:07.366	10 - <b>1:03.242</b>	
<b>72</b>	<b>James DEAN</b>	Lotus Europa
1 - 8:58.698	6 - 56.939	11 - 57.487
2 - 1:00.545	7 - <b>56.877</b>	12 - 1:02.304
3 - 57.111	8 - 56.927	
4 - 58.441	9 - 57.861	
5 - 57.826	10 - 57.650	
<b>76</b>	<b>David ERWIN</b>	Alfa Romeo 2000 GTV
1 - 8:58.296	6 - 1:02.905	11 - 1:16.550
2 - 1:05.376	7 - 1:03.133	
3 - 1:03.362	8 - 1:03.066	
4 - 1:04.637	9 - 1:02.702	
5 - 1:03.367	10 - <b>1:02.642</b>	
<b>98</b>	<b>Bob TROTTER</b>	Alfa Romeo 2000 GTV
1 - 8:53.198	6 - 1:05.007	11 - 1:03.941
2 - 1:04.683	7 - 1:01.929	
3 - 1:02.922	8 - <b>1:00.790</b>	
4 - 1:03.429	9 - 1:03.657	
5 - 1:01.944	10 - 1:01.578	

Brands Hatch  
Circuit Length = 1.2080 miles.

# 70s Road Sports

## RACE 5 - STARTING GRID - Brands Hatch - 28 September 2013

ROW 9	56 HUTCHISON	
ROW 8	69 HEAD	14 SHARMA
ROW 7	4 RORRISON	76 ERWIN
ROW 6	16 HERSEY	26 STAFFORD
ROW 5	19 LEVERETT	50 ALFORD
ROW 4	58 BARTER	98 TROTTER
ROW 3	22 BENNETT-BAGGS	28 HALL
ROW 2	9 BARTER	17 JENKINS
ROW 1	72 DEAN	46 FORD
	POLE	
		

Brands Hatch  
Circuit Length = 1.2080 miles.

Clerk of the Course:

Timekeeper:

## 70s Road Sports

### RACE 5 - CLASSIFICATION - Brands Hatch - 28 September 2013

POS	NO	CL	DRIVER	NAT	CAR	TIME	LAPS	GAP	MPH	BEST
1	9	B	Julian BARTER		TVR 3000M	20:37.340	21		73.86	57.028
2	72	C	James DEAN		Lotus Europa	21:03.828	21	26.488	72.31	57.751
3	22	B	Sarah BENNETT-BAGGS		Porsche 911	21:21.916	21	44.576	71.29	59.391
4	28	H	Jonn HALL		Datsun 260Z	21:25.951	21	48.611	71.07	58.809
5	58	D	Robert BARTER		Jensen Healey	20:41.076	20	1 LAP	70.13	59.329
6	19	B	Mark LEVERETT		Porsche 911 SC	20:58.092	20	1 LAP	69.18	1:01.277
7	26	B	Paul STAFFORD		Datsun 240Z	21:19.085	20	1 LAP	68.05	1:01.076
8	98	D	Bob TROTTER		Alfa Romeo 2000 GTV	21:19.354	20	1 LAP	68.03	1:01.292
9	50	F	Chris ALFORD		MG Midget	21:33.276	20	1 LAP	67.30	1:01.358
10	4	D	Ken RORRISON		Alfa Romeo 2000 GTV	21:34.744	20	1 LAP	67.22	1:01.892
11	76	D	David ERWIN		Alfa Romeo 2000 GTV	21:35.202	20	1 LAP	67.20	1:01.913
12	16	B	Alan HERSEY		Reliant Scimitar 5a	20:55.371	19	2 LAPS	65.87	1:02.966
13	56	D	Sarah HUTCHISON		Lancia Beta	21:03.851	19	2 LAPS	65.43	1:03.505
14	69	H	Peter HEAD		MG B	21:06.849	19	2 LAPS	65.27	1:03.413

#### NOT CLASSIFIED

46	C	Oliver FORD		Lotus Europa	11:52.714	12	D.N.F.	73.31	57.052
17	H	William JENKINS		BMW 3.0 CSL	7:25.961	7	D.N.F.	68.41	1:00.742
14	B	Jai SHARMA		Ferrari 308 GTB	2:23.246	2	D.N.F.	61.19	1:05.161

#### FASTEST LAP

9	B	Julian BARTER		TVR 3000M	57.028	12	76.25mph	122.72kph
46	C	Oliver FORD		Lotus Europa	57.052	12	76.22mph	122.67kph
28	H	Jonn HALL		Datsun 260Z	58.809	20	73.94mph	119.00kph
58	D	Robert BARTER		Jensen Healey	59.329	11	73.30mph	117.96kph
50	F	Chris ALFORD		MG Midget	1:01.358	19	70.87mph	114.06kph

Weather/Track: Cloudy / Drying

These results are provisional until the conclusion of any judicial and technical matters.

Brands Hatch

Circuit Length = 1.2080 miles.

Start: 15.04 End: 15.25

Clerk of the Course:

Timekeeper:



## 70s Road Sports

### RACE 5 - LAP ANALYSIS - Brands Hatch - 28 September 2013

<b>4</b>	<b>Ken RORRISON</b>	Alfa Romeo 2000 GTV							
1 -	1:18.667	6 -	1:04.963	11 -	1:02.946	16 -	1:02.307		
2 -	1:08.444	7 -	1:04.146	12 -	1:03.432	17 -	1:01.921		
3 -	1:06.469	8 -	1:03.976	13 -	1:03.764	18 -	1:02.583		
4 -	1:05.301	9 -	1:05.185	14 -	1:03.306	19 -	<b>1:01.892</b>		
5 -	1:05.386	10 -	1:03.845	15 -	1:04.094	20 -	1:02.117		
<b>9</b>	<b>Julian BARTER</b>	TVR 3000M							
1 -	1:09.224	6 -	58.902	11 -	57.820	16 -	58.430	21 -	57.767
2 -	1:01.528	7 -	57.968	12 -	<b>57.028</b>	17 -	58.247		
3 -	1:00.302	8 -	57.526	13 -	57.766	18 -	59.125		
4 -	58.878	9 -	57.710	14 -	57.876	19 -	58.333		
5 -	58.463	10 -	57.964	15 -	58.495	20 -	57.988		
<b>14</b>	<b>Jai SHARMA</b>	Ferrari 308 GTB							
1 -	1:18.085								
2 -	<b>1:05.161</b>								
<b>16</b>	<b>Alan HERSEY</b>	Reliant Scimitar 5a							
1 -	1:23.058	6 -	1:04.995	11 -	1:04.616	16 -	1:04.101		
2 -	1:11.625	7 -	1:04.887	12 -	1:05.396	17 -	1:03.330		
3 -	1:09.360	8 -	1:05.144	13 -	1:03.349	18 -	1:03.083		
4 -	1:07.551	9 -	1:05.544	14 -	1:03.186	19 -	1:02.991		
5 -	1:06.360	10 -	1:03.829	15 -	<b>1:02.966</b>				
<b>17</b>	<b>William JENKINS</b>	BMW 3.0 CSL							
1 -	1:14.916	6 -	1:00.964						
2 -	1:04.446	7 -	<b>1:00.742</b>						
3 -	1:02.585								
4 -	1:01.153								
5 -	1:01.155								
<b>19</b>	<b>Mark LEVERETT</b>	Porsche 911 SC							
1 -	1:16.951	6 -	1:01.619	11 -	1:01.366	16 -	<b>1:01.277</b>		
2 -	1:05.649	7 -	1:01.743	12 -	1:01.707	17 -	1:01.954		
3 -	1:03.890	8 -	1:01.482	13 -	1:01.497	18 -	1:01.691		
4 -	1:03.105	9 -	1:01.446	14 -	1:02.353	19 -	1:01.354		
5 -	1:02.361	10 -	1:01.523	15 -	1:03.069	20 -	1:02.055		

Brands Hatch  
Circuit Length = 1.2080 miles.

## 70s Road Sports

### RACE 5 - LAP ANALYSIS - Brands Hatch - 28 September 2013

(contd.)

<b>22</b>	<b>Sarah BENNETT-BAGGS</b>	Porsche 911							
1 -	1:12.795	6 -	1:00.058	11 -	1:00.872	16 -	1:01.430	21 -	59.989
2 -	1:03.303	7 -	59.994	12 -	1:00.079	17 -	59.715		
3 -	1:01.765	8 -	59.986	13 -	59.816	18 -	<b>59.391</b>		
4 -	1:01.194	9 -	1:00.234	14 -	1:00.064	19 -	59.512		
5 -	1:00.536	10 -	1:00.544	15 -	59.831	20 -	1:00.808		
<b>26</b>	<b>Paul STAFFORD</b>	Datsun 240Z							
1 -	1:19.442	6 -	1:03.586	11 -	1:02.377	16 -	1:03.328		
2 -	1:07.719	7 -	1:04.097	12 -	1:02.177	17 -	1:01.452		
3 -	1:04.989	8 -	1:02.905	13 -	1:01.379	18 -	<b>1:01.076</b>		
4 -	1:05.161	9 -	1:03.047	14 -	1:01.744	19 -	1:01.615		
5 -	1:04.454	10 -	1:04.308	15 -	1:01.817	20 -	1:02.412		
<b>28</b>	<b>Jonn HALL</b>	Datsun 260Z							
1 -	1:15.721	6 -	1:01.243	11 -	59.750	16 -	1:00.055	21 -	59.228
2 -	1:04.325	7 -	1:00.436	12 -	59.865	17 -	59.530		
3 -	1:02.933	8 -	1:02.000	13 -	1:01.055	18 -	58.937		
4 -	1:00.977	9 -	59.893	14 -	59.163	19 -	59.764		
5 -	1:02.734	10 -	59.517	15 -	1:00.016	20 -	<b>58.809</b>		
<b>46</b>	<b>Oliver FORD</b>	Lotus Europa							
1 -	1:08.972	6 -	58.182	11 -	57.668				
2 -	1:01.056	7 -	57.652	12 -	<b>57.052</b>				
3 -	1:00.458	8 -	57.498						
4 -	1:00.147	9 -	57.872						
5 -	58.226	10 -	57.931						
<b>50</b>	<b>Chris ALFORD</b>	MG Midget							
1 -	1:17.065	6 -	1:05.930	11 -	1:03.231	16 -	1:02.287		
2 -	1:06.925	7 -	1:04.159	12 -	1:03.130	17 -	1:02.046		
3 -	1:06.926	8 -	1:03.850	13 -	1:04.839	18 -	1:02.908		
4 -	1:07.424	9 -	1:04.950	14 -	1:03.201	19 -	<b>1:01.358</b>		
5 -	1:05.527	10 -	1:02.974	15 -	1:02.752	20 -	1:01.794		
<b>56</b>	<b>Sarah HUTCHISON</b>	Lancia Beta							
1 -	1:23.899	6 -	1:05.345	11 -	1:04.213	16 -	1:03.538		
2 -	1:11.326	7 -	1:05.625	12 -	1:04.391	17 -	1:06.129		
3 -	1:09.721	8 -	1:04.393	13 -	1:03.753	18 -	1:05.464		
4 -	1:07.335	9 -	1:05.408	14 -	<b>1:03.505</b>	19 -	1:04.868		
5 -	1:06.498	10 -	1:04.761	15 -	1:03.679				

Brands Hatch  
Circuit Length = 1.2080 miles.

## 70s Road Sports

### RACE 5 - LAP ANALYSIS - Brands Hatch - 28 September 2013

(contd.)

<b>58</b>	<b>Robert BARTER</b>	Jensen Healey							
1 -	1:14.419	6 -	1:01.569	11 -	<b>59.329</b>	16 -	1:02.630		
2 -	1:04.691	7 -	1:00.573	12 -	1:00.370	17 -	1:02.597		
3 -	1:02.415	8 -	1:01.884	13 -	1:00.624	18 -	1:02.365		
4 -	1:01.338	9 -	59.878	14 -	59.505	19 -	1:00.907		
5 -	1:02.927	10 -	59.710	15 -	1:00.190	20 -	1:03.155		
<b>69</b>	<b>Peter HEAD</b>	MG B							
1 -	1:23.911	6 -	1:05.787	11 -	1:05.350	16 -	1:05.078		
2 -	1:11.257	7 -	1:05.738	12 -	1:04.533	17 -	<b>1:03.413</b>		
3 -	1:10.003	8 -	1:04.210	13 -	1:03.850	18 -	1:04.169		
4 -	1:07.997	9 -	1:05.512	14 -	1:04.951	19 -	1:04.714		
5 -	1:06.428	10 -	1:04.470	15 -	1:05.478				
<b>72</b>	<b>James DEAN</b>	Lotus Europa							
1 -	1:10.651	6 -	59.300	11 -	59.494	16 -	58.183	21 -	58.125
2 -	1:02.691	7 -	1:00.178	12 -	58.972	17 -	1:01.092		
3 -	1:01.591	8 -	59.472	13 -	58.565	18 -	<b>57.751</b>		
4 -	1:01.012	9 -	59.145	14 -	1:00.243	19 -	59.102		
5 -	1:00.916	10 -	1:00.942	15 -	58.357	20 -	58.046		
<b>76</b>	<b>David ERWIN</b>	Alfa Romeo 2000 GTV							
1 -	1:21.428	6 -	1:04.682	11 -	1:03.110	16 -	1:02.269		
2 -	1:07.384	7 -	1:03.949	12 -	1:03.318	17 -	1:02.374		
3 -	1:06.278	8 -	1:03.828	13 -	1:04.189	18 -	1:02.164		
4 -	1:05.934	9 -	1:05.115	14 -	1:03.355	19 -	<b>1:01.913</b>		
5 -	1:04.887	10 -	1:03.312	15 -	1:03.629	20 -	1:02.084		
<b>98</b>	<b>Bob TROTTER</b>	Alfa Romeo 2000 GTV							
1 -	1:17.982	6 -	1:04.289	11 -	1:02.810	16 -	1:03.961		
2 -	1:07.627	7 -	1:03.317	12 -	1:02.431	17 -	1:01.431		
3 -	1:05.793	8 -	1:03.584	13 -	1:02.065	18 -	<b>1:01.292</b>		
4 -	1:05.047	9 -	1:02.200	14 -	1:01.860	19 -	1:01.407		
5 -	1:04.414	10 -	1:03.750	15 -	1:01.860	20 -	1:02.234		

Brands Hatch  
Circuit Length = 1.2080 miles.

## 70s Road Sports

### RACE 5 - LAP CHART - Brands Hatch - 28 September 2013

Lap 1			Lap 2			Lap 3			Lap 4			Lap 5		
No	Behind	Laptime	No	Behind	Laptime	No	Behind	Laptime	No	Behind	Laptime	No	Behind	Laptime
46		1:08.972	46		1:01.056	46		1:00.458	9		58.878	9		58.463
9	0.252	1:09.224	9	0.724	1:01.528	9	0.568	1:00.302	46	0.701	1:00.147	46	0.464	58.226
72	1.679	1:10.651	72	3.314	1:02.691	72	4.447	1:01.591	72	6.013	1:01.012	72	8.466	1:00.916
22	3.823	1:12.795	22	6.070	1:03.303	22	7.377	1:01.765	22	9.125	1:01.194	22	11.198	1:00.536
58	5.447	1:14.419	58	9.082	1:04.691	58	11.039	1:02.415	58	12.931	1:01.338	17	15.860	1:01.155
17	5.944	1:14.916	17	9.334	1:04.446	17	11.461	1:02.585	17	13.168	1:01.153	58	17.395	1:02.927
28	6.749	1:15.721	28	10.018	1:04.325	28	12.493	1:02.933	28	14.024	1:00.977	28	18.295	1:02.734
19	7.979	1:16.951	19	12.572	1:05.649	19	16.004	1:03.890	19	19.663	1:03.105	19	23.561	1:02.361
50	8.093	1:17.065	14	13.218	1:05.161	50	20.430	1:06.926	98	26.517	1:05.047	98	32.468	1:04.414
98	9.010	1:17.982	50	13.962	1:06.925	98	20.916	1:05.793	26	27.379	1:05.161	26	33.370	1:04.454
14	9.113	1:18.085	98	15.581	1:07.627	26	21.664	1:04.989	50	28.408	1:07.424	50	35.472	1:05.527
4	9.695	1:18.667	4	17.083	1:08.444	4	23.094	1:06.469	4	28.949	1:05.301	4	35.872	1:05.386
26	10.470	1:19.442	26	17.133	1:07.719	76	24.604	1:06.278	76	31.092	1:05.934	76	37.516	1:04.887
76	12.456	1:21.428	76	18.784	1:07.384	16	33.557	1:09.360	16	41.662	1:07.551	16	49.559	1:06.360
16	14.086	1:23.058	16	24.655	1:11.625	56	34.460	1:09.721	56	42.349	1:07.335	56	50.384	1:06.498
56	14.927	1:23.899	69	25.140	1:11.257	69	34.685	1:10.003	69	43.236	1:07.997	69	51.201	1:06.428
69	14.939	1:23.911	56	25.197	1:11.326									

Brands Hatch  
Circuit Length = 1.2080 miles.

## 70s Road Sports

### RACE 5 - LAP CHART - Brands Hatch - 28 September 2013

(contd.)

Lap 6			Lap 7			Lap 8			Lap 9			Lap 10		
No	Behind	Laptime	No	Behind	Laptime	No	Behind	Laptime	No	Behind	Laptime	No	Behind	Laptime
46		58.182	46		57.652	46		57.498	46		57.872	46		57.931
9	0.256	58.902	9	0.572	57.968	9	0.600	57.526	9	0.438	57.710	9	0.471	57.964
72	9.120	59.300	69	1 LAP	1:05.787	16	1 LAP	1:04.887	16	1 LAP	1:05.144	4	1 LAP	1:05.185
22	12.610	1:00.058	72	11.646	1:00.178	56	1 LAP	1:05.625	56	1 LAP	1:04.393	50	1 LAP	1:04.950
17	18.178	1:00.964	22	14.952	59.994	69	1 LAP	1:05.738	72	14.893	59.145	76	1 LAP	1:05.115
58	20.318	1:01.569	17	21.268	1:00.742	72	13.620	59.472	69	1 LAP	1:04.210	72	17.904	1:00.942
28	20.892	1:01.243	58	23.239	1:00.573	22	17.440	59.986	22	19.802	1:00.234	16	1 LAP	1:05.544
19	26.534	1:01.619	28	23.676	1:00.436	58	27.625	1:01.884	58	29.631	59.878	56	1 LAP	1:05.408
98	38.111	1:04.289	19	30.625	1:01.743	28	28.178	1:02.000	28	30.199	59.893	22	22.415	1:00.544
26	38.310	1:03.586	98	43.776	1:03.317	19	34.609	1:01.482	19	38.183	1:01.446	69	1 LAP	1:05.512
4	42.189	1:04.963	26	44.755	1:04.097	98	49.862	1:03.584	98	54.190	1:02.200	58	31.410	59.710
50	42.756	1:05.930	4	48.683	1:04.146	26	50.162	1:02.905	26	55.337	1:03.047	28	31.785	59.517
76	43.552	1:04.682	50	49.263	1:04.159	4	55.161	1:03.976				19	41.775	1:01.523
16	55.908	1:04.995	76	49.849	1:03.949	50	55.615	1:03.850						
56	57.083	1:05.345				76	56.179	1:03.828						

Brands Hatch  
Circuit Length = 1.2080 miles.

# 70s Road Sports

## RACE 5 - LAP CHART - Brands Hatch - 28 September 2013

(contd.)

Lap 11			Lap 12			Lap 13			Lap 14			Lap 15		
No	Behind	Laptime	No	Behind	Laptime	No	Behind	Laptime	No	Behind	Laptime	No	Behind	Laptime
46		57.668	46		57.052	9		57.766	9		57.876	9		58.495
9	0.623	57.820	9	0.599	57.028	98	1 LAP	1:02.431	98	1 LAP	1:02.065	98	1 LAP	1:01.860
98	1 LAP	1:03.750	98	1 LAP	1:02.810	26	1 LAP	1:02.177	26	1 LAP	1:01.379	26	1 LAP	1:01.744
26	1 LAP	1:04.308	26	1 LAP	1:02.377	50	1 LAP	1:03.130	72	24.217	1:00.243	72	24.079	58.357
50	1 LAP	1:02.974	50	1 LAP	1:03.231	4	1 LAP	1:03.432	4	1 LAP	1:03.764	4	1 LAP	1:03.306
4	1 LAP	1:03.845	4	1 LAP	1:02.946	72	21.850	58.565	50	1 LAP	1:04.839	50	1 LAP	1:03.201
76	1 LAP	1:03.312	76	1 LAP	1:03.110	76	1 LAP	1:03.318	76	1 LAP	1:04.189	76	1 LAP	1:03.355
72	19.730	59.494	72	21.650	58.972	22	30.097	59.816	22	32.285	1:00.064	22	33.621	59.831
22	25.619	1:00.872	22	28.646	1:00.079	58	38.648	1:00.624	58	40.277	59.505	58	41.972	1:00.190
16	1 LAP	1:03.829	16	1 LAP	1:04.616	28	39.370	1:01.055	28	40.657	59.163	28	42.178	1:00.016
56	1 LAP	1:04.761	56	1 LAP	1:04.213	16	1 LAP	1:05.396	16	1 LAP	1:03.349	16	1 LAP	1:03.186
69	1 LAP	1:04.470	58	36.389	1:00.370	56	1 LAP	1:04.391	56	1 LAP	1:03.753	56	1 LAP	1:03.505
58	33.071	59.329	28	36.680	59.865	69	1 LAP	1:04.533	69	1 LAP	1:03.850	69	1 LAP	1:04.951
28	33.867	59.750	69	1 LAP	1:05.350	19	53.260	1:01.497	19	57.737	1:02.353			
19	45.473	1:01.366	19	50.128	1:01.707									

Brands Hatch  
Circuit Length = 1.2080 miles.

## 70s Road Sports

### RACE 5 - LAP CHART - Brands Hatch - 28 September 2013

(contd.)

Lap 16			Lap 17			Lap 18			Lap 19			Lap 20		
No	Behind	Laptime	No	Behind	Laptime	No	Behind	Laptime	No	Behind	Laptime	No	Behind	Laptime
9		58.430	9		58.247	9		59.125	9		58.333	9		57.988
19	1 LAP	1:03.069	69	2 LAPS	1:05.478	16	2 LAPS	1:04.101	16	2 LAPS	1:03.330	16	2 LAPS	1:03.083
98	1 LAP	1:01.860	19	1 LAP	1:01.277	56	2 LAPS	1:03.538	56	2 LAPS	1:06.129	19	1 LAP	1:01.354
26	1 LAP	1:01.817	72	26.677	1:01.092	19	1 LAP	1:01.954	19	1 LAP	1:01.691	56	2 LAPS	1:05.464
72	23.832	58.183	26	1 LAP	1:03.328	69	2 LAPS	1:05.078	69	2 LAPS	1:03.413	69	2 LAPS	1:04.169
22	36.621	1:01.430	98	1 LAP	1:03.961	72	25.303	57.751	72	26.072	59.102	72	26.130	58.046
50	1 LAP	1:02.752	22	38.089	59.715	26	1 LAP	1:01.452	26	1 LAP	1:01.076	26	1 LAP	1:01.615
4	1 LAP	1:04.094	50	1 LAP	1:02.287	98	1 LAP	1:01.431	98	1 LAP	1:01.292	98	1 LAP	1:01.407
76	1 LAP	1:03.629	4	1 LAP	1:02.307	22	38.355	59.391	22	39.534	59.512	22	42.354	1:00.808
28	43.803	1:00.055	76	1 LAP	1:02.269	50	1 LAP	1:02.046	28	46.329	59.764	28	47.150	58.809
58	46.172	1:02.630	28	45.086	59.530	28	44.898	58.937	50	1 LAP	1:02.908	50	1 LAP	1:01.358
16	1 LAP	1:02.966	58	50.522	1:02.597	4	1 LAP	1:01.921	4	1 LAP	1:02.583	4	1 LAP	1:01.892
56	1 LAP	1:03.679				76	1 LAP	1:02.374	76	1 LAP	1:02.164	76	1 LAP	1:01.913
						58	53.762	1:02.365	58	56.336	1:00.907			

Brands Hatch  
Circuit Length = 1.2080 miles.

# 70s Road Sports

## RACE 5 - LAP CHART - Brands Hatch - 28 September 2013

(contd.)

Lap 21			Lap 22			Lap 23			Lap 24			Lap 25		
No	Behind	Laptime	No	Behind	Laptime	No	Behind	Laptime	No	Behind	Laptime	No	Behind	Laptime
9		57.767												
58	1 LAP	1:03.155												
16	2 LAPS	1:02.991												
19	1 LAP	1:02.055												
72	26.488	58.125												
56	2 LAPS	1:04.868												
69	2 LAPS	1:04.714												
26	1 LAP	1:02.412												
98	1 LAP	1:02.234												
22	44.576	59.989												
28	48.611	59.228												
50	1 LAP	1:01.794												
4	1 LAP	1:02.117												
76	1 LAP	1:02.084												

Brands Hatch  
Circuit Length = 1.2080 miles.



## Classic Formula 3

### RACE 7 - QUALIFYING - Brands Hatch - 28 September 2013

POS	NO	CL	DRIVER	NAT	CAR	TIME	LAPS	GAP	MPH
1	8	A	Graham FENNYMORE		Ralt RT3	48.087	14		90.43
2	2	A	Benn SIMMS		March 803B	48.139	15	0.052	90.33
3	11	A	Greg CATON		March 803B	48.344	13	0.257	89.95
4	3	A	David SHAW		Ralt RT1	48.617	13	0.530	89.45
5	38	A	Hugh PRICE		Chevron B38	49.503	14	1.416	87.84
6	61	A	Heinrich LANGFERMANN		Ralt RT3	49.944	14	1.857	87.07
7	47	A	Louis HANJOUL		Argo JM 1	50.289	14	2.202	86.47
8	18	A	Paul DIBDEN		Ralt RT1	50.475	14	2.388	86.15
9	7	A	Marcus MUSSA		March 763	50.483	14	2.396	86.14
10	70	A	Richard SMEETON		Modus M1	51.826	13	3.739	83.91
11	33	A	Alastair DAVIDSON		Ralt RT1	51.914	13	3.827	83.76
12	41	B	Tony SINCLAIR		Brabham BT41	52.468	13	4.381	82.88
13	10	A	Mark HULME		Toj-Modus M1	52.543	13	4.456	82.76

Weather/Track: Sunny / Dry

These results are provisional until the conclusion of any judicial and technical matters.

Brands Hatch  
Circuit Length = 1.2080 miles.  
Start: 10.57 End: 11.09

Clerk of the Course:		Timekeeper:
----------------------	--	-------------

## Classic Formula 3

### RACE 7 - LAP ANALYSIS - Brands Hatch - 28 September 2013

<b>2</b>	<b>Benn SIMMS</b>	March 803B			
1 -	9:59.921	6 -	48.729	11 -	48.214
2 -	49.932	7 -	50.134	12 -	<b>48.139</b>
3 -	48.923	8 -	48.273	13 -	48.309
4 -	48.783	9 -	48.919	14 -	48.530
5 -	49.285	10 -	48.289	15 -	49.135
<b>3</b>	<b>David SHAW</b>	Ralt RT1			
1 -	X:00.000	6 -	48.685	11 -	54.744
2 -	51.002	7 -	48.623	12 -	48.650
3 -	49.659	8 -	56.763	13 -	<b>48.617</b>
4 -	49.034	9 -	48.763		
5 -	48.703	10 -	1:52.954P		
<b>7</b>	<b>Marcus MUSSA</b>	March 763			
1 -	X:00.000	6 -	52.359	11 -	51.023
2 -	52.936	7 -	<b>50.483</b>	12 -	50.873
3 -	51.609	8 -	50.669	13 -	50.631
4 -	51.265	9 -	51.217	14 -	50.766
5 -	50.917	10 -	51.041		
<b>8</b>	<b>Graham FENNYMORE</b>	Ralt RT3			
1 -	X:00.000	6 -	49.891	11 -	48.577
2 -	49.354	7 -	48.354	12 -	51.774
3 -	48.174	8 -	48.625	13 -	48.453
4 -	48.247	9 -	48.605	14 -	48.183
5 -	48.280	10 -	<b>48.087</b>		
<b>10</b>	<b>Mark HULME</b>	Toj-Modus M1			
1 -	X:00.000	6 -	55.028	11 -	52.728
2 -	55.420	7 -	54.695	12 -	55.087
3 -	54.163	8 -	53.823	13 -	<b>52.543</b>
4 -	57.582	9 -	53.166		
5 -	54.513	10 -	53.628		
<b>11</b>	<b>Greg CATON</b>	March 803B			
1 -	X:00.000	6 -	49.291	11 -	49.351
2 -	50.677	7 -	48.915	12 -	48.457
3 -	50.109	8 -	48.608	13 -	49.312
4 -	50.160	9 -	<b>48.344</b>		
5 -	50.308	10 -	48.743		

Brands Hatch  
Circuit Length = 1.2080 miles.

## Classic Formula 3

### RACE 7 - LAP ANALYSIS - Brands Hatch - 28 September 2013

(contd.)

<b>18</b>	<b>Paul DIBDEN</b>				Ralt RT1
1 -	X:00.000	6 -	51.042	11 -	50.604
2 -	53.028	7 -	50.620	12 -	50.658
3 -	51.381	8 -	51.156	13 -	50.707
4 -	51.877	9 -	50.934	14 -	51.251
5 -	51.099	10 -	<b>50.475</b>		
<b>33</b>	<b>Alastair DAVIDSON</b>				Ralt RT1
1 -	X:00.000	6 -	52.629	11 -	51.947
2 -	53.229	7 -	52.337	12 -	1:30.597P
3 -	52.325	8 -	52.293	13 -	55.625
4 -	52.601	9 -	<b>51.914</b>		
5 -	52.534	10 -	52.008		
<b>38</b>	<b>Hugh PRICE</b>				Chevron B38
1 -	X:00.000	6 -	50.171	11 -	49.641
2 -	53.076	7 -	49.821	12 -	51.628
3 -	51.332	8 -	49.851	13 -	49.513
4 -	50.182	9 -	50.518	14 -	50.014
5 -	51.108	10 -	<b>49.503</b>		
<b>41</b>	<b>Tony SINCLAIR</b>				Brabham BT41
1 -	X:00.000	6 -	53.139	11 -	52.684
2 -	55.738	7 -	53.125	12 -	53.099
3 -	54.535	8 -	53.369	13 -	<b>52.468</b>
4 -	54.748	9 -	52.741		
5 -	53.460	10 -	52.769		
<b>47</b>	<b>Louis HANJOUL</b>				Argo JM 1
1 -	X:00.000	6 -	50.355	11 -	50.654
2 -	52.532	7 -	<b>50.289</b>	12 -	50.562
3 -	51.488	8 -	50.539	13 -	50.361
4 -	51.299	9 -	50.756	14 -	51.434
5 -	50.882	10 -	50.419		
<b>61</b>	<b>Heinrich LANGFERMANN</b>				Ralt RT3
1 -	X:00.000	6 -	50.562	11 -	50.293
2 -	53.054	7 -	50.620	12 -	50.270
3 -	54.040	8 -	50.268	13 -	52.219
4 -	51.617	9 -	50.108	14 -	<b>49.944</b>
5 -	50.873	10 -	50.271		

Brands Hatch  
Circuit Length = 1.2080 miles.

### Classic Formula 3

### RACE 7 - LAP ANALYSIS - Brands Hatch - 28 September 2013

(contd.)

<b>70</b>	<b>Richard SMEETON</b>	Modus M1					
1 -	X:00.000	6 -	52.402	11 -	52.020		
2 -	54.991	7 -	52.203	12 -	<b>51.826</b>		
3 -	52.581	8 -	52.031	13 -	52.261		
4 -	1:19.454	9 -	52.402				
5 -	53.779	10 -	52.599				


Brands Hatch  
Circuit Length = 1.2080 miles.

# Classic Formula 3

## RACE 7 - STARTING GRID - Brands Hatch - 28 September 2013

ROW 7	10 HULME	41 SINCLAIR
ROW 6	33 DAVIDSON	70 SMEETON
ROW 5	7 MUSSA	18 DIBDEN
ROW 4	47 HANJOUL	61 LANGFERMANN
ROW 3	38 PRICE	3 SHAW
ROW 2	11 CATON	2 SIMMS
ROW 1	8 FENNYMORE	

**POLE**



Brands Hatch  
Circuit Length = 1.2080 miles.

Clerk of the Course:

Timekeeper:

## Classic Formula 3

### RACE 7 - CLASSIFICATION - Brands Hatch - 28 September 2013

POS	NO	CL	DRIVER	NAT	CAR	TIME	LAPS	GAP	MPH	BEST
1	8	A	Graham FENNYMORE		Ralt RT3	20:21.222	25		89.08	48.178
2	11	A	Greg CATON		March 803B	20:21.534	25	0.312	89.05	48.100
3	3	A	David SHAW		Ralt RT1	20:31.384	25	10.162	88.34	48.098
4	38	A	Hugh PRICE		Chevron B38	21:06.295	25	45.073	85.91	49.833
5	61	A	Heinrich LANGFERMANN		Ralt RT3	20:28.926	24	1 LAP	84.98	50.133
6	18	A	Paul DIBDEN		Ralt RT1	20:37.975	24	1 LAP	84.36	50.131
7	7	A	Marcus MUSSA		March 763	20:44.476	24	1 LAP	83.92	50.807
8	47	A	Louis HANJOUL		Argo JM 1	20:53.658	24	1 LAP	83.30	50.641
9	33	A	Alastair DAVIDSON		Ralt RT1	21:04.998	24	1 LAP	82.56	51.859
10	70	A	Richard SMEETON		Modus M1	21:07.682	24	1 LAP	82.38	51.459
11	41	B	Tony SINCLAIR		Brabham BT41	21:12.600	24	1 LAP	82.06	52.010
12	10	A	Mark HULME		Toj-Modus M1	20:49.501	23	2 LAPS	80.10	52.105

#### NOT CLASSIFIED

2	A	Benn SIMMS	March 803B	0	D.N.F.	N/A
---	---	------------	------------	---	--------	-----

#### FASTEST LAP

3	A	David SHAW	Ralt RT1	48.098	25	90.41mph	145.50kph
41	B	Tony SINCLAIR	Brabham BT41	52.010	11	83.61mph	134.56kph

Weather / Track Cloudy / Dry

These results are provisional until the conclusion of any judicial and technical matters.

Brands Hatch  
Circuit Length = 1.2080 miles.  
Start: 16.08 End: 16.28

Clerk of the Course:

Timekeeper:

## Classic Formula 3

### RACE 7 - LAP ANALYSIS - Brands Hatch - 28 September 2013

<b>2</b>	<b>Benn SIMMS</b>	March 803B							
<b>3</b>	<b>David SHAW</b>	Ralt RT1							
1 -	57.644	6 -	49.195	11 -	49.402	16 -	48.997	21 -	49.225
2 -	49.778	7 -	49.143	12 -	48.791	17 -	48.512	22 -	48.413
3 -	49.586	8 -	48.897	13 -	48.743	18 -	49.327	23 -	48.263
4 -	49.710	9 -	48.836	14 -	48.684	19 -	48.531	24 -	48.260
5 -	49.349	10 -	48.866	15 -	48.794	20 -	48.340	25 -	<b>48.098</b>
<b>7</b>	<b>Marcus MUSSA</b>	March 763							
1 -	1:01.071	6 -	51.522	11 -	51.110	16 -	51.962	21 -	50.879
2 -	52.061	7 -	51.550	12 -	51.888	17 -	51.261	22 -	50.897
3 -	51.724	8 -	51.925	13 -	51.346	18 -	51.301	23 -	51.290
4 -	52.063	9 -	51.906	14 -	<b>50.807</b>	19 -	51.166	24 -	51.131
5 -	51.861	10 -	51.172	15 -	51.255	20 -	51.328		
<b>8</b>	<b>Graham FENNYMORE</b>	Ralt RT3							
1 -	54.985	6 -	48.682	11 -	48.440	16 -	48.437	21 -	48.210
2 -	49.201	7 -	48.518	12 -	48.499	17 -	48.721	22 -	49.218
3 -	48.930	8 -	48.214	13 -	48.608	18 -	48.368	23 -	48.406
4 -	48.639	9 -	48.816	14 -	49.368	19 -	48.359	24 -	48.243
5 -	48.678	10 -	48.610	15 -	48.564	20 -	<b>48.178</b>	25 -	48.330
<b>10</b>	<b>Mark HULME</b>	Toj-Modus M1							
1 -	1:06.050	6 -	53.962	11 -	53.067	16 -	53.213	21 -	52.582
2 -	54.511	7 -	53.739	12 -	54.134	17 -	54.465	22 -	<b>52.105</b>
3 -	54.249	8 -	54.314	13 -	52.810	18 -	54.507	23 -	52.138
4 -	54.394	9 -	54.653	14 -	54.172	19 -	54.227		
5 -	54.317	10 -	54.429	15 -	54.154	20 -	53.309		
<b>11</b>	<b>Greg CATON</b>	March 803B							
1 -	55.714	6 -	48.606	11 -	48.349	16 -	48.464	21 -	48.196
2 -	49.785	7 -	48.801	12 -	48.493	17 -	48.386	22 -	48.954
3 -	49.352	8 -	48.485	13 -	48.414	18 -	<b>48.100</b>	23 -	48.567
4 -	48.941	9 -	48.595	14 -	48.442	19 -	48.283	24 -	48.406
5 -	48.968	10 -	48.591	15 -	48.401	20 -	48.130	25 -	48.111

Brands Hatch  
Circuit Length = 1.2080 miles.

## Classic Formula 3

### RACE 7 - LAP ANALYSIS - Brands Hatch - 28 September 2013

(contd.)

<b>18</b>	<b>Paul DIBDEN</b>						Ralt RT1		
1 -	59.870	6 -	51.103	11 -	50.404	16 -	51.447	21 -	51.082
2 -	51.311	7 -	50.548	12 -	55.481	17 -	50.956	22 -	51.010
3 -	51.038	8 -	50.499	13 -	50.800	18 -	51.343	23 -	51.562
4 -	51.167	9 -	<b>50.131</b>	14 -	51.185	19 -	51.937	24 -	51.261
5 -	51.346	10 -	50.350	15 -	50.575	20 -	51.569		
<b>33</b>	<b>Alastair DAVIDSON</b>						Ralt RT1		
1 -	1:01.776	6 -	52.791	11 -	<b>51.859</b>	16 -	52.161	21 -	52.289
2 -	52.527	7 -	52.253	12 -	52.358	17 -	52.354	22 -	52.047
3 -	52.388	8 -	52.027	13 -	52.618	18 -	52.565	23 -	52.100
4 -	52.536	9 -	52.321	14 -	52.165	19 -	52.202	24 -	52.643
5 -	52.416	10 -	52.441	15 -	51.981	20 -	52.180		
<b>38</b>	<b>Hugh PRICE</b>						Chevron B38		
1 -	58.487	6 -	50.017	11 -	<b>49.833</b>	16 -	50.229	21 -	50.501
2 -	50.696	7 -	50.229	12 -	51.253	17 -	50.563	22 -	50.211
3 -	50.080	8 -	50.173	13 -	50.211	18 -	50.178	23 -	50.491
4 -	49.960	9 -	49.908	14 -	49.955	19 -	50.518	24 -	50.657
5 -	50.263	10 -	50.075	15 -	50.405	20 -	50.208	25 -	51.194
<b>41</b>	<b>Tony SINCLAIR</b>						Brabham BT41		
1 -	1:03.126	6 -	52.447	11 -	<b>52.010</b>	16 -	52.199	21 -	52.500
2 -	52.706	7 -	52.663	12 -	53.887	17 -	52.322	22 -	54.012
3 -	52.557	8 -	52.433	13 -	52.320	18 -	52.251	23 -	52.340
4 -	52.902	9 -	52.175	14 -	52.729	19 -	52.292	24 -	52.952
5 -	52.790	10 -	52.248	15 -	52.390	20 -	52.349		
<b>47</b>	<b>Louis HANJOUL</b>						Argo JM 1		
1 -	1:04.928	6 -	52.216	11 -	50.953	16 -	51.812	21 -	51.052
2 -	52.440	7 -	51.840	12 -	50.852	17 -	55.517	22 -	50.911
3 -	51.760	8 -	51.974	13 -	50.904	18 -	52.772	23 -	50.854
4 -	52.213	9 -	51.794	14 -	<b>50.641</b>	19 -	51.499	24 -	50.773
5 -	51.510	10 -	51.056	15 -	52.269	20 -	51.118		
<b>61</b>	<b>Heinrich LANGFERMANN</b>						Ralt RT3		
1 -	1:00.676	6 -	50.899	11 -	50.371	16 -	50.625	21 -	52.606
2 -	51.371	7 -	50.830	12 -	52.085	17 -	50.371	22 -	51.140
3 -	50.705	8 -	50.542	13 -	50.219	18 -	<b>50.133</b>	23 -	50.479
4 -	51.395	9 -	50.660	14 -	50.335	19 -	50.245	24 -	50.676
5 -	51.110	10 -	50.317	15 -	50.486	20 -	50.650		

Brands Hatch  
Circuit Length = 1.2080 miles.



## Classic Formula 3

### RACE 7 - LAP ANALYSIS - Brands Hatch - 28 September 2013

(contd.)

<b>70</b>	<b>Richard SMEETON</b>	Modus M1							
1 -	1:02.194	6 -	52.502	11 -	52.420	16 -	52.262	21 -	52.267
2 -	52.616	7 -	52.830	12 -	51.683	17 -	51.877	22 -	51.899
3 -	52.278	8 -	52.123	13 -	53.498	18 -	52.348	23 -	52.584
4 -	52.379	9 -	52.165	14 -	<b>51.459</b>	19 -	52.203	24 -	54.081
5 -	52.754	10 -	51.892	15 -	53.247	20 -	52.121		

Brands Hatch  
Circuit Length = 1.2080 miles.

## Classic Formula 3

### RACE 7 - LAP CHART - Brands Hatch - 28 September 2013

Lap 1			Lap 2			Lap 3			Lap 4			Lap 5		
No	Behind	Laptime	No	Behind	Laptime	No	Behind	Laptime	No	Behind	Laptime	No	Behind	Laptime
8		54.985	8		49.201	8		48.930	8		48.639	8		48.678
11	0.729	55.714	11	1.313	49.785	11	1.735	49.352	11	2.037	48.941	11	2.327	48.968
3	2.659	57.644	3	3.236	49.778	3	3.892	49.586	3	4.963	49.710	3	5.634	49.349
38	3.502	58.487	38	4.997	50.696	38	6.147	50.080	38	7.468	49.960	38	9.053	50.263
18	4.885	59.870	18	6.995	51.311	18	9.103	51.038	18	11.631	51.167	18	14.299	51.346
61	5.691	1:00.676	61	7.861	51.371	61	9.636	50.705	61	12.392	51.395	61	14.824	51.110
7	6.086	1:01.071	7	8.946	52.061	7	11.740	51.724	7	15.164	52.063	7	18.347	51.861
33	6.791	1:01.776	33	10.117	52.527	33	13.575	52.388	33	17.472	52.536	33	21.210	52.416
70	7.209	1:02.194	70	10.624	52.616	70	13.972	52.278	70	17.712	52.379	70	21.788	52.754
41	8.141	1:03.126	41	11.646	52.706	41	15.273	52.557	41	19.536	52.902	47	22.418	51.510
47	9.943	1:04.928	47	13.182	52.440	47	16.012	51.760	47	19.586	52.213	41	23.648	52.790
10	11.065	1:06.050	10	16.375	54.511	10	21.694	54.249	10	27.449	54.394	10	33.088	54.317

Brands Hatch  
Circuit Length = 1.2080 miles.

### Classic Formula 3

### RACE 7 - LAP CHART - Brands Hatch - 28 September 2013

(contd.)

Lap 6			Lap 7			Lap 8			Lap 9			Lap 10		
No	Behind	Laptime	No	Behind	Laptime	No	Behind	Laptime	No	Behind	Laptime	No	Behind	Laptime
8		48.682	8		48.518	8		48.214	8		48.816	8		48.610
11	2.251	48.606	11	2.534	48.801	11	2.805	48.485	10	1 LAP	54.314	11	2.565	48.591
3	6.147	49.195	3	6.772	49.143	3	7.455	48.897	11	2.584	48.595	10	1 LAP	54.653
38	10.388	50.017	38	12.099	50.229	38	14.058	50.173	3	7.475	48.836	3	7.731	48.866
18	16.720	51.103	18	18.750	50.548	18	21.035	50.499	38	15.150	49.908	38	16.615	50.075
61	17.041	50.899	61	19.353	50.830	61	21.681	50.542	18	22.350	50.131	18	24.090	50.350
7	21.187	51.522	7	24.219	51.550	7	27.930	51.925	61	23.525	50.660	61	25.232	50.317
33	25.319	52.791	33	29.054	52.253	33	32.867	52.027	7	31.020	51.906	7	33.582	51.172
70	25.608	52.502	47	29.274	51.840	47	33.034	51.974	47	36.012	51.794	47	38.458	51.056
47	25.952	52.216	70	29.920	52.830	70	33.829	52.123	33	36.372	52.321	33	40.203	52.441
41	27.413	52.447	41	31.558	52.663	41	35.777	52.433	70	37.178	52.165	70	40.460	51.892
10	38.368	53.962	10	43.589	53.739				41	39.136	52.175	41	42.774	52.248

Brands Hatch  
Circuit Length = 1.2080 miles.

### Classic Formula 3

### RACE 7 - LAP CHART - Brands Hatch - 28 September 2013

(contd.)

Lap 11			Lap 12			Lap 13			Lap 14			Lap 15		
No	Behind	Laptime	No	Behind	Laptime	No	Behind	Laptime	No	Behind	Laptime	No	Behind	Laptime
8		48.440	8		48.499	8		48.608	8		49.368	8		48.564
11	2.474	48.349	11	2.468	48.493	11	2.274	48.414	11	1.348	48.442	11	1.185	48.401
3	8.693	49.402	3	8.985	48.791	41	1 LAP	53.887	33	1 LAP	52.618	33	1 LAP	52.165
10	1 LAP	54.429	10	1 LAP	53.067	3	9.120	48.743	70	1 LAP	53.498	70	1 LAP	51.459
38	18.008	49.833	38	20.762	51.253	38	22.365	50.211	41	1 LAP	52.320	3	8.666	48.794
18	26.054	50.404	61	30.749	52.085	10	1 LAP	54.134	3	8.436	48.684	41	1 LAP	52.729
61	27.163	50.371	18	33.036	55.481	61	32.360	50.219	38	22.952	49.955	38	24.793	50.405
7	36.252	51.110	7	39.641	51.888	18	35.228	50.800	10	1 LAP	52.810	10	1 LAP	54.172
47	40.971	50.953	47	43.324	50.852	7	42.379	51.346	61	33.327	50.335	61	35.249	50.486
33	43.622	51.859	33	47.481	52.358	47	45.620	50.904	18	37.045	51.185	18	39.056	50.575
70	44.440	52.420	70	47.624	51.683				7	43.818	50.807	7	46.509	51.255
41	46.344	52.010							47	46.893	50.641			

Brands Hatch  
Circuit Length = 1.2080 miles.

### Classic Formula 3

### RACE 7 - LAP CHART - Brands Hatch - 28 September 2013

(contd.)

Lap 16			Lap 17			Lap 18			Lap 19			Lap 20		
No	Behind	Laptime	No	Behind	Laptime	No	Behind	Laptime	No	Behind	Laptime	No	Behind	Laptime
8		48.437	8		48.721	8		48.368	8		48.359	8		48.178
11	1.212	48.464	11	0.877	48.386	11	0.609	48.100	11	0.533	48.283	11	0.485	48.130
47	1 LAP	52.269	7	1 LAP	51.962	7	1 LAP	51.261	7	1 LAP	51.301	18	1 LAP	51.937
3	9.226	48.997	47	1 LAP	51.812	3	9.976	49.327	3	10.148	48.531	10	2 LAPS	54.507
33	1 LAP	51.981	3	9.017	48.512	47	1 LAP	55.517	47	1 LAP	52.772	7	1 LAP	51.166
70	1 LAP	53.247	33	1 LAP	52.161	33	1 LAP	52.354	33	1 LAP	52.565	3	10.310	48.340
41	1 LAP	52.390	70	1 LAP	52.262	70	1 LAP	51.877	70	1 LAP	52.348	47	1 LAP	51.499
38	26.585	50.229	41	1 LAP	52.199	41	1 LAP	52.322	41	1 LAP	52.251	33	1 LAP	52.202
61	37.437	50.625	38	28.427	50.563	38	30.237	50.178	38	32.396	50.518	70	1 LAP	52.203
10	1 LAP	54.154	61	39.087	50.371	61	40.852	50.133	61	42.738	50.245	41	1 LAP	52.292
18	42.066	51.447	10	1 LAP	53.213	18	47.276	51.343				38	34.426	50.208
			18	44.301	50.956	10	1 LAP	54.465				61	45.210	50.650

Brands Hatch  
Circuit Length = 1.2080 miles.

### Classic Formula 3

### RACE 7 - LAP CHART - Brands Hatch - 28 September 2013

(contd.)

Lap 21			Lap 22			Lap 23			Lap 24			Lap 25		
No	Behind	Laptime	No	Behind	Laptime	No	Behind	Laptime	No	Behind	Laptime	No	Behind	Laptime
8		48.210	8		49.218	8		48.406	8		48.243	8		48.330
11	0.471	48.196	11	0.207	48.954	11	0.368	48.567	11	0.531	48.406	11	0.312	48.111
18	1 LAP	51.569	61	1 LAP	52.606	61	1 LAP	51.140	61	1 LAP	50.479	61	1 LAP	50.676
3	11.325	49.225	18	1 LAP	51.082	3	10.377	48.263	3	10.394	48.260	3	10.162	48.098
10	2 LAPS	54.227	3	10.520	48.413	18	1 LAP	51.010	18	1 LAP	51.562	18	1 LAP	51.261
7	1 LAP	51.328	7	1 LAP	50.879	7	1 LAP	50.897	7	1 LAP	51.290	7	1 LAP	51.131
47	1 LAP	51.118	10	2 LAPS	53.309	10	2 LAPS	52.582	10	2 LAPS	52.105	10	2 LAPS	52.138
33	1 LAP	52.180	47	1 LAP	51.052	47	1 LAP	50.911	47	1 LAP	50.854	47	1 LAP	50.773
70	1 LAP	52.121	33	1 LAP	52.289	33	1 LAP	52.047	33	1 LAP	52.100	33	1 LAP	52.643
41	1 LAP	52.349	70	1 LAP	52.267	70	1 LAP	51.899	70	1 LAP	52.584	38	45.073	51.194
38	36.717	50.501	41	1 LAP	52.500	38	39.795	50.491	38	42.209	50.657	70	1 LAP	54.081
			38	37.710	50.211	41	1 LAP	54.012	41	1 LAP	52.340	41	1 LAP	52.952

Brands Hatch  
Circuit Length = 1.2080 miles.

**HSCC HRSR ByBox Historic Touring Cars**  
**RACE 8 - QUALIFYING - Brands Hatch - 28 September 2013**

POS	NO	CL	DRIVER	NAT	CAR	TIME	LAPS	GAP	MPH
1	44	B	Tim DAVIES		Ford Lotus Cortina	57.600	8		75.50
2	50	E	Simon BENOY		Hillman Imp	58.125	9	0.525	74.81
3	23	B	Roger COPE		BMW 1800	58.273	8	0.673	74.62
4	41	K3	Neil BROWN		Ford Lotus Cortina	58.467	9	0.867	74.38
5	86	E	Andy JONES		Singer Chamois	58.622	8	1.022	74.18
6	69	C	Bob BULLEN		Ford Anglia 105E	58.847	8	1.247	73.90
7	73	C	Robyn SLATER		Ford Anglia	59.087	8	1.487	73.60
8	66	K3	John AVILL		Ford Lotus Cortina	59.142	6	1.542	73.53
9	57	C	Jonathan GOMM		Ford Lotus Cortina	59.145	7	1.545	73.52
10	92	E	Colin GUNTON		Hillman Imp	1:00.017	8	2.417	72.45
11	28	K2	Colin KINGSNORTH		BMW 1800 Tisa	1:00.478	8	2.878	71.90
12	32	B	Ken LARK		Alfa Romeo Junior	1:00.543	8	2.943	71.83
13	67	D	Pete MORGAN		Austin Mini	1:00.591	8	2.991	71.77
14	47	K3	Nigel COX		Lotus Cortina	1:00.946	8	3.346	71.35
15	60	C	Mike KOSKELA		Ford Anglia 105E	1:01.168	8	3.568	71.09
16	62	D	David OWEN		Ford Anglia	1:02.054	7	4.454	70.08
17	14	A	Colin MCKAY		Jaguar S-Type	1:02.146	8	4.546	69.97
18	15	A	David LLOYD		Ford Mustang	1:03.449	7	5.849	68.54
19	40	K3	Jonathan TOWNSEND		Ford Lotus Cortina	1:04.016	7	6.416	67.93
20	36	B	Richard CROSS		Triumph 2000 Mk1	1:04.193	7	6.593	67.74
21	52	K3	David CABENA		Alfa Romeo Giulia Sprint	1:04.264	8	6.664	67.67
22	10	K1	Richard OWEN		Ford Galaxie	1:05.481	7	7.881	66.41
23	80	D	David DUNNELL		Morris Mini Cooper	1:05.655	7	8.055	66.23
24	93	E	Stuart KERR		Singer Chamois	1:06.398	7	8.798	65.49

Cars 15 23 41 57 80 93 require working transponders - Regulation Q.12.2.1 refers  
Weather/Track: Sunny / Dry  
These results are provisional until the conclusion of any judicial and technical matters.

Brands Hatch  
Circuit Length = 1.2080 miles.  
Start: 11.19 End: 11.28

Clerk of the Course:		Timekeeper:
----------------------	--	-------------

**HSCC HRSR ByBox Historic Touring Cars**  
**RACE 8 - LAP ANALYSIS - Brands Hatch - 28 September 2013**

<b>10</b>	<b>Richard OWEN</b>	Ford Galaxie
1 - X:00.000	6 - 1:05.845	
2 - 1:07.491	7 - 1:07.064	
3 - 1:05.995		
4 - <b>1:05.481</b>		
5 - 1:08.674		
<b>14</b>	<b>Colin MCKAY</b>	Jaguar S-Type
1 - X:00.000	6 - <b>1:02.146</b>	
2 - 1:02.889	7 - 1:02.624	
3 - 1:02.598	8 - 1:08.565	
4 - 1:02.179		
5 - 1:02.375		
<b>15</b>	<b>David LLOYD</b>	Ford Mustang
1 - X:00.000	6 - <b>1:03.449</b>	
2 - 1:05.161	7 - 1:03.970	
3 - 1:08.942		
4 - 1:05.431		
5 - 1:03.705		
<b>23</b>	<b>Roger COPE</b>	BMW 1800
1 - X:00.000	6 - <b>58.273</b>	
2 - 59.124	7 - 58.718	
3 - 58.868	8 - 59.439	
4 - 59.430		
5 - 58.427		
<b>28</b>	<b>Colin KINGSNORTH</b>	BMW 1800 Tisa
1 - X:00.000	6 - 1:01.711	
2 - 1:02.380	7 - 1:01.224	
3 - 1:01.196	8 - 1:00.805	
4 - 1:01.671		
5 - <b>1:00.478</b>		
<b>32</b>	<b>Ken LARK</b>	Alfa Romeo Junior
1 - X:00.000	6 - 1:00.656	
2 - 1:02.585	7 - 1:01.826	
3 - 1:01.636	8 - 1:00.849	
4 - 1:00.766		
5 - <b>1:00.543</b>		

Brands Hatch  
Circuit Length = 1.2080 miles.



**HSCC HRSR ByBox Historic Touring Cars**  
**RACE 8 - LAP ANALYSIS - Brands Hatch - 28 September 2013**  
 (contd.)

<b>36</b>	<b>Richard CROSS</b>	Triumph 2000 Mk1
1 -	X:00.000	6 - 1:04.509
2 -	1:06.260	7 - <b>1:04.193</b>
3 -	1:04.549	
4 -	1:07.330	
5 -	1:04.726	
<b>40</b>	<b>Jonathan TOWNSEND</b>	Ford Lotus Cortina
1 -	X:00.000	6 - 1:04.931
2 -	1:12.939	7 - <b>1:04.016</b>
3 -	1:12.469	
4 -	1:07.462	
5 -	1:04.079	
<b>41</b>	<b>Neil BROWN</b>	Ford Lotus Cortina
1 -	X:00.000	6 - 58.661
2 -	1:01.018	7 - 59.562
3 -	1:01.091	8 - 58.701
4 -	1:02.807	9 - 1:04.988
5 -	<b>58.467</b>	
<b>44</b>	<b>Tim DAVIES</b>	Ford Lotus Cortina
1 -	X:00.000	6 - 58.248
2 -	58.909	7 - 57.837
3 -	<b>57.600</b>	8 - 57.603
4 -	58.564	
5 -	58.928	
<b>47</b>	<b>Nigel COX</b>	Lotus Cortina
1 -	X:00.000	6 - 1:01.115
2 -	1:01.781	7 - 1:01.003
3 -	1:02.110	8 - 1:02.211
4 -	1:01.188	
5 -	<b>1:00.946</b>	
<b>50</b>	<b>Simon BENOY</b>	Hillman Imp
1 -	X:00.000	6 - <b>58.125</b>
2 -	59.718	7 - 58.548
3 -	58.196	8 - 59.729
4 -	58.173	9 - 1:01.190
5 -	1:00.022	

Brands Hatch  
 Circuit Length = 1.2080 miles.

**HSCC HRSR ByBox Historic Touring Cars**  
**RACE 8 - LAP ANALYSIS - Brands Hatch - 28 September 2013**  
 (contd.)

<b>52</b>	<b>David CABENA</b>	Alfa Romeo Giulia Sprint
1 - X:00.000	6 - 1:04.309	
2 - 1:06.334	7 - <b>1:04.264</b>	
3 - 1:05.172	8 - 1:07.517	
4 - 1:05.508		
5 - 1:05.600		
<b>57</b>	<b>Jonathan GOMM</b>	Ford Lotus Cortina
1 - X:00.000	6 - 59.225	
2 - 1:01.567	7 - <b>59.145</b>	
3 - 1:01.223		
4 - 59.500		
5 - 59.246		
<b>60</b>	<b>Mike KOSKELA</b>	Ford Anglia 105E
1 - X:00.000	6 - 1:01.597	
2 - 1:02.869	7 - 1:02.189	
3 - <b>1:01.168</b>	8 - 1:02.279	
4 - 1:01.666		
5 - 1:01.725		
<b>62</b>	<b>David OWEN</b>	Ford Anglia
1 - X:00.000	6 - <b>1:02.054</b>	
2 - 1:09.623	7 - 1:02.474	
3 - 1:09.797		
4 - 1:03.396		
5 - 1:03.145		
<b>66</b>	<b>John AVILL</b>	Ford Lotus Cortina
1 - X:00.000	6 - 59.742	
2 - 1:02.389		
3 - 59.508		
4 - <b>59.142</b>		
5 - 59.883		
<b>67</b>	<b>Pete MORGAN</b>	Austin Mini
1 - X:00.000	6 - 1:00.941	
2 - 1:02.777	7 - 1:00.875	
3 - 1:00.901	8 - <b>1:00.591</b>	
4 - 1:00.925		
5 - 1:00.919		


Brands Hatch  
 Circuit Length = 1.2080 miles.

**HSCC HRSR ByBox Historic Touring Cars**  
**RACE 8 - LAP ANALYSIS - Brands Hatch - 28 September 2013**  
 (contd.)

<b>69</b>	<b>Bob BULLEN</b>	Ford Anglia 105E
1 - X:00.000	6 - 59.527	
2 - 1:01.760	7 - 59.327	
3 - 1:01.517	8 - <b>58.847</b>	
4 - 58.867		
5 - 59.293		
<b>73</b>	<b>Robyn SLATER</b>	Ford Anglia
1 - X:00.000	6 - 1:00.618	
2 - 1:00.723	7 - 1:00.187	
3 - 1:00.035	8 - 59.330	
4 - 59.574		
5 - <b>59.087</b>		
<b>80</b>	<b>David DUNNELL</b>	Morris Mini Cooper
1 - X:00.000	6 - <b>1:05.655</b>	
2 - 1:09.371	7 - 1:08.158	
3 - 1:07.307		
4 - 1:08.047		
5 - 1:05.680		
<b>86</b>	<b>Andy JONES</b>	Singer Chamois
1 - X:00.000	6 - 59.097	
2 - 1:01.976	7 - 1:00.187	
3 - 58.924	8 - <b>58.622</b>	
4 - 1:00.123		
5 - 58.911		
<b>92</b>	<b>Colin GUNTON</b>	Hillman Imp
1 - X:00.000	6 - 1:00.395	
2 - 1:04.377	7 - 1:00.492	
3 - 1:02.119	8 - 1:00.098	
4 - <b>1:00.017</b>		
5 - 1:00.655		
<b>93</b>	<b>Stuart KERR</b>	Singer Chamois
1 - X:00.000	6 - 1:07.928	
2 - 1:07.809	7 - <b>1:06.398</b>	
3 - 1:07.932		
4 - 1:09.298		
5 - 1:07.296		

Brands Hatch  
 Circuit Length = 1.2080 miles.

**HSCC HRSR ByBox Historic Touring Cars**  
**RACE 8 - STARTING GRID - Brands Hatch - 28 September 2013**

ROW 12	80	DUNNELL	93	KERR
ROW 11	52	CABENA	10	OWEN
ROW 10	40	TOWNSEND	36	CROSS
ROW 9	14	MCKAY	15	LLOYD
ROW 8	60	KOSKELA	62	OWEN
ROW 7	67	MORGAN	47	COX
ROW 6	28	KINGSNORTH	32	LARK
ROW 5	57	GOMM	92	GUNTON
ROW 4	73	SLATER	66	AVILL
ROW 3	86	JONES	69	BULLEN
ROW 2	23	COPE	41	BROWN
ROW 1	44	DAVIES	50	BENOY
		POLE		
				

Brands Hatch  
Circuit Length = 1.2080 miles.

Clerk of the Course:		Timekeeper:
----------------------	--	-------------

# HSCC HRSR ByBox Historic Touring Cars

## RACE 8 - AMENDED CLASSIFICATION - Brands Hatch - 28 September 2013

POS	NO	CL	DRIVER	NAT	CAR	TIME	LAPS	GAP	MPH	BEST
1	44	B	Tim DAVIES		Ford Lotus Cortina	20:04.437	19		68.65	57.643
2	41	K3	Neil BROWN		Ford Lotus Cortina	20:07.801	19	3.364	68.46	57.883
3	23	B	Roger COPE		BMW 1800	20:11.603	19	7.166	68.25	57.907
4	50	E	Simon BENOY		Hillman Imp	20:14.572	19	10.135	68.08	58.133
5	86	E	Andy JONES		Singer Chamois	20:16.321	19	11.884	67.98	58.401
6	73	C	Robyn SLATER		Ford Anglia	20:19.513	19	15.076	67.81	58.237
7	69	C	Bob BULLEN		Ford Anglia 105E	20:21.857	19	17.420	67.68	58.542
8	66	K3	John AVILL		Ford Lotus Cortina	20:26.506	19	22.069	67.42	58.843
9	57	C	Jonathan GOMM		Ford Lotus Cortina	20:27.143	19	22.706	67.38	58.100
10	92	E	Colin GUNTON		Hillman Imp	20:32.506	19	28.069	67.09	59.282
11	60	C	Mike KOSKELA		Ford Anglia 105E	20:35.709	19	31.272	66.92	59.153
12	47	K3	Nigel COX		Lotus Cortina	20:36.286	19	31.849	66.89	59.198
13	32	B	Ken LARK		Alfa Romeo Junior	20:48.024	19	43.587	66.26	59.901
14	14	A	Colin MCKAY		Jaguar S-Type	20:08.602	18	1 LAP	64.82	1:01.918
15	62	D	David OWEN		Ford Anglia	20:10.565	18	1 LAP	64.71	1:01.683
16	15	A	David LLOYD		Ford Mustang	20:29.710	18	1 LAP	63.71	1:02.657
17	40	K3	Jonathan TOWNSEND		Ford Lotus Cortina	20:35.242	18	1 LAP	63.42	1:02.025
18	36	B	Richard CROSS		Triumph 2000 Mk1	20:35.695	18	1 LAP	63.40	1:03.405
19	52	K3	David CABENA		Alfa Romeo Giulia Sprint	20:39.384	18	1 LAP	63.21	1:03.299
20	10	K1	Richard OWEN		Ford Galaxie	20:50.255	18	1 LAP	62.66	1:03.193
21	80	D	David DUNNELL		Morris Mini Cooper	20:16.427	17	2 LAPS	60.83	1:05.114
22	93	E	Stuart KERR		Singer Chamois	20:48.514	17	2 LAPS	59.26	1:06.810
23	28	K2	Colin KINGSNORTH		BMW 1800 Tisa	20:38.506	15	4 LAPS	52.72	1:00.797

### NOT CLASSIFIED

67	D	Pete MORGAN	Austin Mini	6:04.342	5	D.N.F.	59.86	1:00.295
----	---	-------------	-------------	----------	---	--------	-------	----------

### FASTEST LAP

44	B	Tim DAVIES	Ford Lotus Cortina	57.643	13	75.44mph	121.41kph
41	K3	Neil BROWN	Ford Lotus Cortina	57.883	18	75.13mph	120.91kph
57	C	Jonathan GOMM	Ford Lotus Cortina	58.100	15	74.85mph	120.46kph
50	E	Simon BENOY	Hillman Imp	58.133	8	74.80mph	120.39kph
67	D	Pete MORGAN	Austin Mini	1:00.295	3	72.12mph	116.07kph
28	K2	Colin KINGSNORTH	BMW 1800 Tisa	1:00.797	12	71.53mph	115.11kph
14	A	Colin MCKAY	Jaguar S-Type	1:01.918	10	70.23mph	113.03kph
10	K1	Richard OWEN	Ford Galaxie	1:03.193	15	68.81mph	110.75kph

Weather/Track: Sunny / Dry Car 93 reinstated

These results are provisional until the conclusion of any judicial and technical matters.

Brands Hatch

Circuit Length = 1.2080 miles.

Start: 16.38 End: 16.58

Clerk of the Course:

Timekeeper:

# HSCC HRSR ByBox Historic Touring Cars

## RACE 8 - LAP ANALYSIS - Brands Hatch - 28 September 2013

<b>10</b>	<b>Richard OWEN</b>	Ford Galaxie					
1 -	1:18.563	6 -	1:32.193	11 -	1:04.632	16 -	1:04.453
2 -	1:06.887	7 -	1:05.002	12 -	1:08.491	17 -	1:03.694
3 -	1:09.465	8 -	1:05.744	13 -	1:07.620	18 -	1:03.674
4 -	1:10.746	9 -	1:05.130	14 -	1:05.073		
5 -	1:30.068	10 -	1:05.627	15 -	<b>1:03.193</b>		
<b>14</b>	<b>Colin MCKAY</b>	Jaguar S-Type					
1 -	1:13.856	6 -	1:28.590	11 -	1:02.560	16 -	1:02.530
2 -	1:02.471	7 -	1:02.272	12 -	1:02.089	17 -	1:03.173
3 -	1:04.426	8 -	1:02.168	13 -	1:02.480	18 -	1:04.224
4 -	1:15.176	9 -	1:01.934	14 -	1:02.635		
5 -	1:33.202	10 -	<b>1:01.918</b>	15 -	1:02.898		
<b>15</b>	<b>David LLOYD</b>	Ford Mustang					
1 -	1:15.132	6 -	1:31.340	11 -	1:04.015	16 -	1:05.235
2 -	1:03.429	7 -	<b>1:02.657</b>	12 -	1:03.812	17 -	1:03.654
3 -	1:04.645	8 -	1:02.723	13 -	1:03.814	18 -	1:04.567
4 -	1:14.707	9 -	1:03.701	14 -	1:04.321		
5 -	1:32.499	10 -	1:03.766	15 -	1:05.693		
<b>23</b>	<b>Roger COPE</b>	BMW 1800					
1 -	1:07.018	6 -	1:28.376	11 -	58.986	16 -	58.612
2 -	59.036	7 -	58.451	12 -	58.738	17 -	58.099
3 -	58.228	8 -	58.735	13 -	58.170	18 -	58.181
4 -	1:21.741	9 -	58.399	14 -	<b>57.907</b>	19 -	1:02.529
5 -	1:32.574	10 -	58.147	15 -	59.676		
<b>28</b>	<b>Colin KINGSNORTH</b>	BMW 1800 Tisa					
1 -	1:12.789	6 -	1:01.503	11 -	1:02.254		
2 -	1:01.644	7 -	1:02.343	12 -	<b>1:00.797</b>		
3 -	5:50.222P	8 -	1:02.398	13 -	1:00.814		
4 -	1:08.827	9 -	1:01.962	14 -	1:02.557		
5 -	1:01.861	10 -	1:01.154	15 -	1:07.381		
<b>32</b>	<b>Ken LARK</b>	Alfa Romeo Junior					
1 -	1:11.571	6 -	1:27.940	11 -	<b>59.901</b>	16 -	1:00.551
2 -	1:01.551	7 -	1:00.922	12 -	1:00.183	17 -	1:02.184
3 -	1:00.269	8 -	1:00.638	13 -	1:00.892	18 -	1:00.929
4 -	1:19.434	9 -	1:01.238	14 -	1:00.803	19 -	1:04.297
5 -	1:33.670	10 -	1:00.785	15 -	1:00.266		

Brands Hatch  
Circuit Length = 1.2080 miles.

**HSCC HRSR ByBox Historic Touring Cars**  
**RACE 8 - LAP ANALYSIS - Brands Hatch - 28 September 2013**  
 (contd.)

<b>36</b>	<b>Richard CROSS</b>	Triumph 2000 Mk1					
1 -	1:15.785	6 -	1:31.794	11 -	1:03.544	16 -	1:03.898
2 -	1:05.202	7 -	1:03.869	12 -	1:03.805	17 -	1:04.105
3 -	1:07.210	8 -	1:05.313	13 -	<b>1:03.405</b>	18 -	1:03.625
4 -	1:10.789	9 -	1:04.900	14 -	1:06.018		
5 -	1:32.486	10 -	1:04.059	15 -	1:05.888		
<b>40</b>	<b>Jonathan TOWNSEND</b>	Ford Lotus Cortina					
1 -	1:17.131	6 -	1:31.939	11 -	1:03.167	16 -	1:03.500
2 -	1:04.334	7 -	1:02.989	12 -	<b>1:02.025</b>	17 -	1:03.440
3 -	1:06.863	8 -	1:03.145	13 -	1:02.644	18 -	1:15.970
4 -	1:14.951	9 -	1:03.769	14 -	1:02.405		
5 -	1:29.105	10 -	1:04.550	15 -	1:03.315		
<b>41</b>	<b>Neil BROWN</b>	Ford Lotus Cortina					
1 -	1:06.804	6 -	1:28.693	11 -	59.033	16 -	58.638
2 -	58.875	7 -	58.637	12 -	58.773	17 -	58.982
3 -	58.290	8 -	58.369	13 -	58.114	18 -	<b>57.883</b>
4 -	1:21.658	9 -	58.157	14 -	57.912	19 -	59.155
5 -	1:32.298	10 -	58.456	15 -	59.074		
<b>44</b>	<b>Tim DAVIES</b>	Ford Lotus Cortina					
1 -	1:05.446	6 -	1:28.817	11 -	58.640	16 -	58.753
2 -	58.776	7 -	58.291	12 -	59.368	17 -	57.927
3 -	59.033	8 -	58.252	13 -	<b>57.643</b>	18 -	58.173
4 -	1:21.528	9 -	58.257	14 -	58.347	19 -	58.270
5 -	1:32.509	10 -	58.316	15 -	58.091		
<b>47</b>	<b>Nigel COX</b>	Lotus Cortina					
1 -	1:13.119	6 -	1:28.388	11 -	59.270	16 -	1:00.205
2 -	1:01.223	7 -	1:00.822	12 -	59.580	17 -	59.799
3 -	1:00.081	8 -	1:00.035	13 -	59.931	18 -	1:00.691
4 -	1:19.051	9 -	1:00.295	14 -	59.257	19 -	1:00.791
5 -	1:33.908	10 -	1:00.642	15 -	<b>59.198</b>		
<b>50</b>	<b>Simon BENOY</b>	Hillman Imp					
1 -	1:06.415	6 -	1:28.955	11 -	58.524	16 -	59.261
2 -	58.880	7 -	58.505	12 -	59.308	17 -	59.870
3 -	58.841	8 -	<b>58.133</b>	13 -	59.186	18 -	58.965
4 -	1:22.186	9 -	58.645	14 -	58.523	19 -	59.501
5 -	1:33.095	10 -	58.513	15 -	59.266		

Brands Hatch  
 Circuit Length = 1.2080 miles.

**HSCC HRSR ByBox Historic Touring Cars**  
**RACE 8 - LAP ANALYSIS - Brands Hatch - 28 September 2013**  
 (contd.)

<b>52</b>	<b>David CABENA</b>	Alfa Romeo Giulia Sprint					
1 -	1:18.147	6 -	1:32.768	11 -	1:03.714	16 -	1:04.400
2 -	1:04.363	7 -	1:04.054	12 -	1:03.706	17 -	1:04.348
3 -	1:06.984	8 -	1:04.639	13 -	<b>1:03.299</b>	18 -	1:06.212
4 -	1:14.271	9 -	1:04.048	14 -	1:05.514		
5 -	1:29.459	10 -	1:04.188	15 -	1:05.270		
<b>57</b>	<b>Jonathan GOMM</b>	Ford Lotus Cortina					
1 -	1:09.832	6 -	1:28.155	11 -	59.272	16 -	1:00.756
2 -	59.518	7 -	58.821	12 -	59.761	17 -	58.807
3 -	58.929	8 -	59.502	13 -	58.798	18 -	58.843
4 -	1:21.859	9 -	58.819	14 -	58.533	19 -	1:06.324
5 -	1:33.405	10 -	59.109	15 -	<b>58.100</b>		
<b>60</b>	<b>Mike KOSKELA</b>	Ford Anglia 105E					
1 -	1:13.595	6 -	1:29.495	11 -	59.261	16 -	1:00.996
2 -	1:01.116	7 -	59.377	12 -	59.889	17 -	59.782
3 -	1:04.759	8 -	59.563	13 -	59.840	18 -	59.831
4 -	1:14.935	9 -	1:00.326	14 -	<b>59.153</b>	19 -	1:00.637
5 -	1:33.372	10 -	1:00.073	15 -	59.709		
<b>62</b>	<b>David OWEN</b>	Ford Anglia					
1 -	1:13.216	6 -	1:29.809	11 -	1:02.336	16 -	1:02.060
2 -	1:04.080	7 -	1:01.970	12 -	1:01.876	17 -	1:03.297
3 -	1:04.780	8 -	1:02.040	13 -	1:02.691	18 -	1:05.140
4 -	1:14.424	9 -	<b>1:01.683</b>	14 -	1:02.729		
5 -	1:33.151	10 -	1:02.145	15 -	1:03.138		
<b>66</b>	<b>John AVILL</b>	Ford Lotus Cortina					
1 -	1:09.140	6 -	1:28.485	11 -	59.287	16 -	59.912
2 -	59.180	7 -	59.217	12 -	1:00.457	17 -	1:00.569
3 -	<b>58.843</b>	8 -	59.061	13 -	59.750	18 -	59.118
4 -	1:21.659	9 -	59.549	14 -	59.531	19 -	1:00.320
5 -	1:33.574	10 -	59.976	15 -	58.878		
<b>67</b>	<b>Pete MORGAN</b>	Austin Mini					
1 -	1:11.268						
2 -	1:00.906						
3 -	<b>1:00.295</b>						
4 -	1:18.689						
5 -	1:33.184						

Brands Hatch  
 Circuit Length = 1.2080 miles.



**HSCC HRSR ByBox Historic Touring Cars**  
**RACE 8 - LAP ANALYSIS - Brands Hatch - 28 September 2013**  
 (contd.)

<b>69</b>	<b>Bob BULLEN</b>	Ford Anglia 105E					
1 -	1:08.553	6 -	1:28.295	11 -	59.382	16 -	59.363
2 -	59.445	7 -	59.041	12 -	59.259	17 -	59.278
3 -	59.764	8 -	59.526	13 -	<b>58.542</b>	18 -	58.848
4 -	1:21.726	9 -	59.878	14 -	59.034	19 -	1:00.113
5 -	1:33.629	10 -	59.432	15 -	58.749		
<b>73</b>	<b>Robyn SLATER</b>	Ford Anglia					
1 -	1:07.946	6 -	1:28.614	11 -	58.836	16 -	59.568
2 -	58.791	7 -	58.679	12 -	<b>58.237</b>	17 -	1:00.323
3 -	59.157	8 -	58.540	13 -	59.300	18 -	59.195
4 -	1:20.918	9 -	58.906	14 -	1:00.144	19 -	59.007
5 -	1:33.647	10 -	59.452	15 -	1:00.253		
<b>80</b>	<b>David DUNNELL</b>	Morris Mini Cooper					
1 -	1:19.894	6 -	1:33.646	11 -	1:15.527	16 -	1:06.953
2 -	1:06.935	7 -	<b>1:05.114</b>	12 -	1:12.437	17 -	1:08.149
3 -	1:09.814	8 -	1:05.911	13 -	1:05.843		
4 -	1:11.158	9 -	1:06.313	14 -	1:06.051		
5 -	1:29.910	10 -	1:05.952	15 -	1:06.820		
<b>86</b>	<b>Andy JONES</b>	Singer Chamois					
1 -	1:07.776	6 -	1:28.401	11 -	58.711	16 -	58.833
2 -	59.798	7 -	58.536	12 -	58.661	17 -	59.750
3 -	58.944	8 -	58.878	13 -	1:00.015	18 -	58.797
4 -	1:21.378	9 -	58.646	14 -	59.503	19 -	58.777
5 -	1:33.595	10 -	<b>58.401</b>	15 -	58.921		
<b>92</b>	<b>Colin GUNTON</b>	Hillman Imp					
1 -	1:11.853	6 -	1:27.701	11 -	59.537	16 -	<b>59.282</b>
2 -	1:01.002	7 -	1:00.526	12 -	1:00.372	17 -	59.867
3 -	59.963	8 -	59.695	13 -	1:00.334	18 -	1:00.851
4 -	1:19.273	9 -	59.874	14 -	59.338	19 -	1:00.987
5 -	1:33.153	10 -	59.512	15 -	59.386		
<b>93</b>	<b>Stuart KERR</b>	Singer Chamois					
1 -	1:20.201	6 -	1:33.101	11 -	1:09.660	16 -	1:13.936
2 -	1:06.953	7 -	<b>1:06.810</b>	12 -	1:09.269	17 -	1:11.937
3 -	1:09.871	8 -	1:07.301	13 -	1:11.038		
4 -	1:11.767	9 -	1:08.296	14 -	1:13.313		
5 -	1:29.626	10 -	1:11.775	15 -	1:13.660		

Brands Hatch  
 Circuit Length = 1.2080 miles.

**HSCC HRSR ByBox Historic Touring Cars**  
**RACE 8 - LAP CHART - Brands Hatch - 28 September 2013**

Lap 1			Lap 2			Lap 3			Lap 4			Lap 5		
No	Behind	Laptime	No	Behind	Laptime	No	Behind	Laptime	No	Behind	Laptime	No	Behind	Laptime
44		1:05.446	44		58.776	44		59.033	44		1:21.528	44		1:32.509
50	0.969	1:06.415	50	1.073	58.880	41	0.714	58.290	41	0.844	1:21.658	41	0.633	1:32.298
41	1.358	1:06.804	41	1.457	58.875	50	0.881	58.841	23	1.240	1:21.741	23	1.305	1:32.574
23	1.572	1:07.018	23	1.832	59.036	23	1.027	58.228	50	1.539	1:22.186	50	2.125	1:33.095
86	2.330	1:07.776	73	2.515	58.791	73	2.639	59.157	73	2.029	1:20.918	73	3.167	1:33.647
73	2.500	1:07.946	86	3.352	59.798	86	3.263	58.944	86	3.113	1:21.378	86	4.199	1:33.595
69	3.107	1:08.553	69	3.776	59.445	66	3.908	58.843	66	4.039	1:21.659	66	5.104	1:33.574
66	3.694	1:09.140	66	4.098	59.180	69	4.507	59.764	69	4.705	1:21.726	69	5.825	1:33.629
57	4.386	1:09.832	57	5.128	59.518	57	5.024	58.929	57	5.355	1:21.859	57	6.251	1:33.405
67	5.822	1:11.268	67	7.952	1:00.906	67	9.214	1:00.295	67	6.375	1:18.689	67	7.050	1:33.184
32	6.125	1:11.571	92	8.633	1:01.002	92	9.563	59.963	92	7.308	1:19.273	92	7.952	1:33.153
92	6.407	1:11.853	32	8.900	1:01.551	32	10.136	1:00.269	32	8.042	1:19.434	32	9.203	1:33.670
28	7.343	1:12.789	47	10.120	1:01.223	47	11.168	1:00.081	47	8.691	1:19.051	47	10.090	1:33.908
47	7.673	1:13.119	28	10.211	1:01.644	60	16.215	1:04.759	60	9.622	1:14.935	60	10.485	1:33.372
62	7.770	1:13.216	60	10.489	1:01.116	14	17.498	1:04.426	14	11.146	1:15.176	14	11.839	1:33.202
60	8.149	1:13.595	14	12.105	1:02.471	62	18.821	1:04.780	62	11.717	1:14.424	62	12.359	1:33.151
14	8.410	1:13.856	62	13.074	1:04.080	15	19.951	1:04.645	15	13.130	1:14.707	15	13.120	1:32.499
15	9.686	1:15.132	15	14.339	1:03.429	36	24.942	1:07.210	36	14.203	1:10.789	36	14.180	1:32.486
36	10.339	1:15.785	36	16.765	1:05.202	40	25.073	1:06.863	40	18.496	1:14.951	40	15.092	1:29.105
40	11.685	1:17.131	40	17.243	1:04.334	52	26.239	1:06.984	52	18.982	1:14.271	52	15.932	1:29.459
52	12.701	1:18.147	52	18.288	1:04.363	10	31.660	1:09.465	10	20.878	1:10.746	10	18.437	1:30.068
10	13.117	1:18.563	10	21.228	1:06.887	80	33.388	1:09.814	80	23.018	1:11.158	80	20.419	1:29.910
80	14.448	1:19.894	80	22.607	1:06.935	93	33.770	1:09.871	93	24.009	1:11.767	93	21.126	1:29.626
93	14.755	1:20.201	93	22.932	1:06.953									

Brands Hatch  
Circuit Length = 1.2080 miles.

**HSCC HRSR ByBox Historic Touring Cars**  
**RACE 8 - LAP CHART - Brands Hatch - 28 September 2013**  
 (contd.)

Lap 6			Lap 7			Lap 8			Lap 9			Lap 10		
No	Behind	Laptime	No	Behind	Laptime	No	Behind	Laptime	No	Behind	Laptime	No	Behind	Laptime
44		1:28.817	44		58.291	44		58.252	44		58.257	44		58.316
41	0.509	1:28.693	41	0.855	58.637	41	0.972	58.369	41	0.872	58.157	41	1.012	58.456
23	0.864	1:28.376	23	1.024	58.451	23	1.507	58.735	23	1.649	58.399	23	1.480	58.147
50	2.263	1:28.955	50	2.477	58.505	50	2.358	58.133	50	2.746	58.645	50	2.943	58.513
73	2.964	1:28.614	73	3.352	58.679	73	3.640	58.540	73	4.289	58.906	86	5.128	58.401
86	3.783	1:28.401	86	4.028	58.536	86	4.654	58.878	86	5.043	58.646	73	5.425	59.452
66	4.772	1:28.485	66	5.698	59.217	66	6.507	59.061	66	7.799	59.549	57	8.724	59.109
69	5.303	1:28.295	69	6.053	59.041	69	7.327	59.526	57	7.931	58.819	66	9.459	59.976
57	5.589	1:28.155	57	6.119	58.821	57	7.369	59.502	69	8.948	59.878	69	10.064	59.432
92	6.836	1:27.701	92	9.071	1:00.526	92	10.514	59.695	92	12.131	59.874	92	13.327	59.512
32	8.326	1:27.940	32	10.957	1:00.922	32	13.343	1:00.638	60	15.629	1:00.326	60	17.386	1:00.073
47	9.661	1:28.388	47	12.192	1:00.822	60	13.560	59.563	47	16.013	1:00.295	47	18.339	1:00.642
60	11.163	1:29.495	60	12.249	59.377	47	13.975	1:00.035	32	16.324	1:01.238	32	18.793	1:00.785
14	11.612	1:28.590	14	15.593	1:02.272	14	19.509	1:02.168	14	23.186	1:01.934	14	26.788	1:01.918
62	13.351	1:29.809	62	17.030	1:01.970	62	20.818	1:02.040	62	24.244	1:01.683	62	28.073	1:02.145
15	15.643	1:31.340	15	20.009	1:02.657	15	24.480	1:02.723	15	29.924	1:03.701	15	35.374	1:03.766
36	17.157	1:31.794	36	22.735	1:03.869	40	27.805	1:03.145	40	33.317	1:03.769	40	39.551	1:04.550
40	18.214	1:31.939	40	22.912	1:02.989	36	29.796	1:05.313	36	36.439	1:04.900	36	42.182	1:04.059
52	19.883	1:32.768	52	25.646	1:04.054	52	32.033	1:04.639	52	37.824	1:04.048	52	43.696	1:04.188
10	21.813	1:32.193	10	28.524	1:05.002	10	36.016	1:05.744	10	42.889	1:05.130	10	50.200	1:05.627
80	25.248	1:33.646	80	32.071	1:05.114	80	39.730	1:05.911	80	47.786	1:06.313	80	55.422	1:05.952
93	25.410	1:33.101	93	33.929	1:06.810	93	42.978	1:07.301	93	53.017	1:08.296			
28	3 LAPS	5:50.222P	28	3 LAPS	1:08.827	28	3 LAPS	1:01.861	28	3 LAPS	1:01.503			

Brands Hatch  
 Circuit Length = 1.2080 miles.

**HSCC HRSR ByBox Historic Touring Cars**  
**RACE 8 - LAP CHART - Brands Hatch - 28 September 2013**  
 (contd.)

Lap 11			Lap 12			Lap 13			Lap 14			Lap 15		
No	Behind	Laptime	No	Behind	Laptime	No	Behind	Laptime	No	Behind	Laptime	No	Behind	Laptime
44		58.640	44		59.368	44		57.643	44		58.347	44		58.091
28	4 LAPS	1:02.343	41	0.810	58.773	41	1.281	58.114	52	1 LAP	1:03.299	41	1.829	59.074
41	1.405	59.033	23	1.196	58.738	23	1.723	58.170	41	0.846	57.912	23	2.868	59.676
23	1.826	58.986	50	2.767	59.308	50	4.310	59.186	23	1.283	57.907	50	5.661	59.266
50	2.827	58.524	28	4 LAPS	1:02.398	73	6.147	59.300	50	4.486	58.523	36	1 LAP	1:06.018
86	5.199	58.711	86	4.492	58.661	86	6.864	1:00.015	73	7.944	1:00.144	52	1 LAP	1:05.514
73	5.621	58.836	73	4.490	58.237	10	1 LAP	1:08.491	86	8.020	59.503	86	8.850	58.921
93	1 LAP	1:11.775	57	9.749	59.761	28	4 LAPS	1:01.962	57	11.090	58.533	73	10.106	1:00.253
57	9.356	59.272	69	10.697	59.259	57	10.904	58.798	28	4 LAPS	1:01.154	57	11.099	58.100
66	10.106	59.287	66	11.195	1:00.457	69	11.596	58.542	69	12.283	59.034	69	12.941	58.749
69	10.806	59.382	80	1 LAP	1:15.527	66	13.302	59.750	66	14.486	59.531	66	15.273	58.878
92	14.224	59.537	92	15.228	1:00.372	92	17.919	1:00.334	10	1 LAP	1:07.620	28	4 LAPS	1:02.254
60	18.007	59.261	93	1 LAP	1:09.660	60	20.725	59.840	92	18.910	59.338	92	20.205	59.386
47	18.969	59.270	60	18.528	59.889	47	21.469	59.931	60	21.531	59.153	60	23.149	59.709
32	20.054	59.901	47	19.181	59.580	32	24.118	1:00.892	47	22.379	59.257	47	23.486	59.198
14	30.708	1:02.560	32	20.869	1:00.183	80	1 LAP	1:12.437	32	26.574	1:00.803	10	1 LAP	1:05.073
62	31.769	1:02.336	14	33.429	1:02.089	93	1 LAP	1:09.269	80	1 LAP	1:05.843	32	28.749	1:00.266
15	40.749	1:04.015	62	34.277	1:01.876	14	38.266	1:02.480	93	1 LAP	1:11.038	80	1 LAP	1:06.051
40	44.078	1:03.167	15	45.193	1:03.812	62	39.325	1:02.691	14	42.554	1:02.635	14	47.361	1:02.898
36	47.086	1:03.544	40	46.735	1:02.025	15	51.364	1:03.814	62	43.707	1:02.729	62	48.754	1:03.138
52	48.770	1:03.714	36	51.523	1:03.805	40	51.736	1:02.644	40	55.794	1:02.405	93	1 LAP	1:13.313
10	56.192	1:04.632	52	53.108	1:03.706	36	57.285	1:03.405	15	57.338	1:04.321			

Brands Hatch  
 Circuit Length = 1.2080 miles.

**HSCC HRSR ByBox Historic Touring Cars**  
**RACE 8 - LAP CHART - Brands Hatch - 28 September 2013**  
 (contd.)

Lap 16			Lap 17			Lap 18			Lap 19			Lap 20		
No	Behind	Laptime	No	Behind	Laptime	No	Behind	Laptime	No	Behind	Laptime	No	Behind	Laptime
44		58.753	44		57.927	44		58.173	44		58.270			
41	1.714	58.638	41	2.769	58.982	80	2 LAPS	1:06.953	41	3.364	59.155			
40	1 LAP	1:03.315	23	2.899	58.099	41	2.479	57.883	14	1 LAP	1:04.224			
23	2.727	58.612	40	1 LAP	1:03.500	23	2.907	58.181	62	1 LAP	1:05.140			
50	6.169	59.261	50	8.112	59.870	50	8.904	58.965	23	7.166	1:02.529			
15	1 LAP	1:05.693	86	10.753	59.750	86	11.377	58.797	50	10.135	59.501			
86	8.930	58.833	73	13.317	1:00.323	40	1 LAP	1:03.440	86	11.884	58.777			
73	10.921	59.568	15	1 LAP	1:05.235	73	14.339	59.195	80	2 LAPS	1:08.149			
57	13.102	1:00.756	57	13.982	58.807	57	14.652	58.843	73	15.076	59.007			
69	13.551	59.363	93	2 LAPS	1:13.660	69	15.577	58.848	69	17.420	1:00.113			
36	1 LAP	1:05.888	69	14.902	59.278	15	1 LAP	1:03.654	66	22.069	1:00.320			
52	1 LAP	1:05.270	66	19.074	1:00.569	66	20.019	59.118	57	22.706	1:06.324			
66	16.432	59.912	36	1 LAP	1:03.898	28	4 LAPS	1:02.557	15	1 LAP	1:04.567			
28	4 LAPS	1:00.797	28	4 LAPS	1:00.814	92	25.352	1:00.851	92	28.069	1:00.987			
92	20.734	59.282	52	1 LAP	1:04.400	36	1 LAP	1:04.105	40	1 LAP	1:15.970			
47	24.938	1:00.205	92	22.674	59.867	52	1 LAP	1:04.348	36	1 LAP	1:03.625			
60	25.392	1:00.996	47	26.810	59.799	60	28.905	59.831	60	31.272	1:00.637			
10	1 LAP	1:03.193	60	27.247	59.782	47	29.328	1:00.691	47	31.849	1:00.791			
32	30.547	1:00.551	32	34.804	1:02.184	93	2 LAPS	1:13.936	28	4 LAPS	1:07.381			
14	51.138	1:02.530	10	1 LAP	1:04.453	32	37.560	1:00.929	52	1 LAP	1:06.212			
80	1 LAP	1:06.820	14	56.384	1:03.173	10	1 LAP	1:03.694	32	43.587	1:04.297			
62	52.061	1:02.060	62	57.431	1:03.297				93	2 LAPS	1:11.937			
									10	1 LAP	1:03.674			

Brands Hatch  
 Circuit Length = 1.2080 miles.

## Classic Clubmans

### RACE 9 - QUALIFYING - Brands Hatch - 28 September 2013

POS	NO	CL	DRIVER	NAT	CAR	TIME	LAPS	GAP	MPH
1	30	A	John HARRISON		Mallock MK21	47.288	14		91.96
2	1	A	Mark CHARTERIS		Mallock MK20/21	49.413	14	2.125	88.00
3	34	A	Greg ROBERTSON		Doris Ckm	49.555	14	2.267	87.75
4	24	A	Mike LANE		Mallock Mk18	49.595	14	2.307	87.68
5	3	A	Michael Guy HICKSON		Mallock MK20B	50.114	14	2.826	86.77
6	4	A	Steven CHAPLIN		Phantom P79	50.324	14	3.036	86.41
7	11	A	David CHILDS		Centaur 14	50.354	12	3.066	86.36
8	38	A	Bob CROZIER		Mallock Mk21	51.083	14	3.795	85.13
9	55	B	Adam PATERSON		Mallock Mk18	51.494	14	4.206	84.45
10	17	A	Alan COOK		Mallock Mk20	51.972	13	4.684	83.67
11	81	INV	Rod PLAYER		Mallock Mk23	52.374	13	5.086	83.03
12	54	B	Barry WEBB		Mallock Mk16BW	52.381	13	5.093	83.02
13	68	B	David FACER		Mallock Mk18BW	52.392	13	5.104	83.00
14	50	B	Clive WOOD		Mallock Mk20B	52.632	13	5.344	82.62
15	56	B	Stephen LITTLER		Mallock Mk18B	54.982	12	7.694	79.09
16	47	B	Mike SALES		Phantom P79	55.076	13	7.788	78.96
17	42	B	Morris HART		Mallock Mk20	55.646	13	8.358	78.15
18	43	B	Royston BING		Mallock Mk20	56.565	12	9.277	76.88
19	33	A	James CLARKE		Mallock Mk20	57.588	11	10.300	75.51
20	69	B	Alan DAVENPORT		Mallock MK18	57.683	7	10.395	75.39

Weather/Track: Sunny/Dry

These results are provisional until the conclusion of any judicial and technical matters.

Brands Hatch

Circuit Length = 1.2080 miles.

Start: 11:41 End: 11:53

Clerk of the Course:

Timekeeper:

## Classic Clubmans

### RACE 9 - LAP ANALYSIS - Brands Hatch - 28 September 2013

<b>1</b>	<b>Mark CHARTERIS</b>	Mallock MK20/21			
1 -	X:00.000	6 -	49.936	11 -	50.643
2 -	52.300	7 -	49.846	12 -	<b>49.413</b>
3 -	51.685	8 -	52.136	13 -	49.414
4 -	53.275	9 -	50.437	14 -	49.823
5 -	50.536	10 -	49.830		
<b>3</b>	<b>Michael Guy HICKSON</b>	Mallock MK20B			
1 -	X:00.000	6 -	51.702	11 -	<b>50.114</b>
2 -	54.804	7 -	50.445	12 -	50.652
3 -	51.365	8 -	51.120	13 -	50.726
4 -	51.963	9 -	53.585	14 -	50.655
5 -	51.297	10 -	51.123		
<b>4</b>	<b>Steven CHAPLIN</b>	Phantom P79			
1 -	X:00.000	6 -	51.658	11 -	50.710
2 -	58.402	7 -	51.043	12 -	51.323
3 -	54.202	8 -	51.612	13 -	<b>50.324</b>
4 -	53.753	9 -	51.048	14 -	50.620
5 -	51.482	10 -	50.463		
<b>11</b>	<b>David CHILDS</b>	Centaur 14			
1 -	X:00.000	6 -	1:02.381	11 -	51.212
2 -	1:04.632	7 -	53.174	12 -	<b>50.354</b>
3 -	59.405	8 -	52.359		
4 -	58.574	9 -	51.419		
5 -	1:47.348P	10 -	55.471		
<b>17</b>	<b>Alan COOK</b>	Mallock Mk20			
1 -	X:00.000	6 -	54.703	11 -	53.336
2 -	58.278	7 -	55.284	12 -	52.864
3 -	58.846	8 -	52.456	13 -	<b>51.972</b>
4 -	57.144	9 -	53.296		
5 -	53.613	10 -	53.452		
<b>24</b>	<b>Mike LANE</b>	Mallock Mk18			
1 -	X:00.000	6 -	50.374	11 -	<b>49.595</b>
2 -	57.759	7 -	50.250	12 -	49.633
3 -	52.618	8 -	51.435	13 -	50.271
4 -	50.298	9 -	49.880	14 -	49.735
5 -	50.031	10 -	49.831		

Brands Hatch  
Circuit Length = 1.2080 miles.

## Classic Clubmans

### RACE 9 - LAP ANALYSIS - Brands Hatch - 28 September 2013

(contd.)

<b>30</b>	<b>John HARRISON</b>	Mallock MK21
1 - X:00.000	6 - 50.066	11 - 47.500
2 - 51.441	7 - 48.939	12 - 47.702
3 - 50.837	8 - 48.054	13 - <b>47.288</b>
4 - 49.273	9 - 48.256	14 - 47.308
5 - 48.489	10 - 47.735	
<b>33</b>	<b>James CLARKE</b>	Mallock Mk20
1 - X:00.000	6 - 1:02.005	11 - <b>57.588</b>
2 - 1:10.548	7 - 1:01.540	
3 - 1:07.360	8 - 59.993	
4 - 1:04.218	9 - 57.748	
5 - 1:03.169	10 - 59.702	
<b>34</b>	<b>Greg ROBERTSON</b>	Doris Ckm
1 - X:00.000	6 - 50.700	11 - 50.408
2 - 59.878	7 - 53.218	12 - 51.163
3 - 55.121	8 - 50.132	13 - 53.664
4 - 53.500	9 - 50.998	14 - 52.126D
5 - 52.060	10 - <b>49.555</b>	
<b>38</b>	<b>Bob CROZIER</b>	Mallock Mk21
1 - X:00.000	6 - 53.470	11 - 51.145
2 - 58.140	7 - 53.944	12 - <b>51.083</b>
3 - 57.954	8 - 52.322	13 - 52.481
4 - 53.341	9 - 52.217	14 - 51.347D
5 - 52.320	10 - 51.745	
<b>42</b>	<b>Morris HART</b>	Mallock Mk20
1 - X:00.000	6 - 56.655	11 - <b>55.646</b>
2 - 1:04.982	7 - 56.585	12 - 56.123
3 - 1:02.884	8 - 56.661	13 - 56.278D
4 - 57.994	9 - 56.039	
5 - 57.081	10 - 56.180	
<b>43</b>	<b>Royston BING</b>	Mallock Mk20
1 - X:00.000	6 - 57.857	11 - 58.006
2 - 1:05.291	7 - 57.833	12 - <b>56.565</b>
3 - 59.388	8 - 58.713	
4 - 58.541	9 - 58.016	
5 - 58.434	10 - 59.205	

Brands Hatch  
Circuit Length = 1.2080 miles.



## Classic Clubmans

### RACE 9 - LAP ANALYSIS - Brands Hatch - 28 September 2013

(contd.)

<b>47</b>	<b>Mike SALES</b>				Phantom P79
1 -	X:00.000	6 -	56.422	11 -	55.641
2 -	1:01.569	7 -	56.783	12 -	<b>55.076</b>
3 -	59.458	8 -	55.856	13 -	55.136
4 -	57.825	9 -	56.149		
5 -	56.686	10 -	55.362		
<b>50</b>	<b>Clive WOOD</b>				Mallock Mk20B
1 -	X:00.000	6 -	57.438	11 -	53.387
2 -	58.027	7 -	54.392	12 -	<b>52.632</b>
3 -	56.568	8 -	53.322	13 -	53.214
4 -	54.775	9 -	52.903		
5 -	53.388	10 -	52.760		
<b>54</b>	<b>Barry WEBB</b>				Mallock Mk16BW
1 -	X:00.000	6 -	53.445	11 -	53.218
2 -	58.248	7 -	55.365	12 -	52.532
3 -	59.630	8 -	53.413	13 -	<b>52.381</b>
4 -	58.590	9 -	52.726		
5 -	55.968	10 -	52.392		
<b>55</b>	<b>Adam PATERSON</b>				Mallock Mk18
1 -	X:00.000	6 -	53.140	11 -	52.445
2 -	56.099	7 -	51.898	12 -	51.707
3 -	53.324	8 -	51.740	13 -	51.613
4 -	54.970	9 -	51.728	14 -	51.901
5 -	52.737	10 -	<b>51.494</b>		
<b>56</b>	<b>Stephen LITTLER</b>				Mallock Mk18B
1 -	X:00.000	6 -	56.040	11 -	55.825
2 -	1:05.259	7 -	56.803	12 -	<b>54.982</b>
3 -	1:00.593	8 -	57.231		
4 -	58.796	9 -	55.904		
5 -	57.237	10 -	55.636		
<b>68</b>	<b>David FACER</b>				Mallock Mk18BW
1 -	X:00.000	6 -	52.704	11 -	<b>52.392</b>
2 -	58.897	7 -	55.224	12 -	54.632
3 -	55.332	8 -	52.591	13 -	52.526
4 -	53.544	9 -	52.745		
5 -	55.951	10 -	53.096		

Brands Hatch  
Circuit Length = 1.2080 miles.

## Classic Clubmans

### RACE 9 - LAP ANALYSIS - Brands Hatch - 28 September 2013


(contd.)

<b>69</b>	<b>Alan DAVENPORT</b>	Mallock MK18			
1 -	X:00.000	6 -	<b>57.683</b>		
2 -	1:03.059	7 -	59.649		
3 -	1:01.585				
4 -	58.755				
5 -	59.726				
<b>81</b>	<b>Rod PLAYER</b>	Mallock Mk23			
1 -	X:00.000	6 -	53.442	11 -	52.874
2 -	1:01.924	7 -	52.958	12 -	53.611
3 -	58.376	8 -	55.101	13 -	52.955
4 -	54.959	9 -	53.030		
5 -	53.582	10 -	<b>52.374</b>		

Brands Hatch  
Circuit Length = 1.2080 miles.

# Classic Clubmans

## RACE 9 - STARTING GRID - Brands Hatch - 28 September 2013

ROW 10	33	CLARKE	69	DAVENPORT
ROW 9	42	HART	43	BING
ROW 8	56	LITTLER	47	SALES
ROW 7	68	FACER	50	WOOD
ROW 6	81	PLAYER	54	WEBB
ROW 5	55	PATERSON	17	COOK
ROW 4	11	CHILDS	38	CROZIER
ROW 3	3	HICKSON	4	CHAPLIN
ROW 2	34	ROBERTSON	24	LANE
ROW 1	30	HARRISON	1	CHARTERIS
		POLE		
				

Brands Hatch  
Circuit Length = 1.2080 miles.

Clerk of the Course:

Timekeeper:

## Classic Clubmans

### RACE 9 - CLASSIFICATION - Brands Hatch - 28 September 2013

POS	NO	CL	DRIVER	NAT	CAR	TIME	LAPS	GAP	MPH	BEST
1	30	A	John HARRISON		Mallock MK21	20:26.990	25		88.66	47.638
2	24	A	Mike LANE		Mallock Mk18	20:55.588	25	28.598	86.64	49.389
3	1	A	Mark CHARTERIS		Mallock MK20/21	20:59.503	25	32.513	86.37	49.127
4	4	A	Steven CHAPLIN		Phantom P79	21:12.284	25	45.294	85.50	49.840
5	3	A	Michael Guy HICKSON		Mallock MK20B	20:34.645	24	1 LAP	84.59	50.138
6	38	A	Bob CROZIER		Mallock Mk21	20:51.627	24	1 LAP	83.44	50.230
7	17	A	Alan COOK		Mallock Mk20	21:17.457	24	1 LAP	81.75	51.517
8	55	B	Adam PATERSON		Mallock Mk18	21:18.422	24	1 LAP	81.69	51.876
9	54	B	Barry WEBB		Mallock Mk16BW	21:18.487	24	1 LAP	81.69	51.631
10	81	INV	Rod PLAYER		Mallock Mk23	20:30.192	23	2 LAPS	81.36	52.186
11	50	B	Clive WOOD		Mallock Mk20B	20:30.913	23	2 LAPS	81.31	51.880
12	68	B	David FACER		Mallock Mk18BW	20:32.261	23	2 LAPS	81.22	51.986
13	11	A	David CHILDS		Centaur 14	21:07.491	23	2 LAPS	78.96	50.123
14	47	B	Mike SALES		Phantom P79	21:17.913	23	2 LAPS	78.32	54.352
15	42	B	Morris HART		Mallock Mk20	20:44.150	22	3 LAPS	76.95	54.878
16	56	B	Stephen LITTLER		Mallock Mk18B	20:32.160	21	4 LAPS	74.17	56.285
17	33	A	James CLARKE		Mallock Mk20	20:38.621	21	4 LAPS	73.78	56.185

#### NOT CLASSIFIED

43	B	Royston BING		Mallock Mk20	17:38.856	16	D.N.F.	65.77	56.020
34	A	Greg ROBERTSON		Doris Ckm	2:50.724	3	D.N.F.	76.81	51.900
69	B	Alan DAVENPORT		Mallock MK18		0	D.N.F.	N/A	

#### FASTEST LAP

30	A	John HARRISON		Mallock MK21	47.638	9	91.28mph	146.91kph
54	B	Barry WEBB		Mallock Mk16BW	51.631	17	84.22mph	135.55kph
81	INV	Rod PLAYER		Mallock Mk23	52.186	19	83.33mph	134.11kph

Weather / Track Sunny / Dry

These results are provisional until the conclusion of any judicial and technical matters.

Brands Hatch  
Circuit Length = 1.2080 miles.  
Start: 17.07 End: 17.27

Clerk of the Course:		Timekeeper:
----------------------	--	-------------

## Classic Clubmans

### RACE 9 - LAP ANALYSIS - Brands Hatch - 28 September 2013

<b>1</b>	<b>Mark CHARTERIS</b>					Mallock MK20/21				
1 -	59.159	6 -	49.678	11 -	50.479	16 -	52.013	21 -	49.411	
2 -	50.942	7 -	50.361	12 -	49.333	17 -	50.183	22 -	50.251	
3 -	50.191	8 -	49.664	13 -	49.499	18 -	49.705	23 -	49.353	
4 -	49.925	9 -	49.404	14 -	50.717	19 -	49.459	24 -	49.738	
5 -	49.968	10 -	49.492	15 -	<b>49.127</b>	20 -	50.766	25 -	50.685	
<b>3</b>	<b>Michael Guy HICKSON</b>					Mallock MK20B				
1 -	1:00.360	6 -	50.409	11 -	50.229	16 -	52.154	21 -	<b>50.138</b>	
2 -	51.813	7 -	50.953	12 -	51.969	17 -	52.906	22 -	50.526	
3 -	51.452	8 -	50.653	13 -	50.577	18 -	50.724	23 -	51.095	
4 -	50.807	9 -	50.243	14 -	50.683	19 -	51.737	24 -	50.944	
5 -	50.673	10 -	50.403	15 -	51.428	20 -	51.769			
<b>4</b>	<b>Steven CHAPLIN</b>					Phantom P79				
1 -	59.256	6 -	50.643	11 -	49.904	16 -	50.542	21 -	51.355	
2 -	51.170	7 -	50.765	12 -	50.638	17 -	50.543	22 -	50.007	
3 -	51.233	8 -	51.350	13 -	50.255	18 -	50.061	23 -	50.308	
4 -	50.337	9 -	50.761	14 -	49.926	19 -	49.975	24 -	50.822	
5 -	50.847	10 -	50.013	15 -	51.358	20 -	50.375	25 -	<b>49.840</b>	
<b>11</b>	<b>David CHILDS</b>					Centaur 14				
1 -	1:01.340	6 -	50.404	11 -	51.345	16 -	50.759	21 -	51.532	
2 -	53.121	7 -	50.637	12 -	<b>50.123</b>	17 -	51.512	22 -	52.380	
3 -	50.586	8 -	51.901	13 -	50.694	18 -	50.261	23 -	57.307	
4 -	50.502	9 -	51.146	14 -	52.028	19 -	1:58.543P			
5 -	50.771	10 -	50.164	15 -	51.629	20 -	58.806			
<b>17</b>	<b>Alan COOK</b>					Mallock Mk20				
1 -	1:03.653	6 -	52.568	11 -	54.037	16 -	52.599	21 -	52.307	
2 -	53.370	7 -	53.149	12 -	53.315	17 -	53.191	22 -	<b>51.517</b>	
3 -	53.203	8 -	52.627	13 -	52.637	18 -	53.214	23 -	52.415	
4 -	53.535	9 -	52.796	14 -	52.329	19 -	52.534	24 -	53.610	
5 -	52.427	10 -	51.917	15 -	52.456	20 -	52.051			
<b>24</b>	<b>Mike LANE</b>					Mallock Mk18				
1 -	58.316	6 -	49.927	11 -	50.204	16 -	50.574	21 -	50.003	
2 -	50.420	7 -	50.845	12 -	49.473	17 -	49.468	22 -	49.567	
3 -	49.595	8 -	49.739	13 -	49.596	18 -	49.928	23 -	49.495	
4 -	49.691	9 -	49.548	14 -	50.196	19 -	49.583	24 -	49.695	
5 -	50.094	10 -	50.228	15 -	<b>49.389</b>	20 -	49.992	25 -	50.022	

Brands Hatch  
Circuit Length = 1.2080 miles.

## Classic Clubmans

### RACE 9 - LAP ANALYSIS - Brands Hatch - 28 September 2013

(contd.)

<b>30</b>	<b>John HARRISON</b>					Mallock MK21			
1 -	55.168	6 -	49.570	11 -	50.610	16 -	49.695	21 -	48.256
2 -	50.114	7 -	48.280	12 -	48.989	17 -	48.711	22 -	48.379
3 -	48.270	8 -	49.211	13 -	48.557	18 -	49.173	23 -	49.381
4 -	47.768	9 -	<b>47.638</b>	14 -	48.319	19 -	48.223	24 -	49.952
5 -	48.351	10 -	48.365	15 -	47.899	20 -	48.442	25 -	49.669
<b>33</b>	<b>James CLARKE</b>					Mallock Mk20			
1 -	1:09.180	6 -	59.743	11 -	1:00.000	16 -	56.822	21 -	57.181
2 -	59.472	7 -	58.817	12 -	57.546	17 -	58.779		
3 -	58.520	8 -	56.809	13 -	57.993	18 -	57.176		
4 -	57.727	9 -	<b>56.185</b>	14 -	58.345	19 -	58.917		
5 -	59.270	10 -	57.474	15 -	1:04.199	20 -	58.466		
<b>34</b>	<b>Greg ROBERTSON</b>					Doris Ckm			
1 -	59.781								
2 -	<b>51.900</b>								
3 -	59.043								
<b>38</b>	<b>Bob CROZIER</b>					Mallock Mk21			
1 -	1:03.990	6 -	53.483	11 -	51.367	16 -	51.122	21 -	51.817
2 -	53.587	7 -	51.251	12 -	50.763	17 -	50.514	22 -	50.616
3 -	53.064	8 -	51.519	13 -	51.740	18 -	50.547	23 -	51.198
4 -	53.393	9 -	50.931	14 -	<b>50.230</b>	19 -	51.477	24 -	51.197
5 -	54.903	10 -	51.021	15 -	50.863	20 -	51.034		
<b>42</b>	<b>Morris HART</b>					Mallock Mk20			
1 -	1:07.148	6 -	54.949	11 -	56.549	16 -	55.589	21 -	56.912
2 -	56.149	7 -	55.072	12 -	56.155	17 -	55.557	22 -	56.523
3 -	55.604	8 -	54.968	13 -	55.971	18 -	58.347		
4 -	55.479	9 -	55.408	14 -	55.781	19 -	59.397		
5 -	<b>54.878</b>	10 -	55.006	15 -	56.165	20 -	56.543		
<b>43</b>	<b>Royston BING</b>					Mallock Mk20			
1 -	1:08.163	6 -	57.434	11 -	57.180	16 -	1:58.250P		
2 -	58.994	7 -	58.420	12 -	<b>56.020</b>				
3 -	57.454	8 -	58.738	13 -	56.138				
4 -	56.792	9 -	56.394	14 -	57.466				
5 -	57.740	10 -	56.244	15 -	2:07.429P				

Brands Hatch  
Circuit Length = 1.2080 miles.

## Classic Clubmans

### RACE 9 - LAP ANALYSIS - Brands Hatch - 28 September 2013

(contd.)

<b>47</b>	<b>Mike SALES</b>	Phantom P79							
1 -	1:06.685	6 -	55.436	11 -	54.809	16 -	54.974	21 -	54.756
2 -	55.694	7 -	55.675	12 -	54.538	17 -	55.140	22 -	54.752
3 -	55.640	8 -	54.504	13 -	54.764	18 -	55.844	23 -	55.192
4 -	54.801	9 -	54.417	14 -	54.976	19 -	55.628		
5 -	54.922	10 -	55.404	15 -	<b>54.352</b>	20 -	55.010		
<b>50</b>	<b>Clive WOOD</b>	Mallock Mk20B							
1 -	1:02.894	6 -	54.311	11 -	52.616	16 -	52.496	21 -	52.338
2 -	54.041	7 -	53.542	12 -	53.534	17 -	51.957	22 -	52.571
3 -	55.496	8 -	52.919	13 -	52.224	18 -	<b>51.880</b>	23 -	53.165
4 -	53.072	9 -	52.547	14 -	52.738	19 -	52.575		
5 -	53.714	10 -	53.258	15 -	53.580	20 -	53.445		
<b>54</b>	<b>Barry WEBB</b>	Mallock Mk16BW							
1 -	1:05.336	6 -	53.521	11 -	52.607	16 -	52.506	21 -	52.096
2 -	54.563	7 -	53.064	12 -	53.540	17 -	<b>51.631</b>	22 -	51.894
3 -	53.149	8 -	53.026	13 -	52.564	18 -	51.726	23 -	52.078
4 -	53.074	9 -	52.428	14 -	52.557	19 -	51.837	24 -	52.539
5 -	53.889	10 -	53.056	15 -	53.529	20 -	52.277		
<b>55</b>	<b>Adam PATERSON</b>	Mallock Mk18							
1 -	1:04.234	6 -	53.683	11 -	52.968	16 -	52.453	21 -	52.404
2 -	54.215	7 -	53.814	12 -	53.374	17 -	52.052	22 -	52.494
3 -	53.447	8 -	53.194	13 -	52.183	18 -	<b>51.876</b>	23 -	52.007
4 -	53.110	9 -	52.403	14 -	52.706	19 -	52.012	24 -	52.800
5 -	53.852	10 -	52.871	15 -	52.306	20 -	51.964		
<b>56</b>	<b>Stephen LITTLER</b>	Mallock Mk18B							
1 -	1:09.249	6 -	58.196	11 -	59.805	16 -	57.349	21 -	58.476
2 -	59.044	7 -	59.213	12 -	57.347	17 -	58.238		
3 -	58.105	8 -	57.440	13 -	<b>56.285</b>	18 -	56.992		
4 -	57.949	9 -	57.157	14 -	57.987	19 -	58.241		
5 -	58.949	10 -	57.517	15 -	1:00.418	20 -	58.203		
<b>68</b>	<b>David FACER</b>	Mallock Mk18BW							
1 -	1:05.775	6 -	53.375	11 -	53.046	16 -	52.887	21 -	52.538
2 -	54.522	7 -	53.445	12 -	53.753	17 -	52.379	22 -	53.131
3 -	53.255	8 -	52.934	13 -	<b>51.986</b>	18 -	52.188	23 -	52.005
4 -	52.928	9 -	52.769	14 -	52.639	19 -	52.903		
5 -	54.075	10 -	52.815	15 -	54.487	20 -	52.426		

Brands Hatch  
Circuit Length = 1.2080 miles.

## Classic Clubmans

### RACE 9 - LAP ANALYSIS - Brands Hatch - 28 September 2013

(contd.)

<b>69</b>	Alan DAVENPORT						Mallock MK18		
<b>81</b>	Rod PLAYER						Mallock Mk23		
1 -	1:02.441	6 -	53.724	11 -	52.926	16 -	52.365	21 -	52.791
2 -	53.630	7 -	53.796	12 -	53.489	17 -	53.340	22 -	52.880
3 -	53.358	8 -	52.843	13 -	52.462	18 -	52.758	23 -	53.073
4 -	54.117	9 -	52.595	14 -	52.478	19 -	<b>52.186</b>		
5 -	55.100	10 -	52.735	15 -	52.273	20 -	52.832		

Brands Hatch  
Circuit Length = 1.2080 miles.



## Classic Clubmans

### RACE 9 - LAP CHART - Brands Hatch - 28 September 2013

Lap 1			Lap 2			Lap 3			Lap 4			Lap 5		
No	Behind	Laptime	No	Behind	Laptime	No	Behind	Laptime	No	Behind	Laptime	No	Behind	Laptime
30		55.168	30		50.114	30		48.270	30		47.768	30		48.351
24	3.148	58.316	24	3.454	50.420	24	4.779	49.595	24	6.702	49.691	24	8.445	50.094
1	3.991	59.159	1	4.819	50.942	1	6.740	50.191	1	8.897	49.925	1	10.514	49.968
4	4.088	59.256	4	5.144	51.170	4	8.107	51.233	4	10.676	50.337	4	13.172	50.847
34	4.613	59.781	34	6.399	51.900	3	10.073	51.452	3	13.112	50.807	3	15.434	50.673
3	5.192	1:00.360	3	6.891	51.813	11	11.495	50.586	11	14.229	50.502	11	16.649	50.771
11	6.172	1:01.340	11	9.179	53.121	81	15.877	53.358	81	22.226	54.117	17	26.517	52.427
81	7.273	1:02.441	81	10.789	53.630	17	16.674	53.203	17	22.441	53.535	81	28.975	55.100
50	7.726	1:02.894	50	11.653	54.041	34	17.172	59.043	38	22.714	53.393	55	29.187	53.852
17	8.485	1:03.653	17	11.741	53.370	38	17.089	53.064	55	23.686	53.110	38	29.266	54.903
38	8.822	1:03.990	38	12.295	53.587	55	18.344	53.447	50	24.183	53.072	50	29.546	53.714
55	9.066	1:04.234	55	13.167	54.215	50	18.879	55.496	54	24.802	53.074	54	30.340	53.889
54	10.168	1:05.336	54	14.617	54.563	54	19.496	53.149	68	25.160	52.928	68	30.884	54.075
68	10.607	1:05.775	68	15.015	54.522	68	20.000	53.255	47	31.500	54.801	47	38.071	54.922
47	11.517	1:06.685	47	17.097	55.694	47	24.467	55.640	42	33.060	55.479	42	39.587	54.878
42	11.980	1:07.148	42	18.015	56.149	42	25.349	55.604	43	40.083	56.792	43	49.472	57.740
43	12.995	1:08.163	43	21.875	58.994	43	31.059	57.454	56	43.027	57.949			
33	14.012	1:09.180	56	23.011	59.044	56	32.846	58.105	33	43.579	57.727			
56	14.081	1:09.249	33	23.370	59.472	33	33.620	58.520						

Brands Hatch  
Circuit Length = 1.2080 miles.

## Classic Clubmans

### RACE 9 - LAP CHART - Brands Hatch - 28 September 2013

(contd.)

Lap 6			Lap 7			Lap 8			Lap 9			Lap 10		
No	Behind	Laptime	No	Behind	Laptime	No	Behind	Laptime	No	Behind	Laptime	No	Behind	Laptime
30		49.570	30		48.280	30		49.211	30		47.638	30		48.365
56	1 LAP	58.949	43	1 LAP	57.434	47	1 LAP	55.675	47	1 LAP	54.504	68	1 LAP	52.769
33	1 LAP	59.270	24	11.367	50.845	42	1 LAP	55.072	42	1 LAP	54.968	47	1 LAP	54.417
24	8.802	49.927	1	12.703	50.361	24	11.895	49.739	24	13.805	49.548	24	15.668	50.228
1	10.622	49.678	56	1 LAP	58.196	1	13.156	49.664	1	14.922	49.404	1	16.049	49.492
4	14.245	50.643	33	1 LAP	59.743	43	1 LAP	58.420	4	21.992	50.761	42	1 LAP	55.408
3	16.273	50.409	4	16.730	50.765	4	18.869	51.350	3	22.993	50.243	4	23.640	50.013
11	17.483	50.404	3	18.946	50.953	3	20.388	50.653	11	26.038	51.146	3	25.031	50.403
17	29.515	52.568	11	19.840	50.637	11	22.530	51.901	43	1 LAP	58.738	11	27.837	50.164
81	33.129	53.724	17	34.384	53.149	56	1 LAP	59.213	56	1 LAP	57.440	43	1 LAP	56.394
38	33.179	53.483	38	36.150	51.251	33	1 LAP	58.817	33	1 LAP	56.809	56	1 LAP	57.157
55	33.300	53.683	81	38.645	53.796	17	37.800	52.627	38	41.751	50.931	33	1 LAP	56.185
50	34.287	54.311	55	38.834	53.814	38	38.458	51.519	17	42.958	52.796	38	44.407	51.021
54	34.291	53.521	54	39.075	53.064	81	42.277	52.843	81	47.234	52.595	17	46.510	51.917
68	34.689	53.375	50	39.549	53.542	55	42.817	53.194	55	47.582	52.403			
47	43.937	55.436	68	39.854	53.445	54	42.890	53.026	54	47.680	52.428			
42	44.966	54.949				50	43.257	52.919	50	48.166	52.547			
						68	43.577	52.934						

Brands Hatch  
Circuit Length = 1.2080 miles.

## Classic Clubmans

### RACE 9 - LAP CHART - Brands Hatch - 28 September 2013

(contd.)

Lap 11			Lap 12			Lap 13			Lap 14			Lap 15		
No	Behind	Laptime	No	Behind	Laptime	No	Behind	Laptime	No	Behind	Laptime	No	Behind	Laptime
30		50.610	30		48.989	30		48.557	30		48.319	30		47.899
81	1 LAP	52.735	56	2 LAPS	57.517	43	2 LAPS	57.180	38	1 LAP	51.740	38	1 LAP	50.230
55	1 LAP	52.871	33	2 LAPS	57.474	17	1 LAP	53.315	17	1 LAP	52.637	17	1 LAP	52.329
54	1 LAP	53.056	17	1 LAP	54.037	81	1 LAP	53.489	43	2 LAPS	56.020	81	1 LAP	52.478
50	1 LAP	53.258	81	1 LAP	52.926	55	1 LAP	53.374	81	1 LAP	52.462	43	2 LAPS	56.138
68	1 LAP	52.815	54	1 LAP	52.607	54	1 LAP	53.540	55	1 LAP	52.183	55	1 LAP	52.706
24	15.262	50.204	55	1 LAP	52.968	50	1 LAP	53.534	54	1 LAP	52.564	54	1 LAP	52.557
1	15.918	50.479	50	1 LAP	52.616	56	2 LAPS	59.805	50	1 LAP	52.224	50	1 LAP	52.738
47	1 LAP	55.404	68	1 LAP	53.046	68	1 LAP	53.753	68	1 LAP	51.986	24	20.152	49.389
42	1 LAP	55.006	24	15.746	49.473	33	2 LAPS	1:00.000	24	18.662	50.196	68	1 LAP	52.639
4	22.934	49.904	1	16.262	49.333	24	16.785	49.596	1	19.602	50.717	1	20.830	49.127
3	24.650	50.229	4	24.583	50.638	1	17.204	49.499	56	2 LAPS	57.347	56	2 LAPS	56.285
11	28.572	51.345	47	1 LAP	54.809	4	26.281	50.255	33	2 LAPS	57.546	4	31.347	51.358
43	1 LAP	56.244	3	27.630	51.969	3	29.650	50.577	4	27.888	49.926	33	2 LAPS	57.993
38	45.164	51.367	42	1 LAP	56.549	47	1 LAP	54.538	3	32.014	50.683	3	35.543	51.428
			11	29.706	50.123	11	31.843	50.694	11	35.552	52.028	11	39.282	51.629
			38	46.938	50.763	42	1 LAP	56.155	47	1 LAP	54.764	47	1 LAP	54.976
									42	1 LAP	55.971			

Brands Hatch  
Circuit Length = 1.2080 miles.

## Classic Clubmans

### RACE 9 - LAP CHART - Brands Hatch - 28 September 2013

(contd.)

Lap 16			Lap 17			Lap 18			Lap 19			Lap 20		
No	Behind	Laptime	No	Behind	Laptime	No	Behind	Laptime	No	Behind	Laptime	No	Behind	Laptime
30		49.695	30		48.711	30		49.173	30		48.223	30		48.442
42	2 LAPS	55.781	47	2 LAPS	54.352	33	3 LAPS	1:04.199	43	4 LAPS	2:07.429P	38	1 LAP	51.477
38	1 LAP	50.863	38	1 LAP	51.122	47	2 LAPS	54.974	56	3 LAPS	57.349	56	3 LAPS	58.238
17	1 LAP	52.456	42	2 LAPS	56.165	38	1 LAP	50.514	38	1 LAP	50.547	47	2 LAPS	55.844
24	21.031	50.574	17	1 LAP	52.599	42	2 LAPS	55.589	47	2 LAPS	55.140	24	25.453	49.992
81	1 LAP	52.273	24	21.788	49.468	24	22.543	49.928	33	3 LAPS	56.822	33	3 LAPS	58.779
55	1 LAP	52.306	1	24.620	50.183	17	1 LAP	53.191	42	2 LAPS	55.557	1	28.712	50.766
54	1 LAP	53.529	81	1 LAP	52.365	1	25.152	49.705	24	23.903	49.583	42	2 LAPS	58.347
1	23.148	52.013	55	1 LAP	52.453	55	1 LAP	52.052	1	26.388	49.459	17	1 LAP	52.534
50	1 LAP	53.580	54	1 LAP	52.506	81	1 LAP	53.340	17	1 LAP	53.214	55	1 LAP	52.012
68	1 LAP	54.487	50	1 LAP	52.496	54	1 LAP	51.631	55	1 LAP	51.876	54	1 LAP	51.837
43	2 LAPS	57.466	68	1 LAP	52.887	50	1 LAP	51.957	54	1 LAP	51.726	81	1 LAP	52.186
4	32.194	50.542	4	34.026	50.543	68	1 LAP	52.379	81	1 LAP	52.758	50	1 LAP	52.575
56	2 LAPS	57.987	3	42.197	52.906	4	34.914	50.061	50	1 LAP	51.880	4	38.599	50.375
3	38.002	52.154	11	43.147	51.512	3	43.748	50.724	68	1 LAP	52.188	68	1 LAP	52.903
33	2 LAPS	58.345	56	2 LAPS	1:00.418	11	44.235	50.261	4	36.666	49.975			
11	40.346	50.759							3	47.262	51.737			

Brands Hatch  
Circuit Length = 1.2080 miles.

## Classic Clubmans

### RACE 9 - LAP CHART - Brands Hatch - 28 September 2013

(contd.)

Lap 21			Lap 22			Lap 23			Lap 24			Lap 25		
No	Behind	Laptime	No	Behind	Laptime	No	Behind	Laptime	No	Behind	Laptime	No	Behind	Laptime
30		48.256	30		48.379	30		49.381	30		49.952	30		49.669
3	1 LAP	51.769	3	1 LAP	50.138	42	3 LAPS	56.543	50	2 LAPS	52.571	81	2 LAPS	53.073
38	1 LAP	51.034	38	1 LAP	51.817	3	1 LAP	50.526	68	2 LAPS	53.131	50	2 LAPS	53.165
11	2 LAPS	1:58.543P	11	2 LAPS	58.806	38	1 LAP	50.616	33	4 LAPS	58.466	56	4 LAPS	58.476
24	27.200	50.003	24	28.388	49.567	24	28.502	49.495	3	1 LAP	51.095	68	2 LAPS	52.005
56	3 LAPS	56.992	1	31.739	50.251	11	2 LAPS	51.532	42	3 LAPS	56.912	3	1 LAP	50.944
47	2 LAPS	55.628	47	2 LAPS	55.010	1	31.711	49.353	38	1 LAP	51.198	33	4 LAPS	57.181
43	5 LAPS	1:58.250P	56	3 LAPS	58.241	47	2 LAPS	54.756	24	28.245	49.695	42	3 LAPS	56.523
1	29.867	49.411	17	1 LAP	52.307	17	1 LAP	51.517	1	31.497	49.738	38	1 LAP	51.197
33	3 LAPS	57.176	55	1 LAP	52.404	4	44.253	50.308	11	2 LAPS	52.380	24	28.598	50.022
17	1 LAP	52.051	4	43.326	50.007	55	1 LAP	52.494	4	45.123	50.822	1	32.513	50.685
55	1 LAP	51.964	54	1 LAP	52.096	56	3 LAPS	58.203	47	2 LAPS	54.752	11	2 LAPS	57.307
54	1 LAP	52.277	33	3 LAPS	58.917	54	1 LAP	51.894	17	1 LAP	52.415	4	45.294	49.840
4	41.698	51.355	81	1 LAP	52.791	81	1 LAP	52.880	55	1 LAP	52.007	17	1 LAP	53.610
81	1 LAP	52.832	50	1 LAP	52.338				54	1 LAP	52.078	47	2 LAPS	55.192
50	1 LAP	53.445	68	1 LAP	52.538							55	1 LAP	52.800
42	2 LAPS	59.397										54	1 LAP	52.539
68	1 LAP	52.426												

Brands Hatch  
Circuit Length = 1.2080 miles.

## Classic Racing Cars

### RACE 10 - QUALIFYING - Brands Hatch - 28 September 2013

POS	NO	CL	DRIVER	NAT	CAR	TIME	LAPS	GAP	MPH
1	1	G	Ian JONES		Lotus 59	51.365	14		84.66
2	12	G	Andy JARVIS		Palliser WDB 2	51.810	14	0.445	83.93
3	88	G	Michael SCOTT		Brabham BT28	52.137	14	0.772	83.41
4	33	G	Nicholas BALL		Chevron B14	52.748	13	1.383	82.44
5	22	D	Simon ARMER		March 703	53.952	13	2.587	80.60
6	38	G	John BROWN		Merlyn Mk9	54.350	13	2.985	80.01
7	79	F	Josh WEST		Merlyn Mk20A	54.547	13	3.182	79.72
8	71	D	Chris HOLLAND		Brabham BT21	54.778	13	3.413	79.39
9	6	D	Leif BOSSON		Brabham BT28	54.814	13	3.449	79.33
10	26	D	Steve SEAMAN		Brabham BT21	55.615	13	4.250	78.19
11	99	D	Neil MCGREGOR		Brabham BT21	55.724	12	4.359	78.04
12	10	D	Jim CHAPMAN		Lotus 59	57.779	7	6.414	75.26
13	11	C	David BROWN		Brabham BT23C	58.641	12	7.276	74.16
14	23	F	Martin HAINES		Merlyn MK20	58.721	12	7.356	74.05
15	37	B	Lincoln SMALL		Brabham BT10	58.889	12	7.524	73.84
16	91	F	Gary MCVEIGH		Merlyn Mk11A	59.129	12	7.764	73.54
17	36	F	Mark MARTIN		Merlyn Mk20a	1:01.377	12	10.012	70.85

Weather / Track Cloudy / Dry

These results are provisional until the conclusion of any judicial and technical matters.

Brands Hatch

Circuit Length = 1.2080 miles.

Start: 11.58 End: 12.10

Clerk of the Course:

Timekeeper:

## Classic Racing Cars

### RACE 10 - LAP ANALYSIS - Brands Hatch - 28 September 2013

<b>1</b>	<b>Ian JONES</b>	Lotus 59	
1 -	3:26.543	6 - 53.348	11 - 51.515
2 -	53.789	7 - 51.615	12 - <b>51.365</b>
3 -	53.098	8 - 51.830	13 - 51.893
4 -	52.250	9 - 52.335	14 - 51.671
5 -	55.110	10 - 51.464	
<b>6</b>	<b>Leif BOSSON</b>	Brabham BT28	
1 -	3:29.568	6 - 55.574	11 - 55.849
2 -	56.239	7 - 56.112	12 - 55.347
3 -	55.711	8 - 56.822	13 - <b>54.814</b>
4 -	55.617	9 - 56.458	
5 -	57.380	10 - 55.606	
<b>10</b>	<b>Jim CHAPMAN</b>	Lotus 59	
1 -	4:03.924	6 - <b>57.779</b>	
2 -	1:00.465	7 - 57.913	
3 -	59.500		
4 -	59.886		
5 -	58.098		
<b>11</b>	<b>David BROWN</b>	Brabham BT23C	
1 -	3:48.111	6 - <b>58.641</b>	11 - 59.127
2 -	1:06.410	7 - 1:00.255	12 - 1:00.199
3 -	1:01.196	8 - 1:01.238	
4 -	1:02.270	9 - 1:00.278	
5 -	1:02.183	10 - 1:01.038	
<b>12</b>	<b>Andy JARVIS</b>	Palliser WDB 2	
1 -	3:28.229	6 - 54.096	11 - 52.065
2 -	55.018	7 - 53.223	12 - 52.741
3 -	53.376	8 - 52.648	13 - 53.840
4 -	52.985	9 - <b>51.810</b>	14 - 54.143
5 -	53.840	10 - 52.141	
<b>22</b>	<b>Simon ARMER</b>	March 703	
1 -	3:35.719	6 - 54.854	11 - 55.268
2 -	56.810	7 - 57.379	12 - 56.703
3 -	55.059	8 - 57.254	13 - <b>53.952</b>
4 -	54.933	9 - 54.869	
5 -	55.120	10 - 54.823	

Brands Hatch  
Circuit Length = 1.2080 miles.

## Classic Racing Cars

### RACE 10 - LAP ANALYSIS - Brands Hatch - 28 September 2013

(contd.)

<b>23</b>	<b>Martin HAINES</b>	Merlyn MK20
1 - 3:50.184	6 - 59.758	11 - 1:00.125
2 - 1:03.631	7 - 59.226	12 - 59.199
3 - 1:00.181	8 - 59.198	
4 - 59.769	9 - 59.502	
5 - 58.849	10 - <b>58.721</b>	
<b>26</b>	<b>Steve SEAMAN</b>	Brabham BT21
1 - 3:49.232	6 - 56.056	11 - 55.969
2 - 1:01.207	7 - 56.999	12 - <b>55.615</b>
3 - 58.890	8 - 56.976	13 - 56.769
4 - 57.628	9 - 56.706	
5 - 56.543	10 - 55.988	
<b>33</b>	<b>Nicholas BALL</b>	Chevron B14
1 - 3:49.301	6 - 55.594	11 - 52.922
2 - 1:00.570	7 - 55.007	12 - <b>52.748</b>
3 - 58.883	8 - 55.912	13 - 53.028
4 - 59.203	9 - 53.741	
5 - 56.871	10 - 53.022	
<b>36</b>	<b>Mark MARTIN</b>	Merlyn Mk20a
1 - 3:53.905	6 - 1:01.417	11 - <b>1:01.377</b>
2 - 1:03.841	7 - 1:01.872	12 - 1:01.718
3 - 1:02.924	8 - 1:01.406	
4 - 1:03.877	9 - 1:01.567	
5 - 1:02.364	10 - 1:01.577	
<b>37</b>	<b>Lincoln SMALL</b>	Brabham BT10
1 - 3:49.840	6 - 1:02.134	11 - 59.308
2 - 1:06.161	7 - 1:02.555	12 - <b>58.889</b>
3 - 1:02.739	8 - 1:00.369	
4 - 1:01.940	9 - 1:00.798	
5 - 1:03.014	10 - 1:00.279	
<b>38</b>	<b>John BROWN</b>	Merlyn Mk9
1 - 3:46.465	6 - 56.435	11 - <b>54.350</b>
2 - 1:01.823	7 - 56.153	12 - 54.946
3 - 58.707	8 - 57.984	13 - 55.821
4 - 57.527	9 - 54.686	
5 - 57.381	10 - 55.623	

Brands Hatch  
Circuit Length = 1.2080 miles.



## Classic Racing Cars

### RACE 10 - LAP ANALYSIS - Brands Hatch - 28 September 2013

(contd.)


<b>71</b>	<b>Chris HOLLAND</b>	Brabham BT21
1 - 3:31.733	6 - 55.089	11 - 55.765
2 - 57.101	7 - 55.819	12 - 55.487
3 - 56.109	8 - 55.808	13 - <b>54.778</b>
4 - 55.677	9 - 56.813	
5 - 56.129	10 - 55.261	
<b>79</b>	<b>Josh WEST</b>	Merlyn Mk20A
1 - 3:39.214	6 - 54.908	11 - 59.356
2 - 57.033	7 - <b>54.547</b>	12 - 57.593
3 - 55.320	8 - 57.522	13 - 55.565
4 - 54.818	9 - 1:03.937	
5 - 55.325	10 - 1:04.897	
<b>88</b>	<b>Michael SCOTT</b>	Brabham BT28
1 - 3:31.651	6 - 54.138	11 - 52.498
2 - 55.300	7 - 55.125	12 - <b>52.137</b>
3 - 54.455	8 - 55.842	13 - 52.810
4 - 53.883	9 - 53.543	14 - 55.281
5 - 55.763	10 - 52.211	
<b>91</b>	<b>Gary MCVEIGH</b>	Merlyn Mk11A
1 - 3:53.554	6 - <b>59.129</b>	11 - 59.721
2 - 1:02.035	7 - 1:00.383	12 - 1:01.838
3 - 1:00.524	8 - 1:04.802	
4 - 1:01.077	9 - 59.843	
5 - 1:00.109	10 - 59.397	
<b>99</b>	<b>Neil MCGREGOR</b>	Brabham BT21
1 - 3:52.840	6 - 55.751	11 - 55.954
2 - 1:03.958	7 - 56.100	12 - 1:00.204
3 - 1:05.505	8 - 58.957	
4 - 1:19.047	9 - 1:00.322	
5 - 57.069	10 - <b>55.724</b>	

Brands Hatch  
Circuit Length = 1.2080 miles.

# Classic Racing Cars

## RACE 10 - STARTING GRID - Brands Hatch - 28 September 2013

ROW 9	36	MARTIN			
ROW 8			91	MCVEIGH	
ROW 7	37	SMALL			
ROW 6			23	HAINES	
ROW 5	11	BROWN			
ROW 4			10	CHAPMAN	
ROW 3	99	MCGREGOR			
ROW 2			26	SEAMAN	
ROW 1	6	BOSSON			
			71	HOLLAND	
	79	WEST			
			38	BROWN	
	22	ARMER			
			33	BALL	
	88	SCOTT			
			12	JARVIS	
	1	JONES			
		POLE			



Brands Hatch  
Circuit Length = 1.2080 miles.

Clerk of the Course:

Timekeeper:

## Classic Racing Cars

### RACE 10 - CLASSIFICATION - Brands Hatch - 28 September 2013

POS	NO	CL	DRIVER	NAT	CAR	TIME	LAPS	GAP	MPH	BEST
1	1	G	Ian JONES		Lotus 59	20:01.846	23		83.28	50.705
2	12	G	Andy JARVIS		Palliser WDB 2	20:24.113	23	22.267	81.76	51.821
3	33	G	Nicholas BALL		Chevron B14	20:39.426	23	37.580	80.75	51.725
4	88	G	Michael SCOTT		Brabham BT28	20:39.816	23	37.970	80.73	51.957
5	38	G	John BROWN		Merlyn Mk9	20:17.128	22	1 LAP	78.66	53.791
6	22	D	Simon ARMER		March 703	20:26.537	22	1 LAP	78.05	54.421
7	26	D	Steve SEAMAN		Brabham BT21	20:35.703	22	1 LAP	77.48	54.825
8	79	F	Josh WEST		Merlyn Mk20A	20:36.381	22	1 LAP	77.43	54.293
9	71	D	Chris HOLLAND		Brabham BT21	20:38.930	22	1 LAP	77.27	54.881
10	6	D	Leif BOSSON		Brabham BT28	20:46.999	22	1 LAP	76.77	54.208
11	99	D	Neil MCGREGOR		Brabham BT21	20:30.012	21	2 LAPS	74.30	56.848
12	23	F	Martin HAINES		Merlyn MK20	20:51.256	21	2 LAPS	73.04	57.760
13	11	C	David BROWN		Brabham BT23C	20:51.839	21	2 LAPS	73.00	57.339
14	37	B	Lincoln SMALL		Brabham BT10	20:09.010	20	3 LAPS	71.99	58.213

#### FASTEST LAP

1	G	Ian JONES	Lotus 59	50.705	21	85.76mph	138.02kph
6	D	Leif BOSSON	Brabham BT28	54.208	15	80.22mph	129.10kph
79	F	Josh WEST	Merlyn Mk20A	54.293	22	80.09mph	128.90kph
11	C	David BROWN	Brabham BT23C	57.339	19	75.84mph	122.05kph
37	B	Lincoln SMALL	Brabham BT10	58.213	14	74.70mph	120.22kph

Weather/Track: Sunny / Dry

These results are provisional until the conclusion of any judicial and technical matters.

Brands Hatch  
Circuit Length = 1.2080 miles.  
Start: 17.37 End: 17.57

Clerk of the Course:

Timekeeper:

## Classic Racing Cars

### RACE 10 - LAP ANALYSIS - Brands Hatch - 28 September 2013

<b>1</b>	<b>Ian JONES</b>					Lotus 59				
1 -	58.307	6 -	51.645	11 -	52.160	16 -	52.037	21 -	<b>50.705</b>	
2 -	52.489	7 -	53.103	12 -	52.202	17 -	52.087	22 -	51.014	
3 -	52.175	8 -	52.263	13 -	52.074	18 -	51.349	23 -	51.841	
4 -	52.436	9 -	51.786	14 -	53.247	19 -	51.994			
5 -	51.811	10 -	51.579	15 -	52.519	20 -	51.023			
<b>6</b>	<b>Leif BOSSON</b>					Brabham BT28				
1 -	1:05.675	6 -	54.888	11 -	56.425	16 -	55.672	21 -	55.174	
2 -	57.412	7 -	56.543	12 -	56.023	17 -	56.303	22 -	1:02.806	
3 -	55.635	8 -	55.869	13 -	56.683	18 -	57.591			
4 -	55.120	9 -	56.012	14 -	58.079	19 -	54.328			
5 -	54.682	10 -	56.576	15 -	<b>54.208</b>	20 -	55.295			
<b>11</b>	<b>David BROWN</b>					Brabham BT23C				
1 -	1:10.364	6 -	59.693	11 -	59.488	16 -	58.631	21 -	57.568	
2 -	59.731	7 -	1:00.134	12 -	59.458	17 -	1:00.540			
3 -	58.611	8 -	59.162	13 -	58.630	18 -	58.168			
4 -	59.752	9 -	58.498	14 -	1:00.212	19 -	<b>57.339</b>			
5 -	1:00.403	10 -	58.921	15 -	57.863	20 -	58.673			
<b>12</b>	<b>Andy JARVIS</b>					Palliser WDB 2				
1 -	1:00.274	6 -	53.203	11 -	53.093	16 -	53.145	21 -	52.108	
2 -	53.383	7 -	52.666	12 -	52.688	17 -	53.126	22 -	52.464	
3 -	53.054	8 -	53.205	13 -	52.433	18 -	52.981	23 -	52.449	
4 -	53.366	9 -	53.086	14 -	<b>51.821</b>	19 -	53.314			
5 -	53.135	10 -	52.709	15 -	53.417	20 -	52.993			
<b>22</b>	<b>Simon ARMER</b>					March 703				
1 -	1:04.986	6 -	55.001	11 -	54.959	16 -	56.415	21 -	<b>54.421</b>	
2 -	55.661	7 -	54.685	12 -	55.909	17 -	54.913	22 -	55.324	
3 -	56.304	8 -	54.827	13 -	55.299	18 -	55.123			
4 -	56.086	9 -	54.910	14 -	55.219	19 -	55.157			
5 -	55.046	10 -	55.006	15 -	56.335	20 -	54.951			
<b>23</b>	<b>Martin HAINES</b>					Merlyn MK20				
1 -	1:09.369	6 -	58.828	11 -	59.735	16 -	59.242	21 -	57.805	
2 -	59.279	7 -	59.736	12 -	58.599	17 -	59.863			
3 -	59.035	8 -	1:00.356	13 -	59.194	18 -	57.882			
4 -	58.943	9 -	1:00.133	14 -	58.655	19 -	<b>57.760</b>			
5 -	58.816	10 -	59.382	15 -	1:00.540	20 -	58.104			

Brands Hatch  
Circuit Length = 1.2080 miles.

## Classic Racing Cars

### RACE 10 - LAP ANALYSIS - Brands Hatch - 28 September 2013

(contd.)

<b>26</b>	<b>Steve SEAMAN</b>	Brabham BT21							
1 -	1:05.201	6 -	55.495	11 -	56.274	16 -	55.497	21 -	<b>54.825</b>
2 -	56.507	7 -	54.838	12 -	55.126	17 -	57.786	22 -	55.000
3 -	56.839	8 -	54.965	13 -	54.899	18 -	56.000		
4 -	56.152	9 -	55.507	14 -	56.011	19 -	55.206		
5 -	56.717	10 -	56.057	15 -	55.877	20 -	54.924		
<b>33</b>	<b>Nicholas BALL</b>	Chevron B14							
1 -	1:06.247	6 -	55.136	11 -	52.465	16 -	52.388	21 -	53.001
2 -	55.604	7 -	53.434	12 -	53.275	17 -	52.241	22 -	<b>51.725</b>
3 -	55.610	8 -	53.735	13 -	52.765	18 -	52.550	23 -	52.856
4 -	54.091	9 -	53.208	14 -	53.080	19 -	53.601		
5 -	54.213	10 -	53.299	15 -	53.016	20 -	51.886		
<b>37</b>	<b>Lincoln SMALL</b>	Brabham BT10							
1 -	1:10.929	6 -	1:01.323	11 -	59.946	16 -	58.503		
2 -	1:01.500	7 -	1:00.931	12 -	59.040	17 -	59.529		
3 -	1:00.189	8 -	59.607	13 -	1:01.791	18 -	58.354		
4 -	1:00.207	9 -	1:00.908	14 -	<b>58.213</b>	19 -	58.930		
5 -	59.692	10 -	1:00.025	15 -	59.340	20 -	1:00.053		
<b>38</b>	<b>John BROWN</b>	Merlyn Mk9							
1 -	1:03.886	6 -	54.916	11 -	56.059	16 -	54.328	21 -	55.047
2 -	56.013	7 -	54.614	12 -	54.472	17 -	54.755	22 -	54.845
3 -	55.437	8 -	54.491	13 -	54.989	18 -	54.803		
4 -	55.338	9 -	54.825	14 -	54.506	19 -	55.804		
5 -	54.877	10 -	<b>53.791</b>	15 -	54.553	20 -	54.779		
<b>71</b>	<b>Chris HOLLAND</b>	Brabham BT21							
1 -	1:04.370	6 -	55.568	11 -	56.361	16 -	55.680	21 -	55.253
2 -	55.910	7 -	56.271	12 -	56.275	17 -	55.811	22 -	<b>54.881</b>
3 -	55.951	8 -	56.238	13 -	55.947	18 -	56.857		
4 -	55.617	9 -	56.011	14 -	56.682	19 -	55.973		
5 -	55.713	10 -	56.453	15 -	55.987	20 -	55.121		
<b>79</b>	<b>Josh WEST</b>	Merlyn Mk20A							
1 -	1:06.545	6 -	55.792	11 -	56.608	16 -	55.406	21 -	54.512
2 -	57.192	7 -	54.665	12 -	55.840	17 -	54.908	22 -	<b>54.293</b>
3 -	55.821	8 -	54.975	13 -	55.826	18 -	57.983		
4 -	55.568	9 -	55.726	14 -	57.241	19 -	55.222		
5 -	56.437	10 -	56.193	15 -	55.229	20 -	54.399		

Brands Hatch  
Circuit Length = 1.2080 miles.

## Classic Racing Cars

### RACE 10 - LAP ANALYSIS - Brands Hatch - 28 September 2013

(contd.)

<b>88</b>	<b>Michael SCOTT</b>											Brabham BT28
1 -	1:01.517	6 -	54.323	11 -	52.886	16 -	52.295	21 -	52.656			
2 -	54.812	7 -	54.711	12 -	54.090	17 -	52.688	22 -	52.351			
3 -	55.217	8 -	54.078	13 -	53.931	18 -	52.686	23 -	<b>51.957</b>			
4 -	54.745	9 -	54.701	14 -	53.623	19 -	52.717					
5 -	54.619	10 -	54.605	15 -	52.302	20 -	52.306					

<b>99</b>	<b>Neil MCGREGOR</b>											Brabham BT21
1 -	1:08.103	6 -	58.387	11 -	58.815	16 -	58.390	21 -	<b>56.848</b>			
2 -	58.361	7 -	58.665	12 -	58.469	17 -	57.184					
3 -	58.104	8 -	58.703	13 -	58.648	18 -	57.029					
4 -	57.857	9 -	58.678	14 -	57.475	19 -	57.648					
5 -	58.029	10 -	59.140	15 -	57.350	20 -	58.129					

Brands Hatch  
Circuit Length = 1.2080 miles.

## Classic Racing Cars

### RACE 10 - LAP CHART - Brands Hatch - 28 September 2013

Lap 1			Lap 2			Lap 3			Lap 4			Lap 5		
No	Behind	Laptime	No	Behind	Laptime	No	Behind	Laptime	No	Behind	Laptime	No	Behind	Laptime
1		58.307	1		52.489	1		52.175	1		52.436	1		51.811
12	1.967	1:00.274	12	2.861	53.383	12	3.740	53.054	12	4.670	53.366	12	5.994	53.135
88	3.210	1:01.517	88	5.533	54.812	88	8.575	55.217	88	10.884	54.745	88	13.692	54.619
38	5.579	1:03.886	38	9.103	56.013	38	12.365	55.437	38	15.267	55.338	38	18.333	54.877
71	6.063	1:04.370	71	9.484	55.910	71	13.260	55.951	33	16.145	54.091	33	18.547	54.213
22	6.679	1:04.986	22	9.851	55.661	22	13.980	56.304	71	16.441	55.617	71	20.343	55.713
26	6.894	1:05.201	26	10.912	56.507	33	14.490	55.610	22	17.630	56.086	22	20.865	55.046
6	7.368	1:05.675	33	11.055	55.604	26	15.576	56.839	6	18.435	55.120	6	21.306	54.682
33	7.940	1:06.247	6	12.291	57.412	6	15.751	55.635	26	19.292	56.152	26	24.198	56.717
79	8.238	1:06.545	79	12.941	57.192	79	16.587	55.821	79	19.719	55.568	79	24.345	56.437
99	9.796	1:08.103	99	15.668	58.361	99	21.597	58.104	99	27.018	57.857	99	33.236	58.029
23	11.062	1:09.369	23	17.852	59.279	23	24.712	59.035	23	31.219	58.943	23	38.224	58.816
11	12.057	1:10.364	11	19.299	59.731	11	25.735	58.611	11	33.051	59.752	11	41.643	1:00.403
37	12.622	1:10.929	37	21.633	1:01.500	37	29.647	1:00.189	37	37.418	1:00.207	37	45.299	59.692

Brands Hatch  
Circuit Length = 1.2080 miles.

## Classic Racing Cars

### RACE 10 - LAP CHART - Brands Hatch - 28 September 2013

(contd.)

Lap 6			Lap 7			Lap 8			Lap 9			Lap 10		
No	Behind	Laptime	No	Behind	Laptime	No	Behind	Laptime	No	Behind	Laptime	No	Behind	Laptime
1		51.645	1		53.103	1		52.263	1		51.786	1		51.579
12	7.552	53.203	37	1 LAP	1:01.323	11	1 LAP	1:00.134	99	1 LAP	58.703	99	1 LAP	58.678
88	16.370	54.323	12	7.115	52.666	12	8.057	53.205	23	1 LAP	1:00.356	12	10.487	52.709
38	21.604	54.916	88	17.978	54.711	37	1 LAP	1:00.931	12	9.357	53.086	23	1 LAP	1:00.133
33	22.038	55.136	33	22.369	53.434	88	19.793	54.078	11	1 LAP	59.162	11	1 LAP	58.498
22	24.221	55.001	38	23.115	54.614	33	23.841	53.735	37	1 LAP	59.607	88	25.734	54.605
71	24.266	55.568	22	25.803	54.685	38	25.343	54.491	88	22.708	54.701	33	26.983	53.299
6	24.549	54.888	71	27.434	56.271	22	28.367	54.827	33	25.263	53.208	37	1 LAP	1:00.908
26	28.048	55.495	6	27.989	56.543	71	31.409	56.238	38	28.382	54.825	38	30.594	53.791
79	28.492	55.792	26	29.783	54.838	6	31.595	55.869	22	31.491	54.910	22	34.918	55.006
99	39.978	58.387	79	30.054	54.665	26	32.485	54.965	71	35.634	56.011	71	40.508	56.453
23	45.407	58.828	99	45.540	58.665	79	32.766	54.975	6	35.821	56.012	26	40.684	56.057
11	49.691	59.693	23	52.040	59.736				26	36.206	55.507	6	40.818	56.576
									79	36.706	55.726	79	41.320	56.193

Brands Hatch  
Circuit Length = 1.2080 miles.



## Classic Racing Cars

### RACE 10 - LAP CHART - Brands Hatch - 28 September 2013

(contd.)

Lap 11			Lap 12			Lap 13			Lap 14			Lap 15		
No	Behind	Laptime	No	Behind	Laptime	No	Behind	Laptime	No	Behind	Laptime	No	Behind	Laptime
1		52.160	1		52.202	1		52.074	1		53.247	1		52.519
12	11.420	53.093	12	11.906	52.688	12	12.265	52.433	6	1 LAP	56.683	26	1 LAP	56.011
99	1 LAP	59.140	99	1 LAP	58.815	99	1 LAP	58.469	12	10.839	51.821	71	1 LAP	56.682
23	1 LAP	59.382	88	28.348	54.090	33	29.052	52.765	33	28.885	53.080	79	1 LAP	57.241
11	1 LAP	58.921	33	28.361	53.275	88	30.205	53.931	88	30.581	53.623	6	1 LAP	58.079
88	26.460	52.886	23	1 LAP	59.735	23	1 LAP	58.599	99	1 LAP	58.648	37	2 LAPS	1:01.791
33	27.288	52.465	11	1 LAP	59.488	38	39.678	54.989	38	40.937	54.506	12	11.737	53.417
38	34.493	56.059	38	36.763	54.472	11	1 LAP	59.458	23	1 LAP	59.194	33	29.382	53.016
37	1 LAP	1:00.025	22	41.424	55.909	22	44.649	55.299	11	1 LAP	58.630	88	30.364	52.302
22	37.717	54.959	37	1 LAP	59.946	37	1 LAP	59.040	22	46.621	55.219	99	1 LAP	57.475
71	44.709	56.361	26	47.722	55.126	26	50.547	54.899				38	42.971	54.553
26	44.798	56.274	71	48.782	56.275	71	52.655	55.947				23	1 LAP	58.655
6	45.083	56.425	6	48.904	56.023	79	53.158	55.826				22	50.437	56.335
79	45.768	56.608	79	49.406	55.840									

Brands Hatch  
Circuit Length = 1.2080 miles.

# Classic Racing Cars

## RACE 10 - LAP CHART - Brands Hatch - 28 September 2013

(contd.)

Lap 16			Lap 17			Lap 18			Lap 19			Lap 20		
No	Behind	Laptime	No	Behind	Laptime	No	Behind	Laptime	No	Behind	Laptime	No	Behind	Laptime
1		52.037	1		52.087	1		51.349	1		51.994	1		51.023
11	2 LAPS	1:00.212	22	1 LAP	56.415	22	1 LAP	54.913	99	2 LAPS	57.184	38	1 LAP	55.804
26	1 LAP	55.877	23	2 LAPS	1:00.540	11	2 LAPS	58.631	22	1 LAP	55.123	99	2 LAPS	57.029
71	1 LAP	55.987	11	2 LAPS	57.863	26	1 LAP	57.786	12	16.836	53.314	22	1 LAP	55.157
79	1 LAP	55.229	26	1 LAP	55.497	23	2 LAPS	59.242	26	1 LAP	56.000	12	18.806	52.993
6	1 LAP	54.208	71	1 LAP	55.680	79	1 LAP	54.908	71	1 LAP	56.857	26	1 LAP	55.206
37	2 LAPS	58.213	79	1 LAP	55.406	12	15.516	52.981	79	1 LAP	57.983	79	1 LAP	55.222
12	12.845	53.145	6	1 LAP	55.672	71	1 LAP	55.811	6	1 LAP	57.591	71	1 LAP	55.973
33	29.733	52.388	12	13.884	53.126	6	1 LAP	56.303	23	2 LAPS	59.863	6	1 LAP	54.328
88	30.622	52.295	37	2 LAPS	59.340	37	2 LAPS	58.503	11	2 LAPS	1:00.540	23	2 LAPS	57.882
99	1 LAP	57.350	33	29.887	52.241	33	31.088	52.550	33	32.695	53.601	11	2 LAPS	58.168
38	45.262	54.328	88	31.223	52.688	88	32.560	52.686	88	33.283	52.717	33	33.558	51.886
			38	47.930	54.755	38	51.384	54.803	37	2 LAPS	59.529	88	34.566	52.306
			99	1 LAP	58.390							37	2 LAPS	58.354

Brands Hatch  
Circuit Length = 1.2080 miles.

## Classic Racing Cars

### RACE 10 - LAP CHART - Brands Hatch - 28 September 2013

(contd.)

Lap 21			Lap 22			Lap 23			Lap 24			Lap 25		
No	Behind	Laptime	No	Behind	Laptime	No	Behind	Laptime	No	Behind	Laptime	No	Behind	Laptime
1		50.705	1		51.014	1		51.841						
38	1 LAP	54.779	38	1 LAP	55.047	37	3 LAPS	1:00.053						
99	2 LAPS	57.648	22	1 LAP	54.421	38	1 LAP	54.845						
22	1 LAP	54.951	12	21.659	52.464	12	22.267	52.449						
12	20.209	52.108	99	2 LAPS	58.129	22	1 LAP	55.324						
26	1 LAP	54.924	26	1 LAP	54.825	99	2 LAPS	56.848						
79	1 LAP	54.399	79	1 LAP	54.512	26	1 LAP	55.000						
71	1 LAP	55.121	71	1 LAP	55.253	79	1 LAP	54.293						
6	1 LAP	55.295	6	1 LAP	55.174	71	1 LAP	54.881						
33	35.854	53.001	33	36.565	51.725	33	37.580	52.856						
23	2 LAPS	57.760	88	37.854	52.351	88	37.970	51.957						
88	36.517	52.656	23	2 LAPS	58.104	6	1 LAP	1:02.806						
11	2 LAPS	57.339	11	2 LAPS	58.673	23	2 LAPS	57.805						
37	2 LAPS	58.930				11	2 LAPS	57.568						

Brands Hatch  
Circuit Length = 1.2080 miles.