



17th Brands Hatch Historic Superprix

Brands Hatch Grand Prix Circuit

6th & 7th May 2006



Results Provided by MST Sports Timing Ltd
www.msttiming.com

HSCC Classic Formula 3 Championship QUALIFYING FOR RACE 1

POS	NO	CL	DRIVER	NAT	CAR	TIME	LAPS	GAP	MPH
1	7	A	Richard TROTT		Chevron B43	1:31.725	13		102.93
2	17	A	Keith WHITE		Ralt RT1	1:31.793	13	0.068	102.86
3	1	A	Steve MAXTED		Argo JM6	1:32.149	13	0.424	102.46
4	2	A	Neil DUNKEL		Argo JM3	1:32.467	9	0.742	102.11
5	14	A	Iain ROWLEY		March 793	1:34.145	10	2.420	100.29
6	22	A	Geoffrey HOODLESS		March 803	1:34.734	12	3.009	99.66
7	46	A	Alan GOODMAN		March 793	1:34.776	12	3.051	99.62
8	29	A	Bryan SHAW		March 803	1:35.226	12	3.501	99.15
9	40	A	Hugh PRICE		Chevron B38	1:35.586	12	3.861	98.78
10	63	A	Paul SMITH		Ralt RT1	1:36.684	8	4.959	97.65
11	82	A	John BRADSHAW		Argo JM1	1:36.697	11	4.972	97.64
12	52	A	James PARSONS		March 803B	1:37.667	11	5.942	96.67
13	81	C	Tom BRADSHAW		Royale RP27	1:37.676	12	5.951	96.66
14	5	A	Paul WYETH		March 793	1:38.637	12	6.912	95.72
15	35	C	Colin WRIGHT		Reynard SF79	1:38.729	12	7.004	95.63
16	9	C	Adam ORMANDY		Reynard SF78	1:38.893	11	7.168	95.47
17	4	A	Paul CAMPFIELD		March 803	1:38.961	12	7.236	95.41
18	54	C	Peter RICHARDS		Delta T79	1:39.059	12	7.334	95.31
19	37	A	Mike SIMPSON		Ralt RT1	1:39.205	12	7.480	95.17
20	79	C	Warren MOYE		Delta T79	1:39.807	12	8.082	94.60
21	60	C	Nigel GRANT		Delta T78	1:40.703	9	8.978	93.76
22	65	C	Peter DENHAM		Reynard RF78	1:41.006	12	9.281	93.48
23	78	C	Jeremy MAIN		Reynard SF79	1:41.487	11	9.762	93.03
24	11	A	Lorina McLAUGHLIN		Ralt RT1	1:42.020	12	10.295	92.55
25	74	C	Seamus DOYLE		Lola T580	1:43.433	11	11.708	91.28
26	64	C	Janet SHERRY		Royale RP27	1:44.904	11	13.179	90.00
27	69	B	Albert CLEMENTS		Lotus 69	1:46.134	10	14.409	88.96
28	83	C	Jonathan LUCAS		Reynard SF79	2:46.207	1	1:14.482	56.80

Car No's 69 & 79 require transponders please. Car No 83 1 lap only.

Weather : Bright / Dry

These results are provisional until the conclusion of any judicial and technical matters.

Brands Hatch

Circuit Length = 2.6228 miles.

Start: 09:00 End: 09:20

Clerk of Course:	Stewards:	Timekeeper:
------------------	-----------	-------------

HSCC Classic Formula 3 Championship LAP ANALYSIS - QUALIFYING RACE 1

1	Steve MAXTED	Argo JM6
1 - 1:58.551	6 - 1:32.163	11 - 1:33.285
2 - 1:36.064	7 - 1:35.284	12 - 1:32.149
3 - 1:35.422	8 - 1:32.852	13 - 1:38.881
4 - 1:33.811	9 - 1:36.864	
5 - 1:34.128	10 - 1:35.177	
2	Neil DUNKEL	Argo JM3
1 - 2:26.786	6 - 1:35.621	
2 - 1:38.767	7 - 1:32.648	
3 - 1:39.474	8 - 1:32.467	
4 - 1:36.994	9 - 1:32.602	
5 - 1:36.002		
4	Paul CAMPFIELD	March 803
1 - 2:15.289	6 - 1:39.482	11 - 1:41.093
2 - 1:43.199	7 - 1:38.961	12 - 1:40.158
3 - 1:42.385	8 - 1:39.923	
4 - 1:40.016	9 - 1:40.210	
5 - 1:39.754	10 - 1:40.419	
5	Paul WYETH	March 793
1 - 2:12.582	6 - 1:56.452	11 - 1:38.637
2 - 1:44.731	7 - 1:43.151	12 - 1:39.398
3 - 1:46.064	8 - 1:41.326	
4 - 1:43.203	9 - 1:42.331	
5 - 1:43.169	10 - 1:42.311	
7	Richard TROTT	Chevron B43
1 - 2:00.817	6 - 1:32.508	11 - 1:34.365
2 - 1:36.409	7 - 1:36.416	12 - 1:31.725
3 - 1:33.271	8 - 1:32.326	13 - 1:32.255
4 - 1:33.832	9 - 1:32.846	
5 - 1:33.982	10 - 1:32.465	
9	Adam ORMANDY	Reynard SF78
1 - 1:59.624	6 - 1:40.183	11 - 1:39.183
2 - 1:40.823	7 - 3:38.594P	
3 - 1:39.266	8 - 1:48.284	
4 - 1:38.893	9 - 1:39.331	
5 - 1:38.897	10 - 1:39.861	

Car No's 69 & 79 require transponders please. Car No 83 1 lap only.
Weather : Bright / Dry

Brands Hatch
Circuit Length = 2.6228 miles.
Start: 09:00 End: 09:20

HSCC Classic Formula 3 Championship

LAP ANALYSIS - QUALIFYING RACE 1

(contd.)

11	Lorina McLAUGHLIN	Ralt RT1
1 - 2:02.541	6 - 1:47.723	11 - 1:42.020
2 - 1:47.936	7 - 1:45.660	12 - 1:42.704
3 - 1:45.467	8 - 1:44.197	
4 - 1:47.652	9 - 1:44.767	
5 - 1:45.775	10 - 1:43.938	
14	Iain ROWLEY	March 793
1 - 1:56.513	6 - 3:08.040P	
2 - 1:36.924	7 - 1:46.187	
3 - 1:36.635	8 - 1:36.491	
4 - 1:36.007	9 - 1:34.145	
5 - 3:50.737P	10 - 1:34.833	
17	Keith WHITE	Ralt RT1
1 - 2:20.477	6 - 1:37.536	11 - 1:32.446
2 - 1:39.459	7 - 1:34.007	12 - 1:32.599
3 - 1:38.972	8 - 1:34.597	13 - 1:31.793
4 - 1:38.222	9 - 1:32.801	
5 - 1:36.067	10 - 1:33.800	
22	Geoffrey HOODLESS	March 803
1 - 2:48.140	6 - 1:37.294	11 - 1:35.588
2 - 1:44.067	7 - 1:36.053	12 - 1:35.324
3 - 1:40.095	8 - 1:35.866	
4 - 1:37.685	9 - 1:36.856	
5 - 1:37.985	10 - 1:34.734	
29	Bryan SHAW	March 803
1 - 2:25.133	6 - 1:37.944	11 - 1:39.629
2 - 1:43.032	7 - 1:35.947	12 - 1:39.293
3 - 1:38.597	8 - 1:50.389	
4 - 1:41.184	9 - 1:35.226	
5 - 1:41.959	10 - 1:35.272	
35	Colin WRIGHT	Reynard SF79
1 - 1:59.496	6 - 1:41.869	11 - 1:40.418
2 - 1:44.913	7 - 1:40.428	12 - 1:38.729
3 - 1:43.246	8 - 1:40.600	
4 - 1:43.067	9 - 1:40.476	
5 - 1:42.035	10 - 1:39.359	

Car No's 69 & 79 require transponders please. Car No 83 1 lap only.
Weather : Bright / Dry

Brands Hatch
Circuit Length = 2.6228 miles.
Start: 09:00 End: 09:20

HSCC Classic Formula 3 Championship LAP ANALYSIS - QUALIFYING RACE 1

(contd.)

37	Mike SIMPSON		Ralt RT1
1 -	2:25.884	6 -	1:42.129
2 -	1:44.786	7 -	1:40.739
3 -	1:40.640	8 -	1:41.142
4 -	1:41.541	9 -	1:42.095
5 -	1:40.496	10 -	1:39.319
11 -	1:39.205	12 -	1:39.329
40	Hugh PRICE		Chevron B38
1 -	2:46.634	6 -	1:38.307
2 -	1:41.015	7 -	1:39.106
3 -	1:39.184	8 -	2:02.450
4 -	1:38.580	9 -	1:37.777
5 -	1:38.209	10 -	1:35.642
11 -	1:45.422	12 -	1:35.586
46	Alan GOODMAN		March 793
1 -	2:14.745	6 -	1:37.703
2 -	1:43.160	7 -	1:36.191
3 -	1:40.980	8 -	1:35.118
4 -	1:40.491	9 -	1:36.208
5 -	1:39.375	10 -	1:34.776
11 -	1:34.928	12 -	1:35.954
52	James PARSONS		March 803B
1 -	2:46.391	6 -	1:38.142
2 -	1:44.315	7 -	1:37.916
3 -	1:41.583	8 -	1:37.931
4 -	1:42.655	9 -	1:39.194
5 -	1:39.475	10 -	1:38.170
11 -	1:37.667		
54	Peter RICHARDS		Delta T79
1 -	2:03.412	6 -	1:43.638
2 -	1:45.738	7 -	1:40.476
3 -	1:42.058	8 -	1:40.223
4 -	1:41.676	9 -	1:39.822
5 -	1:41.375	10 -	1:40.526
11 -	1:40.861	12 -	1:39.059
60	Nigel GRANT		Delta T78
1 -	2:14.687	6 -	1:41.886
2 -	1:45.658	7 -	1:40.703
3 -	1:44.302	8 -	1:41.276
4 -	1:46.309	9 -	1:40.863
5 -	1:42.112		

Car No's 69 & 79 require transponders please. Car No 83 1 lap only.
Weather : Bright / Dry

Brands Hatch
Circuit Length = 2.6228 miles.
Start: 09:00 End: 09:20

HSCC Classic Formula 3 Championship

LAP ANALYSIS - QUALIFYING RACE 1

(contd.)

63	Paul SMITH	Ralt RT1
1 - 1:53.648	6 - 1:36.941	
2 - 1:38.382	7 - 1:36.775	
3 - 1:37.448	8 - 1:37.472	
4 - 1:37.452		
5 - 1:36.684		
64	Janet SHERRY	Royale RP27
1 - 2:20.813	6 - 1:48.394	11 - 1:44.904
2 - 1:52.316	7 - 1:47.028	
3 - 1:51.761	8 - 1:47.436	
4 - 1:48.951	9 - 1:47.350	
5 - 1:49.452	10 - 1:46.042	
65	Peter DENHAM	Reynard RF78
1 - 2:13.418	6 - 1:43.854	11 - 1:41.424
2 - 1:46.717	7 - 1:41.006	12 - 1:42.083
3 - 1:44.131	8 - 1:44.246	
4 - 1:43.679	9 - 1:41.312	
5 - 1:42.475	10 - 1:41.214	
69	Albert CLEMENTS	Lotus 69
1 - 2:42.835	6 - 1:46.143	
2 - 1:56.082	7 - 1:46.679	
3 - 1:51.060	8 - 3:26.005P	
4 - 1:49.364	9 - 2:00.978	
5 - 1:47.174	10 - 1:46.134	
74	Seamus DOYLE	Lola T580
1 - 2:33.451	6 - 1:46.826	11 - 1:43.433
2 - 1:48.005	7 - 1:46.302	
3 - 1:47.061	8 - 1:46.328	
4 - 1:46.594	9 - 1:44.453	
5 - 1:48.896	10 - 1:43.938	
78	Jeremy MAIN	Reynard SF79
1 - 2:44.353	6 - 1:51.693	11 - 1:41.746
2 - 1:46.181	7 - 1:43.220	
3 - 1:47.549	8 - 1:43.142	
4 - 1:44.367	9 - 1:41.927	
5 - 1:43.597	10 - 1:41.487	

Car No's 69 & 79 require transponders please. Car No 83 1 lap only.
Weather : Bright / Dry

Brands Hatch
Circuit Length = 2.6228 miles.
Start: 09:00 End: 09:20

HSCC Classic Formula 3 Championship LAP ANALYSIS - QUALIFYING RACE 1

(contd.)

79	Warren MOYE	Delta T79
1 - 2:42.133	6 - 1:43.129	11 - 1:41.314
2 - 1:45.241	7 - 1:43.005	12 - 1:39.807
3 - 1:43.978	8 - 1:41.401	
4 - 1:45.019	9 - 1:40.784	
5 - 1:47.626	10 - 1:40.611	
81	Tom BRADSHAW	Royale RP27
1 - 2:37.693	6 - 1:40.370	11 - 1:40.549
2 - 1:44.392	7 - 1:39.976	12 - 1:44.334
3 - 1:41.891	8 - 1:40.786	
4 - 1:39.963	9 - 1:37.676	
5 - 1:39.027	10 - 1:42.288	
82	John BRADSHAW	Argo JM1
1 - 2:47.708	6 - 1:38.927	11 - 1:36.697
2 - 1:44.203	7 - 1:38.388	
3 - 1:43.558	8 - 1:38.032	
4 - 1:42.469	9 - 1:38.729	
5 - 1:41.285	10 - 1:37.998	
83	Jonathan LUCAS	Reynard SF79
1 - 2:46.207		

Car No's 69 & 79 require transponders please. Car No 83 1 lap only.
Weather : Bright / Dry

HSCC Classic Formula 3 Championship

GRID FOR RACE 1

ROW 14	69 CLEMENTS	83 LUCAS
ROW 13	74 DOYLE	64 SHERRY
ROW 12	78 MAIN	11 McLAUGHLIN
ROW 11	60 GRANT	65 DENHAM
ROW 10	37 SIMPSON	79 MOYE
ROW 9	4 CAMPFIELD	54 RICHARDS
ROW 8	35 WRIGHT	9 ORMANDY
ROW 7	81 BRADSHAW	5 WYETH
ROW 6	82 BRADSHAW	52 PARSONS
ROW 5	40 PRICE	63 SMITH
ROW 4	46 GOODMAN	29 SHAW
ROW 3	14 ROWLEY	22 HOODLESS
ROW 2	1 MAXTED	2 DUNKEL
ROW 1	7 TROTT	17 WHITE
	POLE	

Car No's 69 & 79 require transponders please. Car No 83 1 lap only.

Weather : Bright / Dry

These results are provisional until the conclusion of any judicial and technical matters.

Brands Hatch

Circuit Length = 2.6228 miles.

Start: 09:00 End: 09:20

Clerk of Course:	Stewards:	Timekeeper:
------------------	-----------	-------------

HSCC Classic Formula 3 Championship PROVISIONAL RESULT - RACE 1

POS	NO	CL	DRIVER	NAT	CAR	TIME	LAPS	GAP	MPH	BEST
1	1	A	Steve MAXTED		Argo JM6	13:59.804	9		101.27	1:31.981
2	17	A	Keith WHITE		Ralt RT1	14:01.614	9	1.810	101.05	1:31.782
3	14	A	Iain ROWLEY		March 793	14:08.695	9	8.891	100.20	1:32.899
4	2	A	Neil DUNKEL		Argo JM3	14:09.280	9	9.476	100.14	1:32.977
5	29	A	Bryan SHAW		March 803	14:34.794	9	34.990	97.22	1:34.694
6	82	A	John BRADSHAW		Argo JM1	14:43.568	9	43.764	96.25	1:35.882
7	4	A	Paul CAMPFIELD		March 803	14:44.426	9	44.622	96.16	1:35.789
8	40	A	Hugh PRICE		Chevron B38	14:49.563	9	49.759	95.60	1:36.716
9	52	A	James PARSONS		March 803B	14:54.483	9	54.679	95.08	1:36.828
10	22	A	Geoffrey HOODLESS		March 803	14:54.603	9	54.799	95.06	1:35.626
11	81	C	Tom BRADSHAW		Royale RP27	14:56.866	9	57.062	94.82	1:37.776
12	5	A	Paul WYETH		March 793	15:07.876	9	1:08.072	93.67	1:39.041
13	46	A	Alan GOODMAN		March 793	15:08.185	9	1:08.381	93.64	1:34.983
14	37	A	Mike SIMPSON		Ralt RT1	15:08.341	9	1:08.537	93.62	1:37.868
15	65	C	Peter DENHAM		Reynard RF78	15:14.444	9	1:14.640	93.00	1:39.218
16	35	C	Colin WRIGHT		Reynard SF79	15:22.388	9	1:22.584	92.20	1:40.602
17	83	C	Jonathan LUCAS		Reynard SF79	15:33.804	9	1:34.000	91.07	1:40.926
18	11	A	Lorina McLAUGHLIN		Ralt RT1	13:59.920	8	1 LAP	90.01	1:42.596
19	74	C	Seamus DOYLE		Lola T580	14:15.104	8	1 LAP	88.41	1:44.863
20	69	B	Albert CLEMENTS		Lotus 69	14:32.878	8	1 LAP	86.61	1:45.301
21	64	C	Janet SHERRY		Royale RP27	14:24.842	7	2 LAPS	76.50	1:45.423

NOT CLASSIFIED

7	A	Richard TROTT		Chevron B43	14:58.156	1	N.C.F.	10.58	14:58.156
---	---	---------------	--	-------------	-----------	---	--------	-------	-----------

FASTEST LAP

17	A	Keith WHITE		Ralt RT1	1:31.782	9	102.87mph	165.56kph
81	C	Tom BRADSHAW		Royale RP27	1:37.776	5	96.56mph	155.41kph
69	B	Albert CLEMENTS		Lotus 69	1:45.301	5	89.66mph	144.30kph

Car No's 9, 60, 78 & 79 took first start

Weather : Overcast / Dry

These results are provisional until the conclusion of any judicial and technical matters.

Brands Hatch

Circuit Length = 2.6228 miles.

Start: 13:51 End: 14:05

Clerk of Course:	Stewards:	Timekeeper:
------------------	-----------	-------------

HSCC Classic Formula 3 Championship

LAP CHART FOR RACE 1

Lap 1			Lap 2			Lap 3			Lap 4			Lap 5		
No	Behind	Laptime	No	Behind	Laptime	No	Behind	Laptime	No	Behind	Laptime	No	Behind	Laptime
1		1:39.520	1		1:32.614	1		1:31.981	1		1:32.098	1		1:32.380
17	0.513	1:40.033	17	0.905	1:33.006	17	1.186	1:32.262	17	2.184	1:33.096	17	2.901	1:33.097
14	1.280	1:40.800	14	3.327	1:34.661	14	4.861	1:33.515	14	6.336	1:33.573	14	7.715	1:33.759
2	1.469	1:40.989	2	3.763	1:34.908	2	5.320	1:33.538	2	6.607	1:33.385	2	8.042	1:33.815
29	4.479	1:43.999	29	8.960	1:37.095	29	15.246	1:38.267	29	19.783	1:36.635	29	24.290	1:36.887
22	5.209	1:44.729	22	9.069	1:36.474	52	16.990	1:38.437	22	21.853	1:36.910	46	26.646	1:35.293
46	5.979	1:45.499	46	9.894	1:36.529	22	17.041	1:39.953	46	23.733	1:38.526	82	29.382	1:37.244
52	6.320	1:45.840	52	10.534	1:36.828	46	17.305	1:39.392	52	24.359	1:39.467	52	31.006	1:39.027
81	8.098	1:47.618	40	13.294	1:37.754	40	18.198	1:36.885	40	24.517	1:38.417	4	31.276	1:37.939
40	8.154	1:47.674	81	14.047	1:38.563	82	19.682	1:37.430	82	24.518	1:36.934	40	31.497	1:39.360
82	8.707	1:48.227	82	14.233	1:38.140	4	21.421	1:38.515	4	25.717	1:36.394	81	33.076	1:37.776
5	10.044	1:49.564	4	14.887	1:37.322	81	21.456	1:39.390	81	27.680	1:38.322	5	39.816	1:40.247
4	10.179	1:49.699	5	16.917	1:39.487	5	24.504	1:39.568	5	31.949	1:39.543	22	42.071	1:52.598
35	12.144	1:51.664	35	20.132	1:40.602	35	29.607	1:41.456	65	38.400	1:40.630	37	46.074	1:39.988
65	12.382	1:51.902	65	20.360	1:40.592	65	29.868	1:41.489	37	38.466	1:40.135	65	47.057	1:41.037
11	13.962	1:53.482	37	20.825	1:39.311	37	30.429	1:41.585	35	39.829	1:42.320	35	48.526	1:41.077
37	14.128	1:53.648	11	25.565	1:44.217	11	38.404	1:44.820	83	49.862	1:43.416	83	59.383	1:41.901
83	16.053	1:55.573	83	26.564	1:43.125	83	38.544	1:43.961	11	51.822	1:45.516	11	1:03.306	1:43.864
64	16.792	1:56.312	64	29.601	1:45.423	74	45.275	1:47.160	64	1 LAP	3:28.557	64	1 LAP	1:49.162
74	17.389	1:56.909	74	30.096	1:45.321	69	58.540	1:48.182	74	58.962	1:45.785	74	1:11.445	1:44.863
69	26.842	2:06.362	69	42.339	1:48.111				69	1:12.528	1:46.086	69	1:25.449	1:45.301

Car No's 9, 60, 78 & 79 took first start
Weather : Overcast / Dry

Brands Hatch
Circuit Length = 2.6228 miles.
Start: 13:51 End: 14:05

HSCC Classic Formula 3 Championship

LAP CHART FOR RACE 1

(contd.)

Lap 6			Lap 7			Lap 8			Lap 9			Lap 10		
No	Behind	Laptime	No	Behind	Laptime	No	Behind	Laptime	No	Behind	Laptime	No	Behind	Laptime
1		1:32.774	1		1:33.132	1		1:32.855	1		1:32.450			
17	2.756	1:32.629	17	1.844	1:32.220	17	2.478	1:33.489	11	1 LAP	1:42.770			
14	8.021	1:33.080	69	1 LAP	1:46.674	74	1 LAP	1:45.027	17	1.810	1:31.782			
2	8.269	1:33.001	14	8.136	1:33.247	14	8.442	1:33.161	14	8.891	1:32.899			
29	27.549	1:36.033	2	8.627	1:33.490	2	8.949	1:33.177	2	9.476	1:32.977			
46	29.182	1:35.310	29	30.326	1:35.909	64	2 LAPS	1:47.648	74	1 LAP	1:44.897			
82	32.490	1:35.882	46	31.534	1:35.484	69	1 LAP	1:46.781	64	2 LAPS	1:46.853			
4	34.425	1:35.923	82	35.444	1:36.086	29	32.746	1:35.275	69	1 LAP	1:45.381			
52	36.346	1:38.114	4	37.082	1:35.789	46	33.662	1:34.983	29	34.990	1:34.694			
40	36.540	1:37.817	40	41.059	1:37.651	82	38.922	1:36.333	82	43.764	1:37.292			
81	38.149	1:37.847	52	41.169	1:37.955	4	40.628	1:36.401	4	44.622	1:36.444			
22	45.650	1:36.353	81	44.453	1:39.436	40	44.920	1:36.716	40	49.759	1:37.289			
5	47.986	1:40.944	22	48.568	1:36.050	52	47.229	1:38.915	52	54.679	1:39.900			
37	52.223	1:38.923	5	54.386	1:39.532	81	50.053	1:38.455	22	54.799	1:35.910			
65	54.410	1:40.127	37	57.700	1:38.609	22	51.339	1:35.626	81	57.062	1:39.459			
35	56.942	1:41.190	65	1:01.186	1:39.908	5	1:01.481	1:39.950	7	8 LAPS	14:58.156			
83	1:08.346	1:41.737	35	1:04.565	1:40.755	37	1:03.119	1:38.274	5	1:08.072	1:39.041			
11	1:13.128	1:42.596	83	1:16.859	1:41.645	65	1:07.872	1:39.541	46	1:08.381	2:07.169			
74	1:23.813	1:45.142	11	1:22.651	1:42.655	35	1:13.349	1:41.639	37	1:08.537	1:37.868			
64	1 LAP	1:50.887				83	1:25.524	1:41.520	65	1:14.640	1:39.218			
									35	1:22.584	1:41.685			
									83	1:34.000	1:40.926			

Car No's 9, 60, 78 & 79 took first start
Weather : Overcast / Dry

Brands Hatch
Circuit Length = 2.6228 miles.
Start: 13:51 End: 14:05

World Sports Car Masters QUALIFYING FOR RACE 2

POS	NO	CL	DRIVER	NAT	CAR	TIME	LAPS	GAP	MPH
1	11	ROD	Peter DUNN		Lola T70 Spider	1:34.941	13		99.45
2	17	ROD	Richard MEINS		Lola T70 MkIIIB	1:35.524	12	0.583	98.84
3	12	ROD	Carlos BARBOT		Lola T70 MkIIIB	1:35.905	13	0.964	98.45
4	41	SIF	Martin BIRrane		Lola T212	1:36.057	12	1.116	98.29
5	3	PES	Paul KNAPFIELD		Ligier JS2	1:36.487	8	1.546	97.85
6	28	SIF	Sean WALKER		Chevron B16	1:38.852	9	3.911	95.51
7	61	BON	Joe WARD		Chevron B8	1:40.744	14	5.803	93.72
8	39	BON	Sandy WATSON		Chevron B8	1:41.080	15	6.139	93.41
9	37	SIF	Jerry HOOPER		Chevron B8	1:41.296	15	6.355	93.21
10	32	BON	Nelson/Allison		Chevron B8	1:41.524	13	6.583	93.00
11	19	BON	Chris CHILES Jnr		Chevron B8	1:41.861	12	6.920	92.69
12	21	SIF	Keith MARTIN		Dulon Porsche LD11P	1:42.677	13	7.736	91.95
13	119	SIF	Robert HARVEY		Chevron B19	1:42.701	14	7.760	91.93
14	43	BON	Andrew SCHRYVER		Chevron B8	1:43.350	12	8.409	91.36
15	29	BON	Paul DRAYSON		Chevron B8	1:43.470	12	8.529	91.25
16	42	BOB	Simon LEIGHTON		Chevron B8	1:43.472	12	8.531	91.25
17	18	BON	Peter AYLETT		Chevron B8	1:43.633	14	8.692	91.11
18	6	BON	Roderick SMITH		Taydec Mk3	1:43.911	6	8.970	90.86
19	40	ROD	Chris BALL		Ford GT40	1:44.070	13	9.129	90.72
20	31	BAR	Chris JOLLY		Lotus 23B	1:46.125	14	11.184	88.97
21	45	BON	Marc DEVIS		Elva Mk8	1:46.462	9	11.521	88.69
22	47	PES	Jean Louis DURET		Osella PA6/7 Spider	1:52.621	9	17.680	83.83

Car No needs a transponder please. Car No 29 may have 2 transponders.

Weather : Overcast / Dry

These results are provisional until the conclusion of any judicial and technical matters.

Brands Hatch

Circuit Length = 2.6228 miles.

Start: 09:27 End: 09:53

Clerk of Course:	Stewards:	Timekeeper:
------------------	-----------	-------------

World Sports Car Masters LAP ANALYSIS - QUALIFYING RACE 2

3	Paul KNAPFIELD	Ligier JS2
1 - 7:28.167	6 - 1:36.812	
2 - 1:43.520	7 - 5:30.836P	
3 - 1:36.908	8 - 3:57.181P	
4 - 1:36.513		
5 - 1:36.487		
6	Roderick SMITH	Taydec Mk3
1 - 6:55.958	6 - 5:31.553P	
2 - 1:44.201		
3 - 1:44.462		
4 - 1:43.911		
5 - 7:09.510P		
11	Peter DUNN	Lola T70 Spider
1 - 2:19.147	6 - 1:35.552	11 - 1:35.539
2 - 1:39.163	7 - 2:59.880P	12 - 1:35.299
3 - 1:39.466	8 - 1:48.092	13 - 1:34.941
4 - 1:37.187	9 - 1:37.644	
5 - 1:40.586	10 - 1:36.742	
12	Carlos BARBOT	Lola T70 MkIIIB
1 - 2:58.235	6 - 1:40.099	11 - 1:37.542
2 - 1:40.951	7 - 1:38.841	12 - 1:59.476
3 - 1:40.298	8 - 3:08.271P	13 - 1:35.905
4 - 1:41.199	9 - 1:46.595	
5 - 1:40.058	10 - 2:02.647	
17	Richard MEINS	Lola T70 MkIIIB
1 - 4:29.322	6 - 1:36.434	11 - 1:35.524
2 - 1:41.442	7 - 1:48.078	12 - 1:36.353
3 - 1:40.817	8 - 1:36.277	
4 - 1:37.839	9 - 4:25.794P	
5 - 1:37.067	10 - 1:55.142	
18	Peter AYLETT	Chevron B8
1 - 2:36.602	6 - 1:46.901	11 - 1:44.000
2 - 1:55.363	7 - 1:44.914	12 - 1:45.507
3 - 1:51.963	8 - 1:45.369	13 - 1:46.437
4 - 1:50.814	9 - 1:43.633	14 - 1:46.291
5 - 1:47.680	10 - 1:44.123	

Car No needs a transponder please. Car No 29 may have 2 transponders.
Weather : Overcast / Dry

Brands Hatch
Circuit Length = 2.6228 miles.
Start: 09:27 End: 09:53

World Sports Car Masters

LAP ANALYSIS - QUALIFYING RACE 2

(contd.)

19	Chris CHILES Jnr	Chevron B8
1 - 2:27.175	6 - 1:43.101	11 - 1:41.861
2 - 1:48.595	7 - 1:43.131	12 - 5:58.226P
3 - 1:45.395	8 - 1:43.665	
4 - 1:44.163	9 - 1:42.217	
5 - 1:43.877	10 - 1:43.018	
21	Keith MARTIN	Dulon Porsche LD11P
1 - 2:41.475	6 - 1:45.481	11 - 1:42.677
2 - 1:53.898	7 - 1:43.825	12 - 3:33.937P
3 - 1:49.033	8 - 1:44.421	13 - 1:50.347
4 - 1:48.219	9 - 1:43.266	
5 - 1:50.922	10 - 1:42.700	
28	Sean WALKER	Chevron B16
1 - 2:52.410	6 - 4:17.906P	
2 - 1:52.964	7 - 1:46.769	
3 - 1:40.989	8 - 4:41.718P	
4 - 1:50.215	9 - 2:00.933	
5 - 1:38.852		
29	Paul DRAYSON	Chevron B8
1 - 2:29.782	6 - 1:45.259	11 - 1:43.470
2 - 1:51.243	7 - 1:43.632	12 - 1:52.094
3 - 1:46.681	8 - 1:46.440	
4 - 1:47.445	9 - 5:07.282P	
5 - 1:48.019	10 - 2:00.794	
31	Chris JOLLY	Lotus 23B
1 - 2:23.033	6 - 1:49.461	11 - 1:48.935
2 - 1:50.063	7 - 1:47.733	12 - 1:46.411
3 - 1:48.992	8 - 1:48.935	13 - 1:47.225
4 - 1:49.453	9 - 1:47.216	14 - 1:46.125
5 - 1:52.147	10 - 1:46.207	
32	Nelson/Allison	Chevron B8
1 - 1:57.109	6 - 1:59.941	11 - 1:43.677
2 - 1:44.606	7 - 1:42.855	12 - 1:41.524
3 - 1:43.809	8 - 1:42.759	13 - 1:48.841
4 - 1:44.466	9 - 1:45.271	
5 - 4:19.226P	10 - 1:47.365	

Car No needs a transponder please. Car No 29 may have 2 transponders.
Weather : Overcast / Dry

Brands Hatch
Circuit Length = 2.6228 miles.
Start: 09:27 End: 09:53

World Sports Car Masters

LAP ANALYSIS - QUALIFYING RACE 2

(contd.)

37	Jerry HOOPER		Chevron B8
1 -	2:05.512	6 -	1:43.372
2 -	1:45.384	7 -	1:44.836
3 -	1:45.201	8 -	1:43.053
4 -	1:45.163	9 -	1:42.885
5 -	1:43.365	10 -	1:45.070
		11 -	1:41.903
		12 -	1:42.743
		13 -	1:41.296
		14 -	1:48.605
		15 -	1:45.589
39	Sandy WATSON		Chevron B8
1 -	2:14.274	6 -	1:43.353
2 -	1:47.297	7 -	1:41.814
3 -	1:44.545	8 -	1:41.080
4 -	1:43.908	9 -	1:41.945
5 -	1:45.206	10 -	1:42.757
		11 -	1:43.180
		12 -	1:41.682
		13 -	1:41.479
		14 -	1:41.325
		15 -	1:43.329
40	Chris BALL		Ford GT40
1 -	2:28.164	6 -	1:48.549
2 -	1:53.620	7 -	1:49.212
3 -	1:50.586	8 -	1:50.845
4 -	1:48.309	9 -	1:46.612
5 -	1:53.763	10 -	1:49.629
		11 -	1:47.526
		12 -	1:45.523
		13 -	1:44.070
41	Martin BIRRANE		Lola T212
1 -	2:14.720	6 -	1:36.758
2 -	1:42.054	7 -	1:39.053
3 -	1:42.251	8 -	4:55.522P
4 -	1:38.322	9 -	1:50.505
5 -	1:39.072	10 -	1:36.710
		11 -	1:37.097
		12 -	1:36.057
42	Simon LEIGHTON		Chevron B8
1 -	2:26.635	6 -	3:58.946P
2 -	1:54.114	7 -	2:02.005
3 -	1:51.581	8 -	1:49.473
4 -	1:51.228	9 -	1:46.855
5 -	1:50.021	10 -	1:46.296
		11 -	1:45.243
		12 -	1:43.472
43	Andrew SCHRYVER		Chevron B8
1 -	2:13.647	6 -	1:48.937
2 -	1:52.265	7 -	1:43.488
3 -	1:51.830	8 -	1:45.744
4 -	5:47.609P	9 -	1:46.613
5 -	1:53.654	10 -	1:47.262
		11 -	1:43.350
		12 -	1:44.946

Car No needs a transponder please. Car No 29 may have 2 transponders.
Weather : Overcast / Dry

Brands Hatch
Circuit Length = 2.6228 miles.
Start: 09:27 End: 09:53

World Sports Car Masters LAP ANALYSIS - QUALIFYING RACE 2

(contd.)

45	Marc DEVIS	Elva Mk8		
1 -	3:29.797	6 -	1:49.321	
2 -	1:48.544	7 -	1:47.287	
3 -	1:47.911	8 -	1:46.462	
4 -	4:56.399P	9 -	5:36.700P	
5 -	2:00.931			
47	Jean Louis DURET	Osella PA6/7 Spider		
1 -	5:58.742	6 -	2:02.310	
2 -	2:06.350	7 -	1:52.621	
3 -	2:02.865	8 -	1:58.487	
4 -	2:01.178	9 -	1:55.380	
5 -	6:10.190P			
61	Joe WARD	Chevron B8		
1 -	2:25.604	6 -	1:41.593	11 - 1:44.081
2 -	1:44.352	7 -	1:41.202	12 - 1:43.472
3 -	1:42.739	8 -	1:41.991	13 - 1:40.744
4 -	1:41.692	9 -	1:41.823	14 - 1:42.539
5 -	1:41.914	10 -	1:42.698	
119	Robert HARVEY	Chevron B19		
1 -	2:41.455	6 -	1:45.992	11 - 1:43.162
2 -	1:51.644	7 -	1:44.419	12 - 1:43.869
3 -	1:47.891	8 -	1:44.343	13 - 1:42.701
4 -	1:44.511	9 -	1:43.674	14 - 1:46.700
5 -	1:46.642	10 -	1:44.144	

Car No needs a transponder please. Car No 29 may have 2 transponders.
Weather : Overcast / Dry

Brands Hatch
Circuit Length = 2.6228 miles.
Start: 09:27 End: 09:53

World Sports Car Masters

GRID FOR RACE 2

ROW 11	45 DEVIS	47 DURET
ROW 10	40 BALL	31 JOLLY
ROW 9	18 AYLETT	6 SMITH
ROW 8	29 DRAYSON	42 LEIGHTON
ROW 7	119 HARVEY	43 SCHRYVER
ROW 6	19 CHILES	21 MARTIN
ROW 5	37 HOOPER	32 NELSON
ROW 4	61 WARD	39 WATSON
ROW 3	3 KNAPFIELD	28 WALKER
ROW 2	12 BARBOT	41 BIRRANE
ROW 1	11 DUNN	17 MEINS
	POLE	

Car No needs a transponder please. Car No 29 may have 2 transponders.

Weather : Overcast / Dry

These results are provisional until the conclusion of any judicial and technical matters.

Brands Hatch

Circuit Length = 2.6228 miles.

Start: 09:27 End: 09:53

Clerk of Course:

Stewards:

Timekeeper:

World Sports Car Masters PROVISIONAL RESULT - RACE 2

POS	NO	CL	DRIVER	NAT	CAR	TIME	LAPS	GAP	MPH	BEST
1	17	ROD	Richard MEINS		Lola T70 MkIIIB	30:20.964	17		88.18	1:34.681
2	12	ROD	Carlos BARBOT		Lola T70 MkIIIB	30:21.681	17	0.717	88.15	1:34.821
3	11	ROD	Peter DUNN		Lola T70 Spider	30:28.033	17	7.069	87.84	1:33.798
4	3	PES	Paul KNAPFIELD		Ligier JS2	30:37.640	17	16.676	87.38	1:35.849
5	41	SIF	Martin BIRRANE		Lola T212	30:44.604	17	23.640	87.05	1:36.767
6	61	BON	Joe WARD		Chevron B8	30:59.432	17	38.468	86.36	1:40.135
7	37	SIF	Jerry HOOPER		Chevron B8	30:59.643	17	38.679	86.35	1:40.293
8	43	BON	Andrew SCHRYVER		Chevron B8	30:59.862	17	38.898	86.34	1:40.178
9	42	BOB	Simon LEIGHTON		Chevron B8	31:03.189	17	42.225	86.18	1:40.706
10	119	SIF	Robert HARVEY		Chevron B19	31:09.511	17	48.547	85.89	1:40.743
11	21	SIF	Keith MARTIN		Dulon Porsche LD11P	31:16.351	17	55.387	85.58	1:42.453
12	40	ROD	Chris BALL		Ford GT40	31:18.904	17	57.940	85.46	1:42.665
13	18	BON	Peter AYLETT		Chevron B8	31:21.204	17	1:00.240	85.36	1:43.489
14	45	BON	Marc DEVIS		Elva Mk8	31:42.623	17	1:21.659	84.40	1:45.120
15	31	BAR	Chris JOLLY		Lotus 23B	31:56.109	17	1:35.145	83.80	1:44.629
16	47	PES	Jean Louis DURET		Osella PA6/7 Spider	31:43.973	16	1 LAP	79.38	1:46.837
17	29	BON	Paul DRAYSON		Chevron B8	30:25.939	15	2 LAPS	77.60	1:39.601

NOT CLASSIFIED

19	BON	Chris CHILES Jnr		Chevron B8	31:33.802	8	N.C.F.	39.92	1:41.932
32	BON	Phillip NELSON		Chevron B8	11:55.819	7	D.N.F.	92.43	1:40.935
39	BON	Sandy WATSON		Chevron B8	6:57.755	4	D.N.F.	90.57	1:42.562
28	SIF	Sean WALKER		Chevron B16	1:41.397	1	D.N.F.	93.79	1:41.397
6	BON	Roderick SMITH		Taydec Mk3	6:20.905	1	D.N.F.	24.96	

FASTEST LAP

11	ROD	Peter DUNN		Lola T70 Spider	1:33.798	15	100.66mph	162.00kph
3	PES	Paul KNAPFIELD		Ligier JS2	1:35.849	13	98.51mph	158.53kph
41	SIF	Martin BIRRANE		Lola T212	1:36.767	8	97.57mph	157.03kph
29	BON	Paul DRAYSON		Chevron B8	1:39.601	7	94.79mph	152.56kph
42	BOB	Simon LEIGHTON		Chevron B8	1:40.706	13	93.75mph	150.89kph
31	BAR	Chris JOLLY		Lotus 23B	1:44.629	14	90.24mph	145.23kph

Weather : Overcast / Dry

These results are provisional until the conclusion of any judicial and technical matters.

Brands Hatch

Circuit Length = 2.6228 miles.

Start: 14:16 End: 14:46

Clerk of Course:	Stewards:	Timekeeper:
------------------	-----------	-------------

World Sports Car Masters LAP CHART FOR RACE 2

Lap 1			Lap 2			Lap 3			Lap 4			Lap 5		
No	Behind	Laptime	No	Behind	Laptime	No	Behind	Laptime	No	Behind	Laptime	No	Behind	Laptime
11		1:38.105	17		1:37.900	17		1:36.700	17		1:37.029	17		1:37.958
17	1.235	1:39.340	12	0.744	1:37.693	12	0.458	1:36.414	12	0.610	1:37.181	12	0.653	1:38.001
12	2.186	1:40.291	3	1.623	1:37.326	3	2.404	1:37.481	3	1.921	1:36.546	3	1.848	1:37.885
28	3.292	1:41.397	41	5.456	1:39.330	41	7.172	1:38.416	41	7.746	1:37.603	41	7.712	1:37.924
3	3.432	1:41.537	61	9.878	1:41.476	61	14.676	1:41.498	61	18.572	1:40.925	61	21.804	1:41.190
41	5.261	1:43.366	32	9.930	1:41.001	32	14.783	1:41.553	32	18.689	1:40.935	32	21.860	1:41.129
61	7.537	1:45.642	39	13.316	1:43.636	37	19.417	1:42.442	37	23.799	1:41.411	37	26.699	1:40.858
32	8.064	1:46.169	37	13.675	1:43.665	43	20.604	1:42.948	43	24.258	1:40.683	29	27.540	1:40.458
39	8.815	1:46.920	43	14.356	1:44.014	29	21.181	1:41.638	29	25.040	1:40.888	43	28.612	1:42.312
37	9.145	1:47.250	119	15.521	1:42.668	39	21.253	1:44.637	39	26.786	1:42.562	11	30.773	1:36.977
43	9.477	1:47.582	29	16.243	1:43.095	119	21.613	1:42.792	119	27.692	1:43.108	119	34.968	1:45.234
21	11.492	1:49.597	21	18.602	1:46.245	21	25.657	1:43.755	42	31.470	1:42.730	42	36.975	1:43.463
119	11.988	1:50.093	42	19.114	1:45.219	42	25.769	1:43.355	11	31.754	1:37.591	21	38.244	1:43.984
29	12.283	1:50.388	18	21.887	1:45.782	18	30.527	1:45.340	21	32.218	1:43.590	40	48.074	1:46.251
42	13.030	1:51.135	31	22.479	1:46.212	40	31.119	1:45.203	18	39.391	1:45.893	18	48.953	1:47.520
18	15.240	1:53.345	40	22.616	1:45.910	11	31.192	1:39.014	40	39.781	1:45.691	31	50.206	1:46.254
31	15.402	1:53.507	47	27.220	1:47.721	31	32.301	1:46.522	31	41.910	1:46.638	45	58.797	1:46.754
40	15.841	1:53.946	11	28.878	2:08.013	47	39.124	1:48.604	45	50.001	1:46.894	47	1:01.818	1:49.531
47	18.634	1:56.739	45	29.743	1:49.142	45	40.136	1:47.093	47	50.245	1:48.150			
45	19.736	1:57.841				6	2 LAPS	6:20.905P						

Weather : Overcast / Dry

Brands Hatch

Circuit Length = 2.6228 miles.

Start: 14:16 End: 14:46

World Sports Car Masters

LAP CHART FOR RACE 2

(contd.)

Lap 6			Lap 7			Lap 8			Lap 9			Lap 10		
No	Behind	Laptime	No	Behind	Laptime	No	Behind	Laptime	No	Behind	Laptime	No	Behind	Laptime
17		1:35.847	17		1:36.161	17		1:36.728	17		1:36.660	17		2:43.359
12	0.612	1:35.806	12	0.773	1:36.322	12	0.301	1:36.256	12	0.345	1:36.704	12	0.539	2:43.553
3	2.735	1:36.734	3	5.178	1:38.604	3	6.763	1:38.313	47	1 LAP	1:47.146	47	1 LAP	2:44.057
41	11.087	1:39.222	41	13.254	1:38.328	41	13.293	1:36.767	3	8.034	1:37.931	3	1.808	2:37.133
61	27.964	1:42.007	11	32.838	1:37.612	11	31.595	1:35.485	41	15.150	1:38.517	41	4.141	2:32.350
32	28.135	1:42.122	61	34.632	1:42.829	61	39.409	1:41.505	11	30.953	1:36.018	11	5.689	2:18.095
11	31.387	1:36.461	32	34.884	1:42.910	29	39.733	1:41.376	61	44.570	1:41.821	61	7.926	2:06.715
37	31.511	1:40.659	29	35.085	1:39.601	37	40.327	1:40.793	37	45.885	1:42.218	37	8.944	2:06.418
29	31.645	1:39.952	37	36.262	1:40.912	43	46.332	1:42.824	29	46.188	1:43.115	43	9.776	2:01.804
43	34.318	1:41.553	43	40.236	1:42.079	119	52.522	1:42.500	43	51.331	1:41.659	119	10.750	1:57.121
119	41.327	1:42.206	119	46.750	1:41.584	42	52.929	1:41.849	119	56.988	1:41.126	42	11.847	1:57.494
42	42.544	1:41.416	42	47.808	1:41.425	21	58.155	1:43.113	42	57.712	1:41.443	21	13.025	1:51.730
21	45.233	1:42.836	21	51.770	1:42.698	40	1:16.765	1:45.536	21	1:04.654	1:43.159	40	35.831	1:54.191
18	58.828	1:45.722	40	1:07.957	1:45.238	18	1:17.774	1:45.242	40	1:24.999	1:44.894	18	40.364	1:57.326
40	58.880	1:46.653	18	1:09.260	1:46.593	31	1:18.618	1:45.081	18	1:26.397	1:45.283	31	40.897	1:57.246
31	59.719	1:45.360	31	1:10.265	1:46.707	45	1:30.607	1:47.287	31	1:27.010	1:45.052	45	49.504	1:51.684
45	1:09.265	1:46.315	45	1:20.048	1:46.944				45	1:41.179	1:47.232	19	9 LAPS	19:04.826P
47	1:14.366	1:48.395	47	1:26.866	1:48.661									

Weather : Overcast / Dry

World Sports Car Masters

LAP CHART FOR RACE 2

(contd.)

Lap 11			Lap 12			Lap 13			Lap 14			Lap 15		
No	Behind	Laptime	No	Behind	Laptime	No	Behind	Laptime	No	Behind	Laptime	No	Behind	Laptime
17		3:27.048	17		1:36.779	17		1:34.681	17		1:35.877	17		1:35.999
12	0.317	3:26.826	12	0.281	1:36.743	12	0.421	1:34.821	12	0.257	1:35.713	12	0.405	1:36.147
3	2.629	3:27.869	3	2.625	1:36.775	3	3.793	1:35.849	11	2.717	1:34.592	11	0.516	1:33.798
41	3.568	3:26.475	11	3.175	1:36.277	11	4.002	1:35.508	3	6.707	1:38.791	3	9.009	1:38.301
47	1 LAP	3:29.363	41	7.062	1:40.273	41	12.691	1:40.310	41	15.057	1:38.243	41	17.358	1:38.300
11	3.677	3:25.036	61	11.095	1:42.500	61	16.549	1:40.135	61	21.736	1:41.064	61	27.298	1:41.561
61	5.374	3:24.496	37	11.394	1:42.002	37	17.006	1:40.293	37	22.097	1:40.968	37	27.675	1:41.577
37	6.171	3:24.275	43	11.975	1:41.672	43	18.124	1:40.830	43	22.425	1:40.178	43	27.857	1:41.431
43	7.082	3:24.354	119	13.550	1:42.594	119	19.612	1:40.743	42	25.137	1:40.988	42	30.904	1:41.766
119	7.735	3:24.033	42	14.001	1:42.733	42	20.026	1:40.706	119	28.167	1:44.432	119	35.014	1:42.846
42	8.047	3:23.248	21	18.074	1:45.128	21	27.780	1:44.387	21	34.488	1:42.585	21	42.185	1:43.696
21	9.725	3:23.748	40	19.214	1:45.347	40	27.969	1:43.436	40	35.553	1:43.461	40	42.219	1:42.665
40	10.646	3:01.863	47	1 LAP	1:52.647	18	28.922	1:43.747	18	36.598	1:43.553	18	44.088	1:43.489
18	11.380	2:58.064	18	19.856	1:45.255	47	1 LAP	1:48.362	47	1 LAP	1:47.315	31	56.950	1:46.985
31	13.195	2:59.346	45	24.849	1:47.276	31	37.212	1:46.926	31	45.964	1:44.629	47	1 LAP	1:48.760
45	14.352	2:51.896	31	24.967	1:48.551	45	37.612	1:47.444	45	46.855	1:45.120	45	57.557	1:46.701
19	9 LAPS	2:08.884	19	9 LAPS	1:46.054	19	9 LAPS	1:42.955	19	9 LAPS	1:42.854	19	9 LAPS	1:42.253
29	1 LAP	6:21.486P	29	1 LAP	1:51.272	29	1 LAP	1:42.251	29	1 LAP	1:41.458	29	1 LAP	1:43.170

Weather : Overcast / Dry

Brands Hatch
Circuit Length = 2.6228 miles.
Start: 14:16 End: 14:46

World Sports Car Masters


LAP CHART FOR RACE 2

(contd.)

Lap 16			Lap 17			Lap 18			Lap 19			Lap 20		
No	Behind	Laptime	No	Behind	Laptime	No	Behind	Laptime	No	Behind	Laptime	No	Behind	Laptime
17		1:35.751	17		1:37.147									
11	0.028	1:35.263	12	0.717	1:36.093									
12	1.771	1:37.117	29	2 LAPS	1:45.791									
3	12.866	1:39.608	11	7.069	1:44.188									
41	20.931	1:39.324	3	16.676	1:40.957									
61	32.978	1:41.431	41	23.640	1:39.856									
37	33.202	1:41.278	61	38.468	1:42.637									
43	33.522	1:41.416	37	38.679	1:42.624									
42	36.663	1:41.510	43	38.898	1:42.523									
119	42.029	1:42.766	42	42.225	1:42.709									
40	49.611	1:43.143	119	48.547	1:43.665									
21	50.081	1:43.647	21	55.387	1:42.453									
18	52.717	1:44.380	40	57.940	1:45.476									
19	9 LAPS	1:44.044	18	1:00.240	1:44.670									
47	1 LAP	1:51.685	19	9 LAPS	1:41.932									
45	1:13.321	1:51.515	45	1:21.659	1:45.485									
31	1:17.923	1:56.724	47	1 LAP	1:46.837									
			31	1:35.145	1:54.369									

World Sports Car Masters

GRID FOR RACE 10

ROW 9	32	ALLISON	
ROW 8	29	DRAYSON	19 CHILES
ROW 7	31	JOLLY	47 DURET
ROW 6	40	BALL	18 AYLETT
ROW 5	119	HARVEY	21 MARTIN
ROW 4	43	DELANE	42 TAYLOR
ROW 3	61	WARD	37 HOOPER
ROW 2	11	DUNN	3 KNAPFIELD
ROW 1	17	MEINS	12 BARBOT
POLE			
			

Weather :

These results are provisional until the conclusion of any judicial and technical matters.

Brands Hatch
Circuit Length = 2.6228 miles.

Clerk of Course:	Stewards:	Timekeeper:
------------------	-----------	-------------

World Sports Car Masters

PROVISIONAL RESULT - RACE 10

POS	NO	CL	DRIVER	NAT	CAR	TIME	LAPS	GAP	MPH	BEST
1	11	ROD	Peter DUNN		Lola T70 Spider	30:33.097	19		97.90	1:34.373
2	12	ROD	Carlos BARBOT		Lola T70 MkIIIB	30:35.733	19	2.636	97.76	1:34.795
3	3	PES	Paul KNAPFIELD		Ligier JS2	31:27.450	19	54.353	95.08	1:36.931
4	61	BON	Joe WARD		Chevron B8	30:34.441	18	1 LAP	92.68	1:41.006
5	19	BON	Chris CHILES		Chevron B8	30:37.952	18	1 LAP	92.50	1:40.359
6	37	SIF	Jerry HOOPER		Chevron B8	31:00.655	18	1 LAP	91.38	1:40.792
7	43	BAR	John DELANE		Brabham BT5	31:02.481	18	1 LAP	91.29	1:42.329
8	29	BON	Paul DRAYSON		Chevron B8	31:02.890	18	1 LAP	91.27	1:40.924
9	42	BOB	John TAYLOR		Chevron B8	31:09.140	18	1 LAP	90.96	1:42.101
10	119	SIF	Robert HARVEY		Chevron B19	31:22.435	18	1 LAP	90.32	1:42.746
11	21	SIF	Keith MARTIN		Dulon Porsche LD11P	31:32.222	18	1 LAP	89.85	1:43.633
12	40	ROD	Chris BALL		Ford GT40	31:47.658	18	1 LAP	89.12	1:44.067
13	18	BON	Peter AYLETT		Chevron B8	31:49.383	18	1 LAP	89.04	1:44.277
14	31	BAR	Chris JOLLY		Lotus 23B	30:35.120	17	2 LAPS	87.50	1:46.024

NOT CLASSIFIED

47	PES	Jean Louis DURET		Osella PA6/7 Spider	29:25.960	16	D.N.F.	85.58	1:48.181
32	BON	Charles ALLISON		Chevron B8	20:25.479	12	D.N.F.	92.51	1:39.339
17	ROD	Richard MEINS		Lola T70 MkIIIB	6:34.238	4	D.N.F.	95.97	1:37.413

FASTEST LAP

11	ROD	Peter DUNN		Lola T70 Spider	1:34.373	18	100.05mph	161.01kph
3	PES	Paul KNAPFIELD		Ligier JS2	1:36.931	6	97.41mph	156.76kph
32	BON	Charles ALLISON		Chevron B8	1:39.339	10	95.04mph	152.96kph
37	SIF	Jerry HOOPER		Chevron B8	1:40.792	12	93.67mph	150.76kph
42	BOB	John TAYLOR		Chevron B8	1:42.101	15	92.47mph	148.82kph
43	BAR	John DELANE		Brabham BT5	1:42.329	12	92.27mph	148.49kph

Weather : Sunny / Dry

These results are provisional until the conclusion of any judicial and technical matters.

Brands Hatch

Circuit Length = 2.6228 miles.

Start: 14:48 End: 15:18

Clerk of Course:

Stewards:

Timekeeper:

World Sports Car Masters LAP CHART FOR RACE 10

Lap 1			Lap 2			Lap 3			Lap 4			Lap 5		
No	Behind	Laptime	No	Behind	Laptime	No	Behind	Laptime	No	Behind	Laptime	No	Behind	Laptime
17		1:38.951	17		1:37.413	17		1:38.356	12		1:36.407	12		1:36.804
12	0.119	1:39.070	12	0.142	1:37.436	12	0.311	1:38.525	11	2.701	1:38.149	11	2.145	1:36.248
3	1.224	1:40.175	3	1.187	1:37.376	3	0.833	1:38.002	17	2.800	1:39.518	3	3.951	1:37.656
11	1.703	1:40.654	11	1.624	1:37.334	11	1.270	1:38.002	3	3.099	1:38.984	61	25.854	1:42.630
61	5.982	1:44.933	61	10.447	1:41.878	61	14.207	1:42.116	61	20.028	1:42.539	19	30.658	1:41.667
37	6.837	1:45.788	43	13.052	1:43.451	43	17.890	1:43.194	43	24.273	1:43.101	43	31.606	1:44.137
43	7.014	1:45.965	42	15.680	1:44.595	42	20.433	1:43.109	19	25.795	1:41.660	32	32.251	1:40.381
42	8.498	1:47.449	119	16.675	1:44.163	19	20.853	1:41.670	119	28.537	1:43.077	119	35.469	1:43.736
119	9.925	1:48.876	19	17.539	1:42.042	119	22.178	1:43.859	32	28.674	1:40.748	42	37.220	1:45.349
40	11.960	1:50.911	32	22.161	1:45.712	32	24.644	1:40.839	42	28.675	1:44.960	29	41.405	1:41.620
21	12.898	1:51.849	40	22.394	1:47.847	21	30.494	1:45.870	29	36.589	1:42.329	37	43.553	1:42.252
19	12.910	1:51.861	21	22.980	1:47.495	40	30.505	1:46.467	21	38.045	1:44.269	21	45.122	1:43.881
31	13.849	1:52.800	31	24.138	1:47.702	29	30.978	1:44.939	37	38.105	1:43.531	40	49.324	1:44.916
32	13.862	1:52.813	29	24.395	1:46.665	37	31.292	1:43.988	40	41.212	1:47.425	18	51.531	1:45.350
29	15.143	1:54.094	37	25.660	1:56.236	31	32.614	1:46.832	18	42.985	1:45.881	31	53.899	1:47.207
18	16.286	1:55.237	18	26.475	1:47.602	18	33.822	1:45.703	31	43.496	1:47.600	47	1:05.044	1:49.993
47	17.719	1:56.670	47	29.143	1:48.837	47	39.795	1:49.008	47	51.855	1:48.778			

Weather : Sunny / Dry

World Sports Car Masters

LAP CHART FOR RACE 10

(contd.)

Lap 6			Lap 7			Lap 8			Lap 9			Lap 10		
No	Behind	Laptime	No	Behind	Laptime	No	Behind	Laptime	No	Behind	Laptime	No	Behind	Laptime
12		1:36.605	12		1:36.713	12		1:36.244	12		1:36.358	12		1:36.251
11	1.760	1:36.220	11	0.768	1:35.721	11	0.390	1:35.866	11	0.779	1:36.747	11	0.385	1:35.857
3	4.277	1:36.931	3	5.978	1:38.414	3	10.093	1:40.359	3	13.345	1:39.610	3	16.814	1:39.720
61	31.578	1:42.329	61	36.143	1:41.278	61	41.415	1:41.516	47	1 LAP	1:54.120	47	1 LAP	1:50.000
19	35.471	1:41.418	19	39.749	1:40.991	19	44.375	1:40.870	61	46.614	1:41.557	61	51.544	1:41.181
32	36.803	1:41.157	32	40.444	1:40.354	32	44.577	1:40.377	19	48.681	1:40.664	32	51.887	1:39.339
43	39.266	1:44.265	43	46.200	1:43.647	43	52.790	1:42.834	32	48.799	1:40.580	19	53.434	1:41.004
119	42.328	1:43.464	119	49.213	1:43.598	29	55.377	1:40.924	43	59.768	1:43.336	43	1:07.780	1:44.263
42	43.641	1:43.026	29	50.697	1:41.565	119	57.433	1:44.464	29	1:00.278	1:41.259	29	1:08.272	1:44.245
29	45.845	1:41.045	42	51.059	1:44.131	42	58.151	1:43.336	119	1:04.831	1:43.756	37	1:12.090	1:43.085
37	48.860	1:41.912	37	54.029	1:41.882	37	59.155	1:41.370	37	1:05.256	1:42.459	119	1:13.134	1:44.554
21	52.150	1:43.633	21	1:00.525	1:45.088	21	1:08.558	1:44.277	42	1:06.607	1:44.814	42	1:13.666	1:43.310
40	58.937	1:46.218	40	1:07.886	1:45.662	40	1:17.145	1:45.503	21	1:16.738	1:44.538	21	1:25.030	1:44.543
18	1:01.087	1:46.161	18	1:09.326	1:44.952	18	1:17.944	1:44.862	40	1:25.468	1:44.681	40	1:34.220	1:45.003
31	1:03.318	1:46.024	31	1:12.897	1:46.292	31	1:23.562	1:46.909	18	1:25.895	1:44.309	18	1:34.820	1:45.176
47	1:19.606	1:51.167	47	1:33.380	1:50.487				31	1:34.706	1:47.502			

Weather : Sunny / Dry

msttimina.com

Page 2 of 4

Brands Hatch
 Circuit Length = 2.6228 miles.
 Start: 14:48 End: 15:18
 Printed - 15:21 Sunday, 07 May 2006

World Sports Car Masters

LAP CHART FOR RACE 10

(contd.)

Lap 11			Lap 12			Lap 13			Lap 14			Lap 15		
No	Behind	Laptime	No	Behind	Laptime	No	Behind	Laptime	No	Behind	Laptime	No	Behind	Laptime
12		1:36.183	12		1:36.267	12		1:35.041	12		1:36.776	12		1:36.113
11	0.325	1:36.123	11	0.678	1:36.620	11	2.046	1:36.409	11	1.227	1:35.957	11	0.791	1:35.677
31	1 LAP	1:48.189	18	1 LAP	1:45.222	21	1 LAP	1:44.760	21	1 LAP	1:44.402	29	1 LAP	1:44.288
3	20.677	1:40.046	40	1 LAP	1:46.431	40	1 LAP	1:44.794	40	1 LAP	1:47.378	119	1 LAP	1:44.853
47	1 LAP	1:49.515	31	1 LAP	1:47.973	18	1 LAP	1:45.630	18	1 LAP	1:48.047	42	1 LAP	1:45.100
61	56.622	1:41.261	3	24.688	1:40.278	3	29.606	1:39.959	3	32.535	1:39.705	21	1 LAP	1:44.986
32	56.808	1:41.104	47	1 LAP	1:49.041	31	1 LAP	1:49.059	31	1 LAP	1:46.211	3	36.602	1:40.180
19	57.610	1:40.359	61	1:02.543	1:42.188	47	1 LAP	1:48.181	61	1:14.694	1:41.621	40	1 LAP	1:46.773
43	1:14.875	1:43.278	32	1:02.616	1:42.075	61	1:09.849	1:42.347	19	1:15.376	1:42.125	18	1 LAP	1:46.829
29	1:15.704	1:43.615	19	1:03.180	1:41.837	19	1:10.027	1:41.888	47	1 LAP	1:49.451	31	1 LAP	1:49.042
37	1:16.880	1:40.973	43	1:20.937	1:42.329	37	1:28.574	1:42.210	37	1:33.579	1:41.781	61	1:19.892	1:41.311
119	1:20.301	1:43.350	37	1:21.405	1:40.792	43	1:29.371	1:43.475	43	1:35.566	1:42.971	19	1:20.729	1:41.466
42	1:20.790	1:43.307	29	1:22.952	1:43.515	29	1:29.960	1:42.049				47	1 LAP	1:48.474
21	1:33.156	1:44.309	119	1:26.780	1:42.746	119	1:34.958	1:43.219						
			42	1:27.237	1:42.714	42	1:35.329	1:43.133						

Weather : Sunny / Dry

World Sports Car Masters

LAP CHART FOR RACE 10

(contd.)

Lap 16			Lap 17			Lap 18			Lap 19			Lap 20		
No	Behind	Laptime	No	Behind	Laptime	No	Behind	Laptime	No	Behind	Laptime	No	Behind	Laptime
12		1:35.773	11		1:35.178	11		1:34.373	11		1:36.009			
11	0.971	1:35.953	12	0.414	1:36.563	12	0.836	1:34.795	61	1 LAP	1:41.381			
37	1 LAP	1:43.332	37	1 LAP	1:43.596	37	1 LAP	1:42.491	31	2 LAPS	1:50.128			
43	1 LAP	1:43.113	43	1 LAP	1:43.161	43	1 LAP	1:43.056	12	2.636	1:37.809			
29	1 LAP	1:41.761	29	1 LAP	1:42.966	29	1 LAP	1:43.119	19	1 LAP	1:43.080			
42	1 LAP	1:42.101	47	2 LAPS	1:53.470	47	2 LAPS	1:48.768	37	1 LAP	1:42.977			
119	1 LAP	1:45.297	42	1 LAP	1:42.852	42	1 LAP	1:42.989	43	1 LAP	1:42.905			
21	1 LAP	1:43.825	119	1 LAP	1:46.498	119	1 LAP	1:45.847	29	1 LAP	1:42.892			
3	40.922	1:40.093	21	1 LAP	1:44.403	21	1 LAP	1:44.870	42	1 LAP	1:42.865			
40	1 LAP	1:44.731	3	43.951	1:39.178	3	50.003	1:40.425	119	1 LAP	1:47.078			
18	1 LAP	1:44.860	40	1 LAP	1:44.424	40	1 LAP	1:44.427	3	54.353	1:40.359			
31	1 LAP	1:47.571	18	1 LAP	1:44.277	18	1 LAP	1:44.856	21	1 LAP	1:45.224			
61	1:25.488	1:41.369	31	1 LAP	1:48.079				40	1 LAP	1:44.067			
19	1:26.555	1:41.599	61	1:30.345	1:41.006				18	1 LAP	1:44.429			
			19	1:32.157	1:41.751									

Weather : Sunny / Dry

msttimina.com

Page 4 of 4

Brands Hatch
 Circuit Length = 2.6228 miles.
 Start: 14:48 End: 15:18
 Printed - 15:21 Sunday, 07 May 2006

HSCC Grandstand Motor Sport Tours Historic Formula Ford Championship QUALIFYING FOR RACE 3

POS	NO	CL	DRIVER	NAT	CAR	TIME	LAPS	GAP	MPH
1	1		Neil FOWLER		Lola T200	1:38.601	12		95.76
2	77		Chris SHARPLES		Palliser WDF1	1:41.146	12	2.545	93.35
3	2		Paul SLEEMAN		Jamun T2	1:41.282	12	2.681	93.22
4	86		George FOWLER		Macon MR8	1:41.366	12	2.765	93.14
5	57		David WILD		Lola T200	1:41.897	11	3.296	92.66
6	85		C LILLINGSTON-PRICE		Merlyn Mk11	1:42.078	12	3.477	92.49
7	66		Gregory THORNTON		Titan Mk4	1:42.400	12	3.799	92.20
8	44		John BLADON		Merlyn Mk11A	1:42.718	12	4.117	91.92
9	48		Crispin SCHLAEFLI		Macon MR8	1:43.067	12	4.466	91.61
10	82		Paul DRAYSON		Merlyn Mk20	1:44.013	10	5.412	90.77
11	38		C GRANT PETERKIN		Brabham BT21	1:44.474	11	5.873	90.37
12	63		Matthew STURMER		Hawke DL2A	1:45.092	11	6.491	89.84
13	75		Anthony GODDARD		Merlyn Mk20	1:45.095	11	6.494	89.84
14	18		Mike CONDLIFFE		Alexis Mk18	1:45.709	11	7.108	89.32
15	3		Chris ATKINSON		Merlyn Mk20	1:46.580	10	7.979	88.59
16	93	N	Andrew MANSELL		Merlyn Mk11A	1:47.581	11	8.980	87.76
17	72		Laurence EDSCER		Merlyn Mk20A	1:48.231	11	9.630	87.24
18	99	N	Jack UTLEY		Merlyn Mk20	1:49.827	11	11.226	85.97
19	59		Terence TUMBER		Lola T200	1:50.450	11	11.849	85.48
20	46		Mike BROMLEY		Merlyn Mk11A	1:51.746	6	13.145	84.49
21	89		Gary CRITCHER		Nike Mk4/6	1:54.229	10	15.628	82.65

Weather : Overcast / Dry

These results are provisional until the conclusion of any judicial and technical matters.

Brands Hatch

Circuit Length = 2.6228 miles.

Start: 10:01 End: 10:21

Clerk of Course:	Stewards:	Timekeeper:
------------------	-----------	-------------

HSCC Grandstand Motor Sport Tours Historic Formula Ford Championship LAP ANALYSIS - QUALIFYING RACE 3

1	Neil FOWLER	Lola T200
1 - 2:14.642	6 - 1:42.625	11 - 1:38.601
2 - 1:39.813	7 - 1:55.023	12 - 1:40.250
3 - 1:40.047	8 - 1:43.473	
4 - 1:38.806	9 - 1:42.221	
5 - 1:39.795	10 - 1:39.244	
2	Paul SLEEMAN	Jamun T2
1 - 2:12.074	6 - 1:41.296	11 - 1:41.282
2 - 1:42.441	7 - 1:42.085	12 - 1:44.085
3 - 1:41.422	8 - 1:42.357	
4 - 1:41.770	9 - 1:41.546	
5 - 1:41.675	10 - 1:42.645	
3	Chris ATKINSON	Merlyn Mk20
1 - 2:34.702	6 - 1:46.889	
2 - 1:52.107	7 - 1:48.237	
3 - 1:50.756	8 - 1:47.330	
4 - 1:48.696	9 - 1:47.522	
5 - 1:47.590	10 - 1:46.580	
18	Mike CONDLIFFE	Alexis Mk18
1 - 2:15.563	6 - 1:48.534	11 - 1:46.277
2 - 1:52.712	7 - 1:47.004	
3 - 1:51.764	8 - 1:45.709	
4 - 1:52.157	9 - 1:46.766	
5 - 1:48.190	10 - 1:46.820	
38	C GRANT PETERKIN	Brabham BT21
1 - 2:36.153	6 - 1:48.862	11 - 1:44.474
2 - 2:03.834	7 - 1:47.614	
3 - 2:04.230	8 - 1:48.098	
4 - 1:49.010	9 - 1:45.257	
5 - 2:02.652	10 - 1:45.234	
44	John BLADON	Merlyn Mk11A
1 - 2:28.433	6 - 1:44.267	11 - 1:43.313
2 - 1:45.614	7 - 1:43.780	12 - 1:42.718
3 - 1:45.822	8 - 1:43.087	
4 - 1:45.485	9 - 1:43.067	
5 - 1:44.174	10 - 1:43.054	
46	Mike BROMLEY	Merlyn Mk11A
1 - 2:33.107	6 - 2:17.783P	
2 - 1:53.529		
3 - 1:51.746		
4 - 1:52.136		
5 - 2:06.996		

HSCC Grandstand Motor Sport Tours Historic Formula Ford Championship LAP ANALYSIS - QUALIFYING RACE 3

(contd.)

48	Crispin SCHLAEFLI	Macon MR8
1 - 2:17.707	6 - 1:43.351	11 - 1:43.696
2 - 1:48.720	7 - 1:43.317	12 - 1:43.185
3 - 1:45.666	8 - 1:43.079	
4 - 1:44.015	9 - 1:43.777	
5 - 1:46.089	10 - 1:43.067	
57	David WILD	Lola T200
1 - 2:00.798	6 - 1:42.914	11 - 2:19.436P
2 - 1:43.918	7 - 1:52.113	
3 - 1:44.258	8 - 1:43.142	
4 - 1:43.957	9 - 1:43.429	
5 - 1:42.623	10 - 1:41.897	
59	Terence TUMBER	Lola T200
1 - 2:35.093	6 - 1:51.753	11 - 1:54.327
2 - 1:55.258	7 - 1:50.629	
3 - 1:52.192	8 - 1:50.450	
4 - 1:50.654	9 - 1:53.157	
5 - 1:52.750	10 - 1:50.877	
63	Matthew STURMER	Hawke DL2A
1 - 2:17.095	6 - 1:45.835	11 - 1:49.689
2 - 1:51.890	7 - 1:45.092	
3 - 1:48.717	8 - 1:45.346	
4 - 1:47.270	9 - 1:48.401	
5 - 1:47.635	10 - 1:56.583	
66	Gregory THORNTON	Titan Mk4
1 - 2:25.279	6 - 1:45.524	11 - 1:49.581
2 - 1:46.210	7 - 1:43.731	12 - 1:44.245
3 - 1:46.699	8 - 1:43.764	
4 - 1:45.772	9 - 1:42.400	
5 - 1:44.827	10 - 1:42.990	
72	Laurence EDSCER	Merlyn Mk20A
1 - 2:32.106	6 - 1:48.599	11 - 1:52.899
2 - 1:55.989	7 - 1:48.231	
3 - 1:51.667	8 - 1:48.858	
4 - 1:50.733	9 - 1:48.836	
5 - 1:48.592	10 - 1:49.247	
75	Anthony GODDARD	Merlyn Mk20
1 - 2:16.432	6 - 1:46.346	11 - 1:46.874
2 - 1:52.432	7 - 1:46.151	
3 - 1:50.100	8 - 1:45.095	
4 - 1:48.983	9 - 1:45.446	
5 - 1:47.103	10 - 1:46.100	

Weather : Overcast / Dry

HSCC Grandstand Motor Sport Tours Historic Formula Ford Championship LAP ANALYSIS - QUALIFYING RACE 3


(contd.)

77	Chris SHARPLES	Palliser WDF1
1 - 2:11.333	6 - 1:42.212	11 - 1:45.813
2 - 1:43.972	7 - 1:45.687	12 - 1:42.971
3 - 1:43.247	8 - 1:42.433	
4 - 1:42.299	9 - 1:43.236	
5 - 1:42.928	10 - 1:41.146	
82	Paul DRAYSON	Merlyn Mk20
1 - 2:36.491	6 - 1:44.852	
2 - 1:52.588	7 - 1:45.536	
3 - 1:49.518	8 - 1:44.457	
4 - 1:49.972	9 - 1:44.013	
5 - 1:44.604	10 - 1:46.336	
85	C LILLINGSTON-PRICE	Merlyn Mk11
1 - 2:21.634	6 - 1:43.664	11 - 1:42.961
2 - 1:45.337	7 - 1:43.102	12 - 1:42.078
3 - 1:44.684	8 - 1:44.298	
4 - 1:43.895	9 - 1:42.180	
5 - 1:43.551	10 - 1:42.191	
86	George FOWLER	Macon MR8
1 - 2:06.736	6 - 1:42.076	11 - 1:41.781
2 - 1:43.526	7 - 1:42.756	12 - 1:44.019
3 - 1:42.644	8 - 1:42.784	
4 - 1:42.562	9 - 1:41.784	
5 - 1:41.366	10 - 1:42.923	
89	Gary CRITCHER	Nike Mk4/6
1 - 2:34.812	6 - 1:55.897	
2 - 2:04.779	7 - 1:54.895	
3 - 1:59.537	8 - 1:54.414	
4 - 2:00.614	9 - 1:54.229	
5 - 2:01.505	10 - 1:54.481	
93	Andrew MANSELL	Merlyn Mk11A
1 - 2:14.882	6 - 1:47.581	11 - 1:47.818
2 - 1:52.015	7 - 1:48.112	
3 - 1:50.453	8 - 1:48.054	
4 - 1:50.345	9 - 1:47.752	
5 - 1:48.971	10 - 1:48.678	
99	Jack UTLEY	Merlyn Mk20
1 - 2:35.984	6 - 1:52.870	11 - 1:49.827
2 - 2:02.044	7 - 1:53.305	
3 - 1:54.909	8 - 1:52.666	
4 - 1:54.483	9 - 1:52.590	
5 - 1:53.876	10 - 1:50.729	

Weather : Overcast / Dry

HSCC Grandstand Motor Sport Tours Historic Formula Ford Championship

GRID FOR RACE 3

ROW 11	89 CRITCHER	
ROW 10	59 TUMBER	46 BROMLEY
ROW 9	72 EDSCER	99 UTLEY
ROW 8	3 ATKINSON	93 MANSELL
ROW 7	75 GODDARD	18 CONDLIFFE
ROW 6	38 GRANT PETERKIN	63 STURMER
ROW 5	48 SCHLAEFLI	82 DRAYSON
ROW 4	66 THORNTON	44 BLADON
ROW 3	57 WILD	85 LILLINGSTON-PRICE
ROW 2	2 SLEEMAN	86 FOWLER
ROW 1	1 FOWLER	77 SHARPLES
	POLE	
		

Weather : Overcast / Dry

These results are provisional until the conclusion of any judicial and technical matters.

Brands Hatch

Circuit Length = 2.6228 miles.

Start: 10:01 End: 10:21

Clerk of Course:

Stewards:

Timekeeper:

HSCC Grandstand Motor Sport Tours Historic Formula Ford Championship

PROVISIONAL RESULT - RACE 3

POS	NO	CL	DRIVER	NAT	CAR	TIME	LAPS	GAP	MPH	BEST
1	1		Neil FOWLER		Lola T200	13:39.545	8		92.25	1:40.101
2	86		George FOWLER		Macon MR8	13:59.383	8	19.838	90.07	1:42.170
3	2		Paul SLEEMAN		Jamun T2	14:00.142	8	20.597	89.99	1:42.155
4	66		Gregory THORNTON		Titan Mk4	14:00.592	8	21.047	89.94	1:41.305
5	57		David WILD		Lola T200	14:00.647	8	21.102	89.93	1:42.714
6	82		Paul DRAYSON		Merlyn Mk20	14:06.929	8	27.384	89.27	1:42.833
7	48		Crispin SCHLAEFLI		Macon MR8	14:07.888	8	28.343	89.16	1:43.487
8	3		Chris ATKINSON		Merlyn Mk20	14:19.326	8	39.781	87.98	1:44.988
9	38		C GRANT PETERKIN		Brabham BT21	14:20.455	8	40.910	87.86	1:45.183
10	18		Mike CONDLIFFE		Alexis Mk18	14:32.232	8	52.687	86.68	1:45.905
11	93	N	Andrew MANSELL		Merlyn Mk11A	14:32.553	8	53.008	86.64	1:45.743
12	46		Mike BROMLEY		Merlyn Mk11A	14:34.038	8	54.493	86.50	1:46.274
13	72		Laurence EDSCER		Merlyn Mk20A	14:37.458	8	57.913	86.16	1:46.660
14	75		Anthony GODDARD		Merlyn Mk20	14:37.661	8	58.116	86.14	1:46.798
15	99	N	Jack UTLEY		Merlyn Mk20	14:42.262	8	1:02.717	85.69	1:47.140
16	59		Terence TUMBER		Lola T200	15:13.545	8	1:34.000	82.76	1:50.620
17	89		Gary CRITCHER		Nike Mk4/6	13:45.699	7	1 LAP	80.13	1:56.120
NOT CLASSIFIED										
44			John BLADON		Merlyn Mk11A	14:00.143	8	N.C.F.	89.99	1:42.376
85			C LILLINGSTON-PRICE		Merlyn Mk11	14:00.660	8	N.C.F.	89.93	1:42.358
63			Matthew STURMER		Hawke DL2A	14:17.584	8	N.C.F.	88.16	1:44.828
77			Chris SHARPLES		Palliser WDF1	13:08.326	7	D.N.F.	83.92	1:42.828
FASTEST LAP										
1			Neil FOWLER		Lola T200	1:40.101	5	94.32mph		151.80kph
93	N		Andrew MANSELL		Merlyn Mk11A	1:45.743	8	89.29mph		143.70kph

Car No's 44, 63 & 85 not running at Red Flag.
Weather : Overcast / Dry

Brands Hatch
Circuit Length = 2.6228 miles.
Start: 14:57 End: 15:13

Clerk of Course:	Stewards:	Timekeeper:

HSCC Grandstand Motor Sport Tours Historic Formula Ford Championship

LAP CHART FOR RACE 3

Lap 1			Lap 2			Lap 3			Lap 4			Lap 5		
No	Behind	Laptime	No	Behind	Laptime	No	Behind	Laptime	No	Behind	Laptime	No	Behind	Laptime
1		1:51.261	1		1:42.897	1		1:40.954	1		1:40.474	1		1:40.101
86	2.507	1:53.768	86	4.419	1:44.809	86	7.144	1:43.679	77	9.989	1:42.992	77	12.716	1:42.828
77	2.811	1:54.072	77	4.859	1:44.945	77	7.471	1:43.566	86	10.701	1:44.031	86	12.770	1:42.170
44	2.911	1:54.172	2	4.967	1:44.567	2	8.022	1:44.009	44	10.736	1:43.102	2	13.572	1:42.319
2	3.297	1:54.558	44	5.087	1:45.073	44	8.108	1:43.975	2	11.354	1:43.806	44	13.610	1:42.975
57	3.607	1:54.868	57	5.567	1:44.857	85	9.389	1:44.670	85	12.458	1:43.543	57	15.328	1:42.881
85	4.031	1:55.292	85	5.673	1:44.539	57	9.570	1:44.957	57	12.548	1:43.452	85	16.210	1:43.853
48	4.738	1:55.999	48	6.630	1:44.789	48	10.820	1:45.144	48	13.833	1:43.487	66	17.263	1:43.172
38	5.248	1:56.509	38	7.905	1:45.554	82	12.068	1:44.654	66	14.192	1:42.559	48	19.452	1:45.720
82	5.800	1:57.061	82	8.368	1:45.465	66	12.107	1:44.130	82	16.148	1:44.554	82	19.713	1:43.666
66	6.150	1:57.411	66	8.931	1:45.678	3	13.831	1:44.988	3	19.462	1:46.105	3	25.246	1:45.885
3	6.489	1:57.750	3	9.797	1:46.205	63	15.046	1:45.356	63	19.761	1:45.189	63	25.840	1:46.180
63	7.465	1:58.726	63	10.644	1:46.076	38	16.328	1:49.377	38	22.676	1:46.822	38	28.163	1:45.588
75	8.792	2:00.053	18	14.496	1:47.945	18	22.405	1:48.863	18	29.357	1:47.426	18	36.954	1:47.698
18	9.448	2:00.709	75	15.564	1:49.669	93	23.380	1:48.664	93	30.290	1:47.384	93	37.497	1:47.308
93	10.147	2:01.408	93	15.670	1:48.420	75	25.499	1:50.889	46	32.428	1:47.347	46	38.849	1:46.522
46	10.826	2:02.087	46	16.237	1:48.308	46	25.555	1:50.272	75	33.460	1:48.435	75	40.310	1:46.951
72	11.308	2:02.569	72	16.989	1:48.578	72	26.204	1:50.169	72	33.924	1:48.194	72	40.815	1:46.992
99	12.141	2:03.402	99	18.750	1:49.506	99	26.692	1:48.896	99	34.922	1:48.704	99	42.850	1:48.029
59	13.397	2:04.658	59	21.120	1:50.620	59	34.373	1:54.207	59	46.758	1:52.859	59	59.938	1:53.281
89	15.609	2:06.870	89	29.197	1:56.485	89	44.363	1:56.120	89	1:00.173	1:56.284	89	1:16.602	1:56.530

Weather : Overcast / Dry

HSCC Grandstand Motor Sport Tours Historic Formula Ford Championship

LAP CHART FOR RACE 3

(contd.)

Lap 6			Lap 7			Lap 8			Lap 9			Lap 10		
No	Behind	Laptime	No	Behind	Laptime	No	Behind	Laptime	No	Behind	Laptime	No	Behind	Laptime
1		1:40.552	1		1:41.325	1		1:41.981						
77	16.367	1:44.203	86	17.953	1:42.658	89	1 LAP	1:57.290						
86	16.620	1:44.402	2	18.103	1:42.155	86	19.838	1:43.866						
2	17.273	1:44.253	44	18.434	1:42.376	2	20.597	1:44.475						
44	17.383	1:44.325	57	18.929	1:42.764	44	20.596	1:44.143						
57	17.490	1:42.714	66	19.136	1:42.445	66	21.047	1:43.892						
85	18.016	1:42.358	85	19.888	1:43.197	57	21.102	1:44.154						
66	18.016	1:41.305	82	26.532	1:45.101	85	21.115	1:43.208						
48	22.485	1:43.585	48	26.723	1:45.563	82	27.384	1:42.833						
82	22.756	1:43.595	63	34.618	1:45.827	48	28.343	1:43.601						
63	30.116	1:44.828	3	35.742	1:46.390	63	38.039	1:45.402						
3	30.677	1:45.983	38	37.708	1:45.810	3	39.781	1:46.020						
38	33.223	1:45.612	18	48.763	1:46.485	38	40.910	1:45.183						
18	43.603	1:47.201	93	49.246	1:46.446	18	52.687	1:45.905						
93	44.125	1:47.180	46	49.860	1:46.614	93	53.008	1:45.743						
46	44.571	1:46.274	72	52.767	1:46.660	46	54.493	1:46.614						
72	47.432	1:47.169	75	53.276	1:46.798	72	57.913	1:47.127						
75	47.803	1:48.045	99	56.464	1:47.140	75	58.116	1:46.821						
99	50.649	1:48.351	77	1:10.762	2:35.720P	99	1:02.717	1:48.234						
59	1:11.950	1:52.564	59	1:23.747	1:53.122	59	1:34.000	1:52.234						
89	1:32.170	1:56.120												

Weather : Overcast / Dry

HSCC/HRSR Bates IT Historic Saloon Car Championship

QUALIFYING FOR RACE 4

POS	NO	CL	DRIVER	NAT	CAR	TIME	LAPS	GAP	MPH
1	69	C	Bob BULLEN		Ford Anglia 105E	1:50.355	11		85.56
2	11	K1	Richard STYLES		Ford Mustang	1:50.552	8	0.197	85.40
3	6	K1	James TUCK		Ford Falcon Sprint	1:51.194	10	0.839	84.91
4	35	B	James DODD		Alfa Romeo Guilia	1:51.659	9	1.304	84.56
5	12	K1	Chris CHILES Snr		Ford Mustang	1:51.874	9	1.519	84.39
6	77	D	Roger EBDON		Morris Mini Cooper	1:52.894	10	2.539	83.63
7	31	B	Les ELY		BMW 2000	1:52.959	9	2.604	83.58
8	57	C	Jonathan GOMM		Ford Lotus Cortina	1:53.904	5	3.549	82.89
9	52	C	Peter ERGIS		Ford Cortina GT	1:54.398	10	4.043	82.53
10	41	C	Tony FIELDING		Ford Anglia 105E	1:54.825	10	4.470	82.23
11	51	K3	Michael WRIGLEY		Ford Lotus Cortina	1:55.274	6	4.919	81.91
12	50	C	Steve READ		Ford Anglia 105E	1:56.193	3	5.838	81.26
13	54	C	Neil WOOD		Ford Anglia 105E	1:56.242	10	5.887	81.22
14	49	C	Peter HORE		Lotus Cortina	1:56.704	9	6.349	80.90
15	97	E	Mike HANNA		Hillman Imp	1:57.020	10	6.665	80.68
16	27	K	Roger COPE		BMW 1800Ti	1:57.146	4	6.791	80.60
17	87	E	Simon BENOY		Sunbeam Imp	1:57.616	10	7.261	80.27
18	89	E	Adrian OLIVER		Hillman Imp	1:58.855	10	8.500	79.44
19	62	K3	Nick SAVAGE		Alfa Romeo GTA	2:01.502	10	11.147	77.71
20	20	A	Nigel KING		Ford Galaxie	2:05.835	8	15.480	75.03
21	42	B	Geoffrey HOODLESS		Alfa Romeo Giulia	2:05.845	9	15.490	75.02
22	95	E	Shaun HAZLEWOOD		Hillman Imp	2:06.728	6	16.373	74.50
23	93	E	Graham MARTIN		Singer Chamois	2:07.077	3	16.722	74.30
24	68	C	Richard CROSS		Riley 1.5	2:12.491	9	22.136	71.26
25	96	E	Timothy BROOK		Austin Mini Cooper	2:13.050	9	22.695	70.96
26	88	E	Ian CONWAY		Austin A40 Farina	2:14.328	6	23.973	70.29
27	45	C	Tony MASCHIO		Alfa Romeo Giulia GT	2:15.767	5	25.412	69.54

Car No's 6, 20, 27, 41, 50, 51 & 93 need transponders please.

Weather : Overcast / Dry

These results are provisional until the conclusion of any judicial and technical matters.

Brands Hatch

Circuit Length = 2.6228 miles.

Start: 10:28 End: 10:48

Clerk of Course:	Stewards:	Timekeeper:
------------------	-----------	-------------

HSCC/HRSR Bates IT Historic Saloon Car Championship LAP ANALYSIS - QUALIFYING RACE 4

6	James TUCK	Ford Falcon Sprint
1 -	3:34.176	6 - 1:52.917
2 -	2:12.689	7 - 2:07.340
3 -	2:08.476	8 - 2:04.424
4 -	1:53.734	9 - 1:53.411
5 -	1:53.436	10 - 1:51.194
11	Richard STYLES	Ford Mustang
1 -	6:50.697	6 - 2:01.757
2 -	1:53.752	7 - 1:50.552
3 -	1:52.336	8 - 1:50.836
4 -	1:51.935	
5 -	3:16.033P	
12	Chris CHILES Snr	Ford Mustang
1 -	2:47.771	6 - 1:51.874
2 -	1:56.675	7 - 4:58.995P
3 -	1:53.465	8 - 2:02.856
4 -	1:52.683	9 - 1:52.808
5 -	1:51.942	
20	Nigel KING	Ford Galaxie
1 -	2:37.248	6 - 2:05.835
2 -	3:15.211P	7 - 3:17.700P
3 -	2:15.281	8 - 3:20.336P
4 -	2:06.754	
5 -	2:06.839	
27	Roger COPE	BMW 1800Ti
1 -	2:32.968	
2 -	1:57.146	
3 -	3:58.394P	
4 -	5:09.065P	
31	Les ELY	BMW 2000
1 -	2:17.464	6 - 1:53.227
2 -	1:55.162	7 - 1:53.892
3 -	1:55.392	8 - 1:54.451
4 -	1:54.402	9 - 2:36.955P
5 -	1:52.959	
35	James DODD	Alfa Romeo Guilvia
1 -	2:09.757	6 - 1:51.659
2 -	1:54.974	7 - 1:53.026
3 -	1:52.086	8 - 2:11.556
4 -	1:52.102	9 - 1:58.784
5 -	1:52.637	

Car No's 6, 20, 27, 41, 50, 51 & 93 need transponders please.
Weather : Overcast / Dry

Brands Hatch
Circuit Length = 2.6228 miles.
Start: 10:28 End: 10:48

HSCC/HRSR Bates IT Historic Saloon Car Championship

LAP ANALYSIS - QUALIFYING RACE 4

(contd.)

41	Tony FIELDING	Ford Anglia 105E
1 -	2:45.696	6 - 1:55.673
2 -	1:58.670	7 - 1:55.851
3 -	1:57.178	8 - 1:56.202
4 -	1:57.295	9 - 1:55.099
5 -	1:58.689	10 - 1:54.825
42	Geoffrey HOODLESS	Alfa Romeo Giulia
1 -	3:06.326	6 - 2:07.850
2 -	2:09.508	7 - 2:07.636
3 -	2:08.280	8 - 2:06.563
4 -	2:07.247	9 - 2:05.845
5 -	2:06.735	
45	Tony MASCHIO	Alfa Romeo Giulia GT
1 -	3:01.208	
2 -	2:15.767	
3 -	2:26.399	
4 -	2:26.686	
5 -	6:16.170P	
49	Peter HORE	Lotus Cortina
1 -	2:20.920	6 - 1:59.547
2 -	2:00.665	7 - 2:00.984
3 -	1:57.651	8 - 1:56.704
4 -	1:57.578	9 - 2:30.932P
5 -	1:58.098	
50	Steve READ	Ford Anglia 105E
1 -	2:26.719	
2 -	1:57.857	
3 -	1:56.193	
51	Michael WRIGLEY	Ford Lotus Cortina
1 -	3:01.063	6 - 2:06.852
2 -	1:59.281	
3 -	1:56.682	
4 -	1:55.274	
5 -	3:20.398P	
52	Peter ERGIS	Ford Cortina GT
1 -	2:35.651	6 - 1:56.104
2 -	1:57.315	7 - 1:55.912
3 -	1:54.398	8 - 1:54.860
4 -	3:05.819	9 - 1:55.035
5 -	1:56.610	10 - 1:54.487

Car No's 6, 20, 27, 41, 50, 51 & 93 need transponders please.
Weather : Overcast / Dry

Brands Hatch
Circuit Length = 2.6228 miles.
Start: 10:28 End: 10:48

HSCC/HRSR Bates IT Historic Saloon Car Championship

LAP ANALYSIS - QUALIFYING RACE 4

(contd.)

54	Neil WOOD	Ford Anglia 105E
1 - 2:57.302	6 - 1:56.275	
2 - 2:04.824	7 - 1:57.027	
3 - 2:01.525	8 - 1:56.242	
4 - 1:59.473	9 - 1:56.848	
5 - 1:58.390	10 - 1:56.468	
57	Jonathan GOMM	Ford Lotus Cortina
1 - 2:21.158		
2 - 1:59.589		
3 - 1:54.963		
4 - 1:53.904		
5 - 1:55.339		
62	Nick SAVAGE	Alfa Romeo GTA
1 - 2:58.151	6 - 2:06.095	
2 - 2:08.098	7 - 2:02.378	
3 - 2:05.575	8 - 2:02.527	
4 - 2:08.084	9 - 2:01.972	
5 - 2:03.655	10 - 2:01.502	
68	Richard CROSS	Riley 1.5
1 - 2:33.877	6 - 2:14.156	
2 - 2:16.041	7 - 2:13.131	
3 - 2:14.041	8 - 2:13.844	
4 - 2:19.794	9 - 2:12.491	
5 - 2:16.070		
69	Bob BULLEN	Ford Anglia 105E
1 - 2:36.058	6 - 1:55.575	11 - 2:05.473
2 - 1:59.241	7 - 1:51.840	
3 - 1:54.150	8 - 1:50.355	
4 - 1:54.603	9 - 1:55.116	
5 - 1:52.411	10 - 1:56.054	
77	Roger EBDON	Morris Mini Cooper
1 - 2:50.573	6 - 1:54.335	
2 - 1:58.915	7 - 1:53.954	
3 - 1:55.534	8 - 1:54.977	
4 - 1:54.643	9 - 1:53.450	
5 - 2:12.254	10 - 1:52.894	
87	Simon BENOY	Sunbeam Imp
1 - 2:21.290	6 - 1:59.303	
2 - 2:03.566	7 - 1:58.847	
3 - 1:59.739	8 - 1:58.998	
4 - 1:59.785	9 - 1:57.881	
5 - 1:58.428	10 - 1:57.616	

Car No's 6, 20, 27, 41, 50, 51 & 93 need transponders please.
Weather : Overcast / Dry

Brands Hatch
Circuit Length = 2.6228 miles.
Start: 10:28 End: 10:48

HSCC/HRSR Bates IT Historic Saloon Car Championship

LAP ANALYSIS - QUALIFYING RACE 4

(contd.)


88	Ian CONWAY	Austin A40 Farina
1 - 2:32.753	6 - 2:58.286P	
2 - 2:14.759		
3 - 2:14.328		
4 - 2:27.718		
5 - 2:14.544		
89	Adrian OLIVER	Hillman Imp
1 - 2:45.589	6 - 2:00.913	
2 - 2:02.833	7 - 2:00.564	
3 - 2:02.135	8 - 1:58.855	
4 - 2:03.088	9 - 2:00.144	
5 - 2:00.988	10 - 2:01.113	
93	Graham MARTIN	Singer Chamois
1 - 2:46.102		
2 - 2:08.741		
3 - 2:07.077		
95	Shaun HAZLEWOOD	Hillman Imp
1 - 2:45.466	6 - 2:06.728	
2 - 2:15.195		
3 - 2:10.222		
4 - 2:14.963		
5 - 2:07.234		
96	Timothy BROOK	Austin Mini Cooper
1 - 2:48.428	6 - 2:16.514	
2 - 2:16.729	7 - 2:15.363	
3 - 2:18.566	8 - 2:16.045	
4 - 2:21.569	9 - 2:13.050	
5 - 2:16.896		
97	Mike HANNA	Hillman Imp
1 - 3:10.925	6 - 2:01.426	
2 - 2:08.999	7 - 1:58.995	
3 - 2:04.363	8 - 1:58.213	
4 - 2:03.057	9 - 1:57.696	
5 - 2:00.185	10 - 1:57.020	

Car No's 6, 20, 27, 41, 50, 51 & 93 need transponders please.
Weather : Overcast / Dry

Brands Hatch
Circuit Length = 2.6228 miles.
Start: 10:28 End: 10:48

HSCC/HRSR Bates IT Historic Saloon Car Championship

GRID FOR RACE 4

ROW 14	45	MASCHIO	
ROW 13	96	BROOK	88 CONWAY
ROW 12	93	MARTIN	68 CROSS
ROW 11	42	HOODLESS	95 HAZLEWOOD
ROW 10	62	SAVAGE	20 KING
ROW 9	87	BENOY	89 OLIVER
ROW 8	97	HANNA	27 COPE
ROW 7	54	WOOD	49 HORE
ROW 6	51	WRIGLEY	50 READ
ROW 5	52	ERGIS	41 FIELDING
ROW 4	31	ELY	57 GOMM
ROW 3	12	CHILES	77 EBDON
ROW 2	6	TUCK	35 DODD
ROW 1	69	BULLEN	11 STYLES
POLE			
			

Car No's 6, 20, 27, 41, 50, 51 & 93 need transponders please.

Weather : Overcast / Dry

These results are provisional until the conclusion of any judicial and technical matters.

Brands Hatch

Circuit Length = 2.6228 miles.

Start: 10:28 End: 10:48

Clerk of Course:	Stewards:	Timekeeper:

HSCC/HRSR Bates IT Historic Saloon Car Championship

PROVISIONAL RESULT - RACE 4

POS	NO	CL	DRIVER	NAT	CAR	TIME	LAPS	GAP	MPH	BEST
1	35	B	James DODD		Alfa Romeo Guilia	20:42.552	11		83.64	1:50.478
2	12	K1	Chris CHILES Snr		Ford Mustang	20:53.168	11	10.616	82.93	1:51.583
3	6	K1	James TUCK		Ford Falcon Sprint	20:57.348	11	14.796	82.65	1:51.664
4	31	B	Les ELY		BMW 2000	20:57.681	11	15.129	82.63	1:52.156
5	69	C	Bob BULLEN		Ford Anglia 105E	20:58.719	11	16.167	82.56	1:51.917
6	11	K1	Richard STYLES		Ford Mustang	21:11.732	11	29.180	81.72	1:52.869
7	51	K3	Michael WRIGLEY		Ford Lotus Cortina	21:15.183	11	32.631	81.50	1:53.317
8	54	C	Neil WOOD		Ford Anglia 105E	21:18.152	11	35.600	81.31	1:54.094
9	52	C	Peter ERGIS		Ford Cortina GT	21:22.674	11	40.122	81.02	1:53.034
10	77	D	Roger EBDON		Morris Mini Cooper	21:23.036	11	40.484	81.00	1:54.282
11	49	C	Peter HORE		Lotus Cortina	21:58.837	11	1:16.285	78.80	1:57.046
12	97	E	Mike HANNA		Hillman Imp	21:59.386	11	1:16.834	78.77	1:56.841
13	89	E	Adrian OLIVER		Hillman Imp	22:02.486	11	1:19.934	78.58	1:57.304
14	87	E	Simon BENOY		Sunbeam Imp	22:23.409	11	1:40.857	77.36	1:57.750
15	62	K3	Nick SAVAGE		Alfa Romeo GTA	21:15.893	10	1 LAP	74.05	2:04.017
16	42	B	Geoffrey HOODLESS		Alfa Romeo Giulia	21:26.971	10	1 LAP	73.42	2:05.446
17	68	C	Richard CROSS		Riley 1.5	22:35.714	10	1 LAP	69.69	2:10.040
18	96	E	Timothy BROOK		Austin Mini Cooper	22:52.127	10	1 LAP	68.86	2:11.902

NOT CLASSIFIED

88	E	Ian CONWAY		Austin A40 Farina	19:58.321	9	D.N.F.	70.97	2:09.427
95	E	Shaun HAZLEWOOD		Hillman Imp	6:33.382	3	D.N.F.	72.18	2:06.600
41	C	Tony FIELDING		Ford Anglia 105E	4:09.979	2	D.N.F.	75.81	2:00.240
57	C	Jonathan GOMM		Ford Lotus Cortina	2:06.925	1	D.N.F.	74.93	2:06.925
27	K2	Roger COPE		BMW 1800Ti	2:15.432	1	D.N.F.	70.22	2:15.432
20	A	Nigel KING		Ford Galaxie	4:45.477	1	D.N.F.	33.31	

FASTEST LAP

35	B	James DODD		Alfa Romeo Guilia	1:50.478	5	85.46mph	137.54kph
12	K1	Chris CHILES Snr		Ford Mustang	1:51.583	6	84.61mph	136.18kph
69	C	Bob BULLEN		Ford Anglia 105E	1:51.917	6	84.36mph	135.77kph
51	K3	Michael WRIGLEY		Ford Lotus Cortina	1:53.317	8	83.32mph	134.09kph
77	D	Roger EBDON		Morris Mini Cooper	1:54.282	8	82.62mph	132.96kph
97	E	Mike HANNA		Hillman Imp	1:56.841	8	80.81mph	130.05kph
27	K2	Roger COPE		BMW 1800Ti	2:15.432	1	70.22mph	113.01kph

Weather : Overcast / Dry

These results are provisional until the conclusion of any judicial and technical matters.

Brands Hatch

Circuit Length = 2.6228 miles.

Start: 15:39 End: 15:59

Clerk of Course:	Stewards:	Timekeeper:
------------------	-----------	-------------

HSCC/HRSR Bates IT Historic Saloon Car Championship

LAP CHART FOR RACE 4

Lap 1			Lap 2			Lap 3			Lap 4			Lap 5		
No	Behind	Laptime	No	Behind	Laptime	No	Behind	Laptime	No	Behind	Laptime	No	Behind	Laptime
69		2:02.639	35		1:52.103	35		1:51.187	35		1:50.906	35		1:50.478
12	0.145	2:02.784	12	1.577	1:53.850	12	2.061	1:51.671	12	3.393	1:52.238	12	5.063	1:52.148
6	0.302	2:02.941	6	2.497	1:54.613	6	3.676	1:52.366	6	5.546	1:52.776	6	6.856	1:51.788
35	0.315	2:02.954	69	3.258	1:55.676	31	5.601	1:53.115	31	7.656	1:52.961	31	9.656	1:52.478
31	1.384	2:04.023	31	3.673	1:54.707	69	6.245	1:54.174	69	8.660	1:53.321	69	10.697	1:52.515
11	1.783	2:04.422	11	4.271	1:54.906	11	7.068	1:53.984	11	9.333	1:53.171	11	11.724	1:52.869
54	3.116	2:05.755	54	5.592	1:54.894	54	8.499	1:54.094	51	11.958	1:54.157	51	16.607	1:55.127
51	3.799	2:06.438	51	5.732	1:54.351	51	8.707	1:54.162	54	12.180	1:54.587	54	17.318	1:55.616
57	4.286	2:06.925	77	7.897	1:54.928	77	12.474	1:55.764	77	16.161	1:54.593	77	20.439	1:54.756
77	5.387	2:08.026	52	10.646	1:56.189	52	15.325	1:55.866	52	19.189	1:54.770	52	23.315	1:54.604
52	6.875	2:09.514	49	14.122	1:58.442	49	21.498	1:58.563	49	29.090	1:58.498	49	37.187	1:58.575
41	7.100	2:09.739	41	14.922	2:00.240	97	22.314	1:58.362	97	29.912	1:58.504	97	38.461	1:59.027
49	8.098	2:10.737	97	15.139	1:58.671	89	24.999	1:59.024	89	31.521	1:57.428	89	38.569	1:57.526
97	8.886	2:11.525	89	17.162	1:59.810	87	37.181	2:11.010	87	44.025	1:57.750	87	51.711	1:58.164
87	9.162	2:11.801	87	17.358	2:00.614	95	47.138	2:07.247	62	1:03.569	2:06.795	62	1:17.436	2:04.345
89	9.770	2:12.409	95	31.078	2:06.600	62	47.680	2:07.290	42	1:05.113	2:05.953	42	1:20.081	2:05.446
27	12.793	2:15.432	62	31.577	2:06.608	42	50.066	2:08.250	88	1:19.919	2:09.787	88	1:39.098	2:09.657
95	16.896	2:19.535	42	33.003	2:06.933	88	1:01.038	2:09.427	68	1:24.009	2:11.551	68	1:44.804	2:11.273
62	17.387	2:20.026	88	42.798	2:10.930	68	1:03.364	2:10.040	96	1:37.144	2:16.181			
42	18.488	2:21.127	68	44.511	2:10.612	96	1:11.869	2:14.751						
88	24.286	2:26.925	96	48.305	2:12.863									
68	26.317	2:28.956	20	1 LAP	4:45.477P									
96	27.860	2:30.499												

Weather : Overcast / Dry

HSCC/HRSR Bates IT Historic Saloon Car Championship

LAP CHART FOR RACE 4

(contd.)

Lap 6			Lap 7			Lap 8			Lap 9			Lap 10		
No	Behind	Laptime	No	Behind	Laptime	No	Behind	Laptime	No	Behind	Laptime	No	Behind	Laptime
35		1:50.707	35		1:51.077	35		1:50.829	35		1:52.198	35		1:53.914
12	5.939	1:51.583	12	7.637	1:52.775	12	8.468	1:51.660	62	1 LAP	2:04.055	12	9.860	1:53.798
6	7.813	1:51.664	88	1 LAP	2:10.804	6	10.579	1:52.132	12	9.976	1:53.706	6	11.980	1:54.493
96	1 LAP	2:15.006	6	9.276	1:52.540	31	14.705	1:53.151	6	11.401	1:53.020	31	14.758	1:53.518
31	11.304	1:52.355	31	12.383	1:52.156	69	15.581	1:53.288	42	1 LAP	2:07.061	69	15.593	1:53.631
69	11.907	1:51.917	69	13.122	1:52.292	11	20.104	1:54.001	31	15.154	1:52.647	62	1 LAP	2:08.022
11	14.641	1:53.624	11	16.932	1:53.368	51	25.605	1:53.317	69	15.876	1:52.493	11	24.600	1:56.722
51	19.865	1:53.965	68	1 LAP	2:14.861	54	27.367	1:54.098	11	21.792	1:53.886	42	1 LAP	2:07.857
54	20.878	1:54.267	51	23.117	1:54.329	77	31.340	1:54.282	51	27.659	1:54.252	51	28.312	1:54.567
77	24.319	1:54.587	54	24.098	1:54.297	52	31.588	1:53.986	54	30.109	1:54.940	54	32.372	1:56.177
52	25.642	1:53.034	77	27.887	1:54.645	88	1 LAP	2:14.698	52	34.437	1:55.047	52	35.582	1:55.059
49	44.703	1:58.223	52	28.431	1:53.866	68	1 LAP	2:12.910	77	35.535	1:56.393	77	37.088	1:55.467
97	45.716	1:57.962	96	1 LAP	2:11.902	96	1 LAP	2:13.125	88	1 LAP	2:12.059	49	1:08.960	1:59.364
89	46.047	1:58.185	49	51.577	1:57.951	49	57.794	1:57.046	68	1 LAP	2:11.334	97	1:10.279	1:59.533
87	59.891	1:58.887	97	52.826	1:58.187	97	58.838	1:56.841	49	1:03.510	1:57.914	89	1:11.910	2:00.328
62	1:30.746	2:04.017	89	53.275	1:58.305	89	59.750	1:57.304	97	1:04.660	1:58.020	88	1 LAP	2:14.034
42	1:35.100	2:05.726	87	1:06.824	1:58.010	87	1:13.789	1:57.794	89	1:05.496	1:57.944	68	1 LAP	2:12.576
			62	1:43.902	2:04.233				96	1 LAP	2:14.147	87	1:28.672	2:00.902
			42	1:49.599	2:05.576				87	1:21.684	2:00.093	96	1 LAP	2:14.076

Weather : Overcast / Dry

HSCC/HRSR Bates IT Historic Saloon Car Championship

LAP CHART FOR RACE 4

(contd.)

Lap 11			Lap 12			Lap 13			Lap 14			Lap 15		
No	Behind	Laptime	No	Behind	Laptime	No	Behind	Laptime	No	Behind	Laptime	No	Behind	Laptime
35		1:56.199												
12	10.616	1:56.955												
6	14.796	1:59.015												
31	15.129	1:56.570												
69	16.167	1:56.773												
11	29.180	2:00.779												
51	32.631	2:00.518												
62	1 LAP	2:10.502												
54	35.600	1:59.427												
52	40.122	2:00.739												
77	40.484	1:59.595												
42	1 LAP	2:13.042												
49	1:16.285	2:03.524												
97	1:16.834	2:02.754												
89	1:19.934	2:04.223												
87	1:40.857	2:08.384												
68	1 LAP	2:31.601												
96	1 LAP	2:29.577												

Weather : Overcast / Dry

Grand Prix Masters QUALIFYING FOR RACE 5

POS	NO	CL	DRIVER	NAT	CAR	TIME	LAPS	GAP	MPH
1	10	LAU	Peter WILLIAMS		March 761	1:24.753	14		111.40
2	20	LAU	Peter WUENSCH		Wolf WR1	1:25.059	16	0.306	111.00
3	30	LAU	Mike WRIGLEY		Hesketh 308E	1:25.404	15	0.651	110.55
4	16	LAU	Chris PERKINS		Surtees TS16	1:26.487	10	1.734	109.17
5	7	FIT	James HANSON		Amon F101	1:27.607	9	2.854	107.77
6	3	STE	John DELANE		Tyrrell 001	1:30.029	11	5.276	104.87
7	21	LAU	Nick RINI		Surtees TS19	1:30.892	16	6.139	103.88
8	2	STE	Alistair MORRISON		Lotus 72	1:30.959	10	6.206	103.80
9	26	LAU	Frank LYONS		McLaren M26	1:31.883	10	7.130	102.76
10	11	LAU	Lorina McLAUGHLIN		McLaren M23	1:32.502	16	7.749	102.07
11	38	LAU	Graham WILCOX		Hesketh 308C	1:34.439	15	9.686	99.98
12	1	FIT	Jean Louis DURET		Lotus 76	1:35.204	4	10.451	99.17
13	126	CLA	Brad KRAUSE		BRM P126	1:36.955	15	12.202	97.38
14	56	FIT	David BROWN		March 721	1:41.803	13	17.050	92.74
15	24	LAU	Judy LYONS		Hesketh 308E	1:58.635	13	33.882	79.58
16	35	LAU	Peter DUNN		March 761	3:15.527	6	1:50.774	48.29

Car No 7 needs a transponder please. Car no 35 first 4 laps discounted - Reserve Car
Weather : Overcast / Dry
These results are provisional until the conclusion of any judicial and technical matters.

Brands Hatch
 Circuit Length = 2.6228 miles.
 Start: 11:00 End: 11:34

Clerk of Course:	Stewards:	Timekeeper:
------------------	-----------	-------------

Grand Prix Masters

LAP ANALYSIS - QUALIFYING RACE 5

1	Jean Louis DURET	Lotus 76
1 - 2:07.102 2 - 1:37.352 3 - 1:35.839 4 - 1:35.204		
2	Alistair MORRISON	Lotus 72
1 - 5:18.783 6 - 1:32.108 2 - 1:46.564 7 - 1:32.848 3 - X:00.000P 8 - 1:32.178 4 - 1:48.162 9 - 1:30.959 5 - 1:35.672 10 - 1:32.621		
3	John DELANE	Tyrrell 001
1 - 2:02.623 6 - 1:52.150 11 - 1:30.029 2 - 1:36.928 7 - 1:33.304 3 - 1:35.908 8 - 1:31.634 4 - 1:31.846 9 - 1:30.749 5 - X:00.000P 10 - 1:31.586		
7	James HANSON	Amon F101
1 - 4:33.001 6 - 1:29.247 2 - 1:32.297 7 - 1:29.586 3 - X:00.000P 8 - 1:28.399 4 - 1:42.690 9 - 1:27.607 5 - 1:29.971		
10	Peter WILLIAMS	March 761
1 - 1:54.305 6 - 1:47.358 11 - 1:45.326 2 - 1:32.920 7 - 1:26.214 12 - 1:29.460 3 - 1:26.344 8 - 1:25.472 13 - 1:28.750 4 - 1:26.667 9 - 1:25.152 14 - 1:24.753 5 - X:00.000P 10 - 3:29.798P		
11	Lorina McLAUGHLIN	McLaren M23
1 - 2:13.947 6 - 1:54.413 11 - 1:34.885 16 - 1:32.502 2 - 1:47.285 7 - 1:42.564 12 - 1:34.807 3 - 1:40.253 8 - 1:44.158 13 - 1:34.730 4 - 1:39.364 9 - 1:40.423 14 - 1:45.939 5 - X:00.000P 10 - 1:37.335 15 - 1:34.553		
16	Chris PERKINS	Surtees TS16
1 - 1:46.293 6 - 1:36.876 2 - 1:30.571 7 - 1:27.681 3 - 1:30.022 8 - 1:26.656 4 - 1:27.730 9 - 1:26.489 5 - X:00.000P 10 - 1:26.487		

Car No 7 needs a transponder please. Car no 35 first 4 laps discounted - Reserve Car
 Weather : Overcast / Dry

Brands Hatch
 Circuit Length = 2.6228 miles.
 Start: 11:00 End: 11:34

Grand Prix Masters

LAP ANALYSIS - QUALIFYING RACE 5

(contd.)

20	Peter WUENSCH	Wolf WR1					
1 -	1:51.864	6 -	1:41.195	11 -	1:26.522	16 -	1:25.059
2 -	1:27.139	7 -	1:26.301	12 -	1:26.081		
3 -	1:28.287	8 -	1:25.130	13 -	1:27.924		
4 -	1:27.759	9 -	1:25.837	14 -	1:31.578		
5 -	X:00.000P	10 -	1:25.650	15 -	1:28.404		
21	Nick RINI	Surtees TS19					
1 -	2:03.613	6 -	1:44.324	11 -	1:30.892	16 -	1:31.907
2 -	1:36.582	7 -	1:33.884	12 -	1:35.498		
3 -	1:35.621	8 -	1:34.135	13 -	1:34.542		
4 -	1:32.774	9 -	1:35.700	14 -	1:33.784		
5 -	X:00.000P	10 -	1:34.162	15 -	1:31.283		
24	Judy LYONS	Hesketh 308E					
1 -	3:05.882	6 -	2:04.407	11 -	2:00.550		
2 -	2:15.428	7 -	2:05.818	12 -	2:05.634		
3 -	2:11.004	8 -	2:08.968	13 -	1:58.635		
4 -	9:53.621P	9 -	2:02.258				
5 -	2:19.082	10 -	2:03.644				
26	Frank LYONS	McLaren M26					
1 -	2:13.630	6 -	1:42.525				
2 -	1:34.573	7 -	1:32.922				
3 -	1:34.050	8 -	1:31.989				
4 -	1:32.727	9 -	1:37.747				
5 -	X:00.000P	10 -	1:31.883				
30	Mike WRIGLEY	Hesketh 308E					
1 -	3:31.991	6 -	1:27.178	11 -	1:25.550		
2 -	1:40.850	7 -	1:25.873	12 -	1:25.615		
3 -	1:30.346	8 -	1:36.966	13 -	3:07.554P		
4 -	X:00.000P	9 -	1:25.404	14 -	1:36.988		
5 -	1:46.781	10 -	1:30.802	15 -	1:25.906		
35	Peter DUNN	March 761					
1 -	2:42.719D	6 -	3:15.527P				
2 -	1:37.702D						
3 -	1:30.988D						
4 -	1:30.061D						
5 -	X:00.000P						
38	Graham WILCOX	Hesketh 308C					
1 -	2:28.139	6 -	1:38.734	11 -	1:36.439		
2 -	1:52.693	7 -	1:38.798	12 -	1:36.743		
3 -	1:46.180	8 -	1:36.068	13 -	1:41.139		
4 -	X:00.000P	9 -	1:36.178	14 -	1:37.435		
5 -	1:53.583	10 -	1:39.997	15 -	1:34.439		

Car No 7 needs a transponder please. Car no 35 first 4 laps discounted - Reserve Car
Weather : Overcast / Dry

Brands Hatch
Circuit Length = 2.6228 miles.
Start: 11:00 End: 11:34

**Grand Prix Masters
LAP ANALYSIS - QUALIFYING RACE 5**

(contd.)


56	David BROWN	March 721			
1 -	2:24.964	6 -	1:44.300	11 -	1:44.697
2 -	2:04.038	7 -	1:42.258	12 -	1:44.572
3 -	1:56.908	8 -	1:42.196	13 -	1:41.803
4 -	X:00.000P	9 -	1:46.021		
5 -	1:59.199	10 -	1:42.759		
126	Brad KRAUSE	BRM P126			
1 -	2:14.565	6 -	1:37.928	11 -	1:37.570
2 -	3:17.202	7 -	1:36.955	12 -	1:37.889
3 -	1:42.746	8 -	1:39.260	13 -	1:37.940
4 -	X:00.000P	9 -	1:37.407	14 -	1:38.918
5 -	1:49.916	10 -	1:38.134	15 -	1:38.417

Car No 7 needs a transponder please. Car no 35 first 4 laps discounted - Reserve Car
Weather : Overcast / Dry

Brands Hatch
Circuit Length = 2.6228 miles.
Start: 11:00 End: 11:34

Grand Prix Masters

GRID FOR RACE 5

ROW 8	24 LYONS	35 DUNN
ROW 7	126 KRAUSE	56 BROWN
ROW 6	38 WILCOX	1 DURET
ROW 5	26 LYONS	11 McLAUGHLIN
ROW 4	21 RINI	2 MORRISON
ROW 3	7 HANSON	3 DELANE
ROW 2	30 WRIGLEY	16 PERKINS
ROW 1	10 WILLIAMS	20 WUENSCH
	POLE	
		

Car No 7 needs a transponder please. Car no 35 first 4 laps discounted - Reserve Car
Weather : Overcast / Dry
These results are provisional until the conclusion of any judicial and technical matters.

Brands Hatch
 Circuit Length = 2.6228 miles.
 Start: 11:00 End: 11:34

Clerk of Course:	Stewards:	Timekeeper:
------------------	-----------	-------------

Grand Prix Masters

PROVISIONAL RESULT - RACE 5

POS	NO	CL	DRIVER	NAT	CAR	TIME	LAPS	GAP	MPH	BEST
1	16	LAU	Chris PERKINS		Surtees TS16	24:02.987	14		91.65	1:32.002
2	30	LAU	Mike WRIGLEY		Hesketh 308E	24:06.409	14	3.422	91.43	1:33.548
3	26	LAU	Frank LYONS		McLaren M26	24:24.327	14	21.340	90.32	1:34.606
4	21	LAU	Nick RINI		Surtees TS19	24:15.064	13	1 LAP	84.40	1:42.942
5	38	LAU	Graham WILCOX		Hesketh 308C	24:20.766	13	1 LAP	84.07	1:40.577
6	126	CLA	Brad KRAUSE		BRM P126	25:09.511	13	1 LAP	81.36	1:46.503
7	56	FIT	David BROWN		March 721	24:30.978	12	2 LAPS	77.07	1:51.664

NOT CLASSIFIED

1	FIT	Jean Louis DURET		Lotus 76	17:50.774	9	D.N.F.	79.42	1:42.399
7	FIT	James HANSON		Amon F101	15:59.779	7	D.N.F.	68.93	1:34.431
20	LAU	Peter WUENSCH		Wolf WR1	9:52.971	5	D.N.F.	79.73	1:37.458
3	STE	John DELANE		Tyrrell 001	7:03.166	3	D.N.F.	67.10	1:52.889
10	LAU	Peter WILLIAMS		March 761	4:57.077	2	D.N.F.	63.79	1:43.317
24	LAU	Judy LYONS		Hesketh 308E	8:57.457	2	D.N.F.	35.26	2:32.533
11	LAU	Lorina McLAUGHLIN		McLaren M23		0	D.N.F.	N/A	
35	LAU	Peter DUNN		March 761		0	D.N.F.	N/A	

FASTEST LAP

16	LAU	Chris PERKINS		Surtees TS16	1:32.002	14	102.62mph	165.16kph
7	FIT	James HANSON		Amon F101	1:34.431	2	99.98mph	160.91kph
126	CLA	Brad KRAUSE		BRM P126	1:46.503	13	88.65mph	142.67kph
3	STE	John DELANE		Tyrrell 001	1:52.889	3	83.64mph	134.60kph

Weather : Overcast / Damp

These results are provisional until the conclusion of any judicial and technical matters.

Brands Hatch

Circuit Length = 2.6228 miles.

Start: 16:22 End: 16:46

Clerk of Course:

Stewards:

Timekeeper:

Grand Prix Masters LAP CHART FOR RACE 5

Lap 1			Lap 2			Lap 3			Lap 4			Lap 5		
No	Behind	Laptime	No	Behind	Laptime	No	Behind	Laptime	No	Behind	Laptime	No	Behind	Laptime
10		3:13.760	16		1:41.361	16		1:37.581	16		1:35.716	16		1:35.029
16	0.310	3:14.070	10	1.646	1:43.317	30	4.674	1:40.306	20	6.785	1:37.636	26	8.853	1:36.767
30	0.410	3:14.170	30	1.949	1:43.210	20	4.865	1:40.205	30	6.788	1:37.830	20	9.214	1:37.458
20	0.856	3:14.616	20	2.241	1:43.056	26	5.332	1:39.786	26	7.115	1:37.499	30	9.724	1:37.965
3	1.695	3:15.455	26	3.127	1:42.598	21	15.221	1:45.181	21	25.228	1:45.723	21	35.557	1:45.358
21	1.861	3:15.621	21	7.621	1:47.431	1	29.415	1:53.631	38	46.019	1:51.354	38	58.461	1:47.471
26	2.200	3:15.960	1	13.365	1:52.280	3	30.154	1:52.889	1	46.367	1:52.668	1	59.420	1:48.082
1	2.756	3:16.516	3	14.846	1:54.822	38	30.381	1:52.413	24	2 LAPS	2:32.533	126	1:05.422	1:48.817
38	3.112	3:16.872	38	15.549	1:54.108	126	36.060	1:52.708	126	51.634	1:51.290	56	1:23.761	1:55.661
56	3.583	3:17.343	126	20.933	1:58.827	56	41.967	1:56.521	56	1:03.129	1:56.878	7	1 LAP	1:36.131
126	3.777	3:17.537	56	23.027	2:01.115	7	1 LAP	1:34.431	7	1 LAP	1:35.895			
			7	1 LAP	6:24.492P									
			24	1 LAP	6:24.924P									

Weather : Overcast / Damp

Grand Prix Masters

LAP CHART FOR RACE 5

(contd.)

Lap 6			Lap 7			Lap 8			Lap 9			Lap 10		
No	Behind	Laptime	No	Behind	Laptime	No	Behind	Laptime	No	Behind	Laptime	No	Behind	Laptime
16		1:34.306	16		1:33.250	16		1:32.222	16		1:33.830	16		1:38.156
26	11.004	1:36.457	56	1 LAP	1:55.506	30	15.425	1:33.944	7	2 LAPS	1:36.618	30	13.182	1:35.715
30	11.214	1:35.796	26	13.531	1:35.777	26	16.745	1:35.436	126	1 LAP	1:48.101	1	1 LAP	1:59.265
21	46.380	1:45.129	30	13.703	1:35.739	56	1 LAP	1:54.339	30	15.623	1:34.028	26	15.981	1:36.616
38	1:08.256	1:44.101	21	56.433	1:43.303	21	1:08.019	1:43.808	26	17.521	1:34.606	126	1 LAP	1:48.401
1	1:08.453	1:43.339	38	1:17.003	1:41.997	38	1:25.848	1:41.067	56	1 LAP	1:51.664	56	1 LAP	1:53.049
126	1:18.285	1:47.169	1	1:17.602	1:42.399	1	1:27.974	1:42.594	21	1:18.217	1:44.028	21	1:26.392	1:46.331
7	1 LAP	1:37.004	126	1:31.748	1:46.713				38	1:33.390	1:41.372	38	1:36.472	1:41.238
			7	1 LAP	1:35.208									

**Grand Prix Masters
LAP CHART FOR RACE 5**


(contd.)

Lap 11			Lap 12			Lap 13			Lap 14			Lap 15		
No	Behind	Laptime	No	Behind	Laptime	No	Behind	Laptime	No	Behind	Laptime	No	Behind	Laptime
16		1:42.897	16		1:37.808	16		1:34.759	16		1:32.002			
30	5.791	1:35.506	30	2.826	1:34.843	21	1 LAP	1:44.965	30	3.422	1:33.548			
26	12.508	1:39.424	26	12.977	1:38.277	30	1.876	1:33.809	21	1 LAP	1:42.942			
126	1 LAP	1:48.048	126	1 LAP	1:48.820	56	2 LAPS	1:57.284	38	1 LAP	1:40.577			
56	1 LAP	1:57.190				38	1 LAP	1:46.019	26	21.340	1:38.484			
21	1:28.739	1:45.244				26	14.858	1:36.640	56	2 LAPS	1:54.428			
38	1:35.752	1:42.177				126	1 LAP	1:46.577	126	1 LAP	1:46.503			

Weather : Overcast / Damp

Grand Prix Masters

GRID FOR RACE 12

ROW 7	35 DUNN	
ROW 6	10 WILLIAMS	24 LYONS
ROW 5	20 WUENSCH	3 DELANE
ROW 4	1 DURET	7 HANSON
ROW 3	126 KRAUSE	56 BROWN
ROW 2	21 RINI	38 WILCOX
ROW 1	30 WRIGLEY	26 LYONS
POLE		
		

Brands Hatch
Circuit Length = 2.6228 miles.

These results are provisional until the conclusion of any judicial and technical matters.

Clerk of Course:	Stewards:	Timekeeper:
------------------	-----------	-------------

Grand Prix Masters

PROVISIONAL RESULT - RACE 12

POS	NO	CL	DRIVER	NAT	CAR	TIME	LAPS	GAP	MPH	BEST
1	30	LAU	Mike WRIGLEY		Hesketh 308E	26:08.298	15		90.35	1:26.565
2	10	LAU	Peter WILLIAMS		March 761	26:14.608	15	6.310	89.99	1:26.736
3	20	LAU	Peter WUENSCH		Wolf WR1	26:14.891	15	6.593	89.97	1:26.102
4	26	LAU	Frank LYONS		Mclaren M26	26:38.866	15	30.568	88.62	1:28.084
5	3	STE	John DELANE		Tyrrell 001	27:20.720	15	1:12.422	86.36	1:31.817
6	1	FIT	Jean Louis DURET		Lotus 76	27:39.616	15	1:31.318	85.38	1:33.330
7	38	LAU	Graham WILCOX		Hesketh 308C	27:40.034	15	1:31.736	85.35	1:33.006
8	56	FIT	David BROWN		March 721	26:28.843	14	1 LAP	83.24	1:35.945
9	126	CLA	Brad KRAUSE		BRM P126	26:37.151	14	1 LAP	82.80	1:37.169
10	24	LAU	Judy LYONS		Hesketh 308E	27:04.182	13	2 LAPS	75.61	1:49.117
NOT CLASSIFIED										
35	LAU	Peter DUNN		March 761	14:46.134	7	D.N.F.	74.66	1:30.915	
7	FIT	James HANSON		Amon F101	4:46.433	2	D.N.F.	66.16	1:36.783	
21	LAU	Nick RINI		Surtees TS19		0	D.N.F.	N/A		
FASTEST LAP										
20	LAU	Peter WUENSCH		Wolf WR1	1:26.102	12	109.66mph	176.48kph		
3	STE	John DELANE		Tyrrell 001	1:31.817	13	102.83mph	165.49kph		
1	FIT	Jean Louis DURET		Lotus 76	1:33.330	12	101.16mph	162.81kph		
126	CLA	Brad KRAUSE		BRM P126	1:37.169	6	97.17mph	156.38kph		

Weather : Sunny / Dry

These results are provisional until the conclusion of any judicial and technical matters.

Brands Hatch

Circuit Length = 2.6228 miles.

Start: 16:00 End: 16:26

Clerk of Course:	Stewards:	Timekeeper:
------------------	-----------	-------------

Grand Prix Masters LAP CHART FOR RACE 12

Lap 1			Lap 2			Lap 3			Lap 4			Lap 5		
No	Behind	Laptime	No	Behind	Laptime	No	Behind	Laptime	No	Behind	Laptime	No	Behind	Laptime
30		1:30.787	30		3:14.243	30		2:56.829	30		2:24.666	30		1:27.823
26	1.670	1:32.457	26	0.621	3:13.194	26	0.766	2:56.974	26	0.227	2:24.127	26	1.022	1:28.618
7	5.996	1:36.783	7	1.403	3:09.650	10	1.932	2:54.640	10	0.625	2:23.359	10	1.888	1:29.086
20	6.865	1:37.652	10	4.121	3:10.987	20	2.775	2:54.313	20	1.068	2:22.959	20	2.391	1:29.146
10	7.377	1:38.164	20	5.291	3:12.669	38	3.807	2:54.452	38	3.151	2:24.010	35	9.881	1:33.900
38	11.574	1:42.361	38	6.184	3:08.853	35	4.707	2:53.055	35	3.804	2:23.763	3	15.051	1:36.763
126	12.653	1:43.440	35	8.481	3:09.605	126	6.019	2:53.138	126	5.081	2:23.728	38	15.382	1:40.054
35	13.119	1:43.906	126	9.710	3:11.300	56	7.050	2:52.539	56	6.105	2:23.721	126	15.988	1:38.730
56	14.755	1:45.542	56	11.340	3:10.828	3	8.396	2:52.387	3	6.111	2:22.381	56	18.834	1:40.552
3	15.305	1:46.092	3	12.838	3:11.776	1	9.291	2:52.250	1	6.533	2:21.908	1	18.844	1:40.134
1	15.590	1:46.377	1	13.870	3:12.523	24	10.603	2:51.940	24	9.343	2:23.406	24	30.637	1:49.117
24	28.229	1:59.016	24	15.492	3:01.506									

Weather : Sunny / Dry

Grand Prix Masters

LAP CHART FOR RACE 12

(contd.)

Lap 6			Lap 7			Lap 8			Lap 9			Lap 10		
No	Behind	Laptime	No	Behind	Laptime	No	Behind	Laptime	No	Behind	Laptime	No	Behind	Laptime
30		1:27.139	30		1:27.196	30		1:27.407	30		1:27.042	30		1:26.565
10	2.847	1:28.098	10	2.663	1:27.012	10	1.992	1:26.736	10	1.986	1:27.036	10	2.789	1:27.368
20	3.317	1:28.065	20	3.264	1:27.143	20	7.487	1:31.630	20	7.716	1:27.271	20	7.818	1:26.667
26	3.980	1:30.097	26	7.058	1:30.274	26	10.060	1:30.409	26	11.102	1:28.084	26	12.726	1:28.189
35	13.732	1:30.990	35	17.451	1:30.915	3	34.844	1:34.003	24	1 LAP	1:55.901	24	1 LAP	1:51.721
3	21.894	1:33.982	3	28.248	1:33.550	1	42.132	1:36.398	3	41.165	1:33.363	3	47.993	1:33.393
38	24.613	1:36.370	38	32.978	1:35.561	38	43.856	1:38.285	1	49.500	1:34.410	1	59.393	1:36.458
126	26.018	1:37.169	1	33.141	1:34.320	126	47.646	1:38.476	38	51.605	1:34.791	38	1:00.242	1:35.202
1	26.017	1:34.312	126	36.577	1:37.755	56	53.465	1:36.825	126	59.343	1:38.739	126	1:11.808	1:39.030
56	32.404	1:40.709	56	44.047	1:38.839				56	1:03.129	1:36.706	56	1:12.509	1:35.945
24	54.697	1:51.199	24	1:18.683	1:51.182									

Weather : Sunny / Dry

msttimina.com

Page 2 of 3

Brands Hatch
 Circuit Length = 2.6228 miles.
 Start: 16:00 End: 16:26
 Printed - 16:29 Sunday, 07 May 2006

Grand Prix Masters

LAP CHART FOR RACE 12

(contd.)

Lap 11			Lap 12			Lap 13			Lap 14			Lap 15		
No	Behind	Laptime	No	Behind	Laptime	No	Behind	Laptime	No	Behind	Laptime	No	Behind	Laptime
30		1:26.787	30		1:27.757	30		1:29.052	30		1:26.848	30		1:28.157
10	4.208	1:28.206	10	4.311	1:27.860	56	1 LAP	1:36.338	10	6.607	1:28.463	10	6.310	1:27.860
20	7.659	1:26.628	20	6.004	1:26.102	10	4.992	1:29.733	20	6.917	1:28.594	20	6.593	1:27.833
26	16.298	1:30.359	26	19.134	1:30.593	20	5.171	1:28.219	56	1 LAP	1:37.425	56	1 LAP	1:36.522
3	54.104	1:32.898	3	58.274	1:31.927	126	1 LAP	1:40.016	126	1 LAP	1:38.568	126	1 LAP	1:38.452
1	1:07.379	1:34.773	1	1:12.952	1:33.330	24	2 LAPS	1:53.862	26	26.412	1:32.160	26	30.568	1:32.313
38	1:08.350	1:34.895	38	1:13.694	1:33.101	26	21.100	1:31.018	24	2 LAPS	1:51.786	24	2 LAPS	1:49.956
24	1 LAP	1:53.590				3	1:01.039	1:31.817	3	1:07.267	1:33.076	3	1:12.422	1:33.312
56	1:22.074	1:36.352				1	1:17.472	1:33.572	1	1:25.331	1:34.707	1	1:31.318	1:34.144
126	1:23.631	1:38.610				38	1:17.648	1:33.006	38	1:25.974	1:35.174	38	1:31.736	1:33.919

Weather : Sunny / Dry

msttimina.com

Page 3 of 3

Brands Hatch
 Circuit Length = 2.6228 miles.
 Start: 16:00 End: 16:26
 Printed - 16:29 Sunday, 07 May 2006

HSCC Classic Racing Cars for the Retro Track & Air Trophy QUALIFYING FOR RACE 6

POS	NO	CL	DRIVER	NAT	CAR	TIME	LAPS	GAP	MPH
1	1	E2	Matthew WATTS		Brabham BT16	1:35.732	10		98.63
2	59	E2	Ian JONES		Lotus 59	1:38.019	10	2.287	96.32
3	22	E4	Ian GRAY		Brabham BT30	1:41.206	10	5.474	93.29
4	52	B	John MONSON		Crossle 19F	1:43.054	10	7.322	91.62
5	30	E2	Richard KENDLE		Brabham BT21B	1:44.137	10	8.405	90.67
6	57	F	David WILD		Lola T200	1:46.347	10	10.615	88.78
7	85	F	C. LILLINGSTON-PRICE		Merlyn Mk11	1:46.370	10	10.638	88.76
8	56	C	Cliff GIDDENS		Brabham BT16	1:47.114	10	11.382	88.15
9	28	D	Richard URWIN		Brabham BT28	1:48.222	9	12.490	87.24
10	45	E2	Ronnie HAINES		Cooper T82	1:49.989	9	14.257	85.84
11	99	F	Jack UTLEY		Merlyn Mk20	1:50.667	9	14.935	85.32
12	75	F	Anthony GODDARD		Merlyn Mk20	1:51.284	9	15.552	84.84
13	3	F	Chris ATKINSON		Merlyn Mk20	1:51.401	9	15.669	84.75
14	46	F	Mike BROMLEY		Merlyn Mk11A	1:51.410	10	15.678	84.75
15	66	F	Gregory THORNTON		Titan Mk4	1:53.170	3	17.438	83.43
16	72	E4	Simon LANGMAN		Brabham BT30	1:53.319	9	17.587	83.32
17	73	E2	John RAND		Palliser WDB2	1:54.054	9	18.322	82.78
18	81	D	Stephen WILKINSON		Brabham BT21	1:55.045	9	19.313	82.07
19	18	C	Harvey SYKES		Cooper T43	1:56.765	9	21.033	80.86
20	90	C	Michael PULLEN		Brabham BT14	1:58.393	6	22.661	79.75
21	31	C	Brian ASHBY		Emeryson F1	1:58.559	7	22.827	79.64
22	91	B	Christopher DRAKE		Brabham BT6	1:59.186	9	23.454	79.22
23	16	D	Nigel MILLER		Brabham BT21	2:04.167	8	28.435	76.04
24	82	F	Paul DRAYSON		Merlyn Mk20	2:09.050	6	33.318	73.16
25	60	C	David CROWTHER		Brabham BT18	2:13.756	7	38.024	70.59
26	48	D	Trevor MESSETT		Brabham BT21	2:51.716	6	1:15.984	54.98

Car No's 18, 28, 45 & 72 need transponders please. Car No 52 - 2 Transponder ?

Weather : Overcast / Dry Car No 83 completed 3+ laps

These results are provisional until the conclusion of any judicial and technical matters.

Brands Hatch

Circuit Length = 2.6228 miles.

Start: 11:40 End: 12:07

Clerk of Course:	Stewards:	Timekeeper:
------------------	-----------	-------------

HSCC Classic Racing Cars for the Retro Track & Air Trophy LAP ANALYSIS - QUALIFYING RACE 6

1	Matthew WATTS	Brabham BT16
1 -	1:46.588	6 - 1:36.601
2 -	1:37.767	7 - 6:09.421P
3 -	1:37.470	8 - 1:44.500
4 -	7:55.942P	9 - 1:38.492
5 -	1:42.219	10 - 1:35.732
3	Chris ATKINSON	Merlyn Mk20
1 -	2:34.109	6 - 4:57.181P
2 -	1:53.322	7 - 1:56.516
3 -	8:54.463P	8 - 1:51.401
4 -	2:01.192	9 - 1:52.331
5 -	1:52.989	
16	Nigel MILLER	Brabham BT21
1 -	2:35.419	6 - 2:12.018
2 -	2:05.747	7 - 2:04.495
3 -	8:59.022P	8 - 2:04.167
4 -	2:13.307	
5 -	6:47.159P	
18	Harvey SYKES	Cooper T43
1 -	2:33.900	6 - 4:42.172P
2 -	2:03.251	7 - 2:06.168
3 -	8:51.374P	8 - 1:56.765
4 -	2:05.308	9 - 2:06.047
5 -	2:02.244	
22	Ian GRAY	Brabham BT30
1 -	1:55.253	6 - 1:43.304
2 -	1:42.794	7 - 6:38.557P
3 -	1:45.875	8 - 1:48.290
4 -	7:42.287P	9 - 1:41.377
5 -	1:48.717	10 - 1:41.206
28	Richard URWIN	Brabham BT28
1 -	2:43.143	6 - 5:11.063P
2 -	2:03.361	7 - 1:56.812
3 -	8:15.790P	8 - 1:50.408
4 -	1:58.432	9 - 1:48.222
5 -	1:52.609	

Car No's 18, 28, 45 & 72 need transponders please. Car No 52 - 2 Transponder ?
Weather : Overcast / Dry Car No 83 completed 3+ laps

Brands Hatch
Circuit Length = 2.6228 miles.
Start: 11:40 End: 12:07

HSCC Classic Racing Cars for the Retro Track & Air Trophy LAP ANALYSIS - QUALIFYING RACE 6

(contd.)

30	Richard KENDLE	Brabham BT21B
1 -	2:00.732	6 - 1:48.016
2 -	1:45.820	7 - 6:32.014P
3 -	1:55.193	8 - 1:48.282
4 -	7:25.647P	9 - 1:44.137
5 -	1:50.737	10 - 1:46.962
31	Brian ASHBY	Emeryson F1
1 -	2:33.306	6 - 1:59.611
2 -	X:00.000P	7 - 1:58.559
3 -	2:14.269	
4 -	6:15.211P	
5 -	2:08.702	
45	Ronnie HAINES	Cooper T82
1 -	2:54.403	6 - 4:43.841P
2 -	1:55.331	7 - 2:01.761
3 -	8:36.342P	8 - 1:50.454
4 -	2:09.509	9 - 1:49.989
5 -	2:02.294	
46	Mike BROMLEY	Merlyn Mk11A
1 -	2:16.881	6 - 1:54.323
2 -	1:52.358	7 - 4:55.089P
3 -	1:52.703	8 - 1:58.629
4 -	7:14.503P	9 - 1:51.410
5 -	2:04.394	10 - 1:52.748
48	Trevor MESSETT	Brabham BT21
1 -	3:41.231	6 - 2:51.716
2 -	X:00.000P	
3 -	3:02.248	
4 -	6:07.292P	
5 -	2:56.404	
52	John MONSON	Crossle 19F
1 -	2:15.398	6 - 1:47.929
2 -	1:48.325	7 - 5:05.076P
3 -	1:45.950	8 - 1:50.483
4 -	7:21.063P	9 - 1:43.112
5 -	1:58.446	10 - 1:43.054

Car No's 18, 28, 45 & 72 need transponders please. Car No 52 - 2 Transponder ?
Weather : Overcast / Dry Car No 83 completed 3+ laps

Brands Hatch
Circuit Length = 2.6228 miles.
Start: 11:40 End: 12:07

HSCC Classic Racing Cars for the Retro Track & Air Trophy LAP ANALYSIS - QUALIFYING RACE 6

(contd.)

56	Cliff GIDDENS	Brabham BT16
1 - 2:22.216	6 - 1:51.272	
2 - 1:55.634	7 - 4:59.292P	
3 - 1:51.161	8 - 1:53.400	
4 - 7:08.656P	9 - 1:49.005	
5 - 1:59.382	10 - 1:47.114	
57	David WILD	Lola T200
1 - 2:02.204	6 - 1:49.341	
2 - 1:46.921	7 - 5:11.053P	
3 - 1:52.161	8 - 1:52.637	
4 - 7:49.661P	9 - 1:46.821	
5 - 1:56.067	10 - 1:46.347	
59	Ian JONES	Lotus 59
1 - 1:57.962	6 - 1:39.553	
2 - 1:41.825	7 - 5:29.443P	
3 - 1:40.048	8 - 1:46.075	
4 - 7:45.169P	9 - 1:38.358	
5 - 1:46.538	10 - 1:38.019	
60	David CROWTHER	Brabham BT18
1 - 5:49.350	6 - 2:13.756	
2 - 7:19.131P	7 - 2:13.902	
3 - 2:21.128		
4 - 6:53.750P		
5 - 2:17.371		
66	Gregory THORNTON	Titan Mk4
1 - 2:33.800		
2 - 1:53.170		
3 - 8:53.558P		
72	Simon LANGMAN	Brabham BT30
1 - 2:36.796	6 - 4:54.095P	
2 - 2:06.242	7 - 2:08.854	
3 - 8:49.236P	8 - 1:53.319	
4 - 2:03.341	9 - 1:57.396	
5 - 1:58.969		

Car No's 18, 28, 45 & 72 need transponders please. Car No 52 - 2 Transponder ?
Weather : Overcast / Dry Car No 83 completed 3+ laps

Brands Hatch
Circuit Length = 2.6228 miles.
Start: 11:40 End: 12:07

HSCC Classic Racing Cars for the Retro Track & Air Trophy LAP ANALYSIS - QUALIFYING RACE 6

(contd.)

73	John RAND	Palliser WDB2
1 -	2:23.836	6 - 4:59.115P
2 -	2:04.075	7 - 1:59.047
3 -	9:01.908P	8 - 1:54.146
4 -	2:05.592	9 - 1:54.054
5 -	1:58.474	
75	Anthony GODDARD	Merlyn Mk20
1 -	2:37.935	6 - 4:55.681P
2 -	1:56.156	7 - 1:57.980
3 -	8:48.891P	8 - 1:51.284
4 -	2:00.134	9 - 1:54.299
5 -	1:52.771	
81	Stephen WILKINSON	Brabham BT21
1 -	2:46.324	6 - 5:00.622P
2 -	2:00.716	7 - 2:02.770
3 -	8:16.609P	8 - 1:58.257
4 -	2:03.688	9 - 1:55.045
5 -	2:00.904	
82	Paul DRAYSON	Merlyn Mk20
1 -		6 - 2:09.050
2 -	X:00.000P	
3 -	2:23.190	
4 -	6:43.373P	
5 -	2:16.002	
85	C. LILLINGSTON-PRICE	Merlyn Mk11
1 -	2:31.480	6 - 1:47.172
2 -	1:51.213	7 - 5:06.469P
3 -	1:49.417	8 - 1:52.250
4 -	7:07.057P	9 - 1:46.370
5 -	1:53.217	10 - 1:46.697
90	Michael PULLEN	Brabham BT14
1 -	X:00.000P	6 - 1:58.393
2 -	2:21.273	
3 -	6:53.866P	
4 -	2:04.333	
5 -	2:01.384	

Car No's 18, 28, 45 & 72 need transponders please. Car No 52 - 2 Transponder ?
Weather : Overcast / Dry Car No 83 completed 3+ laps

Brands Hatch
Circuit Length = 2.6228 miles.
Start: 11:40 End: 12:07

HSCC Classic Racing Cars for the Retro Track & Air Trophy LAP ANALYSIS - QUALIFYING RACE 6

(contd.)


91	Christopher DRAKE	Brabham BT6
1 - 2:20.440	6 - 4:43.842P	
2 - 1:59.186	7 - 2:05.401	
3 - 9:07.755P	8 - 2:00.410	
4 - 2:06.057	9 - 2:02.025	
5 - 2:03.202		
99	Jack UTLEY	Merlyn Mk20
1 - 2:25.486	6 - 4:47.334P	
2 - 2:03.603	7 - 1:57.545	
3 - 8:55.454P	8 - 1:52.898	
4 - 2:05.572	9 - 1:50.667	
5 - 1:57.035		

Car No's 18, 28, 45 & 72 need transponders please. Car No 52 - 2 Transponder ?
Weather : Overcast / Dry Car No 83 completed 3+ laps

Brands Hatch
Circuit Length = 2.6228 miles.
Start: 11:40 End: 12:07

HSCC Classic Racing Cars for the Retro Track & Air Trophy

GRID FOR RACE 6 - AMENDED

ROW 13	48 MESSETT	82 DRAYSON
ROW 12	16 MILLER	60 CROWTHER
ROW 11	31 ASHBY	91 DRAKE
ROW 10	18 SYKES	90 PULLEN
ROW 9	73 RAND	81 WILKINSON
ROW 8	66 THORNTON	72 LANGMAN
ROW 7	3 ATKINSON	46 BROMLEY
ROW 6	99 UTLEY	75 GODDARD
ROW 5	28 URWIN	45 HAINES
ROW 4	85 C. LILLINGSTON-PRICE	56 GIDDENS
ROW 3	30 KENDLE	57 WILD
ROW 2	22 GRAY	52 MONSON
ROW 1	1 WATTS	59 JONES
	POLE	
		

Car No's 18, 28, 45 & 72 need transponders please. Car No 52 - 2 Transponder ?

Weather : Overcast / Dry Car No 83 completed 3+ laps

These results are provisional until the conclusion of any judicial and technical matters.

Brands Hatch

Circuit Length = 2.6228 miles.

Start: 11:40 End: 12:07

Clerk of Course:	Stewards:	Timekeeper:
------------------	-----------	-------------

HSCC Classic Racing Cars for the Retro Track & Air Trophy PROVISIONAL RESULT - RACE 6

POS	NO	CL	DRIVER	NAT	CAR	TIME	LAPS	GAP	MPH	BEST
1	59	E2	Ian JONES		Lotus 59	10:54.163	6		86.70	1:45.819
2	1	E2	Matthew WATTS		Brabham BT16	10:54.240	6	0.077	86.69	1:45.921
3	22	E4	Ian GRAY		Brabham BT30	11:20.984	6	26.821	83.29	1:47.267
4	30	E2	Richard KENDLE		Brabham BT21B	11:38.031	6	43.868	81.25	1:54.502
5	57	F	David WILD		Lola T200	11:42.857	6	48.694	80.70	1:53.820
6	52	B	John MONSON		Crossle 19F	11:43.107	6	48.944	80.67	1:54.462
7	85	F	C. LILLINGSTON-PRICE		Merlyn Mk11	12:06.456	6	1:12.293	78.07	1:56.719
8	45	E2	Ronnie HAINES		Cooper T82	12:14.112	6	1:19.949	77.26	1:59.992
9	66	F	Gregory THORNTON		Titan Mk4	12:14.661	6	1:20.498	77.20	2:00.439
10	28	D	Richard URWIN		Brabham BT28	12:20.518	6	1:26.355	76.59	2:00.024
11	75	F	Anthony GODDARD		Merlyn Mk20	12:28.557	6	1:34.394	75.77	2:01.326
12	82	F	Paul DRAYSON		Merlyn Mk20	12:31.932	6	1:37.769	75.43	2:00.114
13	3	F	Chris ATKINSON		Merlyn Mk20	12:32.076	6	1:37.913	75.41	1:59.496
14	72	E4	Simon LANGMAN		Brabham BT30	12:35.204	6	1:41.041	75.10	2:02.025
15	46	F	Mike BROMLEY		Merlyn Mk11A	12:42.113	6	1:47.950	74.42	1:57.671
16	56	C	Cliff GIDDENS		Brabham BT16	12:43.663	6	1:49.500	74.27	2:04.056
17	73	E2	John RAND		Palliser WDB2	12:45.672	6	1:51.509	74.08	2:03.847
18	18	C	Harvey SYKES		Cooper T43	12:46.030	6	1:51.867	74.04	2:01.488
19	31	C	Brian ASHBY		Emeryson F1	13:01.838	6	2:07.675	72.54	2:04.766
20	81	D	Stephen WILKINSON		Brabham BT21	13:03.653	6	2:09.490	72.38	2:04.416
21	16	D	Nigel MILLER		Brabham BT21	11:26.996	5	1 LAP	68.82	2:13.044
22	90	C	Michael PULLEN		Brabham BT14	11:35.989	5	1 LAP	67.93	2:05.433
23	60	C	David CROWTHER		Brabham BT18	12:20.858	5	1 LAP	63.81	2:21.670
24	48	D	Trevor MESSETT		Brabham BT21	12:34.361	5	1 LAP	62.67	2:26.417

NOT CLASSIFIED

99	F	Jack UTLEY	Merlyn Mk20	10:29.604	5	D.N.F.	75.09	2:01.918
91	B	Christopher DRAKE	Brabham BT6		0	D.N.F.	N/A	

FASTEST LAP

59	E2	Ian JONES	Lotus 59	1:45.819	2	89.22mph	143.59kph
22	E4	Ian GRAY	Brabham BT30	1:47.267	2	88.02mph	141.66kph
57	F	David WILD	Lola T200	1:53.820	2	82.95mph	133.50kph
52	B	John MONSON	Crossle 19F	1:54.462	2	82.49mph	132.75kph
28	D	Richard URWIN	Brabham BT28	2:00.024	4	78.66mph	126.60kph
18	C	Harvey SYKES	Cooper T43	2:01.488	2	77.72mph	125.07kph

Car No 52 has two transponders fitted. Car No's 18, 45 & 72 no working transponder.
Weather : Overcast / Damp
These results are provisional until the conclusion of any judicial and technical matters.

Brands Hatch
Circuit Length = 2.6228 miles.
Start: 17:08 End: 17:21

Clerk of Course:	Stewards:	Timekeeper:
------------------	-----------	-------------

HSCC Classic Racing Cars for the Retro Track & Air Trophy

LAP CHART FOR RACE 6

Lap 1			Lap 2			Lap 3			Lap 4			Lap 5		
No	Behind	Laptime	No	Behind	Laptime	No	Behind	Laptime	No	Behind	Laptime	No	Behind	Laptime
1		1:50.428	1		1:45.921	1		1:47.969	1		1:49.621	1		1:48.209
59	2.904	1:53.332	59	2.802	1:45.819	59	1.443	1:46.610	59	0.630	1:48.808	59	0.824	1:48.403
22	4.837	1:55.265	22	6.183	1:47.267	22	9.370	1:51.156	90	1 LAP	2:19.174	16	1 LAP	2:16.307
52	8.129	1:58.557	52	16.670	1:54.462	52	24.132	1:55.431	60	1 LAP	2:25.771	22	21.148	1:56.166
30	8.829	1:59.257	30	17.410	1:54.502	30	24.431	1:54.990	22	13.191	1:53.442	90	1 LAP	2:05.433
57	9.897	2:00.325	57	17.796	1:53.820	57	25.561	1:55.734	48	1 LAP	2:26.417	30	39.148	1:57.668
85	13.112	2:03.540	85	23.910	1:56.719	85	35.519	1:59.578	52	29.597	1:55.086	52	40.204	1:58.816
56	14.584	2:05.012	45	31.009	2:01.163	45	43.032	1:59.992	30	29.689	1:54.879	57	40.893	1:58.271
45	15.767	2:06.195	75	32.714	2:01.326	66	46.315	2:00.921	57	30.831	1:54.891	60	1 LAP	2:27.753
3	17.509	2:07.937	3	33.146	2:01.558	75	47.712	2:02.967	85	45.716	1:59.818	85	1:00.240	2:02.733
75	17.309	2:07.737	66	33.363	2:01.718	3	47.871	2:02.694	45	55.305	2:01.894	48	1 LAP	2:27.136
66	17.566	2:07.994	56	33.879	2:05.216	28	50.291	2:01.875	66	57.133	2:00.439	45	1:08.741	2:01.645
46	17.798	2:08.226	28	36.385	2:02.550	56	53.187	2:07.277	3	57.746	1:59.496	66	1:09.930	2:01.006
28	19.756	2:10.184	73	41.999	2:05.371	73	57.911	2:03.881	75	59.494	2:01.403	28	1:15.496	2:03.011
73	22.549	2:12.977	31	42.562	2:04.766	31	59.652	2:05.059	28	1:00.694	2:00.024	75	1:17.527	2:06.242
99	23.443	2:13.871	99	43.309	2:05.787	82	1:00.056	2:02.865	56	1:07.622	2:04.056	56	1:25.513	2:06.100
31	23.717	2:14.145	72	44.676	2:04.448	99	1:01.172	2:05.832	73	1:12.137	2:03.847	72	1:26.580	2:02.025
72	26.149	2:16.577	82	45.160	2:00.114	72	1:00.063	2:03.356	82	1:12.350	2:01.915	3	1:26.871	2:17.334
81	28.031	2:18.459	18	47.526	2:01.488	18	1:01.664	2:02.107	72	1:12.764	2:02.322	82	1:27.027	2:02.886
82	30.967	2:21.395	81	47.762	2:05.652	46	1:02.297	1:57.671	99	1:13.469	2:01.918	99	1:27.456	2:02.196
18	31.959	2:22.387	46	52.595	2:20.718	81	1:04.209	2:04.416	31	1:16.994	2:06.963	73	1:32.755	2:08.827
16	34.603	2:25.031	16	1:02.202	2:13.520	16	1:27.277	2:13.044	18	1:17.347	2:05.304	18	1:33.068	2:03.930
60	46.674	2:37.102	60	1:22.423	2:21.670				46	1:17.665	2:04.989	46	1:33.990	2:04.534
48	53.435	2:43.863	90	1:28.227	2:05.649				81	1:20.036	2:05.448	81	1:40.661	2:08.834
90	1:08.499	2:58.927	48	1:34.517	2:27.003							31	1:40.964	2:12.179

Car No 52 has two transponders fitted. Car No's 18, 45 & 72 no working transponder.
Weather : Overcast / Damp

Brands Hatch
Circuit Length = 2.6228 miles.
Start: 17:08 End: 17:21

HSCC Classic Racing Cars for the Retro Track & Air Trophy

LAP CHART FOR RACE 6

(contd.)

Lap 6			Lap 7			Lap 8			Lap 9			Lap 10		
No	Behind	Laptime	No	Behind	Laptime	No	Behind	Laptime	No	Behind	Laptime	No	Behind	Laptime
59		1:51.191												
1	0.077	1:52.092												
22	26.821	1:57.688												
16	1 LAP	2:19.094												
90	1 LAP	2:06.806												
30	43.868	1:56.735												
57	48.694	1:59.816												
52	48.944	2:00.755												
85	1:12.293	2:04.068												
45	1:19.949	2:03.223												
66	1:20.498	2:02.583												
28	1:26.355	2:02.874												
60	1 LAP	2:28.562												
75	1:34.394	2:08.882												
82	1:37.769	2:02.757												
3	1:37.913	2:03.057												
48	1 LAP	2:29.942												
72	1:41.041	2:06.476												
46	1:47.950	2:05.975												
56	1:49.500	2:16.002												
73	1:51.509	2:10.769												
18	1:51.867	2:10.814												
31	2:07.675	2:18.726												
81	2:09.490	2:20.844												

Car No 52 has two transponders fitted. Car No's 18, 45 & 72 no working transponder.
Weather : Overcast / Damp

Brands Hatch
Circuit Length = 2.6228 miles.
Start: 17:08 End: 17:21

HSCC Classic Sports Car Championship supported by Dunlop

QUALIFYING FOR RACE 7

POS	NO	CL	DRIVER	NAT	CAR	TIME	LAPS	GAP	MPH
1	29		CSCDRAYSON/STRETTON		Chevron B8	1:38.268	17		96.08
2	49		SRDMichael SCHRYVER		Chevron B6	1:38.972	17	0.704	95.40
3	34		SRDSCHRYVER/SCHRYVER		Chevron B8	1:40.311	17	2.043	94.12
4	30		SRCCHAPMAN/METHELY		Ginetta G16	1:41.298	16	3.030	93.21
5	39		SRDSandy WATSON		Chevron B8	1:42.698	14	4.430	91.94
6	7		SRDCHILES Jnr/CHILES Sn		Chevron B8	1:42.779	13	4.511	91.86
7	3		SRDJerry HOOPER		Chevron B8	1:43.743	13	5.475	91.01
8	31		SRBJOLLY/FARTHING		Lotus 23B	1:44.028	16	5.760	90.76
9	42		SRDLEIGHTON/TAYLOR		Chevron B8	1:44.166	14	5.898	90.64
10	77		GT3 Sean WALKER		Lotus Elan 26R	1:44.635	14	6.367	90.23
11	50		SRDPERK/CATLOW		Lenham P70-3	1:44.712	16	6.444	90.17
12	2		SRDStuart TIZZARD		Lenham Spider	1:44.781	15	6.513	90.11
13	19		GT4 Richard STYLES		Marcos 1800 GT	1:44.969	10	6.701	89.95
14	15		GT4 Charles ALLISON		Marcos 1800 GT	1:45.558	10	7.290	89.44
15	16		GT4 Phillip NELSON		Marcos 1800 GT	1:46.158	13	7.890	88.94
16	17		SRBDion KREMER		Elva Mk7	1:46.484	12	8.216	88.67
17	75		GT4 Allen TICE		Marcos 1800 GT	1:46.621	13	8.353	88.55
18	72		GT5 Jamie BOOT		TVR Griffith 400	1:46.813	15	8.545	88.39
19	76		G12 JENKINSON/YOUNG		Jaguar E Type	1:47.391	16	9.123	87.92
20	83		SRBChris CLARKSON		Lotus 23	1:48.352	4	10.084	87.14
21	88		GT4 Stephen MINOPRIO		Marcos 1800 GT	1:49.562	14	11.294	86.18
22	58		GT7 Harry WYNDHAM		Jaguar E Type	1:49.682	15	11.414	86.08
23	4		SRBJohn BLADON		Piper SR	1:49.719	16	11.451	86.05
24	25		SRBHIBBERD/HIBBERD		Lotus 23B	1:50.062	15	11.794	85.78
25	11		SRBAndy SHEPHERD		Lotus 23C	1:50.214	14	11.946	85.67
26	70		GT7 ELY/GARRAD		Jaguar E Type	1:50.954	7	12.686	85.09
27	65		GT4 Peter THOMPSON		Marcos 1800 GT	1:51.363	14	13.095	84.78
28	38		GT2 Ian COX		Austin Healey 3000 MkII	1:52.933	13	14.665	83.60
29	48		GT4 Mark ASHWORTH		TVR Grantura 1800s	1:54.251	15	15.983	82.64
30	87		GT3 AI FLEMING		Lotus Elan 26R	1:54.389	14	16.121	82.54
31	40		SRCRichard KENDLE		Elva Mk7S	1:54.444	14	16.176	82.50
32	5		GT7 Michael MOORE		Jaguar E Type	1:54.598	5	16.330	82.39
33	91		GT6 VAN DER KROFT/TAYLOR		Morgan Plus 4	1:54.918	11	16.650	82.16
34	52		GT2 WOOLLEY/SMITHIES		Austin Healey 3000	1:55.713	15	17.445	81.59
35	1		GT6 Simon ASHWORTH		MGB	1:55.812	12	17.544	81.52
36	24		GT2 FARRALL/AYLETT		Tunex Diva GT	1:56.003	13	17.735	81.39
37	21		GT6 Robert BARRIE		Porsche 911	1:56.606	15	18.338	80.97
38	55		GT7 CASTALDINI/CASTALDIN		Jaguar E Type S1	1:57.965	13	19.697	80.04
39	37		GT6 BERNBERG/RICHARDSON		Porsche 911	1:58.230	12	19.962	79.86
40	96		GT6 GRAINGER/MONK		Porsche 911	1:58.559	13	20.291	79.64
41	98		GT1 ROSS-JONES/COOK		Triumph TR4A	1:59.396	12	21.128	79.08
42	80		G11 Gabriel KREMER		Morgan Plus 4	1:59.768	11	21.500	78.83
43	28		GT2 ASHLEY-BROWN/MORGAN		Lotus Elite	2:03.274	13	25.006	76.59
44	94		GT7 L-PRINSEP/CLAVERILL		Austin Healey 3000 MkII	2:03.738	13	25.470	76.30

Car No's 4, 31, 49 & 75 need transponders please. Car No 29 - 2 transponders ?

Weather : Overcast / Dry

These results are provisional until the conclusion of any judicial and technical matters.

Brands Hatch

Circuit Length = 2.6228 miles.

Start: 12:10 End: 12:40

Clerk of Course:	Stewards:	Timekeeper:

HSCC Classic Sports Car Championship supported by Dunlop LAP ANALYSIS - QUALIFYING RACE 7

1	Simon ASHWORTH	MGB	
1 - 2:20.990	6 - 1:56.844	11 - 1:55.941	
2 - 2:00.391	7 - 1:57.497	12 - 2:27.053P	
3 - 2:13.560	8 - 1:56.678		
4 - 2:03.402	9 - 1:57.011		
5 - 1:58.915	10 - 1:55.812		
2	Stuart TIZZARD	Lenham Spider	
1 - 2:49.871	6 - 1:44.783	11 - 1:46.185	
2 - 1:48.541	7 - 1:44.781	12 - 1:48.866	
3 - 1:47.551	8 - 3:03.999P	13 - 1:49.277	
4 - 1:45.055	9 - 2:07.988	14 - 1:54.857	
5 - 1:46.596	10 - 1:48.327	15 - 2:59.506P	
3	Jerry HOOPER	Chevron B8	
1 - 2:18.558	6 - 1:47.493	11 - 1:43.743	
2 - 1:46.589	7 - 1:44.281	12 - 1:44.822	
3 - 1:47.254	8 - 1:44.912	13 - 1:45.243	
4 - 1:45.438	9 - 1:45.166		
5 - 1:46.865	10 - 1:44.109		
4	John BLADON	Piper SR	
1 - 3:22.292	6 - 1:53.375	11 - 1:50.060	16 - 1:49.719
2 - 1:56.253	7 - 1:57.220	12 - 1:56.389	
3 - 1:55.361	8 - 1:53.183	13 - 1:53.705	
4 - 1:53.315	9 - 1:52.941	14 - 1:54.282	
5 - 1:53.956	10 - 1:52.765	15 - 1:50.325	
5	Michael MOORE	Jaguar E Type	
1 - 3:04.456			
2 - 3:49.090P			
3 - 1:58.892			
4 - 1:54.598			
5 - 2:56.724P			
7	CHILES Jnr/CHILES Sn	Chevron B8	
1 - 2:50.346	6 - 1:43.200	11 - 2:13.694P	
2 - 1:50.947	7 - 1:44.506	12 - 1:50.624	
3 - 1:46.305	8 - 1:43.561	13 - 1:47.502	
4 - 1:45.040	9 - 1:42.779		
5 - 1:48.832	10 - 2:48.605P		

Car No's 4, 31, 49 & 75 need transponders please. Car No 29 - 2 transponders ?
Weather : Overcast / Dry

Brands Hatch
Circuit Length = 2.6228 miles.
Start: 12:10 End: 12:40

HSCC Classic Sports Car Championship supported by Dunlop

LAP ANALYSIS - QUALIFYING RACE 7

(contd.)

11	Andy SHEPHERD	Lotus 23C
1 - 3:08.650	6 - 1:51.016	11 - 1:52.866
2 - 1:52.554	7 - 1:52.333	12 - 1:53.875
3 - 1:50.350	8 - 1:52.514	13 - 1:50.214
4 - 1:51.998	9 - 1:51.301	14 - 1:55.842
5 - 1:50.323	10 - 1:50.412	
15	Charles ALLISON	Marcos 1800 GT
1 - 2:22.158	6 - 1:48.460	
2 - 1:51.182	7 - 1:47.066	
3 - 1:45.661	8 - 1:46.767	
4 - 1:45.737	9 - 1:45.558	
5 - 1:46.761	10 - 5:50.484P	
16	Phillip NELSON	Marcos 1800 GT
1 - 2:49.534	6 - 1:47.406	11 - 1:48.398
2 - 1:52.028	7 - 1:52.769	12 - 1:49.904
3 - 1:48.778	8 - 1:47.102	13 - 1:46.158
4 - 1:47.264	9 - 6:42.606P	
5 - 1:47.656	10 - 2:09.894	
17	Dion KREMER	Elva Mk7
1 - 3:13.182	6 - 1:48.285	11 - 1:54.251
2 - 1:52.467	7 - 1:47.126	12 - 1:50.621
3 - 1:47.226	8 - 2:05.768	
4 - 1:51.568	9 - 1:46.484	
5 - 1:51.203	10 - 1:58.863	
19	Richard STYLES	Marcos 1800 GT
1 - 2:41.592	6 - 1:51.727	
2 - 1:49.474	7 - 1:47.630	
3 - 1:46.864	8 - 1:45.920	
4 - 1:44.969	9 - 1:56.870	
5 - 2:04.604	10 - 1:45.134	
21	Robert BARRIE	Porsche 911
1 - 3:17.143	6 - 1:58.566	11 - 1:58.157
2 - 2:01.372	7 - 1:56.986	12 - 1:58.607
3 - 1:58.414	8 - 1:56.606	13 - 1:59.085
4 - 1:56.922	9 - 1:59.698	14 - 1:57.565
5 - 1:57.988	10 - 1:56.741	15 - 1:58.075

Car No's 4, 31, 49 & 75 need transponders please. Car No 29 - 2 transponders ?
Weather : Overcast / Dry

Brands Hatch
Circuit Length = 2.6228 miles.
Start: 12:10 End: 12:40

HSCC Classic Sports Car Championship supported by Dunlop LAP ANALYSIS - QUALIFYING RACE 7

(contd.)

24	FARRALL/AYLETT	Tunex Diva GT			
1 -	3:30.916	6 -	2:19.044	11 -	2:10.396
2 -	1:58.736	7 -	2:20.289	12 -	2:08.267
3 -	1:56.003	8 -	2:14.135	13 -	2:05.993
4 -	4:03.616P	9 -	2:11.143		
5 -	2:29.731	10 -	2:09.295		
25	HIBBERD/HIBBERD	Lotus 23B			
1 -	2:52.032	6 -	1:53.008	11 -	1:58.165
2 -	1:54.467	7 -	2:58.897P	12 -	2:01.302
3 -	1:50.503	8 -	2:09.213	13 -	2:01.630
4 -	1:50.062	9 -	1:57.624	14 -	1:58.474
5 -	2:17.119	10 -	1:58.499	15 -	1:54.999
28	ASHLEY-BROWN/MORGAN	Lotus Elite			
1 -	3:22.192	6 -	2:03.274	11 -	2:11.938
2 -	2:11.600	7 -	3:13.912P	12 -	2:07.668
3 -	2:05.415	8 -	2:27.898	13 -	2:05.820
4 -	2:06.437	9 -	2:14.600		
5 -	2:04.181	10 -	2:11.098		
29	DRAYSON/STRETTON	Chevron B8			
1 -	2:35.970	6 -	1:39.886	11 -	1:45.610
2 -	1:45.457	7 -	1:38.268	12 -	1:43.955
3 -	1:40.442	8 -	1:40.470	13 -	1:51.268
4 -	1:39.574	9 -	2:36.164P	14 -	1:53.033
5 -	1:41.722	10 -	1:57.672	15 -	1:45.364
30	CHAPMAN/METHELY	Ginetta G16			
1 -	2:48.568	6 -	1:45.682	11 -	2:54.230P
2 -	1:49.090	7 -	1:44.155	12 -	1:49.984
3 -	1:46.861	8 -	1:46.067	13 -	1:43.535
4 -	1:47.919	9 -	1:44.210	14 -	1:46.913
5 -	1:51.686	10 -	2:00.819	15 -	1:41.645
31	JOLLY/FARTHING	Lotus 23B			
1 -	2:30.870	6 -	2:52.075P	11 -	1:45.554
2 -	1:55.004	7 -	2:03.349	12 -	1:46.519
3 -	1:46.487	8 -	1:47.744	13 -	1:44.028
4 -	1:47.182	9 -	1:46.050	14 -	1:51.163
5 -	1:46.111	10 -	1:44.809	15 -	1:46.745

Car No's 4, 31, 49 & 75 need transponders please. Car No 29 - 2 transponders ?
Weather : Overcast / Dry

Brands Hatch
Circuit Length = 2.6228 miles.
Start: 12:10 End: 12:40

HSCC Classic Sports Car Championship supported by Dunlop LAP ANALYSIS - QUALIFYING RACE 7

(contd.)

34	SCHRYVER/SCHRYVER	Chevron B8					
1 -	2:26.220	6 -	1:42.943	11 -	1:40.679	16 -	1:41.089
2 -	1:46.541	7 -	1:40.311	12 -	1:48.252	17 -	1:42.555
3 -	1:41.876	8 -	1:42.529	13 -	1:40.842		
4 -	3:01.779P	9 -	1:42.912	14 -	1:44.296		
5 -	1:53.348	10 -	1:40.756	15 -	1:43.131		
37	BERNBERG/RICHARDSON	Porsche 911					
1 -	3:23.412	6 -	2:00.766	11 -	1:59.669		
2 -	2:02.465	7 -	6:42.707	12 -	1:58.230		
3 -	1:59.516	8 -	1:59.365				
4 -	2:01.509	9 -	2:01.368				
5 -	1:59.137	10 -	2:00.697				
38	Ian COX	Austin Healey 3000 MkII					
1 -	2:54.398	6 -	1:54.001	11 -	1:52.933		
2 -	1:57.904	7 -	1:54.363	12 -	1:55.897		
3 -	1:56.660	8 -	1:53.491	13 -	3:26.036P		
4 -	1:56.449	9 -	1:53.825				
5 -	1:55.339	10 -	1:53.635				
39	Sandy WATSON	Chevron B8					
1 -	2:18.988	6 -	1:46.264	11 -	1:42.933		
2 -	1:44.536	7 -	1:42.698	12 -	1:49.303		
3 -	1:44.897	8 -	1:44.892	13 -	1:42.940		
4 -	1:43.896	9 -	1:42.782	14 -	1:44.363		
5 -	1:44.643	10 -	1:45.219				
40	Richard KENDLE	Elva Mk7S					
1 -	3:24.173	6 -	1:57.720	11 -	1:56.530		
2 -	1:59.632	7 -	1:54.444	12 -	2:00.243		
3 -	1:56.710	8 -	3:04.471P	13 -	1:58.360		
4 -	1:54.542	9 -	2:05.674	14 -	1:55.060		
5 -	2:00.661	10 -	1:55.687				
42	LEIGHTON/TAYLOR	Chevron B8					
1 -	2:19.292	6 -	2:02.931	11 -	1:46.220		
2 -	1:46.307	7 -	1:50.514	12 -	1:46.844		
3 -	1:45.479	8 -	1:48.506	13 -	1:46.360		
4 -	1:44.166	9 -	1:47.115	14 -	1:45.242		
5 -	4:45.107P	10 -	1:48.657				

Car No's 4, 31, 49 & 75 need transponders please. Car No 29 - 2 transponders ?
Weather : Overcast / Dry

Brands Hatch
Circuit Length = 2.6228 miles.
Start: 12:10 End: 12:40

HSCC Classic Sports Car Championship supported by Dunlop LAP ANALYSIS - QUALIFYING RACE 7

(contd.)

48	Mark ASHWORTH	TVR Grantura 1800s			
1 -	2:55.735	6 -	1:54.965	11 -	1:55.309
2 -	1:59.179	7 -	1:54.251	12 -	1:57.212
3 -	1:55.522	8 -	1:54.585	13 -	1:57.684
4 -	1:56.000	9 -	1:54.560	14 -	2:00.596
5 -	1:55.249	10 -	1:55.198	15 -	1:54.787
49	Michael SCHRYVER	Chevron B6			
1 -	2:59.547	6 -	1:40.946	11 -	1:40.881
2 -	1:45.979	7 -	1:40.443	12 -	1:38.972
3 -	1:45.335	8 -	2:22.054P	13 -	1:43.938
4 -	1:40.580	9 -	1:47.292	14 -	1:41.880
5 -	1:40.299	10 -	1:40.020	15 -	1:39.853
50	PERK/CATLOW	Lenham P70-3			
1 -	2:33.340	6 -	1:44.712	11 -	1:46.082
2 -	1:50.922	7 -	3:30.083P	12 -	1:48.399
3 -	1:46.671	8 -	1:59.867	13 -	1:45.305
4 -	1:46.452	9 -	1:47.878	14 -	1:46.129
5 -	1:45.025	10 -	1:45.869	15 -	1:48.265
52	WOOLLEY/SMITHIES	Austin Healey 3000			
1 -	2:44.029	6 -	1:57.430	11 -	1:59.877
2 -	2:02.566	7 -	1:56.804	12 -	1:56.847
3 -	1:59.550	8 -	1:56.982	13 -	1:57.146
4 -	3:09.676P	9 -	1:57.390	14 -	1:56.886
5 -	2:11.557	10 -	1:59.109	15 -	1:55.713
55	CASTALDINI/CASTALDIN	Jaguar E Type S1			
1 -	3:07.127	6 -	3:18.261P	11 -	2:04.901
2 -	2:00.047	7 -	2:09.658	12 -	2:01.297
3 -	1:57.965	8 -	2:03.270	13 -	3:51.501P
4 -	1:58.543	9 -	2:04.712		
5 -	2:01.772	10 -	2:04.880		
58	Harry WYNDHAM	Jaguar E Type			
1 -	2:27.889	6 -	3:02.899P	11 -	1:49.682
2 -	1:52.154	7 -	2:04.894	12 -	1:50.939
3 -	1:51.362	8 -	1:51.455	13 -	1:50.868
4 -	1:50.426	9 -	1:50.652	14 -	1:51.521
5 -	2:19.202	10 -	1:50.664	15 -	1:51.449

Car No's 4, 31, 49 & 75 need transponders please. Car No 29 - 2 transponders ?
Weather : Overcast / Dry

Brands Hatch
Circuit Length = 2.6228 miles.
Start: 12:10 End: 12:40

HSCC Classic Sports Car Championship supported by Dunlop LAP ANALYSIS - QUALIFYING RACE 7

(contd.)

65	Peter THOMPSON	Marcos 1800 GT			
1 -	2:47.893	6 -	1:53.096	11 -	1:52.644
2 -	1:57.384	7 -	1:51.585	12 -	1:51.363
3 -	1:56.341	8 -	1:53.569	13 -	1:52.112
4 -	1:54.688	9 -	1:51.848	14 -	2:44.715P
5 -	1:52.470	10 -	1:52.170		
70	ELY/GARRAD	Jaguar E Type			
1 -	2:20.858	6 -	1:59.882		
2 -	1:52.439	7 -	1:50.954		
3 -	1:53.237				
4 -	1:52.498				
5 -	3:40.625P				
72	Jamie BOOT	TVR Griffith 400			
1 -	2:48.473	6 -	1:49.158	11 -	1:51.152
2 -	1:56.680	7 -	1:48.407	12 -	1:48.682
3 -	1:50.705	8 -	1:47.563	13 -	1:50.770
4 -	1:49.056	9 -	3:58.743P	14 -	1:47.272
5 -	1:50.387	10 -	2:09.943	15 -	1:46.813
75	Allen TICE	Marcos 1800 GT			
1 -	2:44.910	6 -	1:51.001	11 -	1:48.001
2 -	1:51.877	7 -	1:49.899	12 -	1:46.938
3 -	3:23.401P	8 -	1:49.157	13 -	3:07.165P
4 -	2:03.842	9 -	1:46.799		
5 -	1:50.293	10 -	1:46.621		
76	JENKINSON/YOUNG	Jaguar E Type			
1 -	2:11.317	6 -	3:08.504P	11 -	1:51.169
2 -	1:49.870	7 -	1:56.926	12 -	1:48.534
3 -	1:50.852	8 -	1:49.001	13 -	1:48.058
4 -	1:49.096	9 -	1:50.555	14 -	1:51.603
5 -	1:49.156	10 -	1:47.391	15 -	1:47.634
77	Sean WALKER	Lotus Elan 26R			
1 -	2:41.264	6 -	1:45.673	11 -	1:46.992
2 -	1:51.070	7 -	1:46.280	12 -	1:44.980
3 -	1:46.635	8 -	1:44.885	13 -	1:44.635
4 -	3:41.461P	9 -	1:53.529	14 -	2:04.436
5 -	1:57.253	10 -	1:46.864		

Car No's 4, 31, 49 & 75 need transponders please. Car No 29 - 2 transponders ?
Weather : Overcast / Dry

Brands Hatch
Circuit Length = 2.6228 miles.
Start: 12:10 End: 12:40

HSCC Classic Sports Car Championship supported by Dunlop LAP ANALYSIS - QUALIFYING RACE 7

(contd.)

80	Gabriel KREMER	Morgan Plus 4
1 - 3:15.621	6 - 2:02.165	11 - 2:00.842
2 - 2:02.573	7 - 2:03.709	
3 - 2:03.105	8 - 2:03.642	
4 - 1:59.768	9 - 2:01.880	
5 - 2:02.647	10 - 2:01.614	
83	Chris CLARKSON	Lotus 23
1 - 2:30.657		
2 - 1:53.163		
3 - 1:50.218		
4 - 1:48.352		
87	Al FLEMING	Lotus Elan 26R
1 - 2:34.402	6 - 1:55.438	11 - 1:57.540
2 - 1:56.043	7 - 1:55.668	12 - 1:56.960
3 - 1:56.089	8 - 1:56.255	13 - 1:55.766
4 - 1:55.543	9 - 1:56.789	14 - 4:23.084P
5 - 1:57.294	10 - 1:54.389	
88	Stephen MINOPRIO	Marcos 1800 GT
1 - 2:39.498	6 - 1:49.562	11 - 1:51.048
2 - 2:03.450	7 - 1:51.263	12 - 1:50.847
3 - 1:57.304	8 - 1:52.688	13 - 1:51.231
4 - 1:54.819	9 - 4:46.927P	14 - 1:53.066
5 - 1:52.830	10 - 2:07.390	
91	VAN DER KROFT/TAYLOR	Morgan Plus 4
1 - 3:32.441	6 - 1:56.878	11 - 1:56.137
2 - 1:57.978	7 - 4:12.692P	
3 - 1:56.667	8 - 2:02.535	
4 - 3:03.819P	9 - 1:55.437	
5 - 2:09.106	10 - 1:54.918	
94	L-PRINSEP/CLAVERILL	Austin Healey 3000 MkII
1 - 2:30.412	6 - 2:09.689	11 - 2:07.740
2 - 2:10.678	7 - 2:13.717	12 - 2:05.205
3 - 2:11.458	8 - 3:56.715P	13 - 2:03.738
4 - 2:09.383	9 - 2:28.070	
5 - 2:11.483	10 - 2:10.823	

Car No's 4, 31, 49 & 75 need transponders please. Car No 29 - 2 transponders ?
Weather : Overcast / Dry

Brands Hatch
Circuit Length = 2.6228 miles.
Start: 12:10 End: 12:40

HSCC Classic Sports Car Championship supported by Dunlop LAP ANALYSIS - QUALIFYING RACE 7

(contd.)

96	GRAINGER/MONK	Porsche 911			
1 -	3:22.850	6 -	2:19.513	11 -	2:10.089
2 -	2:03.233	7 -	2:14.259	12 -	2:09.092
3 -	1:58.559	8 -	2:10.217	13 -	2:07.874
4 -	1:59.277	9 -	2:09.532		
5 -	3:48.055P	10 -	2:12.151		
98	ROSS-JONES/COOK	Triumph TR4A			
1 -	3:23.127	6 -	2:00.948	11 -	2:05.057
2 -	2:06.329	7 -	2:00.790	12 -	2:01.994
3 -	2:03.658	8 -	2:01.471		
4 -	2:02.185	9 -	1:59.396		
5 -	2:00.720	10 -	2:00.333		

Car No's 4, 31, 49 & 75 need transponders please. Car No 29 - 2 transponders ?
Weather : Overcast / Dry

Brands Hatch
Circuit Length = 2.6228 miles.
Start: 12:10 End: 12:40

HSCC Classic Sports Car Championship supported by Dunlop

GRID FOR RACE 7

ROW
22
ROW
21
ROW
20
ROW
19
ROW
18
ROW
17
ROW
16
ROW
15
ROW
14
ROW
13
ROW
12
ROW
11
ROW
10
ROW
9
ROW
8
ROW
7
ROW
6
ROW
5
ROW
4
ROW
3
ROW
2
ROW
1

	28	ASHLEY-BROWN/MORGAN	94	L-PRINSEP/CLAVERILL
98		ROSS-JONES/COOK	80	KREMER
	37	BERNBERG/RICHARDSON	96	GRAINGER/MONK
21		BARRIE	55	CASTALDINI/CASTALDIN
	1	ASHWORTH	24	FARRALL/AYLETT
91		VAN DER KROFT/TAYLOR	52	WOOLLEY/SMITHIES
	40	KENDLE	5	MOORE
48		ASHWORTH	87	FLEMING
	65	THOMPSON	38	COX
11		SHEPHERD	70	ELY/GARRAD
	4	BLADON	25	HIBBERD/HIBBERD
88		MINOPRIO	58	WYNDHAM
	76	JENKINSON/YOUNG	83	CLARKSON
75		TICE	72	BOOT
	16	NELSON	17	KREMER
19		STYLES	15	ALLISON
	50	PERK/CATLOW	2	TIZZARD
42		LEIGHTON/TAYLOR	77	WALKER
	3	HOOPER	31	JOLLY/FARTHING
39		WATSON	7	CHILES Jnr/CHILES
	34	SCHRYVER/SCHRYVER	30	CHAPMAN/METHELY
29		DRAYSON/STRETTON	49	SCHRYVER

POLE

Car No's 4, 31, 49 & 75 need transponders please. Car No 29 - 2 transponders ?

Weather : Overcast / Dry

These results are provisional until the conclusion of any judicial and technical matters.

Brands Hatch

Circuit Length = 2.6228 miles.

Start: 12:10 End: 12:40

Clerk of Course:	Stewards:	Timekeeper:
------------------	-----------	-------------

HSCC Classic Sports Car Championship supported by Dunlop

PROVISIONAL RESULT - RACE 7

POS	NO	CL	DRIVER	NAT	CAR	TIME	LAPS	GAP	MPH	BEST
1	49		SRDSCHRYVER/SMITH		Chevron B6	40:13.233	18		70.45	1:51.967
2	29		CSCDRAYSON/STRETTON		Chevron B8	41:35.468	18	1:22.235	68.13	1:56.114
3	7		SRDCHILES Jnr/CHILES Sn		Chevron B8	41:43.180	18	1:29.947	67.92	1:58.220
4	15		GT4 Charles ALLISON		Marcos 1800 GT	40:24.592	17	1 LAP	66.23	2:00.843
5	16		GT4 Phillip NELSON		Marcos 1800 GT	40:35.558	17	1 LAP	65.93	2:01.721
6	34		SRDSCHRYVER/SCHRYVER		Chevron B8	40:39.949	17	1 LAP	65.81	1:56.779
7	2		SRDStuart TIZZARD		Lenham Spider	40:41.340	17	1 LAP	65.77	1:59.198
8	75		GT4 Allen TICE		Marcos 1800 GT	40:42.309	17	1 LAP	65.75	2:02.220
9	17		SRBDion KREMER		Elva Mk7	41:09.245	17	1 LAP	65.03	2:00.022
10	3		SRDJerry HOOPER		Chevron B8	41:37.577	17	1 LAP	64.29	2:00.221
11	25		SRBHIBBERD/HIBBERD		Lotus 23B	41:52.701	17	1 LAP	63.90	2:07.436
12	70		GT7 ELY/GARRAD		Jaguar E Type	42:03.078	17	1 LAP	63.64	2:06.549
13	72		GT5 Jamie BOOT		TVR Griffith 400	40:15.089	16	2 LAPS	62.58	2:08.203
14	48		GT4 Mark ASHWORTH		TVR Grantura 1800s	40:32.441	16	2 LAPS	62.13	2:09.489
15	38		GT2 Ian COX		Austin Healey 3000 MkII	40:33.594	16	2 LAPS	62.10	2:08.484
16	83		SRBChris CLARKSON		Lotus 23	40:49.822	16	2 LAPS	61.69	2:08.783
17	87		GT3 AI FLEMING		Lotus Elan 26R	40:52.178	16	2 LAPS	61.63	2:12.055
18	52		GT2 WOOLLEY/SMITHIES		Austin Healey 3000	40:54.266	16	2 LAPS	61.58	2:11.119
19	98		GT1 ROSS-JONES/COOK		Triumph TR4A	40:57.121	16	2 LAPS	61.51	2:09.131
20	58		GT7 Harry WYNDHAM		Jaguar E Type	41:28.916	16	2 LAPS	60.72	2:12.014
21	80		G11 Gabriel KREMER		Morgan Plus 4	41:32.202	16	2 LAPS	60.64	2:12.278
22	37		GT6 BERNBERG/RICHARDSON		Porsche 911	42:01.046	16	2 LAPS	59.95	2:13.326
23	21		GT6 Robert BARRIE		Porsche 911	42:07.389	16	2 LAPS	59.80	2:17.675
24	96		GT6 GRAINGER/MONK		Porsche 911	40:14.093	15	3 LAPS	58.69	2:13.750
25	30		SRCCHAPMAN/METHELY		Ginetta G16	40:28.594	15	3 LAPS	58.34	1:55.729
26	28		GT2 ASHLEY-BROWN/MORGAN		Lotus Elite	41:04.257	15	3 LAPS	57.50	2:19.567
27	55		GT7 CASTALDINI/CASTALDIN		Jaguar E Type S1	41:59.816	15	3 LAPS	56.23	2:14.771
28	24		GT2 FARRALL/AYLETT		Tunex Diva GT	40:34.267	13	5 LAPS	50.45	2:31.391

NOT CLASSIFIED

50	SRDPERK/CATLOW	Lenham P70-3	20:45.104	8	D.N.F.	60.72	2:05.126
11	SRBAndy SHEPHERD	Lotus 23C	24:59.712	8	D.N.F.	50.41	2:16.033
65	GT4 Peter THOMPSON	Marcos 1800 GT	18:46.581	7	D.N.F.	58.72	2:12.342
31	SRBJOLLY/FARTHING	Lotus 23B	11:56.435	4	D.N.F.	52.81	2:15.633
77	GT3 Sean WALKER	Lotus Elan 26R	8:32.928	3	D.N.F.	55.35	2:17.672
88	GT4 Stephen MINOPRIO	Marcos 1800 GT	10:26.645	3	D.N.F.	45.31	2:37.825
42	SRDLEIGHTON/TAYLOR	Chevron B8		0	D.N.F.	N/A	
40	SRCRichard KENDLE	Elva Mk7S		0	D.N.F.	N/A	
19	GT4 Richard STYLES	Marcos 1800 GT		0	D.N.F.	N/A	
1	GT6 Simon ASHWORTH	MGB		0	D.N.F.	N/A	

FASTEST LAP

49	SRDSCHRYVER/SMITH	Chevron B6	1:51.967	10	84.32mph	135.71kph
30	SRCCHAPMAN/METHELY	Ginetta G16	1:55.729	9	81.58mph	131.30kph
29	CSCDRAYSON/STRETTON	Chevron B8	1:56.114	6	81.31mph	130.86kph
17	SRBDion KREMER	Elva Mk7	2:00.022	15	78.67mph	126.60kph
15	GT4 Charles ALLISON	Marcos 1800 GT	2:00.843	15	78.13mph	125.74kph
70	GT7 ELY/GARRAD	Jaguar E Type	2:06.549	14	74.61mph	120.07kph
72	GT5 Jamie BOOT	TVR Griffith 400	2:08.203	15	73.64mph	118.52kph
38	GT2 Ian COX	Austin Healey 3000 MkII	2:08.484	16	73.48mph	118.26kph

Car No's 75 no transponder.
Weather : Cloudy / Wet

Brands Hatch
Circuit Length = 2.6228 miles.
Start: 17:37 End: 18:17

HSCC Classic Sports Car Championship supported by Dunlop

PROVISIONAL RESULT - RACE 7

(contd.)

POS	NO	CL	DRIVER	NAT	CAR	TIME	LAPS	GAP	MPH	BEST
98		GT1	ROSS-JONES/COOK		Triumph TR4A	2:09.131	16	73.12mph		117.67kph
87		GT3	AI FLEMING		Lotus Elan 26R	2:12.055	14	71.50mph		115.07kph
80		G11	Gabriel KREMER		Morgan Plus 4	2:12.278	15	71.38mph		114.87kph
37		GT6	BERNBERG/RICHARDSON		Porsche 911	2:13.326	10	70.81mph		113.97kph

Car No's 75 no transponder.
Weather : Cloudy / Wet

HSCC Classic Sports Car Championship supported by Dunlop

LAP CHART FOR RACE 7

Lap 1			Lap 2			Lap 3			Lap 4			Lap 5		
No	Behind	Laptime	No	Behind	Laptime	No	Behind	Laptime	No	Behind	Laptime	No	Behind	Laptime
49		2:00.810	49		3:09.990	49		3:15.108	49		3:26.569	49		1:53.735
29	1.126	2:01.936	29	0.875	3:09.739	29	1.157	3:15.390	29	0.540	3:25.952	29	6.080	1:59.275
34	4.600	2:05.410	34	1.492	3:06.882	34	1.792	3:15.408	34	1.528	3:26.305	7	10.701	2:02.454
7	6.502	2:07.312	7	2.378	3:05.866	7	2.568	3:15.298	7	1.982	3:25.983	34	12.951	2:05.158
2	9.583	2:10.393	2	3.736	3:04.143	2	3.806	3:15.178	50	2.803	3:25.351	2	14.154	2:05.077
50	11.083	2:11.893	50	4.844	3:03.751	50	4.021	3:14.285	2	2.812	3:25.575	30	2 LAPS	2:04.721
31	14.823	2:15.633	31	5.591	3:00.758	30	2 LAPS	8:31.145	30	2 LAPS	3:24.595	50	18.509	2:09.441
77	16.862	2:17.672	77	7.975	3:01.103	31	5.836	3:15.353	31	3.958	3:24.691	15	24.869	2:13.300
16	17.805	2:18.615	16	10.363	3:02.548	77	7.020	3:14.153	15	5.304	3:21.961	25	26.062	2:11.388
15	18.339	2:19.149	15	12.163	3:03.814	16	8.962	3:13.707	16	5.340	3:22.947	75	28.888	2:15.283
75	22.464	2:23.274	75	14.132	3:01.658	15	9.912	3:12.857	75	7.340	3:23.193	72	33.837	2:19.547
72	26.810	2:27.620	72	15.510	2:58.690	75	10.716	3:11.692	72	8.025	3:22.767	65	34.695	2:15.950
25	27.443	2:28.253	25	16.346	2:58.893	72	11.827	3:11.425	25	8.409	3:21.871	3	42.341	2:19.853
83	30.216	2:31.026	83	17.839	2:57.613	25	13.107	3:11.869	83	12.437	3:24.502	17	42.887	2:17.334
65	31.105	2:31.915	65	19.867	2:58.752	83	14.504	3:11.773	65	12.480	3:22.775	48	45.823	2:18.965
3	36.081	2:36.891	3	21.136	2:55.045	65	16.274	3:11.515	3	16.223	3:25.572	58	46.418	2:21.820
88	37.015	2:37.825	58	23.637	2:55.907	3	17.220	3:11.192	58	18.333	3:25.031	70	46.789	2:18.699
58	37.720	2:38.530	17	25.458	2:57.672	58	19.871	3:11.342	17	19.288	3:24.814	38	50.065	2:22.350
17	37.776	2:38.586	48	26.969	2:57.785	17	21.043	3:10.693	48	20.593	3:24.109	87	51.113	2:17.509
48	39.174	2:39.984	38	27.988	2:58.293	48	23.053	3:11.192	38	21.450	3:23.782	52	53.100	2:18.461
38	39.685	2:40.495	70	29.006	2:57.912	38	24.237	3:11.357	70	21.825	3:23.101	96	53.450	2:15.669
70	41.084	2:41.894	87	30.188	2:52.742	70	25.293	3:11.395	87	27.339	3:25.908	37	56.746	2:18.188
52	44.344	2:45.154	52	31.038	2:56.684	87	28.000	3:12.920	52	28.374	3:25.826	21	1:02.052	2:25.191
21	46.670	2:47.480	21	32.526	2:55.846	52	29.117	3:13.187	21	30.596	3:27.024	98	1:06.233	2:18.924
87	47.436	2:48.246	96	33.809	2:55.961	21	30.141	3:12.723	96	31.516	3:26.728	11	1:11.773	2:22.592
96	47.838	2:48.648	37	35.101	2:55.693	96	31.357	3:12.656	37	32.293	3:26.462	80	1:14.660	2:19.532
37	49.398	2:50.208	24	36.932	2:56.385	37	32.400	3:12.407	24	38.704	3:31.129	55	1:17.148	2:22.865
24	50.537	2:51.347	98	38.542	2:57.109	24	34.144	3:12.320	98	41.044	3:32.436	24	1:18.111	2:33.142
98	51.423	2:52.233	11	39.923	2:57.488	98	35.177	3:11.743	11	42.916	3:31.621	28	1:18.293	2:22.190
11	52.425	2:53.235	55	41.027	2:56.403	11	37.864	3:13.049	55	48.018	3:33.140	16	1:49.703	3:38.098P
55	54.614	2:55.424	80	41.365	2:53.858	55	41.447	3:15.528	80	48.863	3:32.339			
80	57.497	2:58.307	28	44.576	2:56.420	80	43.093	3:16.836	28	49.838	3:32.534			
28	58.146	2:58.956	88	2:30.537	5:03.512P	28	43.873	3:14.405						
						88	2:00.737	2:45.308						

Car No's 75 no transponder.
Weather : Cloudy / Wet

Brands Hatch
Circuit Length = 2.6228 miles.
Start: 17:37 End: 18:17

HSCC Classic Sports Car Championship supported by Dunlop

LAP CHART FOR RACE 7

(contd.)

Lap 6			Lap 7			Lap 8			Lap 9			Lap 10		
No	Behind	Laptime	No	Behind	Laptime	No	Behind	Laptime	No	Behind	Laptime	No	Behind	Laptime
49		1:53.302	49		1:53.198	49		1:53.904	49		1:56.900	49		1:51.967
29	8.892	1:56.114	24	1 LAP	2:31.391	80	1 LAP	2:14.085	96	1 LAP	2:19.465	70	1 LAP	2:08.154
7	18.543	2:01.144	29	13.604	1:57.910	21	1 LAP	2:23.529	98	1 LAP	2:18.424	55	3 LAPS	4:28.028P
34	20.634	2:00.985	16	1 LAP	2:10.844	28	1 LAP	2:20.817	29	21.474	2:00.006	29	27.978	1:58.471
83	1 LAP	3:57.949P	7	24.770	1:59.425	29	18.368	1:58.668	7	32.310	1:59.669	37	2 LAPS	4:32.687P
2	22.689	2:01.837	34	25.953	1:58.517	75	1 LAP	3:23.274P	75	1 LAP	2:11.740	34	42.562	1:58.912
30	2 LAPS	2:05.612	2	30.264	2:00.773	16	1 LAP	2:08.896	34	35.617	2:02.394	30	2 LAPS	1:58.668
50	31.007	2:05.800	3	1 LAP	3:38.757P	7	29.541	1:58.675	21	1 LAP	2:22.715	75	1 LAP	2:05.291
15	36.258	2:04.691	30	2 LAPS	2:00.666	34	30.123	1:58.074	16	1 LAP	2:07.254	16	1 LAP	2:05.233
25	40.662	2:07.902	50	42.935	2:05.126	2	35.558	1:59.198	2	39.918	2:01.260	21	1 LAP	2:22.889
75	44.698	2:09.112	15	48.355	2:05.295	30	2 LAPS	1:58.117	30	2 LAPS	1:59.285	15	1:15.712	2:03.549
65	54.725	2:13.332	83	1 LAP	2:23.822	24	1 LAP	2:32.003	28	1 LAP	2:23.967	17	1 LAP	3:29.940P
72	57.741	2:17.206	25	56.484	2:09.020	15	57.879	2:03.428	11	2 LAPS	4:57.454P	3	1 LAP	2:13.744
17	1:06.568	2:16.983	65	1:13.869	2:12.342	3	1 LAP	2:23.861	15	1:04.130	2:03.151	11	2 LAPS	2:48.240P
70	1:07.143	2:13.656	55	1 LAP	3:49.303P	25	1:10.653	2:08.073	72	1 LAP	3:41.583P	72	1 LAP	2:24.455
48	1:10.116	2:17.595	72	1:23.514	2:18.971	83	1 LAP	2:12.715	3	1 LAP	2:12.774	83	1 LAP	2:11.842
58	1:10.239	2:17.123	17	1:24.011	2:10.641	52	1 LAP	3:43.747P	25	1:21.189	2:07.436	96	1 LAP	3:35.309P
38	1:14.286	2:17.523	70	1:25.038	2:11.093	50	1:18.488	2:29.457	87	1 LAP	3:41.211P			
87	1:14.672	2:16.861	87	1:36.382	2:14.908	58	1 LAP	3:59.326P	83	1 LAP	2:11.977			
96	1:19.089	2:18.941	38	1:37.949	2:16.861	17	1:37.558	2:07.451	38	1 LAP	3:44.193P			
52	1:19.181	2:19.383	48	1:39.039	2:22.121	70	1:41.247	2:10.113	48	1 LAP	3:47.146P			
37	1:21.227	2:17.783	96	1:39.641	2:13.750				52	1 LAP	2:25.578			
98	1:30.352	2:17.421	37	1:45.628	2:17.599				80	1 LAP	3:42.376P			
21	1:33.514	2:24.764	98	1:53.012	2:15.858				58	1 LAP	2:23.262			
11	1:34.504	2:16.033												
80	1:36.990	2:15.632												
28	1:44.558	2:19.567												

Car No's 75 no transponder.
Weather : Cloudy / Wet

Brands Hatch
Circuit Length = 2.6228 miles.
Start: 17:37 End: 18:17

HSCC Classic Sports Car Championship supported by Dunlop

LAP CHART FOR RACE 7

(contd.)

Lap 11			Lap 12			Lap 13			Lap 14			Lap 15		
No	Behind	Laptime	No	Behind	Laptime	No	Behind	Laptime	No	Behind	Laptime	No	Behind	Laptime
49		1:53.943	29		2:02.519	49		2:05.903	49		1:59.057	49		2:00.416
24	3 LAPS	5:03.025P	2	1 LAP	2:22.984	96	2 LAPS	2:33.223	80	2 LAPS	2:17.890	16	1 LAP	2:09.402
87	2 LAPS	2:19.744	98	2 LAPS	2:20.852	55	3 LAPS	2:22.151	55	3 LAPS	2:19.241	75	1 LAP	2:10.940
7	1 LAP	3:18.032P	58	2 LAPS	2:18.986	21	2 LAPS	2:27.098	21	2 LAPS	2:19.360	58	2 LAPS	2:17.854
38	2 LAPS	2:18.516	96	2 LAPS	2:47.591	37	2 LAPS	2:17.093	96	2 LAPS	2:27.113	24	4 LAPS	3:03.171
48	2 LAPS	2:16.637	80	2 LAPS	2:18.566	25	1 LAP	2:13.808	17	1 LAP	2:04.145	80	2 LAPS	2:14.691
2	1 LAP	3:18.422P	21	2 LAPS	3:41.097P	17	1 LAP	2:01.575	37	2 LAPS	2:13.672	17	1 LAP	2:03.067
52	2 LAPS	2:15.817	55	3 LAPS	2:20.625	29	35.711	3:18.444P	25	1 LAP	2:13.397	55	3 LAPS	2:17.521
98	2 LAPS	3:41.007P	75	1 LAP	2:03.548	28	2 LAPS	2:32.681	29	49.763	2:13.109	21	2 LAPS	2:18.592
58	2 LAPS	2:19.130	16	1 LAP	2:03.004	70	1 LAP	2:11.448	3	1 LAP	2:05.252	25	1 LAP	2:10.842
29	31.573	1:57.538	49	36.830	3:10.922P	3	1 LAP	2:06.208	70	1 LAP	2:11.740	37	2 LAPS	2:14.308
80	2 LAPS	2:29.306	37	2 LAPS	2:13.326	72	1 LAP	2:10.860	28	2 LAPS	2:29.745	29	54.744	2:05.397
55	3 LAPS	2:25.570	28	2 LAPS	2:46.770	24	3 LAPS	3:08.760	7	1:21.028	1:59.882	96	2 LAPS	2:26.268
28	2 LAPS	3:38.453P	24	3 LAPS	3:25.490	7	1:20.203	2:04.980	72	1 LAP	2:10.224	3	1 LAP	2:03.268
34	45.398	1:56.779	25	1 LAP	2:18.986	34	1:25.259	2:31.241	48	1 LAP	2:10.842	70	1 LAP	2:06.549
30	2 LAPS	1:55.729	17	1 LAP	2:03.420	48	1 LAP	2:13.556	38	1 LAP	2:11.352	7	1:20.221	1:59.609
75	1 LAP	2:05.313	70	1 LAP	2:19.448	38	1 LAP	2:12.431	34	1:41.432	2:15.230	72	1 LAP	2:09.914
16	1 LAP	2:02.354	3	1 LAP	2:05.260	87	1 LAP	2:13.990	87	1 LAP	2:12.458	28	2 LAPS	2:28.240
25	1 LAP	3:33.506P	30	2 LAPS	3:19.160P	30	2 LAPS	2:41.673	30	2 LAPS	2:09.517	48	1 LAP	2:10.101
37	2 LAPS	2:29.166	34	1:36.751	3:25.445P	83	1 LAP	2:35.702	83	1 LAP	2:08.783	38	1 LAP	2:08.943
15	1:24.494	2:02.725	72	1 LAP	2:10.567	52	1 LAP	2:12.069	52	1 LAP	2:12.909	30	2 LAPS	2:07.969
70	1 LAP	3:28.109P	83	1 LAP	2:10.945	2	1:41.292	2:09.892	2	1:51.749	2:09.514	34	1:52.987	2:11.971
17	1 LAP	2:12.304	48	1 LAP	2:12.268	98	1 LAP	2:11.653	15	1:54.147	2:02.435	87	1 LAP	2:12.055
3	1 LAP	2:09.840	38	1 LAP	2:15.677	15	1:50.769	2:06.193	98	1 LAP	2:12.446	15	1:54.574	2:00.843
72	1 LAP	2:14.116	7	1:57.956	2:03.113	16	1:51.426	2:02.216						
83	1 LAP	2:13.712	87	1 LAP	2:18.213	75	1:52.338	2:02.503						
87	1 LAP	2:13.278	52	1 LAP	2:12.914	58	1 LAP	2:17.530						
38	1 LAP	2:11.489	2	2:14.133	2:12.811									
48	1 LAP	2:10.700	98	1 LAP	2:13.541									
52	1 LAP	2:14.826	58	1 LAP	2:15.791									
7	2:28.935	2:24.503	15	2:27.309	3:36.907P									
			75	2:32.568	2:02.708									
			16	2:31.943	2:01.961									
			80	1 LAP	2:17.744									

Car No's 75 no transponder.
Weather : Cloudy / Wet

Brands Hatch
Circuit Length = 2.6228 miles.
Start: 17:37 End: 18:17

HSCC Classic Sports Car Championship supported by Dunlop LAP CHART FOR RACE 7

(contd.)

Lap 16			Lap 17			Lap 18			Lap 19			Lap 20		
No	Behind	Laptime	No	Behind	Laptime	No	Behind	Laptime	No	Behind	Laptime	No	Behind	Laptime
49		1:55.039	49		1:56.555	49		1:55.915						
83	2 LAPS	2:10.069	48	2 LAPS	2:09.951	96	3 LAPS	2:25.773						
2	1 LAP	2:07.832	15	1 LAP	2:03.272	72	2 LAPS	2:08.941						
16	1 LAP	2:01.721	30	3 LAPS	2:07.234	15	1 LAP	2:01.022						
52	2 LAPS	2:14.070	38	2 LAPS	2:11.848	30	3 LAPS	2:04.503						
75	1 LAP	2:05.918	34	1 LAP	2:09.692	48	2 LAPS	2:09.489						
98	2 LAPS	2:13.833	87	2 LAPS	2:13.343	38	2 LAPS	2:08.484						
58	2 LAPS	2:15.788	16	1 LAP	2:04.868	24	5 LAPS	2:46.950						
17	1 LAP	2:00.022	2	1 LAP	2:09.841	16	1 LAP	2:01.890						
80	2 LAPS	2:15.868	28	3 LAPS	2:31.359	34	1 LAP	2:11.546						
55	3 LAPS	2:17.707	83	2 LAPS	2:14.106	2	1 LAP	2:06.610						
21	2 LAPS	2:17.675	75	1 LAP	2:02.220	75	1 LAP	2:04.642						
25	1 LAP	2:12.369	52	2 LAPS	2:12.522	83	2 LAPS	2:13.286						
29	1:06.870	2:07.165	98	2 LAPS	2:10.510	87	2 LAPS	2:18.792						
3	1 LAP	2:04.554	17	1 LAP	2:08.628	52	2 LAPS	2:11.119						
37	2 LAPS	2:13.759	58	2 LAPS	2:19.482	98	2 LAPS	2:09.131						
70	1 LAP	2:10.981	80	2 LAPS	2:12.278	28	3 LAPS	2:28.153						
7	1:24.603	1:59.421	29	1:13.901	2:03.586	17	1 LAP	2:01.970						
24	4 LAPS	2:59.154	3	1 LAP	2:05.285	58	2 LAPS	2:12.014						
96	2 LAPS	2:26.998	25	1 LAP	2:14.436	80	2 LAPS	2:12.894						
72	1 LAP	2:08.203	7	1:27.642	1:59.594	29	1:22.235	2:04.249						
			55	3 LAPS	2:21.539	3	1 LAP	2:00.221						
			37	2 LAPS	2:14.682	7	1:29.947	1:58.220						
			21	2 LAPS	2:21.157	25	1 LAP	2:10.652						
			70	1 LAP	2:09.620	55	3 LAPS	2:14.771						
						37	2 LAPS	2:14.013						
						70	1 LAP	2:09.166						
						21	2 LAPS	2:20.249						

Car No's 75 no transponder.
Weather : Cloudy / Wet

Brands Hatch
Circuit Length = 2.6228 miles.
Start: 17:37 End: 18:17

HSCC The School Garage Historic Road Sports Championship

QUALIFYING FOR RACE 8

POS	NO	CL	DRIVER	NAT	CAR	TIME	LAPS	GAP	MPH
1	89	Inv	James O'MAHONY		Chevrolet Camaro	1:50.183	11		85.69
2	42	C	Malcolm SANDERS		Lotus Elan S3	1:50.934	10	0.751	85.11
3	18	A	Laurence BAILEY		TVR Griffith	1:51.640	11	1.457	84.57
4	52	B	Justin MURPHY		Milano GT Mk1	1:51.826	11	1.643	84.43
5	1	C	Andy SHEPHERD		Lotus Seven S2	1:52.487	11	2.304	83.93
6	11	A	Jason KENNEDY		TVR Griffith	1:52.840	11	2.657	83.67
7	2	D	Robert BARRIE		Porsche 911	1:53.537	10	3.354	83.16
8	15	B	Mike EAGLES		Milano GT Mk1	1:54.086	10	3.903	82.76
9	27	B	Chris BURBURY		Triumph TR5	1:54.655	10	4.472	82.35
10	54	C	Martin HALLIDAY		Lotus Seven	1:54.732	10	4.549	82.29
11	72	E	Jim GATHERCOLE		MG Midget	1:55.456	5	5.273	81.78
12	37	D	Mark CAMPBELL		Porsche 911	1:55.727	10	5.544	81.58
13	71	E	Dick COFFEY		Turner Mk1	1:55.787	10	5.604	81.54
14	63	B	Colin SHARP		Triumph TR4A	1:56.120	10	5.937	81.31
15	20	B	Rory BELL		Triumph TR5	1:58.098	10	7.915	79.95
16	55	A	Hugo DIXON		Chevrolet Camaro	1:58.348	4	8.165	79.78
17	17	A	Adam SIMMONDS		Ford Mustang	1:58.505	10	8.322	79.67
18	46	C	Peter ST BARBE		Lotus Elan S4	1:59.323	7	9.140	79.13
19	7	E	Brian ARCULUS		Lotus Elite	1:59.328	8	9.145	79.12
20	78	B	Jonathon RUSHTON		Morgan Plus 4	1:59.582	10	9.399	78.95
21	39	Inv	Jonathan HARTOP		Alfa 2000 GTV	2:00.090	10	9.907	78.62
22	74	A	Robin BATT		Jaguar E Type	2:00.715	10	10.532	78.21
23	10	E	Peter BORNHAUSER		Ginetta G15	2:01.311	10	11.128	77.83
24	66	B	Mark HOBLE		Morgan Plus 4	2:01.833	9	11.650	77.50
25	45	D	Matthew NEWMAN		Alfa Romeo GTV	2:02.881	5	12.698	76.83
26	44	B	David KIRBY		Triumph TR6	2:03.241	10	13.058	76.61
27	31	B	James OWEN		Triumph TR5	2:05.301	5	15.118	75.35
28	96	D	Dick GRAINGER		Porsche 911	2:06.016	7	15.833	74.92
29	94	B	John LEVETT-PRINSEP		Austin Healey 3000 MkII	2:07.494	9	17.311	74.05
30	30	F	Tim BURRETT		Lancia Aurelia B20	2:10.256	9	20.073	72.48
31	53	F	John CHISHOLM		Jaguar XK120	2:13.325	3	23.142	70.82
32	19	F	Chris GAWNE		Lancia Aurelia B20 GT	2:14.303	9	24.120	70.30
33	35	B	David THREADINGHAM		Morgan Plus 4	2:16.802	9	26.619	69.02
34	83	F	Daniel WOOD		JWF Italia	2:31.091	4	40.908	62.49

Car No's 15, 39 & 54 need working transponders please.

Weather : Overcast / Damp

These results are provisional until the conclusion of any judicial and technical matters.

Brands Hatch

Circuit Length = 2.6228 miles.

Start: 10:00 End: 10:20

Clerk of Course:	Stewards:	Timekeeper:
------------------	-----------	-------------

HSCC The School Garage Historic Road Sports Championship

LAP ANALYSIS - QUALIFYING RACE 8

1	Andy SHEPHERD	Lotus Seven S2
1 - 2:26.330	6 - 1:54.623	11 - 1:52.487
2 - 1:57.259	7 - 1:53.094	
3 - 1:55.604	8 - 1:54.389	
4 - 1:54.970	9 - 1:57.870	
5 - 1:52.965	10 - 1:52.659	
2	Robert BARRIE	Porsche 911
1 - 3:06.424	6 - 1:56.111	
2 - 2:04.571	7 - 1:54.061	
3 - 1:58.686	8 - 1:58.903	
4 - 1:56.170	9 - 1:54.986	
5 - 1:54.258	10 - 1:53.537	
7	Brian ARCULUS	Lotus Elite
1 - 3:03.205	6 - 2:01.794	
2 - 2:09.998	7 - 1:59.328	
3 - 2:01.167	8 - 2:00.546	
4 - 2:00.388		
5 - 2:00.855		
10	Peter BORNHAUSER	Ginetta G15
1 - 3:19.371	6 - 2:01.311	
2 - 2:10.560	7 - 2:01.942	
3 - 2:04.501	8 - 2:11.413	
4 - 2:02.396	9 - 2:03.670	
5 - 2:02.212	10 - 2:03.422	
11	Jason KENNEDY	TVR Griffith
1 - 2:16.385	6 - 1:55.439	11 - 1:57.397
2 - 2:00.326	7 - 1:54.183	
3 - 1:54.936	8 - 1:52.840	
4 - 1:54.181	9 - 1:57.014	
5 - 1:55.079	10 - 2:01.549	
15	Mike EAGLES	Milano GT Mk1
1 - 2:41.397	6 - 1:56.724	
2 - 1:59.471	7 - 1:57.338	
3 - 1:57.807	8 - 1:57.158	
4 - 1:54.086	9 - 1:55.670	
5 - 1:56.635	10 - 1:56.748	
17	Adam SIMMONDS	Ford Mustang
1 - 3:04.691	6 - 1:59.885	
2 - 2:11.256	7 - 1:59.918	
3 - 2:06.361	8 - 2:00.885	
4 - 2:02.438	9 - 2:05.678	
5 - 1:58.505	10 - 2:02.141	

Car No's 15, 39 & 54 need working transponders please.
Weather : Overcast / Damp

HSCC The School Garage Historic Road Sports Championship

LAP ANALYSIS - QUALIFYING RACE 8

(contd.)

18	Laurence BAILEY	TVR Griffith
1 - 2:17.240	6 - 1:52.335	11 - 1:52.141
2 - 1:55.671	7 - 1:51.677	
3 - 1:53.862	8 - 2:04.731	
4 - 1:51.640	9 - 1:59.652	
5 - 1:53.980	10 - 1:54.604	
19	Chris GAWNE	Lancia Aurelia B20 GT
1 - 3:01.127	6 - 2:16.765	
2 - 2:24.979	7 - 2:17.139	
3 - 2:18.590	8 - 2:15.101	
4 - 2:18.379	9 - 2:14.303	
5 - 2:19.488		
20	Rory BELL	Triumph TR5
1 - 3:00.186	6 - 1:58.757	
2 - 2:13.106	7 - 1:59.373	
3 - 2:10.591	8 - 2:01.281	
4 - 2:01.581	9 - 1:59.880	
5 - 2:00.062	10 - 1:58.098	
27	Chris BURBURY	Triumph TR5
1 - 3:20.350	6 - 1:56.286	
2 - 2:01.572	7 - 1:55.280	
3 - 2:00.703	8 - 1:56.694	
4 - 1:58.426	9 - 1:56.289	
5 - 1:56.404	10 - 1:54.655	
30	Tim BURRETT	Lancia Aurelia B20
1 - 2:42.022	6 - 2:10.805	
2 - 2:15.824	7 - 2:11.015	
3 - 2:14.329	8 - 2:13.719	
4 - 2:12.840	9 - 2:10.256	
5 - 2:10.745		
31	James OWEN	Triumph TR5
1 - 3:26.795		
2 - 2:13.593		
3 - 2:06.525		
4 - 2:05.301		
5 - 5:02.587P		
35	David THREADINGHAM	Morgan Plus 4
1 - 2:50.244	6 - 2:18.985	
2 - 2:19.661	7 - 2:16.802	
3 - 2:22.514	8 - 2:16.827	
4 - 2:19.875	9 - 2:17.390	
5 - 2:19.947		

Car No's 15, 39 & 54 need working transponders please.
Weather : Overcast / Damp

Brands Hatch
Circuit Length = 2.6228 miles.
Start: 10:00 End: 10:20

HSCC The School Garage Historic Road Sports Championship

LAP ANALYSIS - QUALIFYING RACE 8

(contd.)

37	Mark CAMPBELL	Porsche 911
1 - 3:08.521	6 - 1:57.001	
2 - 2:06.212	7 - 1:55.959	
3 - 2:01.559	8 - 1:56.241	
4 - 1:58.902	9 - 1:58.048	
5 - 1:57.724	10 - 1:55.727	
39	Jonathan HARTOP	Alfa 2000 GTV
1 - 3:04.124	6 - 2:00.432	
2 - 2:11.194	7 - 2:01.283	
3 - 2:05.081	8 - 2:03.658	
4 - 2:04.215	9 - 2:00.090	
5 - 2:01.259	10 - 2:01.440	
42	Malcolm SANDERS	Lotus Elan S3
1 - 2:14.443	6 - 2:00.893	
2 - 1:58.120	7 - 1:52.806	
3 - 1:56.357	8 - 1:53.405	
4 - 1:55.462	9 - 1:51.689	
5 - 2:49.967P	10 - 1:50.934	
44	David KIRBY	Triumph TR6
1 - 2:49.785	6 - 2:05.337	
2 - 2:06.392	7 - 2:05.793	
3 - 2:06.278	8 - 2:03.241	
4 - 2:05.401	9 - 2:05.092	
5 - 2:04.307	10 - 2:33.628P	
45	Matthew NEWMAN	Alfa Romeo GTV
1 - 3:34.716		
2 - 2:12.375		
3 - 2:04.261		
4 - 2:02.881		
5 - 2:29.556P		
46	Peter ST BARBE	Lotus Elan S4
1 - 2:14.972	6 - 1:59.873	
2 - 2:02.777	7 - 1:59.323	
3 - 2:00.689		
4 - 2:00.703		
5 - 1:59.799		
52	Justin MURPHY	Milano GT Mk1
1 - 2:30.509	6 - 1:53.923	11 - 2:21.663P
2 - 1:57.971	7 - 1:52.444	
3 - 1:55.257	8 - 1:52.206	
4 - 1:54.473	9 - 1:54.428	
5 - 1:53.328	10 - 1:51.826	

Car No's 15, 39 & 54 need working transponders please.
Weather : Overcast / Damp

Brands Hatch
Circuit Length = 2.6228 miles.
Start: 10:00 End: 10:20
Printed - 10:23 Sunday, 07 May 2006

HSCC The School Garage Historic Road Sports Championship

LAP ANALYSIS - QUALIFYING RACE 8

(contd.)

53	John CHISHOLM	Jaguar XK120
1 - 3:07.652 2 - 2:14.456 3 - 2:13.325		
54	Martin HALLIDAY	Lotus Seven
1 - 3:01.680 6 - 1:57.576 2 - 2:08.918 7 - 1:56.358 3 - 2:01.311 8 - 1:59.270 4 - 1:58.360 9 - 1:56.729 5 - 2:01.645 10 - 1:54.732		
55	Hugo DIXON	Chevrolet Camaro
1 - 2:42.684 2 - 2:04.005 3 - 1:59.338 4 - 1:58.348		
63	Colin SHARP	Triumph TR4A
1 - 2:43.384 6 - 1:57.368 2 - 2:06.191 7 - 1:57.027 3 - 1:59.515 8 - 1:57.518 4 - 1:56.738 9 - 1:56.120 5 - 1:57.974 10 - 1:56.313		
66	Mark HOBLE	Morgan Plus 4
1 - 3:01.030 6 - 2:02.032 2 - 2:13.772 7 - 2:01.833 3 - 2:10.030 8 - 3:13.058P 4 - 2:03.309 9 - 2:07.542 5 - 2:03.741		
71	Dick COFFEY	Turner Mk1
1 - 2:31.933 6 - 1:56.832 2 - 2:00.686 7 - 1:56.349 3 - 2:01.452 8 - 1:56.471 4 - 1:58.400 9 - 1:55.787 5 - 1:59.496 10 - 1:57.230		
72	Jim GATHERCOLE	MG Midget
1 - 3:02.941 2 - 2:07.818 3 - 1:59.904 4 - 1:56.602 5 - 1:55.456		

Car No's 15, 39 & 54 need working transponders please.
 Weather : Overcast / Damp

Brands Hatch
 Circuit Length = 2.6228 miles.
 Start: 10:00 End: 10:20

HSCC The School Garage Historic Road Sports Championship

LAP ANALYSIS - QUALIFYING RACE 8

(contd.)

74	Robin BATT	Jaguar E Type
1 - 2:34.063	6 - 2:02.250	
2 - 2:03.250	7 - 2:01.547	
3 - 2:05.252	8 - 2:05.648	
4 - 2:00.715	9 - 2:08.230	
5 - 2:01.157	10 - 2:07.626	
78	Jonathon RUSHTON	Morgan Plus 4
1 - 3:07.275	6 - 2:02.870	
2 - 2:08.293	7 - 2:01.020	
3 - 2:06.389	8 - 2:01.306	
4 - 2:04.379	9 - 2:00.099	
5 - 2:02.319	10 - 1:59.582	
83	Daniel WOOD	JWF Italia
1 - 5:19.390P		
2 - 2:46.478		
3 - 2:33.934		
4 - 2:31.091		
89	James O'MAHONY	Chevrolet Camaro
1 - 2:18.136	6 - 1:52.786	11 - 1:51.942
2 - 1:59.796	7 - 1:53.780	
3 - 2:13.066	8 - 1:50.183	
4 - 1:54.970	9 - 1:52.632	
5 - 1:55.647	10 - 1:51.169	
94	John LEVETT-PRINSEP	Austin Healey 3000 MkII
1 - 2:42.589	6 - 2:09.876	
2 - 2:11.360	7 - 2:09.576	
3 - 2:09.758	8 - 2:12.793	
4 - 2:09.588	9 - 2:07.494	
5 - 2:10.178		
96	Dick GRAINGER	Porsche 911
1 - 6:15.588	6 - 3:25.548P	
2 - 2:06.430	7 - 2:13.399	
3 - 2:06.016		
4 - 2:07.268		
5 - 2:07.323		

Car No's 15, 39 & 54 need working transponders please.
Weather : Overcast / Damp

Brands Hatch
Circuit Length = 2.6228 miles.
Start: 10:00 End: 10:20

HSCC The School Garage Historic Road Sports Championship

GRID FOR RACE 8 - AMENDED

ROW 17	83	WOOD	39	HARTOP	
ROW 16		19	GAWNE	35	THREADINGHAM
ROW 15	30	BURRETT	53	CHISHOLM	
ROW 14		96	GRAINGER	94	LEVETT-PRINSEP
ROW 13	44	KIRBY	31	OWEN	
ROW 12		66	HOBLE	45	NEWMAN
ROW 11	74	BATT	10	BORNHAUSER	
ROW 10		7	ARCULUS	78	RUSHTON
ROW 9	17	SIMMONDS	46	ST BARBE	
ROW 8		20	BELL	55	DIXON
ROW 7	71	COFFEY	63	SHARP	
ROW 6		72	GATHERCOLE	37	CAMPBELL
ROW 5	27	BURBURY	54	HALLIDAY	
ROW 4		2	BARRIE	15	EAGLES
ROW 3	1	SHEPHERD	11	KENNEDY	
ROW 2		18	BAILEY	52	MURPHY
ROW 1	89	O'MAHONY	42	SANDERS	
POLE					

Car No's 15, 39 & 54 need working transponders please.

Weather : Overcast / Damp

These results are provisional until the conclusion of any judicial and technical matters.

Brands Hatch

Circuit Length = 2.6228 miles.

Start: 10:00 End: 10:20

Clerk of Course:

Stewards:

Timekeeper:

HSCC The School Garage Historic Road Sports Championship

PROVISIONAL RESULT - RACE 8

POS	NO	CL	DRIVER	NAT	CAR	TIME	LAPS	GAP	MPH	BEST
1	18	A	Laurence BAILEY		TVR Griffith	16:43.305	9		84.76	1:45.723
2	89	Inv	James O'MAHONY		Chevrolet Camaro	16:52.357	9	9.052	84.00	1:49.957
3	15	B	Mike EAGLES		Milano GT Mk1	16:53.620	9	10.315	83.90	1:50.733
4	52	B	Justin MURPHY		Milano GT Mk1	16:55.368	9	12.063	83.76	1:50.329
5	42	C	Malcolm SANDERS		Lotus Elan S3	17:02.573	9	19.268	83.17	1:51.457
6	1	C	Andy SHEPHERD		Lotus Seven S2	17:03.230	9	19.925	83.11	1:49.896
7	2	D	Robert BARRIE		Porsche 911	17:10.002	9	26.697	82.57	1:52.514
8	11	A	Jason KENNEDY		TVR Griffith	17:12.445	9	29.140	82.37	1:51.023
9	54	C	Martin HALLIDAY		Lotus Seven	17:25.051	9	41.746	81.38	1:53.834
10	71	E	Dick COFFEY		Turner Mk1	17:37.571	9	54.266	80.41	1:55.092
11	17	A	Adam SIMMONDS		Ford Mustang	17:47.632	9	1:04.327	79.66	1:56.169
12	37	D	Mark CAMPBELL		Porsche 911	17:51.389	9	1:08.084	79.38	1:55.176
13	45	D	Matthew NEWMAN		Alfa Romeo GTV	18:04.657	9	1:21.352	78.40	1:58.099
14	74	A	Robin BATT		Jaguar E Type	18:08.356	9	1:25.051	78.14	1:56.235
15	66	B	Mark HOBLE		Morgan Plus 4	18:08.486	9	1:25.181	78.13	1:58.200
16	78	B	Jonathon RUSHTON		Morgan Plus 4	18:08.749	9	1:25.444	78.11	1:57.734
17	53	F	John CHISHOLM		Jaguar XK120	16:51.140	8	1 LAP	74.77	2:04.165
18	94	B	John LEVETT-PRINSEP		Austin Healey 3000 MkII	16:51.723	8	1 LAP	74.72	2:02.015
19	96	D	Dick GRAINGER		Porsche 911	16:57.713	8	1 LAP	74.28	2:04.354
20	30	F	Tim BURRETT		Lancia Aurelia B20	17:37.678	8	1 LAP	71.48	2:08.310
21	35	B	David THREADINGHAM		Morgan Plus 4	17:40.193	8	1 LAP	71.31	2:08.616
22	19	F	Chris GAWNE		Lancia Aurelia B20 GT	18:09.634	8	1 LAP	69.38	2:13.533

NOT CLASSIFIED

27	B	Chris BURBURY	Triumph TR5	11:38.811	6	D.N.F.	81.16	1:52.621
55	A	Hugo DIXON	Chevrolet Camaro	11:40.160	6	D.N.F.	81.01	1:54.691
39	Inv	Jonathan HARTOP	Alfa 2000 GTV	12:46.696	6	D.N.F.	73.98	2:02.793
44	B	David KIRBY	Triumph TR6	6:37.642	3	D.N.F.	71.40	2:06.736
20	B	Rory BELL	Triumph TR5	4:05.007	2	D.N.F.	77.35	1:57.653
10	E	Peter BORNHAUSER	Ginetta G15		0	D.N.F.	N/A	
83	F	Daniel WOOD	JWF Italia		0	D.N.F.	N/A	

FASTEST LAP

18	A	Laurence BAILEY	TVR Griffith	1:45.723	2	89.31mph	143.73kph
1	C	Andy SHEPHERD	Lotus Seven S2	1:49.896	7	85.91mph	138.27kph
89	Inv	James O'MAHONY	Chevrolet Camaro	1:49.957	2	85.87mph	138.19kph
52	B	Justin MURPHY	Milano GT Mk1	1:50.329	5	85.58mph	137.72kph
2	D	Robert BARRIE	Porsche 911	1:52.514	4	83.91mph	135.05kph
71	E	Dick COFFEY	Turner Mk1	1:55.092	5	82.03mph	132.02kph
53	F	John CHISHOLM	Jaguar XK120	2:04.165	3	76.04mph	122.38kph

Car No's 46 & 63 took first start.

Weather : Sunny / Damp

These results are provisional until the conclusion of any judicial and technical matters.

Brands Hatch

Circuit Length = 2.6228 miles.

Start: 13:49 End: 14:05

Clerk of Course:	Stewards:	Timekeeper:

HSCC The School Garage Historic Road Sports Championship

LAP CHART FOR RACE 8

Lap 1			Lap 2			Lap 3			Lap 4			Lap 5		
No	Behind	Laptime	No	Behind	Laptime	No	Behind	Laptime	No	Behind	Laptime	No	Behind	Laptime
18		1:55.362	18		1:45.723	18		1:47.463	18		1:49.789	18		1:50.153
89	1.405	1:56.767	89	5.639	1:49.957	89	9.070	1:50.894	89	12.760	1:53.479	19	1 LAP	2:14.499
15	4.328	1:59.690	15	9.338	1:50.733	15	12.985	1:51.110	15	14.256	1:51.060	89	14.599	1:51.992
52	5.915	2:01.277	52	10.747	1:50.555	52	13.996	1:50.712	52	16.335	1:52.128	15	15.846	1:51.743
42	6.340	2:01.702	42	13.637	1:53.020	42	17.894	1:51.720	42	20.857	1:52.752	52	16.511	1:50.329
2	6.803	2:02.165	2	14.765	1:53.685	2	19.950	1:52.648	2	22.675	1:52.514	42	23.169	1:52.465
55	7.974	2:03.336	27	16.553	1:53.360	27	21.711	1:52.621	27	25.648	1:53.726	2	25.983	1:53.461
27	8.916	2:04.278	55	17.391	1:55.140	55	24.980	1:55.052	1	30.724	1:54.281	1	33.128	1:52.557
1	10.135	2:05.497	1	18.312	1:53.900	1	26.232	1:55.383	55	31.560	1:56.369	27	34.130	1:58.635
20	11.992	2:07.354	54	20.414	1:53.834	54	26.963	1:54.012	54	32.593	1:55.419	55	36.098	1:54.691
54	12.303	2:07.665	20	23.922	1:57.653	71	32.861	1:55.742	11	35.112	1:51.541	11	36.762	1:51.803
71	12.504	2:07.866	71	24.582	1:57.801	11	33.360	1:51.097	71	39.736	1:56.664	54	36.832	1:54.392
17	15.300	2:10.662	17	26.626	1:57.049	17	38.181	1:59.018	17	45.872	1:57.480	71	44.675	1:55.092
78	17.056	2:12.418	11	29.726	1:51.131	74	40.633	1:58.094	74	47.908	1:57.064	17	52.567	1:56.848
74	17.260	2:12.622	74	30.002	1:58.465	45	43.680	1:58.868	37	50.283	1:55.176	74	53.990	1:56.235
45	17.650	2:13.012	78	31.624	2:00.291	37	44.896	1:56.486	45	52.895	1:59.004	37	55.731	1:55.601
66	19.527	2:14.889	45	32.275	2:00.348	78	45.511	2:01.350	78	55.615	1:59.893	45	1:01.535	1:58.793
53	21.242	2:16.604	66	34.625	2:00.821	66	47.575	2:00.413	66	56.314	1:58.528	66	1:04.663	1:58.502
96	23.072	2:18.434	37	35.873	1:57.356	53	57.055	2:04.165	53	1:12.197	2:04.931	78	1:05.508	2:00.046
94	23.710	2:19.072	53	40.353	2:04.834	96	1:02.836	2:06.100	96	1:18.650	2:05.603	53	1:26.684	2:04.640
37	24.240	2:19.602	94	44.176	2:06.189	39	1:03.602	2:05.712	94	1:18.739	2:04.836	94	1:30.601	2:02.015
11	24.318	2:19.680	96	44.199	2:06.850	94	1:03.692	2:06.979	39	1:19.738	2:05.925	96	1:32.851	2:04.354
30	26.895	2:22.257	39	45.353	2:02.793	44	1:09.094	2:06.809	35	1:35.797	2:11.458	39	1:33.610	2:04.025
39	28.283	2:23.645	44	49.748	2:06.736	30	1:13.561	2:09.134	30	1:41.777	2:18.005			
44	28.735	2:24.097	30	51.890	2:10.718	35	1:14.128	2:08.616						
35	29.706	2:25.068	35	52.975	2:08.992	19	1:27.996	2:14.871						
19	32.047	2:27.409	19	1:00.588	2:14.264									

Car No's 46 & 63 took first start.
Weather : Sunny / Damp

Brands Hatch
Circuit Length = 2.6228 miles.
Start: 13:49 End: 14:05

HSCC The School Garage Historic Road Sports Championship

LAP CHART FOR RACE 8

(contd.)

Lap 6			Lap 7			Lap 8			Lap 9			Lap 10		
No	Behind	Laptime	No	Behind	Laptime	No	Behind	Laptime	No	Behind	Laptime	No	Behind	Laptime
18		1:51.926	18		1:52.316	18		1:56.096	18		1:54.477			
35	1 LAP	2:14.715	89	15.991	1:53.973	96	1 LAP	2:06.710	53	1 LAP	2:04.956			
30	1 LAP	2:08.859	15	17.362	1:54.520	89	11.362	1:51.467	94	1 LAP	2:04.916			
89	14.334	1:51.661	52	17.862	1:54.285	15	12.642	1:51.376	89	9.052	1:52.167			
15	15.158	1:51.238	42	24.903	1:53.513	52	12.986	1:51.220	15	10.315	1:52.150			
52	15.893	1:51.308	30	1 LAP	2:08.909	42	22.288	1:53.481	52	12.063	1:53.554			
42	23.706	1:52.463	35	1 LAP	2:11.776	1	24.172	1:50.798	96	1 LAP	2:05.078			
19	1 LAP	2:14.900	2	29.137	1:54.371	2	27.160	1:54.119	42	19.268	1:51.457			
2	27.082	1:53.025	1	29.470	1:49.896	11	31.825	1:52.946	1	19.925	1:50.230			
1	31.890	1:50.688	11	34.975	1:51.023	30	1 LAP	2:08.310	2	26.697	1:54.014			
11	36.268	1:51.432	54	43.806	1:55.871	35	1 LAP	2:09.633	11	29.140	1:51.792			
27	38.395	1:56.191	19	1 LAP	2:13.533	54	41.853	1:54.143	54	41.746	1:54.370			
55	39.744	1:55.572	71	52.372	1:56.164	71	52.346	1:56.070	71	54.266	1:56.397			
54	40.251	1:55.345	17	1:01.829	1:57.335	17	1:02.415	1:56.682	30	1 LAP	2:11.486			
71	48.524	1:55.775	37	1:05.383	1:57.290	19	1 LAP	2:14.834	35	1 LAP	2:09.935			
17	56.810	1:56.169	74	1:11.210	2:03.567	37	1:06.332	1:57.045	17	1:04.327	1:56.389			
74	59.959	1:57.895	45	1:15.181	1:59.094	74	1:16.764	2:01.650	37	1:08.084	1:56.229			
37	1:00.409	1:56.604	66	1:17.593	1:58.200	45	1:17.730	1:58.645	45	1:21.352	1:58.099			
45	1:08.403	1:58.794	78	1:17.930	1:57.734	66	1:20.177	1:58.680	74	1:25.051	2:02.764			
66	1:11.709	1:58.972	53	1:53.452	2:05.947	78	1:20.593	1:58.759	66	1:25.181	1:59.481			
78	1:12.512	1:58.930	94	1:54.075	2:05.243				78	1:25.444	1:59.328			
53	1:39.821	2:05.063							19	1 LAP	2:15.324			
94	1:41.148	2:02.473												
96	1:45.509	2:04.584												
39	1:46.280	2:04.596												

Car No's 46 & 63 took first start.
Weather : Sunny / Damp

Brands Hatch
Circuit Length = 2.6228 miles.
Start: 13:49 End: 14:05

HGPCA Grand Prix 61 QUALIFYING FOR RACE 9

POS	NO	CL	DRIVER	NAT	CAR	TIME	LAPS	GAP	MPH
1	7	6	Nick WIGLEY		Connaught B4	1:50.137	5		85.73
2	1	7	Tony SMITH		Ferrari Dino 256	1:50.718	9	0.581	85.28
3	6	8	Rod JOLLEY		Lister Jaguar Monzapolis	1:51.294	11	1.157	84.83
4	4	7	John CLARK		Cooper T43	1:52.831	8	2.694	83.68
5	12	7	Harvey SYKES		Cooper T43	1:54.935	10	4.798	82.15
6	77	7	Richard PARNELL		Walker Climax Tipo 10	1:55.175	10	5.038	81.98
7	14	5	Paul GRANT		Cooper Bristol MkII	1:56.601	10	6.464	80.97
8	16	5	Michael PARR		Cooper Bristol MkII	2:01.192	10	11.055	77.91
9	27	6	David BENNETT		Maserati A6GCM	2:01.551	10	11.414	77.68
10	2	5	Ian NUTHALL		Alfa F2	2:02.394	3	12.257	77.14
11	9	3	Richard LAST		MG Parnell K3	2:04.628	9	14.491	75.76
12	43	7	Geoff WILLIAMS		Cooper T45	2:10.187	9	20.050	72.52
13	15	5	Andrew CAMERON		Cooper Bristol F2 T43	2:10.938	2	20.801	72.11
14	19	5	Mary GRANT-JONKERS		Cooper Bristol MkII	2:29.599	8	39.462	63.11
15	41	7	Ian HORNER		Cooper T41	2:37.001	2	46.864	60.14

Weather : Overcast / Damp

These results are provisional until the conclusion of any judicial and technical matters.

Brands Hatch

Circuit Length = 2.6228 miles.

Start: 10:32 End: 10:52

Clerk of Course:	Stewards:	Timekeeper:
------------------	-----------	-------------

HGPCA Grand Prix 61

LAP ANALYSIS - QUALIFYING RACE 9

1	Tony SMITH	Ferrari Dino 256
1 -	2:17.876	6 - 2:06.577
2 -	1:55.435	7 - 1:54.823
3 -	1:52.048	8 - 1:52.137
4 -	1:53.292	9 - 1:50.718
5 -	5:29.408P	
2	Ian NUTHALL	Alta F2
1 -	2:48.420	
2 -	2:08.397	
3 -	2:02.394	
4	John CLARK	Cooper T43
1 -	2:11.678	6 - 1:52.831
2 -	1:56.889	7 - 1:53.726
3 -	1:54.544	8 - 1:54.177
4 -	1:56.041	
5 -	1:54.198	
6	Rod JOLLEY	Lister Jaguar Monzapolis
1 -	2:35.700	6 - 1:52.745
2 -	2:16.732	7 - 1:52.718
3 -	1:53.828	8 - 1:51.719
4 -	1:53.827	9 - 1:51.912
5 -	1:52.979	10 - 1:51.808
7	Nick WIGLEY	Connaught B4
1 -	2:43.782	
2 -	1:57.596	
3 -	1:53.792	
4 -	1:52.527	
5 -	1:50.137	
9	Richard LAST	MG Parnell K3
1 -	3:02.308	6 - 2:07.466
2 -	2:12.641	7 - 2:06.079
3 -	2:08.723	8 - 2:04.628
4 -	2:08.157	9 - 2:04.693
5 -	2:09.549	
12	Harvey SYKES	Cooper T43
1 -	3:12.356	6 - 1:59.204
2 -	2:02.243	7 - 1:55.996
3 -	2:00.581	8 - 1:55.348
4 -	1:58.696	9 - 1:54.935
5 -	1:57.912	10 - 1:56.352

HGPCA Grand Prix 61

LAP ANALYSIS - QUALIFYING RACE 9

(contd.)

14	Paul GRANT	Cooper Bristol MkII
1 -	2:17.103	6 - 2:00.549
2 -	2:02.856	7 - 2:01.558
3 -	2:03.685	8 - 1:56.601
4 -	2:05.807	9 - 1:56.831
5 -	2:01.485	10 - 1:57.752
15	Andrew CAMERON	Cooper Bristol F2 T43
1 -	2:48.981	
2 -	2:10.938	
16	Michael PARR	Cooper Bristol MkII
1 -	2:43.494	6 - 2:05.397
2 -	2:07.022	7 - 2:02.346
3 -	2:07.966	8 - 2:01.657
4 -	2:06.623	9 - 2:01.871
5 -	2:04.995	10 - 2:01.192
19	Mary GRANT-JONKERS	Cooper Bristol MkII
1 -	3:07.218	6 - 2:32.812
2 -	2:39.967	7 - 2:31.271
3 -	2:38.050	8 - 2:29.599
4 -	2:37.830	
5 -	2:33.759	
27	David BENNETT	Maserati A6GCM
1 -	2:49.511	6 - 2:02.860
2 -	2:09.904	7 - 2:03.476
3 -	2:05.165	8 - 2:02.731
4 -	2:06.320	9 - 2:01.551
5 -	2:04.816	10 - 2:02.696
41	Ian HORNER	Cooper T41
1 -	2:37.001	
2 -	2:43.255	
43	Geoff WILLIAMS	Cooper T45
1 -	2:52.945	6 - 2:14.003
2 -	2:10.187	7 - 2:12.070
3 -	2:12.669	8 - 2:13.425
4 -	2:12.947	9 - 2:11.748
5 -	2:15.387	

Weather : Overcast / Damp

HGPCA Grand Prix 61

LAP ANALYSIS - QUALIFYING RACE 9

(contd.)

77	Richard PARNELL	Walker Climax Tipo 10
1 - 2:50.232	6 - 1:56.620	
2 - 2:07.938	7 - 1:57.950	
3 - 2:01.494	8 - 1:58.373	
4 - 2:04.081	9 - 1:55.982	
5 - 1:57.806	10 - 1:55.175	

HGPCA Grand Prix 61

GRID FOR RACE 9

ROW 8	41 HORNER	19 GRANT-JONKERS
ROW 7	15 CAMERON	43 WILLIAMS
ROW 6	9 LAST	2 NUTHALL
ROW 5	27 BENNETT	16 PARR
ROW 4	14 GRANT	77 PARNELL
ROW 3	12 SYKES	4 CLARK
ROW 2	6 JOLLEY	1 SMITH
ROW 1	7 WIGLEY	

POLE



Weather : Overcast / Damp

These results are provisional until the conclusion of any judicial and technical matters.

Brands Hatch

Circuit Length = 2.6228 miles.

Start: 10:32 End: 10:52

Clerk of Course:

Stewards:

Timekeeper:

HGPCA Grand Prix 61

PROVISIONAL RESULT - RACE 9

POS	NO	CL	DRIVER	NAT	CAR	TIME	LAPS	GAP	MPH	BEST
1	6	8	Rod JOLLEY		Lister Jaguar Monzapolis	20:24.795	11		84.85	1:49.333
2	1	7	Tony SMITH		Ferrari Dino 256	20:25.702	11	0.907	84.79	1:49.334
3	4	7	John CLARK		Cooper T43	20:26.071	11	1.276	84.76	1:49.813
4	77	7	Richard PARNELL		Walker Climax Tipo 10	20:38.854	11	14.059	83.89	1:48.703
5	14	5	Paul GRANT		Cooper Bristol MkII	21:07.631	11	42.836	81.98	1:53.136
6	2	5	Ian NUTHALL		Alta F2	21:10.520	11	45.725	81.80	1:53.245
7	12	7	Harvey SYKES		Cooper T43	21:28.870	11	1:04.075	80.63	1:53.357
8	15	5	Andrew CAMERON		Cooper Bristol F2 T43	21:44.178	11	1:19.383	79.69	1:55.757
9	16	5	Michael PARR		Cooper Bristol MkII	22:08.404	11	1:43.609	78.23	1:57.691
10	27	6	David BENNETT		Maserati A6GCM	22:20.053	11	1:55.258	77.55	1:58.074
11	9	3	Richard LAST		MG Parnell K3	20:58.766	10	1 LAP	75.06	2:03.084
12	43	7	Geoff WILLIAMS		Cooper T45	21:24.332	10	1 LAP	73.57	2:05.424
13	19	5	Mary GRANT-JONKERS		Cooper Bristol MkII	21:19.156	9	2 LAPS	66.48	2:19.911

FASTEST LAP

77	7	Richard PARNELL	Walker Climax Tipo 10	1:48.703	7	86.86mph	139.78kph
6	8	Rod JOLLEY	Lister Jaguar Monzapolis	1:49.333	2	86.36mph	138.98kph
14	5	Paul GRANT	Cooper Bristol MkII	1:53.136	10	83.45mph	134.31kph
27	6	David BENNETT	Maserati A6GCM	1:58.074	10	79.96mph	128.69kph
9	3	Richard LAST	MG Parnell K3	2:03.084	2	76.71mph	123.45kph

Weather : Sunny / Dry

These results are provisional until the conclusion of any judicial and technical matters.

Brands Hatch

Circuit Length = 2.6228 miles.

Start: 14:16 End: 14:37

Clerk of Course:	Stewards:	Timekeeper:
------------------	-----------	-------------

HGPCA Grand Prix 61 LAP CHART FOR RACE 9

Lap 1			Lap 2			Lap 3			Lap 4			Lap 5		
No	Behind	Laptime	No	Behind	Laptime	No	Behind	Laptime	No	Behind	Laptime	No	Behind	Laptime
4		1:56.729	4		1:50.808	4		1:50.728	6		1:51.009	6		1:50.276
1	0.501	1:57.230	1	0.558	1:50.865	6	0.518	1:49.979	1	0.972	1:50.846	4	4.034	1:52.759
6	2.742	1:59.471	6	1.267	1:49.333	1	1.653	1:51.823	4	1.551	1:53.078	1	4.771	1:54.075
14	5.941	2:02.670	14	10.658	1:55.525	14	16.688	1:56.758	14	20.722	1:55.561	19	1 LAP	2:22.353
2	8.555	2:05.284	2	14.067	1:56.320	2	18.458	1:55.119	77	20.938	1:52.864	77	21.930	1:51.268
16	11.612	2:08.341	12	17.321	1:56.027	77	19.601	1:52.890	2	22.733	1:55.802	14	25.363	1:54.917
12	12.102	2:08.831	77	17.439	1:53.661	12	22.045	1:55.452	12	23.875	1:53.357	2	27.352	1:54.895
77	14.586	2:11.315	16	21.703	2:00.899	16	29.689	1:58.714	16	35.853	1:57.691	12	29.479	1:55.880
15	14.656	2:11.385	15	22.157	1:58.309	15	30.073	1:58.644	15	35.963	1:57.417	15	41.444	1:55.757
9	16.344	2:13.073	9	28.620	2:03.084	27	41.042	2:02.311	27	50.674	2:01.159	16	46.041	2:00.464
27	16.633	2:13.362	27	29.459	2:03.634	9	41.220	2:03.328	9	54.781	2:05.088	27	1:02.165	2:01.767
43	20.134	2:16.863	43	35.257	2:05.931	43	49.953	2:05.424	43	1:04.253	2:05.827	9	1:09.018	2:04.513
19	34.575	2:31.304	19	1:04.291	2:20.524	19	1:33.989	2:20.426				43	1:21.110	2:07.133

Weather : Sunny / Dry

msttimina.com

Page 1 of 3

Brands Hatch
Circuit Length = 2.6228 miles.
Start: 14:16 End: 14:37
Printed - 14:40 Sunday, 07 May 2006

HGPCA Grand Prix 61

LAP CHART FOR RACE 9

(contd.)

Lap 6			Lap 7			Lap 8			Lap 9			Lap 10		
No	Behind	Laptime	No	Behind	Laptime	No	Behind	Laptime	No	Behind	Laptime	No	Behind	Laptime
6		1:52.012	6		1:50.986	6		1:50.184	6		1:51.325	6		1:50.512
1	2.504	1:49.745	1	0.852	1:49.334	1	0.856	1:50.188	1	0.734	1:51.203	1	0.876	1:50.654
4	2.750	1:50.728	4	1.585	1:49.821	4	1.646	1:50.245	4	1.152	1:50.831	4	1.171	1:50.531
77	20.043	1:50.125	77	17.760	1:48.703	43	1 LAP	2:08.556	77	14.632	1:49.439	77	14.521	1:50.401
14	27.383	1:54.032	14	29.556	1:53.159	77	16.518	1:48.942	43	1 LAP	2:09.496	9	1 LAP	2:10.288
2	29.625	1:54.285	2	33.028	1:54.389	14	32.858	1:53.486	14	35.490	1:53.957	19	2 LAPS	2:22.393
12	32.456	1:54.989	12	38.757	1:57.287	2	36.452	1:53.608	2	38.930	1:53.803	14	38.114	1:53.136
19	1 LAP	2:19.911	15	51.810	1:57.257	12	44.931	1:56.358	12	48.848	1:55.242	43	1 LAP	2:08.733
15	45.539	1:56.107	16	1:04.163	2:00.419	15	58.705	1:57.079	15	1:03.931	1:56.551	2	41.663	1:53.245
16	54.730	2:00.701	19	1 LAP	2:20.967	16	1:14.306	2:00.327	16	1:22.940	1:59.959	12	56.811	1:58.475
27	1:10.833	2:00.680	27	1:20.019	2:00.172	27	1:29.553	1:59.718	27	1:37.835	1:59.607	15	1:09.638	1:56.219
9	1:21.178	2:04.172	9	1:33.448	2:03.256	19	1 LAP	2:21.321				16	1:32.925	2:00.497
43	1:36.823	2:07.725				9	1:48.831	2:05.567				27	1:45.397	1:58.074

Weather : Sunny / Dry

msttimina.com

Page 2 of 3

Brands Hatch
 Circuit Length = 2.6228 miles.
 Start: 14:16 End: 14:37
 Printed - 14:40 Sunday, 07 May 2006

HGPCA Grand Prix 61 LAP CHART FOR RACE 9

(contd.)

Lap 11			Lap 12			Lap 13			Lap 14			Lap 15		
No	Behind	Laptime	No	Behind	Laptime	No	Behind	Laptime	No	Behind	Laptime	No	Behind	Laptime
6		1:49.708												
1	0.907	1:49.739												
4	1.276	1:49.813												
77	14.059	1:49.246												
9	1 LAP	2:06.397												
14	42.836	1:54.430												
2	45.725	1:53.770												
19	2 LAPS	2:19.957												
43	1 LAP	2:08.644												
12	1:04.075	1:56.972												
15	1:19.383	1:59.453												
16	1:43.609	2:00.392												
27	1:55.258	1:59.569												

HGPCA Grand Prix 66 QUALIFYING FOR RACE 11

POS	NO	CL	DRIVER	NAT	CAR	TIME	LAPS	GAP	MPH
1	32	12	Malcolm RICKETTS		Lotus 32B	1:42.734	12		91.90
2	1	12	John HARPER		Cooper T51	1:43.917	5	1.183	90.86
3	5	12	Michael SCHRYVER		Lotus 18	1:44.253	7	1.519	90.56
4	17	12	Nick WIGLEY		Cooper T51	1:44.575	11	1.841	90.29
5	71	10	Alan BAILLIE		Cooper T71/73	1:45.279	11	2.545	89.68
6	27	11	Robb LAMPLOUGH		Lotus 33	1:46.602	11	3.868	88.57
7	15	11	Richard ATTWOOD		BRM P261	1:49.261	11	6.527	86.41
8	77	12	Richard PARNELL		Walker Climax Tipo 10	1:50.845	10	8.111	85.18
9	53	10	Chris BULLIMORE		Cooper T53	1:51.203	11	8.469	84.90
10	34	10	Tony BAILEY		Cooper T59	1:52.533	10	9.799	83.90
11	18	12	Christopher MANN		Lotus 18	1:52.627	10	9.893	83.83
12	14	10	John ELLIOTT		Lotus 18	1:53.318	10	10.584	83.32
13	47	9	Brian JOLLIFFE		Cooper T45	1:53.516	6	10.782	83.17
14	3	9	Richard PILKINGTON		Cooper T43	1:53.752	10	11.018	83.00
15	12	9	Harvey SYKES		Cooper T43	1:54.009	6	11.275	82.81
16	58	9	Tony DITHERIDGE		Cooper T45	1:54.984	5	12.250	82.11
17	21	10	Brian HORWOOD		Lotus 18/21	1:55.188	10	12.454	81.97
18	2	10	Erik STAES		Lotus 18/21	1:56.844	10	14.110	80.80
19	16	9	Jean-Louis DURET		Cooper T51	1:57.005	10	14.271	80.69
20	31	10	Brian ASHBY		Emeryson	2:02.012	10	19.278	77.38
21	66	11	Sid HOOLE		Cooper T66	2:04.887	4	22.153	75.60

Car No 4 - 1 lap only

Weather : Overcast / Damp

These results are provisional until the conclusion of any judicial and technical matters.

Brands Hatch

Circuit Length = 2.6228 miles.

Start: 11:01 End: 11:21

Clerk of Course:	Stewards:	Timekeeper:
------------------	-----------	-------------

HGPCA Grand Prix 66

LAP ANALYSIS - QUALIFYING RACE 11

1	John HARPER	Cooper T51
1 - 2:09.869 2 - 1:51.035 3 - 1:44.778 4 - 1:44.062 5 - 1:43.917		
2	Erik STAES	Lotus 18/21
1 - 2:56.485 6 - 1:59.495 2 - 2:11.798 7 - 1:59.823 3 - 2:07.276 8 - 1:56.844 4 - 2:03.051 9 - 1:59.270 5 - 2:00.310 10 - 1:58.485		
3	Richard PILKINGTON	Cooper T43
1 - 2:27.666 6 - 2:00.465 2 - 1:59.171 7 - 1:58.180 3 - 1:57.360 8 - 1:55.125 4 - 1:56.480 9 - 1:55.174 5 - 2:03.509 10 - 1:53.752		
4	John CLARK	Cooper T43
1 - X:00.000P		
5	Michael SCHRYVER	Lotus 18
1 - 2:49.278 6 - 1:48.664 2 - 1:51.791 7 - 3:05.634P 3 - 1:44.253 4 - 1:45.774 5 - 6:05.853P		
12	Harvey SYKES	Cooper T43
1 - 2:54.090 6 - 1:58.524 2 - 2:02.776 3 - 2:00.121 4 - 1:57.603 5 - 1:54.009		
14	John ELLIOTT	Lotus 18
1 - 2:56.239 6 - 1:56.037 2 - 2:01.807 7 - 1:55.705 3 - 2:04.598 8 - 1:54.760 4 - 1:57.108 9 - 1:54.899 5 - 1:55.971 10 - 1:53.318		

Car No 4 - 1 lap only
 Weather : Overcast / Damp

HGPCA Grand Prix 66

LAP ANALYSIS - QUALIFYING RACE 11

(contd.)

15	Richard ATTWOOD	BRM P261
1 - 2:27.550	6 - 1:54.616	11 - 1:55.767
2 - 1:57.953	7 - 1:59.791	
3 - 1:51.080	8 - 1:57.433	
4 - 1:50.259	9 - 1:58.432	
5 - 1:49.261	10 - 1:54.623	
16	Jean-Louis DURET	Cooper T51
1 - 2:53.167	6 - 1:57.005	
2 - 2:01.652	7 - 1:58.545	
3 - 2:01.524	8 - 1:58.136	
4 - 2:00.262	9 - 2:00.621	
5 - 1:59.413	10 - 2:00.339	
17	Nick WIGLEY	Cooper T51
1 - 2:50.957	6 - 1:44.717	11 - 3:15.205P
2 - 1:53.457	7 - 1:45.294	
3 - 1:47.183	8 - 1:45.438	
4 - 1:49.040	9 - 1:45.009	
5 - 1:45.731	10 - 1:44.575	
18	Christopher MANN	Lotus 18
1 - 2:53.292	6 - 1:55.920	
2 - 2:02.269	7 - 1:54.702	
3 - 1:58.393	8 - 1:53.614	
4 - 1:55.612	9 - 1:52.627	
5 - 1:55.119	10 - 2:47.042P	
21	Brian HORWOOD	Lotus 18/21
1 - 2:45.779	6 - 1:56.213	
2 - 2:04.320	7 - 1:55.803	
3 - 1:59.681	8 - 1:55.188	
4 - 1:58.673	9 - 1:56.139	
5 - 1:59.689	10 - 1:57.207	
27	Robs LAMPLOUGH	Lotus 33
1 - 2:28.966	6 - 1:50.063	11 - 1:47.390
2 - 2:17.790	7 - 1:47.886	
3 - 1:56.474	8 - 1:46.602	
4 - 1:53.048	9 - 1:47.740	
5 - 1:48.292	10 - 1:47.285	
31	Brian ASHBY	Emeryson
1 - 2:46.860	6 - 2:02.012	
2 - 2:05.088	7 - 2:04.200	
3 - 2:02.196	8 - 2:03.222	
4 - 2:05.918	9 - 2:04.153	
5 - 2:02.568	10 - 2:02.893	

Car No 4 - 1 lap only
Weather : Overcast / Damp

HGPCA Grand Prix 66

LAP ANALYSIS - QUALIFYING RACE 11

(contd.)

32	Malcolm RICKETTS	Lotus 32B
1 - 2:09.519	6 - 1:44.220	11 - 1:55.201
2 - 1:50.870	7 - 1:44.587	12 - 1:43.843
3 - 1:45.171	8 - 1:47.540	
4 - 1:45.535	9 - 1:43.381	
5 - 1:45.089	10 - 1:42.734	
34	Tony BAILEY	Cooper T59
1 - 2:55.735	6 - 1:52.533	
2 - 2:01.406	7 - 1:55.604	
3 - 2:00.077	8 - 1:54.738	
4 - 1:55.663	9 - 1:57.570	
5 - 1:55.201	10 - 1:56.711	
47	Brian JOLLIFFE	Cooper T45
1 - 2:28.560	6 - 2:21.272P	
2 - 1:59.385		
3 - 1:54.592		
4 - 1:53.516		
5 - 1:54.161		
53	Chris BULLIMORE	Cooper T53
1 - 2:46.539	6 - 1:52.941	11 - 1:51.729
2 - 2:01.705	7 - 1:51.967	
3 - 1:55.633	8 - 1:52.795	
4 - 1:53.782	9 - 1:51.203	
5 - 1:51.838	10 - 1:52.555	
58	Tony DITHERIDGE	Cooper T45
1 - 2:25.632		
2 - 2:04.083		
3 - 1:57.746		
4 - 1:55.113		
5 - 1:54.984		
66	Sid HOOLE	Cooper T66
1 - 2:41.498		
2 - 2:04.887		
3 - 4:52.657P		
4 - 2:46.495P		
71	Alan BAILLIE	Cooper T71/73
1 - 2:54.298	6 - 1:46.021	11 - 1:45.279
2 - 1:53.631	7 - 1:46.105	
3 - 1:52.214	8 - 1:45.683	
4 - 1:48.893	9 - 1:47.197	
5 - 1:47.187	10 - 1:47.549	

Car No 4 - 1 lap only
Weather : Overcast / Damp


**HGPCA Grand Prix 66
LAP ANALYSIS - QUALIFYING RACE 11**

(contd.)

77	Richard PARNELL	Walker Climax Tipo 10
1 - 2:56.773	6 - 1:51.424	
2 - 1:59.145	7 - 1:50.939	
3 - 1:58.374	8 - 1:50.999	
4 - 1:55.685	9 - 1:52.515	
5 - 1:55.466	10 - 1:50.845	

HGPCA Grand Prix 66

GRID FOR RACE 11

ROW 11	66	HOOLE	4	CLARK
ROW 10	16	DURET	31	ASHBY
ROW 9	21	HORWOOD	2	STAES
ROW 8	12	SYKES	58	DITHERIDGE
ROW 7	47	JOLLIFFE	3	PILKINGTON
ROW 6	18	MANN	14	ELLIOTT
ROW 5	53	BULLIMORE	34	BAILEY
ROW 4	15	ATTWOOD	77	PARNELL
ROW 3	71	BAILLIE	27	LAMPLOUGH
ROW 2	5	SCHRYVER	17	WIGLEY
ROW 1	32	RICKETTS	1	HARPER
POLE				
				

Car No 4 - 1 lap only

Weather : Overcast / Damp

These results are provisional until the conclusion of any judicial and technical matters.

Brands Hatch

Circuit Length = 2.6228 miles.

Start: 11:01 End: 11:21

Clerk of Course:

Stewards:

Timekeeper:

HGPCA Grand Prix 66

PROVISIONAL RESULT - RACE 11

POS	NO	CL	DRIVER	NAT	CAR	TIME	LAPS	GAP	MPH	BEST
1	5	12	Michael SCHRYVER		Lotus 18	20:35.020	12		91.79	1:40.532
2	32	12	Malcolm RICKETTS		Lotus 32B	21:03.572	12	28.552	89.72	1:42.129
3	71	10	Alan BAILLIE		Cooper T71/73	21:11.479	12	36.459	89.16	1:44.711
4	17	12	Nick WIGLEY		Cooper T51	21:14.179	12	39.159	88.97	1:44.604
5	27	11	Robb LAMPLOUGH		Lotus 33	21:46.747	12	1:11.727	86.76	1:46.307
6	15	11	Richard ATTWOOD		BRM P261	22:18.555	12	1:43.535	84.69	1:46.765
7	66	11	Sid HOOLE		Cooper T66	22:35.410	12	2:00.390	83.64	1:47.234
8	47	9	Brian JOLLIFFE		Cooper T45	20:38.331	11	1 LAP	83.92	1:50.264
9	9	9	Ted ROLLASON		Cooper T45	20:43.957	11	1 LAP	83.54	1:49.420
10	53	10	Chris BULLIMORE		Cooper T53	20:45.099	11	1 LAP	83.47	1:51.298
11	3	9	Richard PILKINGTON		Cooper T43	20:52.697	11	1 LAP	82.96	1:51.909
12	21	10	Brian HORWOOD		Lotus 18/21	20:57.459	11	1 LAP	82.65	1:51.313
13	34	10	Tony BAILEY		Cooper T59	21:11.670	11	1 LAP	81.72	1:53.546
14	2	10	Erik STAES		Lotus 18/21	21:13.270	11	1 LAP	81.62	1:53.105
15	14	10	John ELLIOTT		Lotus 18	21:18.353	11	1 LAP	81.30	1:53.712
16	16	9	Jean-Louis DURET		Cooper T51	21:24.586	11	1 LAP	80.90	1:53.940
17	12	9	Harvey SYKES		Cooper T43	21:37.738	11	1 LAP	80.08	1:55.958
18	31	10	Brian ASHBY		Emeryson	22:21.517	11	1 LAP	77.47	1:59.427
19	58	9	Tony DITHERIDGE		Cooper T45	22:04.081	10	2 LAPS	71.36	1:49.806

NOT CLASSIFIED

18	12	Christopher MANN		Lotus 18	15:40.712	8	D.N.F.	80.37	1:50.531
77	12	Richard PARNELL		Walker Climax Tipo 10	5:45.177	3	D.N.F.	82.26	1:52.171
1	12	John HARPER		Cooper T51	3:33.659	2	D.N.F.	88.70	1:42.545

FASTEST LAP

5	12	Michael SCHRYVER		Lotus 18	1:40.532	3	93.92mph	151.15kph
71	10	Alan BAILLIE		Cooper T71/73	1:44.711	9	90.17mph	145.11kph
27	11	Robb LAMPLOUGH		Lotus 33	1:46.307	4	88.81mph	142.94kph
9	9	Ted ROLLASON		Cooper T45	1:49.420	10	86.29mph	138.87kph

Weather : Sunny / Dry

These results are provisional until the conclusion of any judicial and technical matters.

Brands Hatch

Circuit Length = 2.6228 miles.

Start: 15:27 End: 15:47

Clerk of Course:	Stewards:	Timekeeper:

HGPCA Grand Prix 66

LAP CHART FOR RACE 11

Lap 1			Lap 2			Lap 3			Lap 4			Lap 5		
No	Behind	Laptime	No	Behind	Laptime	No	Behind	Laptime	No	Behind	Laptime	No	Behind	Laptime
5		1:49.899	5		1:42.448	5		1:40.532	5		1:40.591	5		1:41.157
32	0.191	1:50.090	1	1.312	1:42.545	32	3.665	1:42.129	32	6.456	1:43.382	32	8.918	1:43.619
1	1.215	1:51.114	32	2.068	1:44.325	71	11.587	1:45.185	71	15.825	1:44.829	71	19.550	1:44.882
71	3.751	1:53.650	71	6.934	1:45.631	17	11.889	1:45.437	17	16.488	1:45.190	17	20.443	1:45.112
17	4.828	1:54.727	17	6.984	1:44.604	27	18.447	1:46.472	58	2 LAPS	2:02.837	58	2 LAPS	1:51.088
27	7.491	1:57.390	27	12.507	1:47.464	47	30.433	1:52.038	27	24.163	1:46.307	27	31.257	1:48.251
53	9.393	1:59.292	53	18.243	1:51.298	53	30.503	1:52.792	66	39.409	1:48.238	66	46.581	1:48.329
77	10.776	2:00.675	47	18.927	1:50.264	66	31.762	1:47.234	47	41.976	1:52.134	47	52.589	1:51.770
47	11.111	2:01.010	77	20.499	1:52.171	77	32.298	1:52.331	53	44.425	1:54.513	53	55.132	1:51.864
18	14.099	2:03.998	66	25.060	1:51.201	18	38.249	1:53.535	18	50.095	1:52.437	18	1:02.447	1:53.509
3	14.210	2:04.109	18	25.246	1:53.595	3	38.762	1:53.388	15	50.719	1:47.609	3	1:02.941	1:53.188
14	14.740	2:04.639	3	25.906	1:54.144	15	43.701	1:53.616	3	50.910	1:52.739	15	1:03.077	1:53.515
34	16.144	2:06.043	34	28.889	1:55.193	34	43.861	1:55.504	9	55.053	1:51.552	9	1:05.295	1:51.399
66	16.307	2:06.206	14	29.475	1:57.183	9	44.092	1:53.373	34	57.372	1:54.102	21	1:09.475	1:52.993
2	17.737	2:07.636	2	30.433	1:55.144	14	44.872	1:55.929	21	57.639	1:52.753	34	1:10.729	1:54.514
15	18.414	2:08.313	21	30.537	1:54.371	21	45.477	1:55.472	14	58.243	1:53.962	14	1:11.410	1:54.324
21	18.614	2:08.513	15	30.617	1:54.651	2	45.704	1:55.803	2	1:00.063	1:54.950	2	1:12.011	1:53.105
9	19.115	2:09.014	9	31.251	1:54.584	16	48.722	1:54.528	16	1:02.071	1:53.940	16	1:16.022	1:55.108
31	21.811	2:11.710	16	34.726	1:54.528	12	53.677	1:55.958	12	1:09.440	1:56.354	12	1:24.261	1:55.978
16	22.646	2:12.545	12	38.251	1:57.819	31	59.648	2:00.544	31	1:19.488	2:00.431	31	1:37.758	1:59.427
12	22.880	2:12.779	31	39.636	2:00.273									
			58	1 LAP	5:11.203P									

Weather : Sunny / Dry

msttimina.com

Brands Hatch
 Circuit Length = 2.6228 miles.
 Start: 15:27 End: 15:47
 Printed - 15:52 Sunday, 07 May 2006

HGPCA Grand Prix 66

LAP CHART FOR RACE 11

(contd.)

Lap 6			Lap 7			Lap 8			Lap 9			Lap 10		
No	Behind	Laptime	No	Behind	Laptime	No	Behind	Laptime	No	Behind	Laptime	No	Behind	Laptime
5		1:42.890	5		1:42.783	5		1:41.964	5		1:45.361	5		1:42.754
32	10.799	1:44.771	32	12.364	1:44.348	12	1 LAP	1:56.278	34	1 LAP	1:54.449	21	1 LAP	1:52.339
71	21.822	1:45.162	31	1 LAP	2:01.457	32	14.041	1:43.641	2	1 LAP	1:55.750	34	1 LAP	1:54.240
17	22.570	1:45.017	71	24.016	1:44.977	71	27.721	1:45.669	14	1 LAP	1:55.249	2	1 LAP	1:53.502
27	36.027	1:47.660	17	24.964	1:45.177	17	28.604	1:45.604	16	1 LAP	1:56.242	14	1 LAP	1:53.712
58	2 LAPS	1:51.825	27	41.801	1:48.557	31	1 LAP	2:00.580	18	1 LAP	2:22.499P	32	17.725	1:45.187
66	53.382	1:49.691	58	2 LAPS	1:51.852	27	47.371	1:47.534	32	15.292	1:46.612	16	1 LAP	1:56.240
47	1:01.489	1:51.790	66	1:00.614	1:50.015	58	2 LAPS	1:50.730	12	1 LAP	1:57.469	71	29.424	1:45.107
53	1:04.398	1:52.156	47	1:10.447	1:51.741	66	1:08.177	1:49.527	71	27.071	1:44.711	17	31.368	1:45.811
18	1:10.088	1:50.531	53	1:13.745	1:52.130	47	1:20.088	1:51.605	17	28.311	1:45.068	12	1 LAP	1:56.494
3	1:12.244	1:52.193	18	1:17.913	1:50.608	53	1:23.981	1:52.200	31	1 LAP	2:01.540	27	56.160	1:49.534
15	1:12.358	1:52.171	15	1:19.730	1:50.155	15	1:27.520	1:49.754	27	49.380	1:47.370	31	1 LAP	2:01.244
9	1:12.980	1:50.575	3	1:21.417	1:51.956	9	1:30.513	1:50.812	58	2 LAPS	1:50.256	58	2 LAPS	1:49.806
21	1:18.377	1:51.792	9	1:21.665	1:51.468	3	1:31.362	1:51.909	66	1:13.375	1:50.559	66	1:21.904	1:51.283
34	1:21.385	1:53.546	21	1:26.907	1:51.313	21	1:37.337	1:52.394	47	1:26.320	1:51.593	15	1:34.282	1:47.476
2	1:23.135	1:54.014	34	1:33.299	1:54.697				15	1:29.560	1:47.401	47	1:34.735	1:51.169
14	1:23.765	1:55.245	2	1:34.466	1:54.114				53	1:31.848	1:53.228	53	1:40.824	1:51.730
16	1:27.954	1:54.822	14	1:35.233	1:54.251				9	1:35.329	1:50.177	9	1:41.995	1:49.420
12	1:37.486	1:56.115	16	1:39.549	1:54.378				3	1:38.443	1:52.442			

Weather : Sunny / Dry

HGPCA Grand Prix 66

LAP CHART FOR RACE 11

(contd.)

Lap 11			Lap 12			Lap 13			Lap 14			Lap 15		
No	Behind	Laptime	No	Behind	Laptime	No	Behind	Laptime	No	Behind	Laptime	No	Behind	Laptime
5		1:42.236	5		1:42.405									
3	1 LAP	1:52.864	47	1 LAP	1:53.217									
21	1 LAP	1:52.486	9	1 LAP	1:51.583									
34	1 LAP	1:54.097	53	1 LAP	1:53.896									
32	23.840	1:48.351	3	1 LAP	1:53.765									
2	1 LAP	1:54.692	21	1 LAP	1:53.033									
14	1 LAP	1:57.567	32	28.552	1:47.117									
71	32.379	1:45.191	71	36.459	1:46.485									
17	35.164	1:46.032	34	1 LAP	1:55.285									
16	1 LAP	1:56.441	2	1 LAP	1:54.560									
12	1 LAP	1:55.976	17	39.159	1:46.400									
27	1:04.404	1:50.480	14	1 LAP	1:56.292									
58	2 LAPS	1:54.608	16	1 LAP	1:55.814									
31	1 LAP	2:03.175	12	1 LAP	1:56.518									
66	1:32.471	1:52.803	27	1:11.727	1:49.728									
15	1:38.811	1:46.765	58	2 LAPS	1:49.876									
			15	1:43.535	1:47.129									
			31	1 LAP	2:01.136									
			66	2:00.390	2:10.324									

HSCC 70's Roadsports Championship

QUALIFYING FOR RACE 13

POS	NO	CL	NAME	NAT	ENTRY	TIME	LAPS	GAP	MPH
1	24	B	Charles BARTER		Datsun 240Z	1:49.310	10		86.37
2	11	C	Rory STOCKBRIDGE		Lotus Europa	1:50.277	11	0.967	85.62
3	46	B	Jim BAYNAM		TVR Tuscan V6	1:51.288	11	1.978	84.84
4	27	B	Matthew BANNISTER		Datsun 240Z	1:51.398	10	2.088	84.76
5	54	C	Chris HOLLAND		Lotus 7 S4	1:52.626	10	3.316	83.83
6	64	A	Paul ANDERSON		Porsche 928	1:52.633	10	3.323	83.83
7	4	A	Robin GRAY		Pontiac Firebird	1:53.601	4	4.291	83.11
8	31	A	Mark BENNETT		MGB GTV8	1:53.827	11	4.517	82.95
9	2	A	Adam BAGNALL		Jaguar E-Type	1:53.906	6	4.596	82.89
10	29	A	Phil BRIGGS		Porsche 928	1:54.030	11	4.720	82.80
11	15	A	Philip McKELVEY		Morgan Plus 8	1:54.294	11	4.984	82.61
12	9	B	Julian BARTER		TVR 3000M	1:54.626	4	5.316	82.37
13	41	C	Howard BENTHAM		Lotus Elan	1:54.932	4	5.622	82.15
14	26	B	Paul STAFFORD		Datsun 240Z	1:56.819	10	7.509	80.82
15	85	B	Tony ELLIS		Mazda RX7	1:56.940	10	7.630	80.74
16	1	D1	John THOMASON		Triumph Spitfire	1:57.183	10	7.873	80.57
17	63	D1	Jeremy ANSTEAD		Fiat X19	1:57.811	10	8.501	80.14
18	98	D2	Bob TROTTER		Ford Escort RS	1:57.951	10	8.641	80.05
19	68	C	Chris OVERTON		Lotus 7 S4	1:57.963	10	8.653	80.04
20	65	D2	Steve COOKE		Triumph GT6 Mk3	1:58.744	10	9.434	79.51
21	33	B	Clive FOSKETT		Datsun 240Z	1:59.248	10	9.938	79.18
22	14	D1	Jai SHARMA		Lancia Fulvia	1:59.864	10	10.554	78.77
23	96	B	Nigel BARNETT		Ford Capri 3000E	2:00.534	10	11.224	78.33
24	57	D2	Mark OLDFIELD		Alfa Romeo Alfetta GTV	2:00.790	8	11.480	78.16
25	75	D2	James NAIRN		Alfa Romeo 2000 GTV	2:00.841	10	11.531	78.13
26	59	E	Tim LAI		MG Midget	2:01.150	10	11.840	77.93
27	86	B	Christina TOTTY		TVR 3000M	2:01.607	10	12.297	77.64
28	48	D1	Guy HARTNELL		Lancia Fulvia HF	2:03.072	10	13.762	76.72
29	47	B	Paul ASLETT		Porsche 911E	2:03.723	9	14.413	76.31
30	66	E	Louise KENNEDY		Lancia Fulvia Sport Zag	2:04.240	10	14.930	75.99
31	19	E	Jonathan SMART		Lancia Fulvia	2:05.731	9	16.421	75.09
32	32	E	Simon HALL		Fiat X19	2:06.104	10	16.794	74.87
33	10	D1	Nigel ASHLEY		Alfa Romeo GT Junior	2:06.437	9	17.127	74.67
34	78	D2	Mark DUDLEY		Alfa Romeo GTV	2:06.703	10	17.393	74.52
35	60	D2	David MARSHALL		Lancia Beta Monte Carlo	2:06.731	9	17.421	74.50
36	80	D2	David LANE		Jensen Healey	2:07.172	10	17.862	74.24
37	76	D2	David ERWIN		Alfa Romeo 2000 GTV	2:10.176	8	20.866	72.53
38	89	A	Ralph HARWOOD-PENN		MG BGT V8	2:52.725	1	1:03.415	54.66

Car No's 32, 84 & 96 need working transponders please.

Weather : Overcast / Damp

These results are provisional until the conclusion of any judicial and technical matters.

Brands Hatch

Circuit Length = 2.6228 miles.

Start: 11:27 End: 11:56

Clerk of Course:	Stewards:	Timekeeper:
------------------	-----------	-------------

HSCC 70's Roadsports Championship

LAP ANALYSIS - QUALIFYING RACE 13

1	John THOMASON	Triumph Spitfire	
1 -	2:58.349	6 - 2:07.516	
2 -	2:03.952	7 - 1:58.853	
3 -	2:01.134	8 - 1:57.183	
4 -	2:00.040	9 - 1:57.410	
5 -	9:20.396P	10 - 1:57.714	
2	Adam BAGNALL	Jaguar E-Type	
1 -	3:27.552	6 - 2:05.000	
2 -	1:59.632		
3 -	1:55.353		
4 -	1:53.906		
5 -	9:12.504P		
4	Robin GRAY	Pontiac Firebird	
1 -	3:14.649		
2 -	2:02.177		
3 -	1:55.808		
4 -	1:53.601		
9	Julian BARTER	TVR 3000M	
1 -	3:09.021		
2 -	1:58.477		
3 -	1:55.997		
4 -	1:54.626		
10	Nigel ASHLEY	Alfa Romeo GT Junior	
1 -	3:22.448	6 - 2:09.835	
2 -	2:12.944	7 - 2:06.929	
3 -	2:08.751	8 - 2:06.437	
4 -	X:00.000P	9 - 2:07.485	
5 -	2:21.866		
11	Rory STOCKBRIDGE	Lotus Europa	
1 -	2:48.456	6 - 1:58.554	11 - 1:51.146
2 -	1:54.490	7 - 1:50.277	
3 -	1:53.878	8 - 1:51.901	
4 -	1:51.402	9 - 1:52.474	
5 -	9:39.405P	10 - 1:51.405	
14	Jai SHARMA	Lancia Fulvia	
1 -	2:27.953	6 - 2:10.306	
2 -	2:07.474	7 - 2:03.899	
3 -	2:06.576	8 - 2:00.197	
4 -	2:02.852	9 - 2:00.637	
5 -	9:33.407P	10 - 1:59.864	

Car No's 32, 84 & 96 need working transponders please.
Weather : Overcast / Damp

Brands Hatch
Circuit Length = 2.6228 miles.
Start: 11:27 End: 11:56
Printed - 12:00 Sunday, 07 May 2006

HSCC 70's Roadsports Championship

LAP ANALYSIS - QUALIFYING RACE 13

(contd.)

15	Philip McKELVEY	Morgan Plus 8
1 - 2:41.641	6 - 2:06.751	11 - 1:56.623
2 - 2:01.220	7 - 1:55.792	
3 - 1:58.735	8 - 1:55.074	
4 - 1:56.372	9 - 1:54.360	
5 - 9:35.978P	10 - 1:54.294	
19	Jonathan SMART	Lancia Fulvia
1 - 3:24.611	6 - 2:09.341	
2 - 2:12.636	7 - 2:09.296	
3 - 2:09.866	8 - 2:07.070	
4 - X:00.000P	9 - 2:05.731	
5 - 2:21.756		
24	Charles BARTER	Datsun 240Z
1 - 2:35.310	6 - 2:23.331	
2 - 1:55.777	7 - 1:56.549	
3 - 1:52.198	8 - 1:51.785	
4 - 1:50.527	9 - 1:50.869	
5 - X:00.000P	10 - 1:49.310	
26	Paul STAFFORD	Datsun 240Z
1 - 2:41.002	6 - 2:05.099	
2 - 1:59.253	7 - 1:56.819	
3 - 1:58.630	8 - 1:58.046	
4 - 1:57.587	9 - 1:57.173	
5 - 9:40.029P	10 - 1:58.175	
27	Matthew BANNISTER	Datsun 240Z
1 - 2:24.823	6 - 2:33.520	
2 - 1:55.252	7 - 1:56.791	
3 - 1:51.934	8 - 1:55.138	
4 - 1:52.104	9 - 1:51.598	
5 - X:00.000P	10 - 1:51.398	
29	Phil BRIGGS	Porsche 928
1 - 2:25.008	6 - 2:06.963	11 - 1:55.918
2 - 1:59.652	7 - 1:57.991	
3 - 1:59.768	8 - 1:54.030	
4 - 1:59.755	9 - 1:55.100	
5 - 9:45.037P	10 - 1:56.564	
31	Mark BENNETT	MGB GTV8
1 - 2:38.206	6 - 2:05.041	11 - 1:56.611
2 - 1:59.068	7 - 1:55.760	
3 - 1:56.779	8 - 1:53.827	
4 - 1:56.869	9 - 1:55.365	
5 - 9:41.136P	10 - 1:55.711	

Car No's 32, 84 & 96 need working transponders please.
Weather : Overcast / Damp

Brands Hatch
Circuit Length = 2.6228 miles.
Start: 11:27 End: 11:56
Printed - 12:00 Sunday, 07 May 2006

HSCC 70's Roadsports Championship LAP ANALYSIS - QUALIFYING RACE 13

(contd.)

32	Simon HALL	Fiat X19
1 - 2:40.899	6 - 2:22.563	
2 - 2:28.733	7 - 2:10.682	
3 - 2:18.402	8 - 2:10.519	
4 - 2:14.498	9 - 2:06.953	
5 - 9:16.541P	10 - 2:06.104	
33	Clive FOSKETT	Datsun 240Z
1 - 3:09.284	6 - 2:10.836	
2 - 2:04.987	7 - 2:00.622	
3 - 2:03.795	8 - 1:59.346	
4 - 2:03.354	9 - 1:59.248	
5 - 9:13.420P	10 - 2:00.812	
41	Howard BENTHAM	Lotus Elan
1 - 2:37.098		
2 - 1:55.580		
3 - 1:54.932		
4 - 1:55.860		
46	Jim BAYNAM	TVR Tuscan V6
1 - 2:49.251	6 - 2:01.859	11 - 1:52.143
2 - 1:56.983	7 - 1:51.288	
3 - 1:55.606	8 - 1:51.937	
4 - 1:52.429	9 - 1:54.470	
5 - 9:36.195P	10 - 1:52.530	
47	Paul ASLETT	Porsche 911E
1 - 3:27.141	6 - 2:09.310	
2 - 2:11.363	7 - 2:05.799	
3 - 2:04.559	8 - 2:03.950	
4 - X:00.000P	9 - 2:03.723	
5 - 2:25.497		
48	Guy HARTNELL	Lancia Fulvia HF
1 - 3:05.699	6 - 2:14.681	
2 - 2:06.918	7 - 2:04.957	
3 - 2:05.637	8 - 2:03.072	
4 - 2:09.170	9 - 2:04.016	
5 - 9:10.598P	10 - 2:04.687	
54	Chris HOLLAND	Lotus 7 S4
1 - 2:23.414	6 - 2:06.584	
2 - 1:55.324	7 - 1:53.423	
3 - 1:53.065	8 - 1:52.626	
4 - 1:53.468	9 - 2:21.949	
5 - X:00.000P	10 - 1:53.478	

Car No's 32, 84 & 96 need working transponders please.
Weather : Overcast / Damp

Brands Hatch
Circuit Length = 2.6228 miles.
Start: 11:27 End: 11:56

HSCC 70's Roadsports Championship LAP ANALYSIS - QUALIFYING RACE 13

(contd.)

57	Mark OLDFIELD	Alfa Romeo Alfetta GTV
1 - 3:25.212	6 - 2:10.067	
2 - 2:10.716	7 - 2:00.790	
3 - 2:01.121	8 - 2:28.832P	
4 - 2:03.728		
5 - 9:10.531P		
59	Tim LAI	MG Midget
1 - 3:09.612	6 - 2:16.668	
2 - 2:10.741	7 - 2:03.025	
3 - 2:08.551	8 - 2:02.784	
4 - 2:06.000	9 - 2:01.309	
5 - 9:28.484P	10 - 2:01.150	
60	David MARSHALL	Lancia Beta Monte Carlo
1 - 3:28.160	6 - 2:08.303	
2 - 2:09.682	7 - 2:09.209	
3 - 2:06.731	8 - 2:09.640	
4 - X:00.000P	9 - 2:07.898	
5 - 2:27.096		
63	Jeremy ANSTEAD	Fiat X19
1 - 2:45.071	6 - 2:09.878	
2 - 2:04.861	7 - 2:00.605	
3 - 2:01.305	8 - 1:57.811	
4 - 2:00.131	9 - 1:59.606	
5 - 9:31.059P	10 - 1:58.427	
64	Paul ANDERSON	Porsche 928
1 - 2:18.938	6 - 2:09.076	
2 - 1:57.276	7 - 1:53.660	
3 - 1:54.090	8 - 1:53.692	
4 - 1:54.316	9 - 1:55.792	
5 - X:00.000P	10 - 1:52.633	
65	Steve COOKE	Triumph GT6 Mk3
1 - 2:33.447	6 - 2:09.493	
2 - 2:07.318	7 - 1:59.726	
3 - 2:05.937	8 - 2:01.227	
4 - 2:01.377	9 - 1:58.744	
5 - 9:31.432P	10 - 1:59.134	
66	Louise KENNEDY	Lancia Fulvia Sport Zag
1 - 2:27.209	6 - 2:15.628	
2 - 2:12.274	7 - 2:06.714	
3 - 2:09.541	8 - 2:04.240	
4 - 2:08.742	9 - 2:07.242	
5 - 9:27.505P	10 - 2:05.350	

Car No's 32, 84 & 96 need working transponders please.
Weather : Overcast / Damp

HSCC 70's Roadsports Championship LAP ANALYSIS - QUALIFYING RACE 13

(contd.)

68	Chris OVERTON	Lotus 7 S4
1 -	3:31.785	6 - 2:08.435
2 -	2:06.916	7 - 2:00.724
3 -	2:00.158	8 - 1:58.744
4 -	1:59.282	9 - 2:05.644
5 -	9:11.612P	10 - 1:57.963
75	James NAIRN	Alfa Romeo 2000 GTV
1 -	2:45.313	6 - 2:10.859
2 -	2:13.876	7 - 2:03.638
3 -	2:08.228	8 - 2:00.841
4 -	2:06.544	9 - 2:03.468
5 -	9:16.430P	10 - 2:01.649
76	David ERWIN	Alfa Romeo 2000 GTV
1 -	3:21.847	6 - 2:11.580
2 -	2:22.623	7 - 2:10.176
3 -	2:13.869	8 - 2:10.544
4 -	X:00.000P	
5 -	2:31.088	
78	Mark DUDLEY	Alfa Romeo GTV
1 -	3:00.788	6 - 2:20.998
2 -	2:15.179	7 - 2:07.101
3 -	2:14.233	8 - 2:08.597
4 -	2:09.402	9 - 2:06.703
5 -	9:17.794P	10 - 2:06.866
80	David LANE	Jensen Healey
1 -	2:51.377	6 - 2:16.745
2 -	2:14.159	7 - 2:09.467
3 -	2:10.522	8 - 2:29.722
4 -	2:12.363	9 - 2:07.172
5 -	9:19.827P	10 - 2:07.988
85	Tony ELLIS	Mazda RX7
1 -	2:53.106	6 - 2:06.208
2 -	2:01.778	7 - 1:58.691
3 -	1:58.766	8 - 1:56.940
4 -	1:59.932	9 - 2:41.495
5 -	9:32.916P	10 - 1:59.479
86	Christina TOTTY	TVR 3000M
1 -	3:03.508	6 - 2:13.343
2 -	2:07.272	7 - 2:02.249
3 -	2:05.283	8 - 2:01.607
4 -	2:03.856	9 - 2:09.837
5 -	9:12.211P	10 - 2:02.450

Car No's 32, 84 & 96 need working transponders please.
Weather : Overcast / Damp

HSCC 70's Roadsports Championship

LAP ANALYSIS - QUALIFYING RACE 13

(contd.)

89	Ralph HARWOOD-PENN	MG BGT V8
1 - 2:52.725		
96	Nigel BARNETT	Ford Capri 3000E
1 - 2:16.526 6 - 2:09.635 2 - 2:03.489 7 - 2:00.594 3 - 2:00.534 8 - 2:04.893 4 - 2:00.549 9 - 2:02.430 5 - 9:42.996P 10 - 2:03.066		
98	Bob TROTTER	Ford Escort RS
1 - 2:51.593 6 - 2:09.329 2 - 2:01.574 7 - 1:58.430 3 - 1:58.897 8 - 1:59.275 4 - 1:59.513 9 - 1:57.951 5 - 9:29.423P 10 - 1:58.264		

Car No's 32, 84 & 96 need working transponders please.
 Weather : Overcast / Damp

HSCC 70's Roadsports Championship

GRID FOR RACE 13

ROW 19	76	ERWIN	89	HARWOOD-PENN	
ROW 18		60	MARSHALL	80	LANE
ROW 17	10	ASHLEY	78	DUDLEY	
ROW 16		19	SMART	32	HALL
ROW 15	47	ASLETT	66	KENNEDY	
ROW 14		86	TOTTY	48	HARTNELL
ROW 13	75	NAIRN	59	LAI	
ROW 12		96	BARNETT	57	OLDFIELD
ROW 11	33	FOSKETT	14	SHARMA	
ROW 10		68	OVERTON	65	COOKE
ROW 9	63	ANSTEAD	98	TROTTER	
ROW 8		85	ELLIS	1	THOMASON
ROW 7	41	BENTHAM	26	STAFFORD	
ROW 6		15	McKELVEY	9	BARTER
ROW 5	2	BAGNALL	29	BRIGGS	
ROW 4		4	GRAY	31	BENNETT
ROW 3	54	HOLLAND	64	ANDERSON	
ROW 2		46	BAYNAM	27	BANNISTER
ROW 1	24	BARTER	11	STOCKBRIDGE	

POLE

Car No's 32, 84 & 96 need working transponders please.

Weather : Overcast / Damp

These results are provisional until the conclusion of any judicial and technical matters.

Brands Hatch

Circuit Length = 2.6228 miles.

Start: 11:27 End: 11:56

Clerk of Course:

Stewards:

Timekeeper:

HSCC 70's Roadsports Championship

PROVISIONAL RESULT - RACE 13

POS	NO	CL	NAME	NAT	ENTRY	TIME	LAPS	GAP	MPH	BEST
1	24	B	Charles BARTER		Datsun 240Z	14:58.643	8		84.13	1:49.396
2	9	B	Julian BARTER		TVR 3000M	15:01.811	8	3.168	83.83	1:50.419
3	46	B	Jim BAYNAM		TVR Tuscan V6	15:04.767	8	6.124	83.56	1:50.202
4	54	C	Chris HOLLAND		Lotus 7 S4	15:06.434	8	7.791	83.40	1:50.953
5	64	A	Paul ANDERSON		Porsche 928	15:30.491	8	31.848	81.25	1:54.148
6	15	A	Philip McKELVEY		Morgan Plus 8	15:31.157	8	32.514	81.19	1:53.744
7	85	B	Tony ELLIS		Mazda RX7	15:36.871	8	38.228	80.70	1:54.268
8	31	A	Mark BENNETT		MGB GTV8	15:37.209	8	38.566	80.67	1:54.349
9	11	C	Rory STOCKBRIDGE		Lotus Europa	15:48.875	8	50.232	79.67	1:50.757
10	29	A	Phil BRIGGS		Porsche 928	15:52.922	8	54.279	79.34	1:56.166
11	1	D1	John THOMASON		Triumph Spitfire	15:57.245	8	58.602	78.98	1:56.684
12	26	B	Paul STAFFORD		Datsun 240Z	15:58.127	8	59.484	78.90	1:56.999
13	98	D2	Bob TROTTER		Ford Escort RS	15:58.739	8	1:00.096	78.85	1:57.259
14	68	C	Chris OVERTON		Lotus 7 S4	16:11.407	8	1:12.764	77.83	1:58.357
15	33	B	Clive FOSKETT		Datsun 240Z	16:14.223	8	1:15.580	77.60	1:59.270
16	63	D1	Jeremy ANSTEAD		Fiat X19	16:20.163	8	1:21.520	77.13	1:59.611
17	86	B	Christina TOTTY		TVR 3000M	16:45.077	8	1:46.434	75.22	2:02.537
18	14	D1	Jai SHARMA		Lancia Fulvia	16:50.639	8	1:51.996	74.80	2:02.490
19	89	A	Ralph HARWOOD-PENN		MG BGT V8	16:52.305	8	1:53.662	74.68	2:03.720
20	96	B	Nigel BARNETT		Ford Capri 3000E	16:56.331	8	1:57.688	74.39	2:04.536
21	2	A	Adam BAGNALL		Jaguar E-Type	17:06.728	8	2:08.085	73.63	2:00.857
22	66	E	Louise KENNEDY		Lancia Fulvia Sport Zag	14:59.052	7	1 LAP	73.59	2:04.761
23	48	D1	Guy HARTNELL		Lancia Fulvia HF	14:59.539	7	1 LAP	73.55	2:03.243
24	78	D2	Mark DUDLEY		Alfa Romeo GTV	15:00.365	7	1 LAP	73.48	2:03.606
25	59	E	Tim LAI		MG Midget	15:03.559	7	1 LAP	73.22	2:03.348
26	47	B	Paul ASLETT		Porsche 911E	15:04.814	7	1 LAP	73.12	2:02.115
27	19	E	Jonathan SMART		Lancia Fulvia	15:06.457	7	1 LAP	72.99	2:05.640
28	10	D1	Nigel ASHLEY		Alfa Romeo GT Junior	15:07.233	7	1 LAP	72.92	2:06.216
29	32	E	Simon HALL		Fiat X19	15:08.946	7	1 LAP	72.79	2:05.822
30	60	D2	David MARSHALL		Lancia Beta Monte Carlo	15:09.625	7	1 LAP	72.73	2:06.246
31	76	D2	David ERWIN		Alfa Romeo 2000 GTV	15:14.075	7	1 LAP	72.38	2:05.199
32	80	D2	David LANE		Jensen Healey	15:18.027	7	1 LAP	72.07	2:06.434

NOT CLASSIFIED

27	B	Matthew BANNISTER	Datsun 240Z	14:59.199	8	N.C.F.	84.08	1:50.707
75	D2	James NAIRN	Alfa Romeo 2000 GTV	13:13.232	6	D.N.F.	71.50	2:03.575
4	A	Robin GRAY	Pontiac Firebird	7:44.807	4	D.N.F.	81.40	1:53.652
57	D2	Mark OLDFIELD	Alfa Romeo Alfetta GTV	8:53.176	4	D.N.F.	70.96	1:59.627
65	D2	Steve COOKE	Triumph GT6 Mk3	14:07.550	2	D.N.F.	22.36	2:13.541

FASTEST LAP

24	B	Charles BARTER	Datsun 240Z	1:49.396	3	86.31mph	138.90kph
11	C	Rory STOCKBRIDGE	Lotus Europa	1:50.757	3	85.25mph	137.19kph
4	A	Robin GRAY	Pontiac Firebird	1:53.652	3	83.07mph	133.70kph
1	D1	John THOMASON	Triumph Spitfire	1:56.684	3	80.92mph	130.22kph
98	D2	Bob TROTTER	Ford Escort RS	1:57.259	7	80.52mph	129.58kph
59	E	Tim LAI	MG Midget	2:03.348	7	76.54mph	123.19kph

Car No 27 - Not Classified - Not running at Red Flag
Weather : Sunny / Dry

Brands Hatch
Circuit Length = 2.6228 miles.
Start: 16:36 End: 16:53

Clerk of Course:	Stewards:	Timekeeper:
------------------	-----------	-------------

HSCC 70's Roadsports Championship

LAP CHART FOR RACE 13

Lap 1			Lap 2			Lap 3			Lap 4			Lap 5		
No	Behind	Laptime	No	Behind	Laptime	No	Behind	Laptime	No	Behind	Laptime	No	Behind	Laptime
11		1:56.489	11		1:51.543	11		1:50.757	24		1:51.426	24		1:50.921
46	2.374	1:58.863	46	1.033	1:50.202	24	1.057	1:49.396	11	0.875	1:53.358	27	2.471	1:50.770
64	3.647	2:00.136	24	2.418	1:49.799	27	3.891	1:50.981	27	2.622	1:51.214	9	6.257	1:50.926
24	4.162	2:00.651	27	3.667	1:50.864	46	6.300	1:56.024	46	5.687	1:51.870	46	8.390	1:53.624
27	4.346	2:00.835	64	6.506	1:54.402	9	8.053	1:51.684	9	6.252	1:50.682	54	9.029	1:51.775
54	5.256	2:01.745	54	6.965	1:53.252	54	9.434	1:53.226	54	8.175	1:51.224	11	9.896	1:59.942
4	6.083	2:02.572	9	7.126	1:51.726	64	11.251	1:55.502	64	13.092	1:54.324	64	20.111	1:57.940
9	6.943	2:03.432	4	8.890	1:54.350	4	11.785	1:53.652	4	13.535	1:54.233	15	24.631	1:56.682
15	7.599	2:04.088	15	11.153	1:55.097	15	15.581	1:55.185	15	18.870	1:55.772	85	29.264	1:56.084
85	10.326	2:06.815	85	15.562	1:56.779	85	20.775	1:55.970	85	24.101	1:55.809	31	30.441	1:56.450
31	10.324	2:06.813	31	15.709	1:56.928	31	21.272	1:56.320	31	24.912	1:56.123	26	39.957	1:58.958
2	12.106	2:08.595	26	20.118	1:58.615	26	26.360	1:56.999	26	31.920	1:58.043	1	40.545	1:58.550
29	12.284	2:08.773	2	21.420	2:00.857	1	27.391	1:56.684	1	32.916	1:58.008	29	41.318	1:57.148
26	13.046	2:09.535	1	21.464	1:58.847	98	30.642	1:59.242	29	35.091	1:56.253	98	43.470	1:58.178
1	14.160	2:10.649	98	22.157	1:59.242	29	31.321	1:58.947	98	36.213	1:58.054	33	51.154	2:00.620
98	14.458	2:10.947	29	23.131	2:02.390	33	33.720	2:00.264	33	41.455	2:00.218	68	51.636	1:59.660
33	16.486	2:12.975	33	24.213	1:59.270	68	36.353	2:01.708	68	42.897	1:59.027	63	57.663	2:00.233
65	17.052	2:13.541	68	25.402	1:58.574	2	37.859	2:07.196	63	48.351	1:59.984	2	1:08.599	2:08.202
68	18.371	2:14.860	96	31.547	2:04.536	57	40.533	1:59.627	2	51.318	2:05.942	86	1:09.745	2:02.537
96	18.554	2:15.043	57	31.663	2:02.507	63	40.850	1:59.611	86	58.129	2:04.310	96	1:12.270	2:04.900
86	20.599	2:17.088	63	31.996	2:02.461	96	45.365	2:04.575	96	58.291	2:05.409	89	1:15.403	2:03.780
57	20.699	2:17.188	86	33.271	2:04.215	86	46.302	2:03.788	89	1:02.544	2:04.160	48	1:16.518	2:03.444
63	21.078	2:17.567	89	37.493	2:04.076	89	50.867	2:04.131	48	1:03.995	2:05.046	47	1:16.942	2:02.115
48	23.868	2:20.357	48	38.177	2:05.852	48	51.432	2:04.012	47	1:05.748	2:05.030	14	1:18.453	2:02.490
47	23.868	2:20.357	47	38.844	2:06.519	47	53.201	2:05.114	75	1:06.623	2:04.974	75	1:19.277	2:03.575
14	24.626	2:21.115	75	39.757	2:05.478	75	54.132	2:05.132	14	1:06.884	2:04.650	66	1:26.578	2:05.756
89	24.960	2:21.449	14	40.116	2:07.033	14	54.717	2:05.358	66	1:11.743	2:05.380	78	1:28.367	2:04.997
59	25.394	2:21.883	66	44.132	2:06.751	66	58.846	2:05.471	78	1:14.291	2:05.311	19	1:30.463	2:05.640
75	25.822	2:22.311	78	46.027	2:09.496	78	1:01.463	2:06.193	19	1:15.744	2:05.877	10	1:32.235	2:06.946
78	28.074	2:24.563	19	46.769	2:08.491	19	1:02.350	2:06.338	10	1:16.210	2:06.222	59	1:33.025	2:06.890
66	28.924	2:25.413	10	46.963	2:08.332	10	1:02.471	2:06.265	59	1:17.056	2:03.924	32	1:33.621	2:07.086
19	29.821	2:26.310	32	48.320	2:09.454	32	1:03.915	2:06.352	32	1:17.456	2:06.024	60	1:34.337	2:06.246
10	30.174	2:26.663	60	49.006	2:09.347	60	1:04.960	2:06.711	60	1:19.012	2:06.535	80	1:37.361	2:07.883
32	30.409	2:26.898	80	49.313	2:09.281	59	1:05.615	2:06.100	80	1:20.399	2:06.434	76	1:38.758	2:05.680
60	31.202	2:27.691	59	50.272	2:16.421	80	1:06.448	2:07.892	57	1:21.904	2:33.854P			
80	31.575	2:28.064	76	52.014	2:10.656	76	1:09.647	2:08.390	76	1:23.999	2:06.835			
76	32.901	2:29.390												

Car No 27 - Not Classified - Not running at Red Flag
Weather : Sunny / Dry

Brands Hatch
Circuit Length = 2.6228 miles.
Start: 16:36 End: 16:53

HSCC 70's Roadsports Championship

LAP CHART FOR RACE 13

(contd.)

Lap 6			Lap 7			Lap 8			Lap 9			Lap 10		
No	Behind	Laptime	No	Behind	Laptime	No	Behind	Laptime	No	Behind	Laptime	No	Behind	Laptime
24		1:51.157	24		1:52.322	24		1:52.971						
27	3.862	1:52.548	27	2.247	1:50.707	66	1 LAP	2:05.520						
9	5.948	1:50.848	76	1 LAP	2:07.925	27	0.556	1:51.280						
46	8.248	1:51.015	80	1 LAP	2:10.004	48	1 LAP	2:17.585						
54	8.825	1:50.953	9	4.045	1:50.419	78	1 LAP	2:06.199						
11	23.405	2:04.666	46	6.633	1:50.707	9	3.168	1:52.094						
64	25.982	1:57.028	75	1 LAP	2:31.762P	59	1 LAP	2:03.348						
15	29.091	1:55.617	54	8.543	1:52.040	46	6.124	1:52.462						
85	33.949	1:55.842	64	30.671	1:57.011	47	1 LAP	2:05.888						
31	34.566	1:55.282	15	31.741	1:54.972	54	7.791	1:52.219						
29	47.018	1:56.857	85	36.931	1:55.304	19	1 LAP	2:05.806						
26	48.300	1:59.500	11	37.006	2:05.923	10	1 LAP	2:06.216						
1	49.662	2:00.274	31	37.188	1:54.944	32	1 LAP	2:07.310						
98	49.816	1:57.503	29	50.862	1:56.166	60	1 LAP	2:06.520						
33	59.554	1:59.557	26	54.161	1:58.183	76	1 LAP	2:05.199						
68	1:00.580	2:00.101	1	54.291	1:56.951	80	1 LAP	2:08.469						
63	1:06.587	2:00.081	98	54.753	1:57.259	64	31.848	1:54.148						
86	1:22.853	2:04.265	65	5 LAPS	11:54.009P	15	32.514	1:53.744						
96	1:25.766	2:04.653	68	1:06.615	1:58.357	85	38.228	1:54.268						
89	1:27.966	2:03.720	33	1:08.273	2:01.041	31	38.566	1:54.349						
48	1:28.604	2:03.243	63	1:14.532	2:00.267	11	50.232	2:06.197						
2	1:29.308	2:11.866	86	1:34.461	2:03.930	29	54.279	1:56.388						
14	1:31.187	2:03.891	96	1:39.902	2:06.458	1	58.602	1:57.282						
66	1:40.182	2:04.761	89	1:41.277	2:05.633	26	59.484	1:58.294						
78	1:40.816	2:03.606	14	1:42.329	2:03.464	98	1:00.096	1:58.314						
47	1:45.576	2:19.791	2	1:47.885	2:10.899	68	1:12.764	1:59.120						
59	1:46.861	2:04.993				33	1:15.580	2:00.278						
19	1:47.301	2:07.995				63	1:21.520	1:59.959						
10	1:47.667	2:06.589				86	1:46.434	2:04.944						
32	1:48.286	2:05.822				14	1:51.996	2:02.638						
60	1:49.755	2:06.575				89	1:53.662	2:05.356						
						96	1:57.688	2:10.757						
						2	2:08.085	2:13.171						

Car No 27 - Not Classified - Not running at Red Flag
Weather : Sunny / Dry

Brands Hatch
Circuit Length = 2.6228 miles.
Start: 16:36 End: 16:53

HSCC "Duo" Derek Bell Trophy Supported by Motor Sport Magazine QUALIFYING FOR RACE 14

POS	NO	CL	DRIVER	NAT	CAR	TIME	LAPS	GAP	MPH
1	55	A	Tony TRIMMER		Lola T332	1:26.521	8		109.13
2	16	A	Michael WRIGLEY		Hesketh 308E	1:27.727	9	1.206	107.63
3	1	A	Frank LYONS		Gurney Eagle FA74	1:29.340	11	2.819	105.68
4	35	A	Peter DUNN		March 73A	1:29.449	10	2.928	105.55
5	54	B	Mark DWYER		March 974-2	1:32.127	8	5.606	102.49
6	48	C	Stuart TILLEY		Modus M1	1:32.399	12	5.878	102.18
7	66	A	Michael SCOTT		Lola T300	1:32.886	7	6.365	101.65
8	7	C	Chris SHARPLES		Chevron B29	1:32.898	8	6.377	101.63
9	92	B	Mark GRIFFITHS		Surtees TS15	1:33.338	7	6.817	101.16
10	77	B	Paul DRAYSON		March 712	1:33.578	10	7.057	100.90
11	85	B	C LILLINGSTON-PRICE		Tecno T70	1:33.794	7	7.273	100.66
12	52	A	John MONSON		Chevron B28	1:33.817	6	7.296	100.64
13	12	B	Tony SINCLAIR		March 782B	1:36.390	6	9.869	97.95
14	97	C	Peter SHAW		Brabham BT35	1:36.642	10	10.121	97.70
15	30	B	Neil GLOVER		Brabham BT30	1:39.266	4	12.745	95.11
16	68	B	Keith NORMAN		Brabham BT35	1:39.294	8	12.773	95.09
17	56	A	David BROWN		March 721	1:40.556	10	14.035	93.89
18	23	C	Nick OVERALL		Lyncar 001	1:41.983	9	15.462	92.58
19	37	B	Lincoln SMALL		Brabham BT30	1:42.927	6	16.406	91.73
20	39	B	Bob BIRRELL		Chevron B28	1:44.198	7	17.677	90.61
21	17	A	Ron MAYDON		Amon F101	1:44.474	9	17.953	90.37
22	51	E	Stuart OLLEY		Delta T79	1:45.129	11	18.608	89.81
23	76	A	Mike GATT		Techcraft Brabham BT21	1:47.480	11	20.959	87.85
24	24	A	Judy LYONS		Hesketh 308E	2:00.018	5	33.497	78.67

Weather : Bright / Damp

These results are provisional until the conclusion of any judicial and technical matters.

Brands Hatch

Circuit Length = 2.6228 miles.

Start: 12:02 End: 12:22

Clerk of Course:	Stewards:	Timekeeper:
------------------	-----------	-------------

HSCC "Duo" Derek Bell Trophy Supported by Motor Sport Magazine LAP ANALYSIS - QUALIFYING RACE 14

1	Frank LYONS	Gurney Eagle FA74
1 - 1:42.278	6 - 1:30.049	11 - 1:35.606
2 - 1:32.306	7 - 1:37.702	
3 - 1:31.231	8 - 4:36.300P	
4 - 1:33.204	9 - 1:43.092	
5 - 1:29.340	10 - 1:37.030	
7	Chris SHARPLES	Chevron B29
1 - 2:22.985	6 - 1:34.731	
2 - 1:36.341	7 - 1:46.329	
3 - 1:35.862	8 - 5:00.157P	
4 - 1:32.898		
5 - 1:33.097		
12	Tony SINCLAIR	March 782B
1 - 2:40.825	6 - 2:45.601P	
2 - 1:42.432		
3 - 1:39.328		
4 - 1:38.573		
5 - 1:36.390		
16	Michael WRIGLEY	Hesketh 308E
1 - 4:12.320	6 - 5:00.106P	
2 - 1:32.249	7 - 1:41.027	
3 - 1:27.727	8 - 1:32.101	
4 - 2:15.096	9 - 1:31.552	
5 - 2:08.137P		
17	Ron MAYDON	Amon F101
1 - 3:28.995	6 - 2:18.488	
2 - 1:56.065	7 - 2:06.906	
3 - 1:44.474	8 - 1:56.229	
4 - 1:52.793	9 - 1:50.143	
5 - 3:42.087P		
23	Nick OVERALL	Lyncar 001
1 - 2:41.055	6 - 1:49.356	
2 - 1:48.548	7 - 4:45.406P	
3 - 1:49.569	8 - 2:07.715	
4 - 1:41.983	9 - 1:46.801	
5 - 1:44.534		
24	Judy LYONS	Hesketh 308E
1 - 2:44.893		
2 - 2:03.628		
3 - 2:00.018		
4 - 3:56.244P		
5 - 2:18.415		

HSCC "Duo" Derek Bell Trophy Supported by Motor Sport Magazine LAP ANALYSIS - QUALIFYING RACE 14

(contd.)

30	Neil GLOVER	Brabham BT30
1 - 2:47.210 2 - 1:41.334 3 - 1:39.266 4 - 1:53.145		
35	Peter DUNN	March 73A
1 - 2:34.530 6 - 1:30.745 2 - 1:35.156 7 - 1:35.745 3 - 1:31.496 8 - 4:34.379P 4 - 1:29.449 9 - 1:50.443 5 - 1:30.639 10 - 1:37.283		
37	Lincoln SMALL	Brabham BT30
1 - 2:23.305 6 - 7:29.045P 2 - 1:49.139 3 - 1:44.979 4 - 1:44.824 5 - 1:42.927		
39	Bob BIRRELL	Chevron B28
1 - 2:36.806 6 - 1:54.275 2 - 1:52.072 7 - 6:00.484P 3 - 1:50.918 4 - 1:44.540 5 - 1:44.198		
48	Stuart TILLEY	Modus M1
1 - 2:11.324 6 - 1:33.319 11 - 2:03.793P 2 - 1:34.926 7 - 1:40.831 12 - 1:42.751 3 - 1:33.135 8 - 1:39.482 4 - 1:32.551 9 - 1:38.978 5 - 1:32.399 10 - 1:39.972		
51	Stuart OLLEY	Delta T79
1 - 2:09.778 6 - 1:55.309 11 - 1:46.351 2 - 1:48.295 7 - 2:00.235 3 - 1:46.727 8 - 1:55.787 4 - 1:47.581 9 - 1:52.530 5 - 1:45.129 10 - 1:48.765		
52	John MONSON	Chevron B28
1 - 2:10.542 6 - 1:38.781 2 - 1:40.219 3 - 1:34.500 4 - 1:33.817 5 - 1:37.586		

Weather : Bright / Damp

HSCC "Duo" Derek Bell Trophy Supported by Motor Sport Magazine LAP ANALYSIS - QUALIFYING RACE 14

(contd.)

54	Mark DWYER	March 974-2	
1 -	2:23.762	6 - 6:02.632P	
2 -	3:14.611P	7 - 2:03.092	
3 -	1:40.601	8 - 1:37.737	
4 -	1:32.127		
5 -	1:32.688		
55	Tony TRIMMER	Lola T332	
1 -	1:44.906	6 - 1:26.521	
2 -	1:28.644	7 - 5:07.064P	
3 -	1:27.263	8 - 1:46.096	
4 -	1:29.095		
5 -	1:27.796		
56	David BROWN	March 721	
1 -	2:10.128	6 - 4:41.789P	
2 -	1:48.970	7 - 1:55.770	
3 -	1:46.399	8 - 1:45.223	
4 -	1:40.853	9 - 1:46.612	
5 -	1:40.556	10 - 1:45.645	
66	Michael SCOTT	Lola T300	
1 -	2:38.668	6 - 1:33.158	
2 -	1:38.419	7 - 1:41.384	
3 -	1:35.420		
4 -	1:34.563		
5 -	1:32.886		
68	Keith NORMAN	Brabham BT35	
1 -	2:21.648	6 - 4:00.871P	
2 -	1:49.349	7 - 2:04.174	
3 -	1:44.578	8 - 3:26.879P	
4 -	1:39.294		
5 -	1:39.782		
76	Mike GATT	Techcraft Brabham BT21	
1 -	2:22.926	6 - 1:55.785	11 - 1:47.480
2 -	2:00.774	7 - 2:00.826	
3 -	1:57.421	8 - 1:55.211	
4 -	1:51.933	9 - 1:55.048	
5 -	1:50.673	10 - 1:49.569	
77	Paul DRAYSON	March 712	
1 -	2:42.068	6 - 1:41.522	
2 -	1:42.142	7 - 4:09.589P	
3 -	1:36.635	8 - 1:49.205	
4 -	1:34.330	9 - 1:37.538	
5 -	1:33.578	10 - 1:36.961	

Weather : Bright / Damp


HSCC "Duo" Derek Bell Trophy Supported by Motor Sport Magazine LAP ANALYSIS - QUALIFYING RACE 14

(contd.)

85	C LILLINGSTON-PRICE	Tecno T70
1 - 2:23.668	6 - 1:33.794	
2 - 1:38.478	7 - 2:58.474P	
3 - 1:43.401		
4 - 1:36.013		
5 - 1:36.145		
92	Mark GRIFFITHS	Surtees TS15
1 - 2:27.754	6 - 1:34.319	
2 - 1:38.069	7 - 2:30.771P	
3 - 1:36.795		
4 - 1:33.338		
5 - 1:34.498		
97	Peter SHAW	Brabham BT35
1 - 2:11.346	6 - 1:40.105	
2 - 1:42.009	7 - 5:19.520P	
3 - 1:37.462	8 - 2:02.204	
4 - 1:36.642	9 - 1:49.648	
5 - 1:40.566	10 - 1:46.309	

HSCC "Duo" Derek Bell Trophy Supported by Motor Sport Magazine

GRID FOR RACE 14 - AMENDED

ROW 12	24 LYONS	
ROW 11	51 OLLEY	76 GATT
ROW 10	39 BIRRELL	17 MAYDON
ROW 9	23 OVERALL	37 SMALL
ROW 8	68 NORMAN	56 BROWN
ROW 7	97 SHAW	30 GLOVER
ROW 6	52 MONSON	12 SINCLAIR
ROW 5	77 DRAYSON	85 LILLINGSTON-PRICE
ROW 4	7 SHARPLES	92 GRIFFITHS
ROW 3	54 DWYER	48 TILLEY
ROW 2	1 LYONS	35 DUNN
ROW 1	55 TRIMMER	16 WRIGLEY
POLE		
		

Weather : Bright / Damp

These results are provisional until the conclusion of any judicial and technical matters.

Brands Hatch

Circuit Length = 2.6228 miles.

Start: 12:02 End: 12:22

Clerk of Course:

Stewards:

Timekeeper:

HSCC "Duo" Derek Bell Trophy Supported by Motor Sport Magazine PROVISIONAL RESULT - RACE 14

POS	NO	CL	DRIVER	NAT	CAR	TIME	LAPS	GAP	MPH	BEST
1	55	A	Tony TRIMMER		Lola T332	20:27.728	14		107.72	1:26.733
2	1	A	Frank LYONS		Gurney Eagle FA74	20:54.042	14	26.314	105.46	1:27.945
3	35	A	Peter DUNN		March 73A	21:13.176	14	45.448	103.88	1:29.318
4	54	B	Mark DWYER		March 974-2	21:24.422	14	56.694	102.97	1:29.827
5	48	C	Stuart TILLEY		Modus M1	21:40.489	14	1:12.761	101.69	1:31.054
6	92	B	Mark GRIFFITHS		Surtees TS15	21:46.974	14	1:19.246	101.19	1:32.466
7	7	C	Chris SHARPLES		Chevron B29	21:48.718	14	1:20.990	101.05	1:32.447
8	85	B	C LILLINGSTON-PRICE		Tecno T70	21:53.498	14	1:25.770	100.69	1:32.402
9	97	C	Peter SHAW		Brabham BT35	21:03.372	13	1 LAP	97.21	1:35.740
10	30	B	Neil GLOVER		Brabham BT30	21:25.339	13	1 LAP	95.55	1:36.234
11	39	B	Bob BIRRELL		Chevron B28	21:58.984	13	1 LAP	93.11	1:38.334
12	37	B	Lincoln SMALL		Brabham BT30	20:45.698	12	2 LAPS	91.01	1:41.890
13	76	A	Mike GATT		Techcraft Brabham BT21	21:08.840	12	2 LAPS	89.35	1:43.859
14	51	E	Stuart OLLEY		Delta T79	21:13.387	12	2 LAPS	89.03	1:44.001
15	23	C	Nick OVERALL		Lyncar 001	21:26.617	12	2 LAPS	88.11	1:40.799
16	24	A	Judy LYONS		Hesketh 308E	20:43.578	11	3 LAPS	83.57	1:47.247

NOT CLASSIFIED

56	A	David BROWN		March 721	9:48.964	6	D.N.F.	96.30	1:35.579
77	B	Paul DRAYSON		March 712	7:50.265	5	D.N.F.	100.53	1:31.184
12	B	Tony SINCLAIR		March 782B	8:31.544	4	D.N.F.	73.96	1:44.241
68	B	Keith NORMAN		Brabham BT35	14:43.150	4	D.N.F.	42.84	1:38.930
52	A	John MONSON		Chevron B28		0	D.N.F.	N/A	

FASTEST LAP

55	A	Tony TRIMMER		Lola T332	1:26.733	14	108.86mph	175.19kph
54	B	Mark DWYER		March 974-2	1:29.827	6	105.11mph	169.16kph
48	C	Stuart TILLEY		Modus M1	1:31.054	5	103.69mph	166.88kph
51	E	Stuart OLLEY		Delta T79	1:44.001	11	90.78mph	146.10kph

Weather : Sunny / Dry

These results are provisional until the conclusion of any judicial and technical matters.

Brands Hatch

Circuit Length = 2.6228 miles.

Start: 17:15 End: 17:36

Clerk of Course:	Stewards:	Timekeeper:
------------------	-----------	-------------

HSCC "Duo" Derek Bell Trophy Supported by Motor Sport Magazine LAP CHART FOR RACE 14

Lap 1			Lap 2			Lap 3			Lap 4			Lap 5		
No	Behind	Laptime	No	Behind	Laptime	No	Behind	Laptime	No	Behind	Laptime	No	Behind	Laptime
55		1:29.731	55		1:28.216	55		1:28.548	55		1:28.424	55		1:28.123
1	1.441	1:31.172	12	1 LAP	2:52.149P	1	4.519	1:29.613	1	4.100	1:28.005	1	4.058	1:28.081
35	2.998	1:32.729	1	3.454	1:30.229	35	8.427	1:32.393	35	9.897	1:29.894	24	1 LAP	1:51.044
54	6.332	1:36.063	35	4.582	1:29.800	54	11.927	1:31.678	54	13.448	1:29.945	35	11.092	1:29.318
92	7.615	1:37.346	54	8.797	1:30.681	12	1 LAP	1:48.215	48	20.293	1:32.346	54	16.335	1:31.010
48	7.898	1:37.629	48	12.664	1:32.982	48	16.371	1:32.255	92	21.520	1:32.834	23	1 LAP	2:30.609P
7	8.975	1:38.706	92	13.192	1:33.793	92	17.110	1:32.466	7	22.800	1:32.806	48	23.224	1:31.054
77	9.342	1:39.073	7	14.223	1:33.464	7	18.418	1:32.743	77	24.162	1:32.888	92	26.035	1:32.638
85	10.028	1:39.759	77	15.026	1:33.900	77	19.698	1:33.220	85	25.888	1:33.222	7	27.147	1:32.470
97	12.961	1:42.692	85	15.996	1:34.184	85	21.090	1:33.642	12	1 LAP	1:44.241	77	27.223	1:31.184
30	13.537	1:43.268	97	21.001	1:36.256	97	30.063	1:37.610	97	38.112	1:36.473	85	30.742	1:32.977
68	14.725	1:44.456	30	24.385	1:39.064	30	33.481	1:37.644	30	42.358	1:37.301	97	46.083	1:36.094
56	14.995	1:44.726	68	25.439	1:38.930	56	34.572	1:37.248	56	42.725	1:36.577	56	50.181	1:35.579
39	18.083	1:47.814	56	25.872	1:39.093	68	36.259	1:39.368	39	52.726	1:39.713	30	51.715	1:37.480
23	18.888	1:48.619	39	30.094	1:40.227	39	41.437	1:39.891	37	1:01.376	1:41.890	39	1:04.508	1:39.905
37	19.496	1:49.227	23	32.875	1:42.203	23	47.331	1:43.004	76	1:10.626	1:45.693	12	1 LAP	2:06.939P
76	21.833	1:51.564	37	34.350	1:43.070	37	47.910	1:42.108	51	1:11.423	1:44.763	37	1:15.879	1:42.626
51	23.003	1:52.734	76	37.998	1:44.381	76	53.357	1:43.907						
24	34.996	2:04.727	51	39.492	1:44.705	51	55.084	1:44.140						
			24	54.027	1:47.247	24	1:13.912	1:48.433						

Weather : Sunny / Dry

HSCC "Duo" Derek Bell Trophy Supported by Motor Sport Magazine

LAP CHART FOR RACE 14

(contd.)

Lap 6			Lap 7			Lap 8			Lap 9			Lap 10		
No	Behind	Laptime	No	Behind	Laptime	No	Behind	Laptime	No	Behind	Laptime	No	Behind	Laptime
55		1:27.013	55		1:27.144	55		1:27.610	55		1:27.220	55		1:27.281
76	1 LAP	1:44.718	1	7.254	1:29.408	39	1 LAP	1:42.916	24	2 LAPS	1:53.182	23	2 LAPS	1:41.776
51	1 LAP	1:45.074	37	1 LAP	1:45.926	1	9.660	1:30.016	1	12.227	1:29.787	68	6 LAPS	9:40.396P
1	4.990	1:27.945	35	17.617	1:30.281	35	22.790	1:32.783	39	1 LAP	1:41.759	30	1 LAP	1:39.293
35	14.480	1:30.401	76	1 LAP	1:45.762	37	1 LAP	1:45.467	35	26.288	1:30.718	1	14.446	1:29.500
54	19.149	1:29.827	51	1 LAP	1:46.685	54	26.281	1:31.742	54	30.240	1:31.179	24	2 LAPS	1:51.194
48	28.133	1:31.922	54	22.149	1:30.144	76	1 LAP	1:45.530	37	1 LAP	1:44.212	35	28.472	1:29.465
92	32.356	1:33.334	48	33.624	1:32.635	48	38.226	1:32.212	48	43.584	1:32.578	54	34.616	1:31.657
7	33.114	1:32.980	92	37.874	1:32.662	51	1 LAP	1:47.453	92	50.482	1:34.008	39	1 LAP	1:42.030
85	37.574	1:33.845	7	38.417	1:32.447	92	43.694	1:33.430	7	50.900	1:33.816	48	48.520	1:32.217
24	1 LAP	1:56.505	85	43.585	1:33.155	7	44.304	1:33.497	85	54.932	1:33.037	92	56.742	1:33.541
23	1 LAP	1:50.595	23	1 LAP	1:42.107	85	49.115	1:33.140	76	1 LAP	1:47.388	7	57.301	1:33.682
97	54.810	1:35.740	97	1:03.902	1:36.236	97	1:13.594	1:37.302	51	1 LAP	1:48.724	37	1 LAP	1:44.305
56	58.909	1:35.741	24	1 LAP	1:54.610	23	1 LAP	1:41.907	97	1:23.150	1:36.776	85	1:00.053	1:32.402
30	1:00.936	1:36.234	30	1:11.424	1:37.632	30	1:23.868	1:40.054				76	1 LAP	1:45.538
39	1:18.150	1:40.655										51	1 LAP	1:45.827

HSCC "Duo" Derek Bell Trophy Supported by Motor Sport Magazine

LAP CHART FOR RACE 14

(contd.)

Lap 11			Lap 12			Lap 13			Lap 14			Lap 15		
No	Behind	Laptime	No	Behind	Laptime	No	Behind	Laptime	No	Behind	Laptime	No	Behind	Laptime
55		1:27.051	55		1:27.710	55		1:26.924	55		1:26.733			
97	1 LAP	1:37.461	76	2 LAPS	1:43.859	37	2 LAPS	1:41.997	24	3 LAPS	1:48.463			
23	2 LAPS	1:40.869	51	2 LAPS	1:44.803	1	19.130	1:29.122	37	2 LAPS	1:42.099			
1	16.103	1:28.708	97	1 LAP	1:37.113	76	2 LAPS	1:45.316	1	26.314	1:33.917			
30	1 LAP	1:38.234	1	16.932	1:28.539	97	1 LAP	1:37.463	97	1 LAP	1:36.156			
35	31.072	1:29.651	30	1 LAP	1:38.050	51	2 LAPS	1:44.001	76	2 LAPS	1:45.184			
54	39.641	1:32.076	23	2 LAPS	1:43.264	35	40.323	1:33.632	35	45.448	1:31.858			
39	1 LAP	1:42.532	35	33.615	1:30.253	30	1 LAP	1:41.158	51	2 LAPS	1:44.478			
48	54.420	1:32.951	54	43.505	1:31.574	23	2 LAPS	1:40.865	54	56.694	1:34.665			
24	2 LAPS	1:55.791	48	59.599	1:32.889	54	48.762	1:32.181	30	1 LAP	1:39.927			
92	1:02.322	1:32.631	39	1 LAP	1:41.588	48	1:06.009	1:33.334	23	2 LAPS	1:40.799			
7	1:03.017	1:32.767	92	1:07.332	1:32.720	92	1:13.346	1:32.938	48	1:12.761	1:33.485			
85	1:06.387	1:33.385	7	1:08.076	1:32.769	7	1:14.072	1:32.920	92	1:19.246	1:32.633			
37	1 LAP	1:42.771	85	1:12.885	1:34.208	85	1:19.140	1:33.179	7	1:20.990	1:33.651			
			24	2 LAPS	1:52.382	39	1 LAP	1:41.620	85	1:25.770	1:33.363			
									39	1 LAP	1:38.334			

HSCC/FJHRA Miller Oils Historic Formula Junior Championship QUALIFYING FOR RACE 15 - AMENDED

POS	NO	CL	DRIVER	NAT	CAR	TIME	LAPS	GAP	MPH
1	51	C2	Michael HIBBERD		Lotus 27	1:43.152	12		91.53
2	97	C2	Matthew WATTS		Brabham BT6	1:44.935	12	1.783	89.98
3	77	C2	Steve SMITH		Cooper T59	1:46.889	11	3.737	88.33
4	78	C2	Paul SMEETH		Lotus 22	1:46.958	11	3.806	88.27
5	79	C2	Andrew HIBBERD		Lotus 22	1:47.754	11	4.602	87.62
6	86	C2	Hamish MORRISON		Cooper T67	1:48.042	9	4.890	87.39
7	58	C2	Malcolm RICKETTS		Lotus 22	1:48.271	11	5.119	87.20
8	62	C2	Simon ARMER		Cooper T59	1:48.538	10	5.386	86.99
9	84	C2	Mark WOODHOUSE		Lotus 20	1:48.623	11	5.471	86.92
10	85	C1	John CHISHOLM		Gemini 3A	1:49.398	10	6.246	86.30
11	53	C1	Christopher DRAKE		Elva 300	1:50.054	11	6.902	85.79
12	48	C1	John DELANE		Lotus 18	1:50.757	10	7.605	85.25
13	11	B	David STEVENSON		Mallock U2	1:52.357	11	9.205	84.03
14	56	C1	Peter JACKSON		Cooper T56	1:53.333	10	10.181	83.31
15	29	A2	William GRIMSHAW		Moorland Mk1	1:53.478	8	10.326	83.20
16	13	A2	Stuart ROACH		Gemini MK2	1:54.201	10	11.049	82.67
17	10	A2	John TRUSLOVE		Lola Mk2	1:54.467	10	11.315	82.48
18	14	A2	Crispian BESLEY		Elva 100	1:56.176	10	13.024	81.27
19	76	C2	Mike WALLER		Lotus 22	1:56.328	10	13.176	81.16
20	73	C2	Peter ANTISS		Lotus 20/22	1:58.105	10	14.953	79.94
21	7	A2	Duncan RABAGLIATI		Alexis HF1	1:59.357	10	16.205	79.10
22	12	A2	Keith ROACH		Alexis Mk2	1:59.591	10	16.439	78.95
23	95	C2	David BRAND		Lotus 22	2:00.797	10	17.645	78.16
24	19	A2	Robert MANGER		Elva 100	2:01.672	10	18.520	77.60
25	28	A1	Michael ASHLEY-BROWN		Volpini Monoposto	2:01.788	10	18.636	77.52
26	66	C2	Alexander MORTON		Ausper T3	2:01.882	9	18.730	77.46
27	27	A2	Stephen RUSSELL		Elva 100	2:06.806	9	23.654	74.46

Car No 86 needs a working transponder please.

Weather : Bright / Damp

These results are provisional until the conclusion of any judicial and technical matters.

Brands Hatch

Circuit Length = 2.6228 miles.

Start: 12:30 End: 12:50

Clerk of Course:	Stewards:	Timekeeper:
------------------	-----------	-------------

HSCC/FJHRA Miller Oils Historic Formula Junior Championship LAP ANALYSIS - QUALIFYING RACE 15

7	Duncan RABAGLIATI	Alexis HF1
1 - 3:13.401	6 - 2:00.402	
2 - 2:16.385	7 - 2:01.063	
3 - 2:05.921	8 - 1:59.790	
4 - 2:04.103	9 - 1:59.551	
5 - 2:02.175	10 - 1:59.357	
10	John TRUSLOVE	Lola Mk2
1 - 3:15.206	6 - 2:00.005	
2 - 2:10.681	7 - 1:57.581	
3 - 2:16.822	8 - 1:55.323	
4 - 1:58.716	9 - 1:56.386	
5 - 1:58.131	10 - 1:54.467	
11	David STEVENSON	Mallock U2
1 - 2:44.345	6 - 1:52.909	11 - 1:56.728
2 - 1:59.974	7 - 1:52.357	
3 - 1:54.310	8 - 1:56.340	
4 - 1:52.553	9 - 1:54.128	
5 - 1:55.155	10 - 1:56.782	
12	Keith ROACH	Alexis Mk2
1 - 2:42.744	6 - 2:01.338	
2 - 2:07.792	7 - 1:59.591	
3 - 2:06.630	8 - 2:00.354	
4 - 2:04.700	9 - 2:02.047	
5 - 2:03.368	10 - 2:00.543	
13	Stuart ROACH	Gemini MK2
1 - 2:32.154	6 - 1:54.803	
2 - 1:59.729	7 - 1:54.201	
3 - 1:56.066	8 - 1:57.850	
4 - 2:01.431	9 - 1:54.583	
5 - 1:57.438	10 - 1:55.545	
14	Crispian BESLEY	Elva 100
1 - 2:20.068	6 - 1:58.065	
2 - 2:01.022	7 - 1:56.176	
3 - 1:57.556	8 - 2:02.273	
4 - 1:58.201	9 - 1:57.590	
5 - 1:57.100	10 - 1:56.639	
19	Robert MANGER	Elva 100
1 - 2:47.266	6 - 2:04.420	
2 - 2:12.699	7 - 2:02.123	
3 - 2:07.022	8 - 2:01.672	
4 - 2:09.894	9 - 2:03.570	
5 - 2:05.024	10 - 2:02.997	

Car No 86 needs a working transponder please.
Weather : Bright / Damp

Brands Hatch
Circuit Length = 2.6228 miles.
Start: 12:30 End: 12:50
Printed - 13:15 Sunday, 07 May 2006

HSCC/FJHRA Miller Oils Historic Formula Junior Championship LAP ANALYSIS - QUALIFYING RACE 15

(contd.)

27	Stephen RUSSELL	Elva 100	
1 -	3:10.167	6 - 2:07.537	
2 -	2:14.938	7 - 2:09.784	
3 -	2:12.948	8 - 2:06.806	
4 -	2:10.377	9 - 2:07.498	
5 -	2:09.565		
28	Michael ASHLEY-BROWN	Volpini Monoposto	
1 -	3:05.628	6 - 2:05.954	
2 -	2:09.686	7 - 2:05.585	
3 -	2:08.573	8 - 2:02.745	
4 -	2:05.652	9 - 2:02.584	
5 -	2:05.325	10 - 2:01.788	
29	William GRIMSHAW	Moorland Mk1	
1 -	2:24.808	6 - 2:09.820	
2 -	1:57.627	7 - 1:53.478	
3 -	1:57.702	8 - 2:42.144P	
4 -	1:57.190		
5 -	1:56.710		
48	John DELANE	Lotus 18	
1 -	3:10.641	6 - 1:53.940	
2 -	1:59.807	7 - 1:53.899	
3 -	1:57.850	8 - 1:50.757	
4 -	1:56.649	9 - 1:51.206	
5 -	1:55.736	10 - 1:50.846	
51	Michael HIBBERD	Lotus 27	
1 -	2:01.008	6 - 1:46.841	11 - 1:44.440
2 -	1:47.965	7 - 1:43.679	12 - 1:44.726
3 -	1:46.811	8 - 1:43.152	
4 -	1:46.640	9 - 1:47.965	
5 -	1:45.895	10 - 1:45.652	
53	Christopher DRAKE	Elva 300	
1 -	2:07.012	6 - 1:51.805	11 - 1:50.054
2 -	1:59.338	7 - 1:51.949	
3 -	1:54.910	8 - 1:51.203	
4 -	1:53.568	9 - 1:51.254	
5 -	1:52.843	10 - 1:50.931	
56	Peter JACKSON	Cooper T56	
1 -	2:41.375	6 - 1:56.314	
2 -	1:57.748	7 - 1:54.482	
3 -	1:56.611	8 - 1:58.667	
4 -	1:55.364	9 - 1:56.571	
5 -	1:56.937	10 - 1:53.333	

Car No 86 needs a working transponder please.
Weather : Bright / Damp

HSCC/FJHRA Miller Oils Historic Formula Junior Championship

LAP ANALYSIS - QUALIFYING RACE 15

(contd.)

58	Malcolm RICKETTS	Lotus 22
1 - 3:06.120	6 - 1:50.919	11 - 1:48.271
2 - 2:00.356	7 - 1:49.155	
3 - 1:53.451	8 - 1:51.799	
4 - 1:50.961	9 - 1:49.921	
5 - 1:50.333	10 - 1:48.718	
62	Simon ARMER	Cooper T59
1 - 3:11.430	6 - 1:50.075	
2 - 2:02.099	7 - 1:48.538	
3 - 1:55.461	8 - 1:55.194	
4 - 1:54.866	9 - 1:58.837	
5 - 1:55.628	10 - 1:49.620	
66	Alexander MORTON	Ausper T3
1 - 2:59.494	6 - 2:06.326	
2 - 2:12.403	7 - 2:09.046	
3 - 2:10.826	8 - 2:01.882	
4 - 2:07.498	9 - 2:07.562	
5 - 2:14.071		
73	Peter ANSTISS	Lotus 20/22
1 - 2:35.106	6 - 2:03.475	
2 - 2:10.764	7 - 1:58.161	
3 - 2:05.186	8 - 1:59.222	
4 - 2:02.913	9 - 1:58.475	
5 - 2:01.385	10 - 1:58.105	
76	Mike WALLER	Lotus 22
1 - 2:59.557	6 - 2:01.654	
2 - 2:05.551	7 - 1:59.504	
3 - 2:04.985	8 - 1:56.328	
4 - 2:05.236	9 - 1:58.196	
5 - 2:00.345	10 - 1:56.831	
77	Steve SMITH	Cooper T59
1 - 2:15.148	6 - 1:50.243	11 - 1:47.363
2 - 1:51.902	7 - 1:49.801	
3 - 1:52.258	8 - 1:47.530	
4 - 1:50.519	9 - 1:47.565	
5 - 1:49.717	10 - 1:46.889	
78	Paul SMEETH	Lotus 22
1 - 2:25.314	6 - 1:46.958	11 - 1:47.496
2 - 1:58.985	7 - 1:49.586	
3 - 1:55.735	8 - 2:37.169	
4 - 1:50.855	9 - 1:50.329	
5 - 1:47.710	10 - 1:51.463	

Car No 86 needs a working transponder please.
Weather : Bright / Damp

HSCC/FJHRA Miller Oils Historic Formula Junior Championship

LAP ANALYSIS - QUALIFYING RACE 15


(contd.)

79	Andrew HIBBERD	Lotus 22
1 - 2:04.172	6 - 1:50.094	11 - 1:48.932
2 - 1:53.202	7 - 1:49.610	
3 - 1:51.121	8 - 1:49.551	
4 - 1:50.171	9 - 1:48.554	
5 - 1:51.242	10 - 1:47.754	
84	Mark WOODHOUSE	Lotus 20
1 - 2:43.743	6 - 1:50.433	11 - 1:48.966
2 - 1:58.686	7 - 1:49.467	
3 - 1:52.310	8 - 1:49.265	
4 - 1:51.828	9 - 1:48.623	
5 - 1:51.385	10 - 2:01.173	
85	John CHISHOLM	Gemini 3A
1 - 3:18.169	6 - 1:52.384	
2 - 1:56.216	7 - 1:51.292	
3 - 2:00.184	8 - 1:51.403	
4 - 1:55.186	9 - 1:51.044	
5 - 1:53.386	10 - 1:49.398	
86	Hamish MORRISON	Cooper T67
1 - 5:44.732	6 - 1:51.614	
2 - 1:54.647	7 - 1:49.295	
3 - 1:54.132	8 - 1:48.881	
4 - 1:51.711	9 - 1:48.042	
5 - 1:51.814		
95	David BRAND	Lotus 22
1 - 2:52.612	6 - 2:06.219	
2 - 2:05.866	7 - 2:03.709	
3 - 2:05.678	8 - 2:03.003	
4 - 2:07.510	9 - 2:07.749	
5 - 2:04.138	10 - 2:00.797	
97	Matthew WATTS	Brabham BT6
1 - 2:00.140	6 - 1:47.273	11 - 1:45.588
2 - 1:48.532	7 - 1:44.935	12 - 1:45.961
3 - 1:47.777	8 - 1:45.854	
4 - 1:47.935	9 - 1:45.510	
5 - 1:47.744	10 - 1:46.410	

Car No 86 needs a working transponder please.
Weather : Bright / Damp

HSCC/FJHRA Miller Oils Historic Formula Junior Championship

GRID FOR RACE 15 - AMENDED

ROW 14	27	RUSSELL	96	ERNST
ROW 13	28	ASHLEY-BROWN	66	MORTON
ROW 12	95	BRAND	19	MANGER
ROW 11	7	RABAGLIATI	12	ROACH
ROW 10	76	WALLER	73	ANSTISS
ROW 9	10	TRUSLOVE	14	BESLEY
ROW 8	29	GRIMSHAW	13	ROACH
ROW 7	11	STEVENSON	56	JACKSON
ROW 6	53	DRAKE	48	DELANE
ROW 5	84	WOODHOUSE	85	CHISHOLM
ROW 4	58	RICKETTS	62	ARMER
ROW 3	79	HIBBERD	86	MORRISON
ROW 2	77	SMITH	78	SMEETH
ROW 1	51	HIBBERD	97	WATTS
POLE				
				

Car No 86 needs a working transponder please.

Weather : Bright / Damp

These results are provisional until the conclusion of any judicial and technical matters.

Brands Hatch

Circuit Length = 2.6228 miles.

Start: 12:30 End: 12:50

Clerk of Course:	Stewards:	Timekeeper:

HSCC/FJHRA Miller Oils Historic Formula Junior Championship PROVISIONAL RESULT - RACE 15

POS	NO	CL	DRIVER	NAT	CAR	TIME	LAPS	GAP	MPH	BEST
1	51	C2	Michael HIBBERD		Lotus 27	21:05.053	12		89.61	1:43.678
2	97	C2	Matthew WATTS		Brabham BT6	21:14.699	12	9.646	88.94	1:44.980
3	77	C2	Steve SMITH		Cooper T59	21:22.676	12	17.623	88.38	1:45.059
4	84	C2	Mark WOODHOUSE		Lotus 20	21:37.861	12	32.808	87.35	1:46.496
5	78	C2	Paul SMEETH		Lotus 22	21:39.950	12	34.897	87.21	1:45.640
6	79	C2	Andrew HIBBERD		Lotus 22	21:40.887	12	35.834	87.15	1:46.128
7	86	C2	Hamish MORRISON		Cooper T67	22:11.032	12	1:05.979	85.17	1:48.120
8	85	C1	John CHISHOLM		Gemini 3A	22:28.772	12	1:23.719	84.05	1:49.435
9	53	C1	Christopher DRAKE		Elva 300	22:30.554	12	1:25.501	83.94	1:50.482
10	48	C1	John DELANE		Lotus 18	22:30.734	12	1:25.681	83.93	1:50.421
11	56	C1	Peter JACKSON		Cooper T56	21:06.448	11	1 LAP	82.06	1:53.348
12	10	A2	John TRUSLOVE		Lola Mk2	21:07.844	11	1 LAP	81.97	1:52.235
13	11	A2	David STEVENSON		Mallock U2	21:08.574	11	1 LAP	81.92	1:53.054
14	29	A2	William GRIMSHAW		Moorland Mk1	21:10.105	11	1 LAP	81.82	1:53.562
15	14	A2	Crispian BESLEY		Elva 100	21:10.549	11	1 LAP	81.80	1:53.089
16	13	A2	Stuart ROACH		Gemini MK2	21:32.137	11	1 LAP	80.43	1:53.040
17	76	C2	Mike WALLER		Lotus 22	21:35.624	11	1 LAP	80.21	1:55.220
18	73	C2	Peter ANSTISS		Lotus 20/22	22:14.229	11	1 LAP	77.89	1:58.113
19	12	A2	Keith ROACH		Alexis Mk2	22:15.503	11	1 LAP	77.82	1:57.783
20	66	C2	Alexander MORTON		Ausper T3	22:31.575	11	1 LAP	76.89	1:59.133
21	95	C2	David BRAND		Lotus 22	22:31.948	11	1 LAP	76.87	1:59.471
22	7	A2	Duncan RABAGLIATI		Alexis HF1	22:34.137	11	1 LAP	76.75	1:59.806
23	19	A2	Robert MANGER		Elva 100	22:35.588	11	1 LAP	76.66	2:00.161
24	28	A1	Michael ASHLEY-BROWN		Volpini Monoposto	22:40.409	11	1 LAP	76.39	2:00.289
25	96	C2	Rudolf ERNST		Lotus 22	22:51.014	11	1 LAP	75.80	2:00.535

NOT CLASSIFIED

27	A2	Stephen RUSSELL		Elva 100	16:26.438	7	D.N.F.	67.07	2:03.113
58	C2	Malcolm RICKETTS		Lotus 22	5:34.967	3	D.N.F.	84.76	1:48.089
62	C2	Simon ARMER		Cooper T59	5:35.479	3	D.N.F.	84.63	1:48.262

FASTEST LAP

51	C2	Michael HIBBERD		Lotus 27	1:43.678	10	91.07mph	146.56kph
85	C1	John CHISHOLM		Gemini 3A	1:49.435	10	86.28mph	138.85kph
10	A2	John TRUSLOVE		Lola Mk2	1:52.235	9	84.12mph	135.39kph
28	A1	Michael ASHLEY-BROWN		Volpini Monoposto	2:00.289	9	78.49mph	126.32kph

Weather : Bright / Dry

These results are provisional until the conclusion of any judicial and technical matters.

Brands Hatch

Circuit Length = 2.6228 miles.

Start: 17:48 End: 18:09

Clerk of Course:	Stewards:	Timekeeper:
------------------	-----------	-------------

HSCC/FJHRA Miller Oils Historic Formula Junior Championship

LAP CHART FOR RACE 15

Lap 1			Lap 2			Lap 3			Lap 4			Lap 5		
No	Behind	Laptime	No	Behind	Laptime	No	Behind	Laptime	No	Behind	Laptime	No	Behind	Laptime
51		1:50.334	51		1:43.748	51		1:44.080	51		1:43.831	51		1:44.890
97	1.151	1:51.485	97	2.576	1:45.173	97	3.900	1:45.404	97	6.199	1:46.130	97	7.137	1:45.828
77	3.064	1:53.398	77	4.886	1:45.570	77	7.054	1:46.248	77	9.300	1:46.077	77	10.605	1:46.195
78	5.610	1:55.944	78	10.339	1:48.477	78	15.005	1:48.746	84	19.246	1:47.515	84	20.852	1:46.496
79	6.197	1:56.531	79	11.204	1:48.755	79	15.398	1:48.274	78	19.746	1:48.572	78	23.205	1:48.349
84	6.462	1:56.796	84	11.339	1:48.625	84	15.562	1:48.303	79	20.091	1:48.524	79	23.947	1:48.746
58	7.412	1:57.746	58	12.796	1:49.132	58	16.805	1:48.089	86	25.713	1:52.167	86	31.195	1:50.372
62	8.116	1:58.450	62	13.135	1:48.767	62	17.317	1:48.262	48	36.262	1:53.097	48	43.574	1:52.202
86	8.711	1:59.045	86	13.337	1:48.374	86	17.377	1:48.120	53	36.826	1:53.120	53	43.904	1:51.968
53	11.210	2:01.544	53	19.140	1:51.678	48	26.996	1:50.705	85	39.464	1:52.173	85	45.759	1:51.185
48	12.497	2:02.831	48	20.371	1:51.622	53	27.537	1:52.477	56	44.838	1:54.214	56	54.346	1:54.398
85	13.802	2:04.136	85	22.707	1:52.653	85	31.122	1:52.495	11	46.829	1:54.734	11	56.141	1:54.202
56	14.733	2:05.067	56	24.384	1:53.399	56	34.455	1:54.151	29	49.985	1:55.208	29	59.141	1:54.046
11	16.270	2:06.604	11	26.718	1:54.196	11	35.926	1:53.288	14	51.294	1:55.501	13	59.571	1:53.040
29	16.980	2:07.314	29	27.925	1:54.693	29	38.608	1:54.763	13	51.421	1:55.546	14	1:01.129	1:54.725
13	17.659	2:07.993	14	29.198	1:55.132	14	39.624	1:54.506	10	52.148	1:55.533	10	1:01.433	1:54.175
14	17.814	2:08.148	13	30.111	1:56.200	13	39.706	1:53.675	76	59.831	1:57.269	76	1:10.799	1:55.858
10	18.337	2:08.671	10	31.004	1:56.415	10	40.446	1:53.522	73	1:16.183	2:00.973	73	1:30.775	1:59.482
76	20.030	2:10.364	76	33.227	1:56.945	76	46.393	1:57.246	95	1:17.239	2:02.100	95	1:32.423	2:00.074
7	23.425	2:13.759	7	42.594	2:02.917	95	58.970	2:00.039	12	1:18.288	1:59.572	12	1:33.481	2:00.083
95	25.709	2:16.043	95	43.011	2:01.050	73	59.041	1:59.516	7	1:19.062	2:01.670	7	1:34.923	2:00.751
73	26.687	2:17.021	73	43.605	2:00.666	7	1:01.223	2:02.709	19	1:22.334	2:01.754	19	1:40.510	2:03.066
19	26.738	2:17.072	19	46.212	2:03.222	12	1:02.547	1:59.920	66	1:23.386	2:01.247	66	1:40.940	2:02.444
12	27.941	2:18.275	12	46.707	2:02.514	19	1:04.411	2:02.279	28	1:25.310	2:03.539	96	1:42.026	2:00.535
28	28.471	2:18.805	28	47.201	2:02.478	28	1:05.602	2:02.481	96	1:26.381	2:02.116	28	1:43.136	2:02.716
27	29.023	2:19.357	66	47.950	2:01.759	66	1:05.970	2:02.100	27	1:28.253	2:04.090			
66	29.939	2:20.273	27	48.961	2:03.686	27	1:07.994	2:03.113						
96	30.328	2:20.662	96	49.619	2:03.039	96	1:08.096	2:02.557						

HSCC/FJHRA Miller Oils Historic Formula Junior Championship

LAP CHART FOR RACE 15

(contd.)

Lap 6			Lap 7			Lap 8			Lap 9			Lap 10		
No	Behind	Laptime	No	Behind	Laptime	No	Behind	Laptime	No	Behind	Laptime	No	Behind	Laptime
51		1:45.264	51		1:47.728	51		1:45.782	51		1:44.145	51		1:43.678
27	1 LAP	2:03.496	12	1 LAP	1:59.671	97	7.665	1:46.044	97	8.500	1:44.980	97	9.914	1:45.092
97	7.308	1:45.435	95	1 LAP	2:00.870	73	1 LAP	2:00.636	77	13.042	1:45.059	76	1 LAP	1:57.209
77	11.445	1:46.104	7	1 LAP	2:04.143	77	12.128	1:47.601	73	1 LAP	1:58.622	77	15.465	1:46.101
84	22.212	1:46.624	97	7.403	1:47.823	12	1 LAP	2:01.944	84	26.444	1:47.459	84	29.690	1:46.924
78	25.985	1:48.044	19	1 LAP	2:02.562	95	1 LAP	2:03.107	12	1 LAP	1:58.990	78	34.909	1:46.739
79	26.163	1:47.480	66	1 LAP	2:02.146	84	23.130	1:47.537	78	31.848	1:48.249	79	35.126	1:46.733
86	36.171	1:50.240	77	10.309	1:46.592	7	1 LAP	2:04.267	79	32.071	1:47.667	73	1 LAP	1:58.113
48	50.539	1:52.229	28	1 LAP	2:03.141	66	1 LAP	2:01.899	95	1 LAP	2:01.283	12	1 LAP	1:58.767
53	51.320	1:52.680	96	1 LAP	2:06.527	78	27.744	1:47.804	27	2 LAPS	3:43.093P	95	1 LAP	2:03.750
85	51.906	1:51.411	84	21.375	1:46.891	19	1 LAP	2:03.871	66	1 LAP	1:59.522	86	56.768	1:53.061
56	1:03.138	1:54.056	27	1 LAP	2:09.603	79	28.549	1:47.987	7	1 LAP	2:02.880	66	1 LAP	2:00.182
11	1:06.370	1:55.493	78	25.722	1:47.465	28	1 LAP	2:02.566	19	1 LAP	2:00.418	7	1 LAP	2:00.537
29	1:09.628	1:55.751	79	26.344	1:47.909	96	1 LAP	2:02.086	86	47.385	1:50.580	19	1 LAP	2:00.286
13	1:09.776	1:55.469	86	37.709	1:49.266	86	40.950	1:49.023	28	1 LAP	2:02.185	28	1 LAP	2:00.289
14	1:10.416	1:54.551	48	54.534	1:51.723	48	1:00.131	1:51.379	96	1 LAP	2:02.469	96	1 LAP	2:02.420
10	1:10.903	1:54.734	53	54.972	1:51.380	53	1:00.620	1:51.430	48	1:06.407	1:50.421	53	1:13.810	1:50.531
76	1:21.856	1:56.321	85	55.356	1:51.178	85	1:02.147	1:52.573	53	1:06.957	1:50.482	48	1:13.968	1:51.239
73	1:44.525	1:59.014	56	1:10.094	1:54.684	56	1:19.178	1:54.866	85	1:08.233	1:50.231	85	1:13.990	1:49.435
			11	1:12.769	1:54.127	11	1:21.685	1:54.698	56	1:29.216	1:54.183	56	1:39.620	1:54.082
			29	1:15.623	1:53.723	29	1:23.403	1:53.562	11	1:31.732	1:54.192	11	1:41.108	1:53.054
			13	1:15.924	1:53.876	13	1:24.019	1:53.877	10	1:32.478	1:52.235	10	1:41.612	1:52.812
			14	1:16.710	1:54.022	10	1:24.388	1:53.254	29	1:32.998	1:53.740	29	1:42.918	1:53.598
			10	1:16.916	1:53.741	14	1:25.294	1:54.366	14	1:34.340	1:53.191			
			76	1:32.080	1:57.952	76	1:42.278	1:55.980	13	1:41.250	2:01.376			

Weather : Bright / Dry

msttimina.com

Page 2 of 3

Brands Hatch
 Circuit Length = 2.6228 miles.
 Start: 17:48 End: 18:09
 Printed - 18:12 Sunday, 07 May 2006

HSCC/FJHRA Miller Oils Historic Formula Junior Championship

LAP CHART FOR RACE 15

(contd.)

Lap 11			Lap 12			Lap 13			Lap 14			Lap 15		
No	Behind	Laptime	No	Behind	Laptime	No	Behind	Laptime	No	Behind	Laptime	No	Behind	Laptime
51		1:43.749	51		1:47.824									
14	1 LAP	1:53.089	56	1 LAP	1:53.348									
97	11.975	1:45.810	10	1 LAP	1:52.752									
77	19.740	1:48.024	11	1 LAP	1:53.986									
13	1 LAP	2:06.530	29	1 LAP	1:53.707									
76	1 LAP	1:55.220	14	1 LAP	1:53.318									
84	33.304	1:47.363	97	9.646	1:45.495									
78	36.800	1:45.640	77	17.623	1:45.707									
79	37.530	1:46.153	13	1 LAP	1:54.555P									
73	1 LAP	1:58.489	76	1 LAP	1:55.260									
12	1 LAP	1:57.984	84	32.808	1:47.328									
86	1:02.503	1:49.484	78	34.897	1:45.921									
66	1 LAP	1:59.133	79	35.834	1:46.128									
95	1 LAP	2:04.161	86	1:05.979	1:51.300									
7	1 LAP	1:59.806	73	1 LAP	2:01.697									
19	1 LAP	2:00.161	12	1 LAP	1:57.783									
85	1:20.239	1:49.998	85	1:23.719	1:51.304									
48	1:22.056	1:51.837	53	1:25.501	1:51.197									
53	1:22.128	1:52.067	48	1:25.681	1:51.449									
28	1 LAP	2:01.360	66	1 LAP	2:00.870									
96	1 LAP	2:03.791	95	1 LAP	1:59.471									
			7	1 LAP	2:00.698									
			19	1 LAP	2:00.897									
			28	1 LAP	2:00.849									
			96	1 LAP	2:04.812									

Weather : Bright / Dry

msttimina.com

Page 3 of 3

Brands Hatch
 Circuit Length = 2.6228 miles.
 Start: 17:48 End: 18:09
 Printed - 18:12 Sunday, 07 May 2006