



# **BRANDS HATCH HISTORIC SUPERPRIX**

**Brands Hatch GP Circuit**

**17th & 18th July 2004**



**Results Provided by MST Sports Timing Ltd**  
*[www.mstworld.com](http://www.mstworld.com)*

## Millers Oils/AMOC Historic Formula Junior QUALIFYING - RACE 1

POS	NO	CL	NAME	NAT	CAR	TIME	LAPS	GAP	MPH
1	53	C	Michael SCHRYVER		Lotus 22	1:41.975	12		92.59
2	62	C	Simon ARMER		Cooper T59	1:44.730	11	2.755	90.15
3	84	C	Mark WOODHOUSE		Lotus 20	1:44.975	11	3.000	89.94
4	51	C	Michael HIBBERD		Lotus 27	1:46.682	5	4.707	88.50
5	67	C	Anthony BINNINGTON		Cooper T67	1:47.828	11	5.853	87.56
6	78	C	Paul SMEETH		Lotus 22	1:47.999	11	6.024	87.42
7	83	C	Barry WESTMORELAND		Lotus 22	1:48.875	11	6.900	86.72
8	81	C	David STEVENSON		Lotus 22	1:49.706	11	7.731	86.06
9	58	C	Rollo BEALE		Lotus 22	1:49.830	11	7.855	85.97
10	76	C	Michael WALLER		Lotus 22	1:50.658	11	8.683	85.32
11	80	C	Roy WALZER		Lotus 27	1:50.867	5	8.892	85.16
12	29	A2	William GRIMSHAW		Gemini Mk2	1:51.702	9	9.727	84.52
13	52	C	James CLARIDGE		Lola Mk5A	1:52.142	3	10.167	84.19
14	79	C	Andrew HIBBERD		Lotus 22	1:52.385	10	10.410	84.01
15	32	B	Mark GREEN		Lotus 18	1:52.820	9	10.845	83.69
16	46	B	Andrew SPENCE		Elva 200	1:54.028	10	12.053	82.80
17	56	C	Peter JACKSON		Cooper T56	1:56.458	10	14.483	81.07
18	22	A2	Robin LACKFORD		Elva 100	1:56.585	9	14.610	80.98
19	14	A2	Crispian BESLEY		Elva 100	1:56.820	10	14.845	80.82
20	66	C	Clive TEMPLE		Cooper T56	2:00.212	7	18.237	78.54
21	63	C	Geoff WILLIAMS		Lotus 20/22	2:01.456	10	19.481	77.74
22	25	A2	Chris FEATHERSTONE		Bond	2:05.960	7	23.985	74.96
23	28	A1	Michael ASHLEY-BROWN		Volpini FJ	2:06.081	7	24.106	74.88
24	8	A2	Erica PILKINGTON		Gemini Mk2	2:06.239	8	24.264	74.79
25	24	A1	Ian ROBINSON		Autosud FJ	2:14.138	9	32.163	70.39
26	48	B	Keith BLANSHARD		Fafnir FJ/1	2:16.588	9	34.613	69.12
27	65	C	Edwin JOWSEY		Lotus 22	2:32.770	2	50.795	61.80

Car Nos 25, 29, 62, 78 & 80 need working transponders please.

Weather / Track : Cloudy / Dry

These results are provisional until the conclusion of any judicial and technical matters.

Brands Hatch

Circuit Length = 2.6228 miles.

Start: 09:00 End: 09:20

Clerk Of Course:	Stewards:	Timekeeper:

## Millers Oils/AMOC Historic Formula Junior QUALIFYING - LAP ANALYSIS

<b>8</b>	<b>Erica PILKINGTON</b>	Gemini Mk2
1 - 5:52.974	6 - 2:07.084	
2 - 2:33.449	7 - <b>2:06.239</b>	
3 - 2:09.724	8 - 2:06.971	
4 - 2:08.515		
5 - 2:09.898		
<b>14</b>	<b>Crispian BESLEY</b>	Elva 100
1 - 2:21.483	6 - 1:57.655	
2 - 2:03.040	7 - <b>1:56.820</b>	
3 - 2:00.230	8 - 1:57.609	
4 - 1:58.837	9 - 2:08.044	
5 - 1:58.242	10 - 1:57.933	
<b>22</b>	<b>Robin LACKFORD</b>	Elva 100
1 - 2:49.783	6 - 1:58.000	
2 - 2:03.408	7 - 2:01.924	
3 - 1:59.013	8 - <b>1:56.585</b>	
4 - 2:02.878	9 - 4:07.290P	
5 - 1:58.833		
<b>24</b>	<b>Ian ROBINSON</b>	Autosud FJ
1 - 2:52.405	6 - 2:17.288	
2 - 2:15.449	7 - <b>2:14.138</b>	
3 - 2:14.157	8 - 2:14.498	
4 - 2:16.985	9 - 2:14.390	
5 - 2:16.445		
<b>25</b>	<b>Chris FEATHERSTONE</b>	Bond
1 - 3:14.474	6 - <b>2:05.960</b>	
2 - 2:08.654	7 - 2:37.512P	
3 - 2:06.459		
4 - 2:09.061		
5 - 2:07.100		
<b>28</b>	<b>Michael ASHLEY-BROWN</b>	Volpini FJ
1 - 2:30.500	6 - 2:07.799	
2 - 2:13.789	7 - <b>2:06.081</b>	
3 - 2:11.733		
4 - 2:07.685		
5 - 2:07.244		

## Millers Oils/AMOC Historic Formula Junior QUALIFYING - LAP ANALYSIS

(contd.)

<b>29</b>	<b>William GRIMSHAW</b>	Gemini Mk2
1 - 2:38.772	6 - 2:02.987	
2 - 2:06.803	7 - <b>1:51.702</b>	
3 - 1:58.805	8 - 2:00.956	
4 - 1:52.898	9 - 2:19.682P	
5 - 1:53.780		
<b>32</b>	<b>Mark GREEN</b>	Lotus 18
1 - 2:24.440	6 - <b>1:52.820</b>	
2 - 2:01.081	7 - 1:54.122	
3 - 1:56.241	8 - 1:54.262	
4 - 1:55.231	9 - 5:13.756P	
5 - 1:54.475		
<b>46</b>	<b>Andrew SPENCE</b>	Elva 200
1 - 2:42.631	6 - 1:57.158	
2 - 2:04.638	7 - 1:57.302	
3 - 2:01.875	8 - 1:55.001	
4 - 2:00.736	9 - 1:55.521	
5 - 1:58.678	10 - <b>1:54.028</b>	
<b>48</b>	<b>Keith BLANSHARD</b>	Fafnir FJ/1
1 - 3:13.059	6 - 2:17.577	
2 - 2:23.195	7 - 2:19.108	
3 - 2:21.376	8 - 2:16.623	
4 - 2:17.850	9 - <b>2:16.588</b>	
5 - 2:24.004		
<b>51</b>	<b>Michael HIBBERD</b>	Lotus 27
1 - 2:30.410		
2 - 1:50.428		
3 - <b>1:46.682</b>		
4 - 1:49.914		
5 - 5:47.105P		
<b>52</b>	<b>James CLARIDGE</b>	Lola Mk5A
1 - 2:40.436		
2 - 2:00.542		
3 - <b>1:52.142</b>		

## Millers Oils/AMOC Historic Formula Junior QUALIFYING - LAP ANALYSIS

(contd.)

<b>53</b>	<b>Michael SCHRYVER</b>	Lotus 22
1 - 1:57.368	6 - 1:42.652	11 - 1:42.213
2 - 1:43.266	7 - 1:43.725	12 - 1:42.271
3 - 1:42.840	8 - 1:42.455	
4 - 1:42.137	9 - 1:42.963	
5 - 1:43.775	10 - <b>1:41.975</b>	
<b>56</b>	<b>Peter JACKSON</b>	Cooper T56
1 - 2:25.135	6 - 1:57.742	
2 - 2:00.128	7 - <b>1:56.458</b>	
3 - 2:00.794	8 - 1:58.151	
4 - 2:03.463	9 - 2:01.237	
5 - 2:00.758	10 - 1:57.851	
<b>58</b>	<b>Rollo BEALE</b>	Lotus 22
1 - 2:12.988	6 - 1:51.450	11 - 1:51.272
2 - 1:51.185	7 - 1:49.972	
3 - <b>1:49.830</b>	8 - 1:50.375	
4 - 1:51.518	9 - 1:50.445	
5 - 1:51.399	10 - 1:50.209	
<b>62</b>	<b>Simon ARMER</b>	Cooper T59
1 - 2:34.633	6 - 1:44.862	11 - <b>1:44.730</b>
2 - 2:02.192	7 - 1:45.347	
3 - 1:49.771	8 - 1:46.231	
4 - 1:49.784	9 - 1:44.959	
5 - 1:46.930	10 - 1:46.164	
<b>63</b>	<b>Geoff WILLIAMS</b>	Lotus 20/22
1 - 2:55.510	6 - 2:01.470	
2 - 2:06.920	7 - 2:05.854	
3 - 2:03.825	8 - 2:02.707	
4 - 2:05.089	9 - 2:01.985	
5 - 2:02.839	10 - <b>2:01.456</b>	
<b>65</b>	<b>Edwin JOWSEY</b>	Lotus 22
1 - <b>2:32.770</b>		
2 - 6:24.752P		

## Millers Oils/AMOC Historic Formula Junior QUALIFYING - LAP ANALYSIS

(contd.)

<b>66</b>	<b>Clive TEMPLE</b>	Cooper T56
1 - 2:45.399	6 - 2:03.954	
2 - 2:03.032	7 - 2:05.230	
3 - 2:03.062		
4 - 2:01.667		
5 - <b>2:00.212</b>		
<b>67</b>	<b>Anthony BINNINGTON</b>	Cooper T67
1 - 2:22.299	6 - 1:48.692	11 - 1:48.451
2 - 1:55.974	7 - <b>1:47.828</b>	
3 - 1:51.481	8 - 1:47.952	
4 - 1:50.747	9 - 1:48.589	
5 - 1:48.859	10 - 1:49.390	
<b>76</b>	<b>Michael WALLER</b>	Lotus 22
1 - 2:39.865	6 - 1:52.339	11 - 1:51.664
2 - 1:59.447	7 - 1:52.403	
3 - 1:58.342	8 - 1:53.587	
4 - 1:55.157	9 - <b>1:50.658</b>	
5 - 1:54.292	10 - 1:50.832	
<b>78</b>	<b>Paul SMEETH</b>	Lotus 22
1 - 2:22.209	6 - 1:52.640	11 - <b>1:47.999</b>
2 - 2:26.389	7 - 1:50.495	
3 - 1:54.139	8 - 1:49.348	
4 - 1:51.644	9 - 1:49.043	
5 - 1:52.964	10 - 1:48.304	
<b>79</b>	<b>Andrew HIBBERD</b>	Lotus 22
1 - 2:42.551	6 - 1:53.162	
2 - 1:59.204	7 - 1:53.199	
3 - <b>1:52.385</b>	8 - 2:04.207	
4 - 1:52.657	9 - 1:53.682	
5 - 1:52.499	10 - 1:58.140	
<b>80</b>	<b>Roy WALZER</b>	Lotus 27
1 - 2:40.037		
2 - 1:59.815		
3 - 1:53.374		
4 - 1:52.203		
5 - <b>1:50.867</b>		

Car Nos 25, 29,62,78 & 80 need working transponders please.  
Weather / Track : Cloudy / Dry

## Millers Oils/AMOC Historic Formula Junior QUALIFYING - LAP ANALYSIS

(contd.)

<b>81</b>	<b>David STEVENSON</b>	Lotus 22
1 - 2:35.761	6 - 1:50.527	11 - <b>1:49.706</b>
2 - 1:58.736	7 - 1:50.582	
3 - 1:54.632	8 - 1:51.066	
4 - 1:54.129	9 - 1:50.312	
5 - 1:52.355	10 - 1:50.691	
<b>83</b>	<b>Barry WESTMORELAND</b>	Lotus 22
1 - 2:43.404	6 - 1:51.140	11 - 1:50.628
2 - 1:58.870	7 - 1:49.803	
3 - 1:53.408	8 - 1:50.934	
4 - 1:51.713	9 - <b>1:48.875</b>	
5 - 1:54.347	10 - 1:49.692	
<b>84</b>	<b>Mark WOODHOUSE</b>	Lotus 20
1 - 2:44.080	6 - 1:46.639	11 - 1:53.229
2 - 1:58.254	7 - 1:45.973	
3 - 1:51.994	8 - <b>1:44.975</b>	
4 - 1:49.540	9 - 1:45.962	
5 - 1:47.855	10 - 1:45.267	

# Millers Oils/AMOC Historic Formula Junior GRID - RACE 1

ROW 14	65 JOWSEY	
ROW 13	24 ROBINSON	48 BLANSHARD
ROW 12	28 ASHLEY-BROWN	8 PILKINGTON
ROW 11	63 WILLIAMS	25 FEATHERSTONE
ROW 10	14 BESLEY	66 TEMPLE
ROW 9	56 JACKSON	22 LACKFORD
ROW 8	32 GREEN	46 SPENCE
ROW 7	52 CLARIDGE	79 HIBBERD
ROW 6	80 WALZER	29 GRIMSHAW
ROW 5	58 BEALE	76 WALLER
ROW 4	83 WESTMORELAND	81 STEVENSON
ROW 3	67 BINNINGTON	78 SMEETH
ROW 2	84 WOODHOUSE	51 HIBBERD
ROW 1	53 SCHRYVER	62 ARMER
	<b>POLE</b>	

Weather / Track : Cloudy / Dry

These results are provisional until the conclusion of any judicial and technical matters.

Brands Hatch

Circuit Length = 2.6228 miles.

Start: 09:00 End: 09:20

Clerk Of Course:	Stewards:	Timekeeper:
------------------	-----------	-------------



## Millers Oils/AMOC Historic Formula Junior RACE CLASSIFICATION - RACE 1

POS	NO	CL	NAME	NAT	CAR	TIME	LAPS	GAP	MPH	BEST
1	53	C	Michael SCHRYVER		Lotus 22	21:13.515	11		81.60	1:49.939
2	51	C	Michael HIBBERD		Lotus 27	21:53.520	11	40.005	79.12	1:55.323
3	84	C	Mark WOODHOUSE		Lotus 20	21:54.541	11	41.026	79.06	1:53.372
4	65	C	Edwin JOWSEY		Lotus 22	21:54.709	11	41.194	79.05	1:50.688
5	58	C	Rollo BEALE		Lotus 22	22:33.939	11	1:20.424	76.76	1:57.707
6	83	C	Barry WESTMORELAND		Lotus 22	22:44.055	11	1:30.540	76.19	1:59.251
7	80	C	Roy WALZER		Lotus 27	22:46.684	11	1:33.169	76.04	1:57.391
8	81	C	David STEVENSON		Lotus 22	22:48.363	11	1:34.848	75.95	1:57.068
9	78	C	Paul SMEETH		Lotus 22	22:48.489	11	1:34.974	75.94	1:55.780
10	52	C	James CLARIDGE		Lola Mk5A	22:53.471	11	1:39.956	75.67	1:58.602
11	29	A2	William GRIMSHAW		Gemini Mk2	21:17.380	10	1 LAP	73.97	1:59.720
12	32	B	Mark GREEN		Lotus 18	21:21.970	10	1 LAP	73.70	2:02.953
13	14	A2	Crispian BESLEY		Elva 100	21:22.492	10	1 LAP	73.67	2:03.150
14	22	A2	Robin LACKFORD		Elva 100	21:39.452	10	1 LAP	72.71	2:02.522
15	46	B	Andrew SPENCE		Elva 200	21:44.186	10	1 LAP	72.45	2:02.458
16	66	C	Clive TEMPLE		Cooper T56	21:59.122	10	1 LAP	71.63	2:06.076
17	25	A2	Chris FEATHERSTONE		Bond	22:00.027	10	1 LAP	71.58	2:06.128
18	63	C	Geoff WILLIAMS		Lotus 20/22	22:58.620	10	1 LAP	68.53	2:08.313
19	56	C	Peter JACKSON		Cooper T56	23:02.870	10	1 LAP	68.32	2:09.521
20	8	A2	Erica PILKINGTON		Gemini Mk2	23:17.750	10	1 LAP	67.60	2:13.145
21	24	A1	Ian ROBINSON		Autosud FJ	21:30.714	9	1:52.621	65.89	2:17.758
22	28	A1	Michael ASHLEY-BROWN		Volpini FJ	21:32.813	9	1:54.720	65.78	2:16.228
23	48	B	Keith BLANSHARD		Fafnir FJ/1	23:59.347	8	4:21.254	52.52	2:51.469

### NOT CLASSIFIED

79	C	Andrew HIBBERD		Lotus 22	19:37.646	9	D.N.F.	72.21	2:01.313
76	C	Michael WALLER		Lotus 22	19:38.093	9	D.N.F.	72.19	2:00.698
62	C	Simon ARMER		Cooper T59		0	D.N.F.	N/A	
67	C	Anthony BINNINGTON		Cooper T67		0	D.N.F.	N/A	

### FASTEST LAP

53	C	Michael SCHRYVER		Lotus 22	1:49.939	10	85.88mph	138.21kph
29	A2	William GRIMSHAW		Gemini Mk2	1:59.720	10	78.86mph	126.92kph
46	B	Andrew SPENCE		Elva 200	2:02.458	10	77.10mph	124.08kph
28	A1	Michael ASHLEY-BROWN		Volpini FJ	2:16.228	9	69.31mph	111.54kph

Weather / Track : Cloudy / Drying

These results are provisional until the conclusion of any judicial and technical matters.

Brands Hatch

Circuit Length = 2.6228 miles.

Start: 13:33 End: 13:55

Clerk Of Course:	Stewards:	Timekeeper:
------------------	-----------	-------------

**Millers Oils/AMOC Historic Formula Junior  
RACE CLASSIFICATION - RACE 1 - LAP CHART**

Lap 1			Lap 2			Lap 3			Lap 4			Lap 5		
No	Behind	Laptime	No	Behind	Laptime	No	Behind	Laptime	No	Behind	Laptime	No	Behind	Laptime
53		2:04.939	53		1:57.760	53		1:58.363	53		1:56.412	53		1:55.334
51	1.814	2:06.753	51	4.424	2:00.370	51	6.152	2:00.091	51	10.108	2:00.368	24	1 LAP	2:21.414
84	5.662	2:10.601	84	11.365	2:03.463	48	1 LAP	2:55.214	84	18.703	2:00.468	28	1 LAP	2:20.911
78	13.053	2:17.992	78	20.866	2:05.573	84	14.647	2:01.645	65	33.254	2:01.101	51	15.779	2:01.005
81	15.064	2:20.003	83	22.036	2:04.559	65	28.565	2:01.255	83	38.923	2:03.734	84	23.036	1:59.667
83	15.237	2:20.176	81	24.904	2:07.600	83	31.601	2:07.928	78	40.317	2:03.412	65	36.207	1:58.287
80	15.966	2:20.905	65	25.673	2:03.471	78	33.317	2:10.814	58	40.345	2:01.606	83	46.648	2:03.059
58	16.968	2:21.907	80	26.245	2:08.039	81	34.888	2:08.347	80	42.278	2:03.538	58	48.534	2:03.523
32	18.882	2:23.821	58	27.126	2:07.918	80	35.152	2:07.270	81	44.694	2:06.218	78	48.922	2:03.939
14	19.619	2:24.558	32	31.123	2:10.001	58	35.151	2:06.388	52	47.164	2:04.736	80	49.818	2:02.874
29	19.942	2:24.881	29	31.311	2:09.129	52	38.840	2:05.283	32	55.812	2:08.929	81	51.694	2:02.334
65	19.962	2:24.901	52	31.920	2:09.055	32	43.295	2:10.535	29	56.051	2:08.761	52	56.356	2:04.526
52	20.625	2:25.564	14	32.327	2:10.468	29	43.702	2:10.754	14	57.054	2:08.681	32	1:07.690	2:07.212
46	24.613	2:29.552	46	39.969	2:13.116	14	44.785	2:10.821	46	1:08.587	2:10.823	29	1:08.197	2:07.480
66	25.247	2:30.186	66	41.531	2:14.044	46	54.176	2:12.570	66	1:09.664	2:10.332	14	1:09.644	2:07.924
22	27.258	2:32.197	22	43.832	2:14.334	66	55.744	2:12.576	22	1:10.604	2:10.236	46	1:22.261	2:09.008
76	28.468	2:33.407	76	44.943	2:14.235	22	56.780	2:11.311	76	1:13.988	2:11.338	66	1:23.587	2:09.257
79	30.174	2:35.113	79	47.169	2:14.755	76	59.062	2:12.482	79	1:15.052	2:11.120	22	1:24.107	2:08.837
25	30.713	2:35.652	25	47.742	2:14.789	79	1:00.344	2:11.538	25	1:15.796	2:10.457	76	1:28.162	2:09.508
63	37.757	2:42.696	63	1:04.397	2:24.400	25	1:01.751	2:12.372	48	1 LAP	3:00.073	79	1:28.696	2:08.978
8	38.648	2:43.587	8	1:05.488	2:24.600	63	1:27.159	2:21.125	63	1:49.154	2:18.407	25	1:31.292	2:10.830
56	41.058	2:45.997	56	1:08.101	2:24.803	8	1:27.747	2:20.622	56	1:49.788	2:16.846			
28	43.385	2:48.324	24	1:11.033	2:24.628	56	1:29.354	2:19.616	8	1:51.009	2:19.674			
24	44.165	2:49.104	28	1:11.882	2:26.257	24	1:34.483	2:21.813						
48	1:13.276	3:18.215				28	1:35.565	2:22.046						

**Millers Oils/AMOC Historic Formula Junior  
RACE CLASSIFICATION - RACE 1 - LAP CHART**

(contd.)

Lap 6			Lap 7			Lap 8			Lap 9			Lap 10		
No	Behind	Laptime	No	Behind	Laptime	No	Behind	Laptime	No	Behind	Laptime	No	Behind	Laptime
53		1:58.542	53		1:53.977	53		1:53.296	53		1:54.443	53		1:49.939
63	1 LAP	2:16.722	51	22.708	1:59.099	51	26.764	1:57.352	22	1 LAP	2:04.464	22	1 LAP	2:03.628
56	1 LAP	2:16.942	84	27.871	1:58.001	84	31.683	1:57.108	46	1 LAP	2:05.475	79	1 LAP	2:01.313
8	1 LAP	2:16.875	63	1 LAP	2:15.056	65	40.116	1:54.646	79	1 LAP	2:04.142	76	1 LAP	2:00.698
51	17.586	2:00.349	56	1 LAP	2:15.487	63	1 LAP	2:10.676	76	1 LAP	2:05.727	46	1 LAP	2:06.090
48	2 LAPS	2:56.124	8	1 LAP	2:16.346	56	1 LAP	2:10.404	66	1 LAP	2:07.681	66	1 LAP	2:06.076
84	23.847	1:59.353	65	38.766	1:57.719	8	1 LAP	2:13.145	25	1 LAP	2:08.206	25	1 LAP	2:06.128
24	1 LAP	2:19.029	24	1 LAP	2:20.209	58	58.087	1:58.499	48	3 LAPS	2:52.773	51	33.199	1:55.323
28	1 LAP	2:19.974	28	1 LAP	2:20.256	83	1:04.211	2:00.286	51	27.815	1:55.494	84	38.164	1:54.593
65	35.024	1:57.359	58	52.884	1:59.162	80	1:12.932	2:03.401	84	33.510	1:56.270	65	39.635	1:50.688
58	47.699	1:57.707	83	57.221	2:01.892	81	1:15.519	1:59.920	65	38.886	1:53.213	58	1:11.889	1:59.545
83	49.306	2:01.200	80	1:02.827	2:03.895	24	1 LAP	2:18.437	58	1:02.283	1:58.639	83	1:21.799	2:00.758
80	52.909	2:01.633	81	1:08.895	2:08.562	52	1:17.290	2:00.210	63	1 LAP	2:10.223	63	1 LAP	2:08.313
81	54.310	2:01.158	52	1:10.376	2:03.615	28	1 LAP	2:19.404	56	1 LAP	2:10.320	80	1:26.288	1:58.287
52	1:00.738	2:02.924	78	1:14.518	2:00.231	78	1:18.831	1:57.609	83	1:10.980	2:01.212	81	1:27.165	1:57.068
78	1:08.264	2:17.884	48	2 LAPS	2:51.469	32	1:35.835	2:03.352	8	1 LAP	2:13.513	78	1:29.704	1:57.687
32	1:15.326	2:06.178	32	1:25.779	2:04.430	29	1:36.325	2:03.338	80	1:17.940	1:59.451	56	1 LAP	2:12.934
29	1:15.927	2:06.272	29	1:26.283	2:04.333	14	1:37.217	2:03.167	81	1:20.036	1:58.960	52	1:30.641	1:59.131
14	1:17.132	2:06.030	14	1:27.346	2:04.191				52	1:21.449	1:58.602	48	3 LAPS	3:06.437
46	1:31.749	2:08.030	22	1:43.511	2:05.671				78	1:21.956	1:57.568	8	1 LAP	2:14.765
22	1:31.817	2:06.252	46	1:44.836	2:07.064				24	1 LAP	2:18.322			
66	1:35.075	2:10.030	76	1:46.341	2:05.023				28	1 LAP	2:19.413			
76	1:35.295	2:05.675	79	1:46.864	2:04.876				32	1:44.345	2:02.953			
79	1:35.965	2:05.811	66	1:52.153	2:11.055				29	1:44.594	2:02.712			
25	1:40.310	2:07.560	25	1:52.679	2:06.346				14	1:45.924	2:03.150			

**Millers Oils/AMOC Historic Formula Junior  
RACE CLASSIFICATION - RACE 1 - LAP CHART**  
(contd.)

Lap 11			Lap 12			Lap 13			Lap 14			Lap 15		
No	Behind	Laptime	No	Behind	Laptime	No	Behind	Laptime	No	Behind	Laptime	No	Behind	Laptime
53		1:50.510												
29	1 LAP	1:59.720												
32	1 LAP	2:04.559												
14	1 LAP	2:03.502												
24	2 LAPS	2:17.758												
28	2 LAPS	2:16.228												
22	1 LAP	2:02.522												
46	1 LAP	2:02.458												
51	40.005	1:57.316												
84	41.026	1:53.372												
65	41.194	1:52.069												
66	1 LAP	2:07.885												
25	1 LAP	2:07.687												
58	1:20.424	1:59.045												
83	1:30.540	1:59.251												
80	1:33.169	1:57.391												
81	1:34.848	1:58.193												
78	1:34.974	1:55.780												
52	1:39.956	1:59.825												
63	1 LAP	2:11.002												
56	1 LAP	2:09.521												
8	1 LAP	2:14.623												
48	3 LAPS	2:59.042												

## HSCC Historic Roadsports Championship Race QUALIFYING - RACE 2

POS	NO	CL	NAME	NAT	CAR	TIME	LAPS	GAP	MPH
1	4	A	Bruce STAPLETON		Morgan +8	1:47.181	10		88.09
2	18	A	Laurence BAILEY		TVR Griffith	1:47.635	11	0.454	87.72
3	15	B	Mike EAGLES		Milano GT Mk1	1:52.075	11	4.894	84.24
4	27	B	Chris BURBURY		Triumph TR5	1:52.404	11	5.223	84.00
5	10	D	Robert BARRIE		Porsche 911S	1:52.593	10	5.412	83.86
6	33	Inv	Nigel WEBB		Jaguar XK120	1:52.650	11	5.469	83.81
7	45	C	Barry ASHDOWN		Lotus Elan	1:53.029	10	5.848	83.53
8	6	Inv	Peter SUGDEN		Jaguar XK120	1:54.017	10	6.836	82.81
9	22	C	John FITZGERALD		Lotus Elan S4	1:54.119	10	6.938	82.73
10	82	Inv	John CHISHOLM		Jaguar XK120	1:54.192	10	7.011	82.68
11	55	A	Hugo DIXON		Chevrolet Camero	1:55.435	7	8.254	81.79
12	32	E	Patrick WARD-BOOTH		Ginetta G4	1:55.493	7	8.312	81.75
13	5	Inv	Richard HACKETT		Jaguar XK120	1:55.541	10	8.360	81.72
14	64	E	James BILDERBECK		Turner Climax MkII	1:55.576	10	8.395	81.69
15	63	B	Colin SHARP		Triumph TR4a	1:55.925	10	8.744	81.45
16	20	B	Rory BELL		Triumph TR5	1:56.344	10	9.163	81.15
17	44	E	Richard LLOYD		Triumph Spitfire	1:57.446	7	10.265	80.39
18	72	E	Jim GATHERCOLE		MG Midget	1:57.963	4	10.782	80.04
19	96	Inv	Nigel BARNETT		Ford Capri	1:59.132	10	11.951	79.25
20	28	D	Nobu ASAI		Porsche 911T	1:59.632	10	12.451	78.92
21	24	F	Trevor GROOM		Jaguar XK140	1:59.915	10	12.734	78.74
22	61	Inv	Joey BEALE		MGB	2:00.170	10	12.989	78.57
23	29	Inv	Mark GIBBON		Jaguar XK120	2:01.780	10	14.599	77.53
24	39	D	Rollo BEALE		Alfa Romeo Giulia Spider	2:02.119	10	14.938	77.31
25	14	D	Ian CONWAY		Lancia Fulvia	2:02.960	6	15.779	76.79
26	98	Inv	Bob TROTTER		Ford Escort RS	2:03.728	10	16.547	76.31
27	19	A	Adam SIMMONDS		Ford Mustang	2:04.550	9	17.369	75.81
28	78	B	Jonathon RUSHTON		Morgan +4	2:05.357	9	18.176	75.32
29	66	D	Mark HOBLE		Lancia Flavia Zagato	2:06.880	9	19.699	74.41
30	31	B	James OWEN		Triumph TR5	2:07.157	2	19.976	74.25
31	87	Inv	David KREMER		Jaguar XK150	2:07.646	8	20.465	73.97
32	75	F	Nick SAVAGE		Alfa Romeo SZ	2:09.363	9	22.182	72.98
33	84	Inv	Roger WOODBRIDGE		Jaguar XK120	2:09.575	9	22.394	72.87
34	21	D	Rebecca RUFF		Porsche 911	2:10.280	9	23.099	72.47
35	30	F	Tim BURRETT		Lancia Aurelia B20	2:12.246	9	25.065	71.39
36	37	D	Mervyn SELWYN		Porsche 911	2:12.375	9	25.194	71.32
37	17	F	Chris GAWNE		Lancia Aurelia B20 GT	2:28.593	8	41.412	63.54

Car Nos 4, 14, 24, 82 & 84 need working transponders please.

Weather / Track : Bright / Dry

These results are provisional until the conclusion of any judicial and technical matters.

Brands Hatch

Circuit Length = 2.6228 miles.

Start: 09:27 End: 09:47

Clerk Of Course:	Stewards:	Timekeeper:

## HSCC Historic Roadsports Championship Race QUALIFYING - LAP ANALYSIS

<b>4</b>	<b>Bruce STAPLETON</b>	Morgan +8	
1 -	2:51.115	6 - 1:49.395	
2 -	1:53.508	7 - 1:47.226	
3 -	1:50.599	8 - 1:52.349	
4 -	1:50.225	9 - 2:04.043	
5 -	1:48.906	10 - <b>1:47.181</b>	
<b>5</b>	<b>Richard HACKETT</b>	Jaguar XK120	
1 -	2:59.470	6 - 1:58.858	
2 -	2:02.427	7 - 1:57.208	
3 -	2:00.552	8 - <b>1:55.541</b>	
4 -	2:00.698	9 - 1:56.357	
5 -	1:57.850	10 - 1:57.881	
<b>6</b>	<b>Peter SUGDEN</b>	Jaguar XK120	
1 -	2:57.464	6 - 1:58.272	
2 -	2:01.110	7 - 1:54.144	
3 -	1:57.797	8 - 1:54.140	
4 -	1:55.982	9 - <b>1:54.017</b>	
5 -	1:54.829	10 - 1:54.376	
<b>10</b>	<b>Robert BARRIE</b>	Porsche 911S	
1 -	3:05.692	6 - 1:54.145	
2 -	2:00.544	7 - 1:53.699	
3 -	1:55.185	8 - 1:55.066	
4 -	1:56.239	9 - <b>1:52.593</b>	
5 -	1:55.231	10 - 1:53.613	
<b>14</b>	<b>Ian CONWAY</b>	Lancia Fulvia	
1 -	2:35.707	6 - 3:12.248P	
2 -	2:08.266		
3 -	2:05.213		
4 -	<b>2:02.960</b>		
5 -	2:04.221		
<b>15</b>	<b>Mike EAGLES</b>	Milano GT Mk1	
1 -	2:27.569	6 - 1:55.621	11 - 1:56.116
2 -	1:56.633	7 - 1:53.842	
3 -	1:53.249	8 - 1:55.785	
4 -	1:53.128	9 - 1:55.105	
5 -	<b>1:52.075</b>	10 - 1:53.844	

## HSCC Historic Roadsports Championship Race QUALIFYING - LAP ANALYSIS

(contd.)

<b>17</b>	<b>Chris GAWNE</b>	Lancia Aurelia B20 GT
1 - 3:07.919	6 - 2:31.732	
2 - 2:29.417	7 - 2:29.802	
3 - <b>2:28.593</b>	8 - 2:29.816	
4 - 2:33.489		
5 - 2:31.732		
<b>18</b>	<b>Laurence BAILEY</b>	TVR Griffith
1 - 2:32.223	6 - 1:49.775	11 - 1:54.140
2 - 1:57.849	7 - 1:50.055	
3 - 1:52.806	8 - 1:47.797	
4 - 1:52.670	9 - <b>1:47.635</b>	
5 - 1:48.333	10 - 1:50.746	
<b>19</b>	<b>Adam SIMMONDS</b>	Ford Mustang
1 - 3:13.305	6 - 2:05.508	
2 - 2:11.125	7 - 2:06.259	
3 - 2:06.735	8 - 2:04.903	
4 - 2:07.299	9 - <b>2:04.550</b>	
5 - 2:07.401		
<b>20</b>	<b>Rory BELL</b>	Triumph TR5
1 - 3:14.308	6 - <b>1:56.344</b>	
2 - 2:08.322	7 - 1:59.357	
3 - 2:01.277	8 - 1:58.231	
4 - 2:02.626	9 - 1:56.876	
5 - 1:56.663	10 - 1:56.782	
<b>21</b>	<b>Rebecca RUFF</b>	Porsche 911
1 - 3:40.473	6 - 2:13.334	
2 - 2:21.692	7 - 2:15.384	
3 - 2:19.643	8 - 2:13.225	
4 - 2:17.534	9 - <b>2:10.280</b>	
5 - 2:14.052		
<b>22</b>	<b>John FITZGERALD</b>	Lotus Elan S4
1 - 3:03.301	6 - 1:56.897	
2 - 2:03.264	7 - 1:57.147	
3 - 1:58.441	8 - <b>1:54.119</b>	
4 - 1:56.366	9 - 1:55.378	
5 - 1:55.426	10 - 1:58.492	

## HSCC Historic Roadsports Championship Race QUALIFYING - LAP ANALYSIS

(contd.)

<b>24</b>	<b>Trevor GROOM</b>	Jaguar XK140
1 - 2:53.901	6 - 2:00.764	
2 - 2:01.835	7 - 2:00.632	
3 - 2:03.162	8 - 2:00.298	
4 - 2:04.189	9 - <b>1:59.915</b>	
5 - 2:02.325	10 - 2:00.991	
<b>27</b>	<b>Chris BURBURY</b>	Triumph TR5
1 - 2:52.781	6 - <b>1:52.404</b>	11 - 1:54.952
2 - 1:56.546	7 - 1:53.253	
3 - 1:54.213	8 - 1:55.034	
4 - 1:54.325	9 - 1:54.820	
5 - 1:54.633	10 - 1:53.799	
<b>28</b>	<b>Nobu ASAI</b>	Porsche 911T
1 - 3:14.879	6 - 2:01.649	
2 - 2:05.738	7 - 2:03.069	
3 - 2:02.238	8 - 2:01.069	
4 - 2:02.924	9 - <b>1:59.632</b>	
5 - 2:01.754	10 - 1:59.870	
<b>29</b>	<b>Mark GIBBON</b>	Jaguar XK120
1 - 2:57.186	6 - 2:01.838	
2 - 2:08.425	7 - 2:02.115	
3 - 2:03.468	8 - 2:05.464	
4 - 2:02.242	9 - 2:02.432	
5 - <b>2:01.780</b>	10 - 2:02.510	
<b>30</b>	<b>Tim BURRETT</b>	Lancia Aurelia B20
1 - 2:52.884	6 - 2:12.941	
2 - 2:14.361	7 - 2:14.814	
3 - <b>2:12.246</b>	8 - 2:13.994	
4 - 2:13.847	9 - 2:13.924	
5 - 2:12.714		
<b>31</b>	<b>James OWEN</b>	Triumph TR5
1 - 2:30.243		
2 - <b>2:07.157</b>		



## HSCC Historic Roadsports Championship Race QUALIFYING - LAP ANALYSIS

(contd.)

<b>32</b>	<b>Patrick WARD-BOOTH</b>	Ginetta G4
1 - 2:55.517	6 - 1:56.851	
2 - 2:04.047	7 - 5:10.420	
3 - 2:01.405		
4 - 1:59.328		
5 - <b>1:55.493</b>		
<b>33</b>	<b>Nigel WEBB</b>	Jaguar XK120
1 - 2:24.448	6 - 1:53.079	11 - 1:54.703
2 - 1:56.003	7 - 1:54.893	
3 - <b>1:52.650</b>	8 - 1:52.712	
4 - 1:52.817	9 - 1:52.876	
5 - 1:53.745	10 - 1:53.265	
<b>37</b>	<b>Mervyn SELWYN</b>	Porsche 911
1 - 3:26.206	6 - 2:15.745	
2 - 2:17.311	7 - 2:15.557	
3 - 2:20.660	8 - 2:14.267	
4 - 2:17.779	9 - <b>2:12.375</b>	
5 - 2:19.522		
<b>39</b>	<b>Rollo BEALE</b>	Alfa Romeo Giulia Spider
1 - 2:18.212	6 - <b>2:02.119</b>	
2 - 2:08.247	7 - 2:02.250	
3 - 2:03.169	8 - 2:02.156	
4 - 2:03.855	9 - 2:05.676	
5 - 2:04.395	10 - 2:04.601	
<b>44</b>	<b>Richard LLOYD</b>	Triumph Spitfire
1 - 3:26.603	6 - 2:18.076	
2 - 2:01.485	7 - <b>1:57.446</b>	
3 - 1:58.693		
4 - 1:58.138		
5 - 6:27.866P		
<b>45</b>	<b>Barry ASHDOWN</b>	Lotus Elan
1 - 2:40.769	6 - 1:57.122	
2 - 1:57.351	7 - 1:57.203	
3 - <b>1:53.029</b>	8 - 1:57.444	
4 - 1:55.258	9 - 1:58.234	
5 - 1:54.038	10 - 1:58.884	

## HSCC Historic Roadsports Championship Race QUALIFYING - LAP ANALYSIS

(contd.)

<b>55</b>	<b>Hugo DIXON</b>	Chevrolet Camero
1 - 2:25.556	6 - 1:56.592	
2 - 1:57.640	7 - <b>1:55.435</b>	
3 - 1:55.929		
4 - 1:55.908		
5 - 1:56.882		
<b>61</b>	<b>Joey BEALE</b>	MGB
1 - 2:23.592	6 - 2:02.842	
2 - 2:08.835	7 - 2:00.562	
3 - 2:06.767	8 - <b>2:00.170</b>	
4 - 2:03.092	9 - 2:00.625	
5 - 2:02.212	10 - 2:01.119	
<b>63</b>	<b>Colin SHARP</b>	Triumph TR4a
1 - 2:33.693	6 - 1:56.528	
2 - 1:59.923	7 - 1:57.317	
3 - 1:58.718	8 - <b>1:55.925</b>	
4 - 1:58.739	9 - 1:56.637	
5 - 1:57.220	10 - 1:57.053	
<b>64</b>	<b>James BILDERBECK</b>	Turner Climax MkII
1 - 2:23.736	6 - 1:57.059	
2 - 2:03.118	7 - <b>1:55.576</b>	
3 - 1:58.932	8 - 1:55.764	
4 - 1:56.738	9 - 2:00.885	
5 - 2:02.336	10 - 2:05.031	
<b>66</b>	<b>Mark HOBLE</b>	Lancia Flavia Zagato
1 - 2:53.841	6 - 2:07.605	
2 - 2:15.473	7 - <b>2:06.880</b>	
3 - 2:11.134	8 - 2:08.303	
4 - 2:10.418	9 - 4:00.842	
5 - 2:09.067		
<b>72</b>	<b>Jim GATHERCOLE</b>	MG Midget
1 - 3:11.543		
2 - <b>1:57.963</b>		
3 - 1:59.890		
4 - 5:59.681P		

## HSCC Historic Roadsports Championship Race QUALIFYING - LAP ANALYSIS

(contd.)

<b>75</b>	<b>Nick SAVAGE</b>	Alfa Romeo SZ
1 - 2:47.623	6 - 2:09.647	
2 - 2:14.487	7 - <b>2:09.363</b>	
3 - 2:13.758	8 - 2:13.461	
4 - 2:12.123	9 - 2:10.900	
5 - 2:09.998		
<b>78</b>	<b>Jonathon RUSHTON</b>	Morgan +4
1 - 3:08.538	6 - <b>2:05.357</b>	
2 - 2:12.460	7 - 2:06.523	
3 - 2:09.318	8 - 2:09.648	
4 - 2:09.247	9 - 2:07.938	
5 - 2:07.294		
<b>82</b>	<b>John CHISHOLM</b>	Jaguar XK120
1 - 2:37.556	6 - 1:55.781	
2 - 1:58.301	7 - <b>1:54.192</b>	
3 - 1:54.359	8 - 1:55.895	
4 - 1:54.946	9 - 3:51.354	
5 - 1:55.022	10 - 1:55.651	
<b>84</b>	<b>Roger WOODBRIDGE</b>	Jaguar XK120
1 - 3:12.522	6 - 2:15.934	
2 - 2:22.144	7 - 2:11.667	
3 - 2:10.620	8 - 2:12.818	
4 - <b>2:09.575</b>	9 - 2:12.739	
5 - 2:16.209		
<b>87</b>	<b>David KREMER</b>	Jaguar XK150
1 - 2:34.721	6 - 2:08.821	
2 - 2:21.139	7 - 2:10.193	
3 - 4:27.377P	8 - 2:08.219	
4 - 2:17.590		
5 - <b>2:07.646</b>		
<b>96</b>	<b>Nigel BARNETT</b>	Ford Capri
1 - 2:39.205	6 - 2:03.648	
2 - 2:11.313	7 - 2:01.386	
3 - 2:01.234	8 - 2:00.756	
4 - 2:01.503	9 - <b>1:59.132</b>	
5 - 2:01.393	10 - 1:59.898	

Car Nos 4, 14, 24, 82 & 84 need working transponders please.  
Weather / Track : Bright / Dry

# HSCC Historic Roadsports Championship Race QUALIFYING - LAP ANALYSIS

(contd.)

<b>98</b>	<b>Bob TROTTER</b>	Ford Escort RS
1 - 2:31.126	6 - 2:05.363	
2 - 2:10.668	7 - <b>2:03.728</b>	
3 - 2:10.201	8 - 2:05.955	
4 - 2:07.582	9 - 2:05.636	
5 - 2:07.588	10 - 2:10.215	

Car Nos 4, 14, 24, 82 & 84 need working transponders please.  
Weather / Track : Bright / Dry

# HSCC Historic Roadsports Championship Race

## GRID - RACE 2 - AMENDED

ROW 19	31	OWEN	40	O'SHEA	
ROW 18		37	SELWYN	17	GAWNE
ROW 17	21	RUFF	30	BURRETT	
ROW 16		75	SAVAGE	84	WOODBIDGE
ROW 15	66	HOBLE	87	KREMER	
ROW 14		19	SIMMONDS	78	RUSHTON
ROW 13	14	CONWAY	98	TROTTER	
ROW 12		29	GIBBON	39	BEALE
ROW 11	24	GROOM	61	BEALE	
ROW 10		96	BARNETT	28	ASAI
ROW 9	44	LLOYD	72	GATHERCOLE	
ROW 8		63	SHARP	20	BELL
ROW 7	5	HACKETT	64	BILDERBECK	
ROW 6		55	DIXON	32	WARD-BOOTH
ROW 5	22	FITZGERALD	82	CHISHOLM	
ROW 4		45	ASHDOWN	6	SUGDEN
ROW 3	10	BARRIE	33	WEBB	
ROW 2		15	EAGLES	27	BURBURY
ROW 1	4	STAPLETON	18	BAILEY	
		POLE			

Car No 31 - Elected to start from rear of grid.

Weather / Track : Bright / Dry

These times are provisional until the conclusion of any judicial and technical matters.

Brands Hatch

Circuit Length = 2.6228 miles.

Start: 09:27 End: 09:47

Clerk Of Course:	Stewards:	Timekeeper:
------------------	-----------	-------------

## HSCC Historic Roadsports Championship Race

### RACE CLASSIFICATION - RACE 2

POS	NO	CL	NAME	NAT	CAR	TIME	LAPS	GAP	MPH	BEST
1	4	A	Bruce STAPLETON		Morgan +8	20:01.082	11		86.53	1:47.144
2	27	B	Chris BURBURY		Triumph TR5	21:01.209	11	1:00.127	82.40	1:52.549
3	10	D	Robert BARRIE		Porsche 911S	21:03.750	11	1:02.668	82.24	1:52.798
4	33	Inv	Nigel WEBB		Jaguar XK120	21:06.714	11	1:05.632	82.04	1:53.258
5	45	C	Barry ASHDOWN		Lotus Elan	21:12.950	11	1:11.868	81.64	1:53.414
6	82	Inv	John CHISHOLM		Jaguar XK120	21:17.978	11	1:16.896	81.32	1:54.115
7	6	Inv	Peter SUGDEN		Jaguar XK120	21:18.168	11	1:17.086	81.31	1:54.504
8	15	B	Mike EAGLES		Milano GT Mk1	21:21.924	11	1:20.842	81.07	1:53.380
9	5	Inv	Richard HACKETT		Jaguar XK120	21:32.662	11	1:31.580	80.40	1:55.566
10	22	C	John FITZGERALD		Lotus Elan S4	21:33.640	11	1:32.558	80.34	1:55.430
11	44	E	Richard LLOYD		Triumph Spitfire	21:36.620	11	1:35.538	80.15	1:54.667
12	20	B	Rory BELL		Triumph TR5	21:40.473	11	1:39.391	79.91	1:55.727
13	63	B	Colin SHARP		Triumph TR4a	21:40.771	11	1:39.689	79.89	1:55.371
14	96	Inv	Nigel BARNETT		Ford Capri	21:58.937	11	1:57.855	78.79	1:57.070
15	28	D	Nobu ASAI		Porsche 911T	21:59.727	11	1:58.645	78.75	1:57.834
16	32	E	Patrick WARD-BOOTH		Ginetta G4	22:30.629	11	2:29.547	76.95	1:53.854
17	29	Inv	Mark GIBBON		Jaguar XK120	20:20.801	10	19.719	77.39	1:59.326
18	24	F	Trevor GROOM		Jaguar XK140	20:21.575	10	20.493	77.35	1:58.777
19	61	Inv	Joey BEALE		MGB	20:22.292	10	21.210	77.30	1:59.260
20	39	D	Rollo BEALE		Alfa Romeo Giulia Spider	20:24.766	10	23.684	77.14	1:58.523
21	98	Inv	Bob TROTTER		Ford Escort RS	20:34.440	10	33.358	76.54	2:00.724
22	31	B	James OWEN		Triumph TR5	20:37.435	10	36.353	76.35	1:58.792
23	14	D	Ian CONWAY		Lancia Fulvia	20:42.397	10	41.315	76.05	2:00.267
24	19	A	Adam SIMMONDS		Ford Mustang	20:51.976	10		75.47	2:01.476
25	78	B	Jonathon RUSHTON		Morgan +4	20:53.945	10	1.969	75.35	2:02.385
26	87	Inv	David KREMER		Jaguar XK150	21:00.665	10	8.689	74.95	2:02.727
27	66	D	Mark HOBLE		Lancia Flavia Zagato	21:58.272	10	1:06.296	71.67	2:08.602
28	30	F	Tim BURRETT		Lancia Aurelia B20	22:00.995	10	1:09.019	71.52	2:09.497
29	75	F	Nick SAVAGE		Alfa Romeo SZ	22:02.510	10	1:10.534	71.44	2:09.268
30	21	D	Rebecca RUFF		Porsche 911	22:03.809	10	1:11.833	71.37	2:09.434
31	37	D	Mervyn SELWYN		Porsche 911	20:49.391	9	1 LAP	68.07	2:12.482
32	17	F	Chris GAWNE		Lancia Aurelia B20 GT	21:40.411	9	1 LAP	65.40	2:21.217

#### NOT CLASSIFIED

55	A	Hugo DIXON		Chevrolet Camero	19:19.966	10	D.N.F.	81.45	1:54.335
40	Inv	Michael O'SHEA		Jaguar XK150	17:31.222	8	D.N.F.	71.92	2:04.223
18	A	Laurence BAILEY		TVR Griffith	12:39.263	7	D.N.F.	87.14	1:46.398
64	E	James BILDERBECK		Turner Climax MkII	3:47.800	1	D.N.F.	41.74	
84	Inv	Roger WOODBRIDGE		Jaguar XK120		0	D.N.F.	N/A	

#### FASTEST LAP

18	A	Laurence BAILEY		TVR Griffith	1:46.398	6	88.74mph	142.81kph
27	B	Chris BURBURY		Triumph TR5	1:52.549	9	83.89mph	135.01kph
10	D	Robert BARRIE		Porsche 911S	1:52.798	9	83.70mph	134.71kph
33	Inv	Nigel WEBB		Jaguar XK120	1:53.258	2	83.36mph	134.16kph
45	C	Barry ASHDOWN		Lotus Elan	1:53.414	2	83.25mph	133.98kph
32	E	Patrick WARD-BOOTH		Ginetta G4	1:53.854	6	82.93mph	133.46kph
24	F	Trevor GROOM		Jaguar XK140	1:58.777	5	79.49mph	127.93kph

Brands Hatch

Circuit Length = 2.6228 miles.

Start: 14:13 End: 14:33

Weather / Track : Cloudy / Drying

These results are provisional until the conclusion of any judicial and technical matters.

Clerk Of Course:	Stewards:	Timekeeper:
------------------	-----------	-------------

## HSCC Historic Roadsports Championship Race

### RACE CLASSIFICATION - RACE 2 - LAP CHART

Lap 1			Lap 2			Lap 3			Lap 4			Lap 5		
No	Behind	Laptime	No	Behind	Laptime	No	Behind	Laptime	No	Behind	Laptime	No	Behind	Laptime
18		1:54.520	18		1:48.452	18		1:47.636	18		1:47.440	18		1:47.278
4	0.969	1:55.489	4	1.017	1:48.500	4	1.026	1:47.645	4	0.857	1:47.271	4	0.723	1:47.144
33	6.141	2:00.661	64	1 LAP	3:47.800P	33	17.437	1:54.126	17	1 LAP	2:21.217	37	1 LAP	2:16.094
15	7.136	2:01.656	33	10.947	1:53.258	15	20.684	1:55.076	33	24.588	1:54.591	33	32.165	1:54.855
10	7.786	2:02.306	15	13.244	1:54.560	45	20.847	1:54.819	15	27.179	1:53.935	15	34.439	1:54.538
45	8.702	2:03.222	45	13.664	1:53.414	27	21.367	1:53.211	45	27.477	1:54.070	45	35.423	1:55.224
27	9.817	2:04.337	10	15.464	1:56.130	10	22.307	1:54.479	27	27.609	1:53.682	27	35.551	1:55.220
55	10.369	2:04.889	27	15.792	1:54.427	55	23.898	1:54.642	10	28.516	1:53.649	10	35.847	1:54.609
6	11.381	2:05.901	55	16.892	1:54.975	6	24.334	1:54.504	55	31.456	1:54.998	55	39.384	1:55.206
82	12.300	2:06.820	6	17.466	1:54.537	82	25.605	1:54.679	6	32.092	1:55.198	6	39.992	1:55.178
5	13.570	2:08.090	82	18.562	1:54.714	5	31.104	1:57.337	82	33.536	1:55.371	82	40.373	1:54.115
22	15.288	2:09.808	5	21.403	1:56.285	22	32.208	1:56.210	5	39.398	1:55.734	17	1 LAP	2:22.703
20	16.983	2:11.503	22	23.634	1:56.798	44	35.839	1:56.349	22	40.558	1:55.790	5	47.686	1:55.566
28	17.817	2:12.337	20	26.820	1:58.289	20	36.908	1:57.724	44	43.962	1:55.563	22	48.918	1:55.638
44	17.977	2:12.497	44	27.126	1:57.601	28	38.607	1:58.705	20	46.009	1:56.541	44	51.733	1:55.049
32	18.017	2:12.537	28	27.538	1:58.173	32	38.772	1:58.799	32	46.183	1:54.851	32	52.843	1:53.938
96	18.392	2:12.912	32	27.609	1:58.044	63	39.149	1:57.434	28	49.009	1:57.842	20	55.977	1:57.246
63	20.406	2:14.926	63	29.351	1:57.397	96	40.332	1:58.065	63	49.023	1:57.314	63	58.090	1:56.345
24	20.757	2:15.277	96	29.903	1:59.963	29	47.402	2:00.456	96	51.308	1:58.416	28	1:00.165	1:58.434
29	21.340	2:15.860	24	34.136	2:01.831	61	49.447	2:00.653	29	1:00.224	2:00.262	96	1:02.276	1:58.246
61	22.932	2:17.452	29	34.582	2:01.694	24	50.018	2:03.518	61	1:02.423	2:00.416	29	1:12.888	1:59.942
98	23.842	2:18.362	61	36.430	2:01.950	98	51.692	2:01.342	24	1:03.112	2:00.534	61	1:14.405	1:59.260
87	24.782	2:19.302	98	37.986	2:02.596	39	53.631	2:00.765	98	1:06.469	2:02.217	24	1:14.611	1:58.777
39	25.363	2:19.883	87	39.455	2:03.125	87	54.546	2:02.727	39	1:06.895	2:00.704	98	1:20.187	2:00.996
14	25.874	2:20.394	14	40.193	2:02.771	14	55.310	2:02.753	87	1:11.298	2:04.192	39	1:20.521	2:00.904
78	26.933	2:21.453	39	40.502	2:03.591	78	56.695	2:02.385	14	1:11.525	2:03.655	14	1:26.148	2:01.901
19	28.214	2:22.734	78	41.946	2:03.465	19	1:00.275	2:03.777	78	1:12.141	2:02.886	87	1:29.431	2:05.411
40	30.147	2:24.667	19	44.134	2:04.372	40	1:05.247	2:05.341	19	1:16.590	2:03.755	78	1:30.307	2:05.444
66	32.875	2:27.395	40	47.542	2:05.847	31	1:05.840	2:04.237	31	1:19.024	2:00.624	19	1:33.672	2:04.360
75	33.847	2:28.367	31	49.239	2:03.639	66	1:14.481	2:08.602	40	1:23.228	2:05.421	31	1:34.282	2:02.536
31	34.052	2:28.572	66	53.515	2:09.092	30	1:18.859	2:10.077	66	1:37.435	2:10.394	40	1:40.173	2:04.223
30	34.598	2:29.118	30	56.418	2:10.272	75	1:19.690	2:10.339	30	1:41.884	2:10.465			
21	36.235	2:30.755	75	56.987	2:11.592	21	1:20.072	2:10.341	75	1:42.632	2:10.382			
37	38.792	2:33.312	21	57.367	2:09.584	37	1:28.389	2:13.203	21	1:43.003	2:10.371			
17	45.297	2:39.817	37	1:02.822	2:12.482									
			17	1:18.852	2:22.007									

# HSCC Historic Roadsports Championship Race

## RACE CLASSIFICATION - RACE 2 - LAP CHART

(contd.)

Lap 6			Lap 7			Lap 8			Lap 9			Lap 10		
No	Behind	Laptime	No	Behind	Laptime	No	Behind	Laptime	No	Behind	Laptime	No	Behind	Laptime
18		1:46.398	18		1:47.539	4		1:49.217	4		1:50.508	4		1:50.603
4	2.019	1:47.694	78	1 LAP	2:03.957	17	2 LAPS	2:21.285	39	1 LAP	1:59.914	29	1 LAP	2:02.713
66	1 LAP	2:10.380	31	1 LAP	2:00.011	14	1 LAP	2:02.668	98	1 LAP	2:01.802	24	1 LAP	2:01.976
30	1 LAP	2:11.030	4	2.166	1:47.686	31	1 LAP	2:00.473	14	1 LAP	2:04.290	61	1 LAP	2:02.077
75	1 LAP	2:11.036	19	1 LAP	2:05.251	78	1 LAP	2:04.387	31	1 LAP	1:58.851	37	2 LAPS	2:13.207
21	1 LAP	2:11.027	40	1 LAP	2:04.818	87	1 LAP	2:06.946	19	1 LAP	2:01.998	39	1 LAP	1:58.523
37	1 LAP	2:15.411	66	1 LAP	2:10.462	19	1 LAP	2:01.476	78	1 LAP	2:04.833	98	1 LAP	2:02.184
33	40.325	1:54.558	30	1 LAP	2:09.976	40	1 LAP	2:05.921	87	1 LAP	2:05.208	31	1 LAP	1:58.792
15	41.421	1:53.380	21	1 LAP	2:09.434	27	52.123	1:55.336	17	2 LAPS	2:23.471	14	1 LAP	2:00.925
27	42.136	1:52.983	75	1 LAP	2:10.158	33	52.481	1:57.097	27	54.164	1:52.549	19	1 LAP	2:02.591
10	44.074	1:54.625	33	46.767	1:53.981	15	53.317	1:56.710	10	56.573	1:52.798	78	1 LAP	2:02.589
45	44.076	1:55.051	15	47.990	1:54.108	10	54.283	1:55.902	33	58.525	1:56.552	87	1 LAP	2:05.471
55	49.027	1:56.041	27	48.170	1:53.573	66	1 LAP	2:10.087	45	1:03.208	1:53.754	27	56.417	1:52.856
82	49.876	1:55.901	10	49.764	1:53.229	45	59.962	1:58.451	55	1:04.477	1:54.625	10	59.105	1:53.135
6	50.356	1:56.762	45	52.894	1:56.357	55	1:00.360	1:55.827	82	1:06.532	1:55.225	33	1:01.581	1:53.659
5	57.118	1:55.830	55	55.916	1:54.428	30	1 LAP	2:10.176	6	1:06.834	1:55.003	17	2 LAPS	2:21.300
22	57.950	1:55.430	82	57.498	1:55.161	75	1 LAP	2:10.488	40	1 LAP	2:34.984P	45	1:07.010	1:54.405
44	1:00.002	1:54.667	6	57.990	1:55.173	82	1:01.815	1:55.700	15	1:11.463	2:08.654	55	1:08.209	1:54.335
32	1:00.299	1:53.854	5	1:06.018	1:56.439	21	1 LAP	2:11.471	66	1 LAP	2:11.280	82	1:11.053	1:55.124
20	1:05.720	1:56.141	22	1:07.460	1:57.049	6	1:02.339	1:55.732	5	1:18.860	1:58.883	6	1:11.522	1:55.291
63	1:08.012	1:56.320	32	1:08.365	1:55.605	5	1:10.485	1:55.850	22	1:19.684	1:58.669	15	1:15.009	1:54.149
28	1:12.602	1:58.835	44	1:08.395	1:55.932	22	1:11.523	1:55.446	44	1:20.233	1:57.971	5	1:24.543	1:56.286
96	1:14.225	1:58.347	37	1 LAP	2:21.809	32	1:11.694	1:54.712	32	1:20.709	1:59.523	22	1:25.286	1:56.205
17	1 LAP	2:24.184	20	1:13.952	1:55.771	44	1:12.770	1:55.758	30	1 LAP	2:10.789	44	1:26.979	1:57.349
29	1:26.107	1:59.617	63	1:16.001	1:55.528	20	1:19.154	1:56.585	75	1 LAP	2:10.740	20	1:32.438	1:58.668
61	1:28.068	2:00.061	28	1:23.189	1:58.126	63	1:20.208	1:55.590	21	1 LAP	2:10.900	63	1:32.737	1:58.269
24	1:28.437	2:00.224	96	1:23.756	1:57.070	28	1:29.969	1:58.163	20	1:24.373	1:55.727	66	1 LAP	2:10.791
39	1:34.642	2:00.519	29	1:38.739	2:00.171	96	1:30.828	1:58.455	63	1:25.071	1:55.371	30	1 LAP	2:09.497
98	1:36.045	2:02.256	61	1:39.973	1:59.444	37	1 LAP	2:18.389	28	1:37.295	1:57.834	75	1 LAP	2:09.268
14	1:40.017	2:00.267	24	1:41.960	2:01.062	29	1:48.116	2:00.760	96	1:37.874	1:57.554	21	1 LAP	2:10.183
87	1:47.036	2:04.003	39	1:47.031	1:59.928	24	1:49.451	1:58.874				28	1:45.045	1:58.353
			98	1:49.230	2:00.724	61	1:49.968	2:01.378				96	1:45.243	1:57.972
												32	1:46.068	2:15.962

Weather / Track : Cloudy / Drying

www.mstworld.com

Page 2 of 3

Brands Hatch  
Circuit Length = 2.6228 miles.  
Start: 14:13 End: 14:33

Printed - 14:37 Saturday, 17 July 2004



# HSCC Historic Roadsports Championship Race

## RACE CLASSIFICATION - RACE 2 - LAP CHART

(contd.)

Lap 11			Lap 12			Lap 13			Lap 14			Lap 15		
No	Behind	Laptime	No	Behind	Laptime	No	Behind	Laptime	No	Behind	Laptime	No	Behind	Laptime
4		1:49.325												
29	1 LAP	1:59.326												
24	1 LAP	1:59.502												
61	1 LAP	1:59.601												
39	1 LAP	2:00.035												
98	1 LAP	2:01.961												
31	1 LAP	1:59.700												
14	1 LAP	2:02.773												
37	2 LAPS	2:25.484												
19	1 LAP	2:01.662												
78	1 LAP	2:02.546												
87	1 LAP	2:04.280												
27	1:00.127	1:53.035												
10	1:02.668	1:52.888												
33	1:05.632	1:53.376												
45	1:11.868	1:54.183												
82	1:16.896	1:55.168												
6	1:17.086	1:54.889												
15	1:20.842	1:55.158												
5	1:31.580	1:56.362												
22	1:32.558	1:56.597												
44	1:35.538	1:57.884												
17	2 LAPS	2:24.427												
20	1:39.391	1:56.278												
63	1:39.689	1:56.277												
66	1 LAP	2:09.789												
96	1:57.855	2:01.937												
28	1:58.645	2:02.925												
30	1 LAP	2:09.595												
75	1 LAP	2:10.140												
21	1 LAP	2:09.743												
32	2:29.547	2:32.804												

## Group C/GTP QUALIFYING - RACE 3

POS	NO	CL	NAME	NAT	CAR	TIME	LAPS	GAP	MPH
1	4	GT1	Gary PEARSON	GBR	Jaguar XJR11	1:19.888	13		118.19
2	27	GT1	Charlie AGG	GBR	Nissan R90CK	1:20.356	16	0.468	117.50
3	21	GT1	David MERCER	GBR	Spice SE90C	1:20.802	7	0.914	116.85
4	8	GT1	Brian De VRIES	USA	Intrepid Chevrolet GTP	1:23.263	20	3.375	113.40
5	30	GT1	Graham HATHAWAY	GBR	Jaguar XJ12LM	1:23.418	13	3.530	113.19
6	32	GT1	Justin LAW	GBR	Jaguar XJR12D	1:23.671	17	3.783	112.84
7	7	GT1	Nigel JAMES	GBR	Porsche 962C	1:23.805	15	3.917	112.66
8	33	GT2	Martyn KONIG	GBR	Porsche 956B	1:24.108	14	4.220	112.26
9	3	GT1	Henry PEARMAN	GBR	Jaguar XJR11	1:26.400	15	6.512	109.28
10	26	GT3	Alvin POWELL	GBR	Tiga GC288	1:28.661	9	8.773	106.49
11	31	GT5	Michael MILLARD	GBR	Prosport LM3000	1:29.555	18	9.667	105.43
12	51	GT1	Michael SCHUSTER	GER	Argo Judd JM19	1:29.890	7	10.002	105.04
13	1	GT1	Jim GRAHAM	GBR	Porsche 962C	1:30.023	11	10.135	104.88
14	12	GT4	Ian STINTON	GBR	Argo JM19B	1:30.707	15	10.819	104.09
15	19	GT3	John EDWARDS	GBR	Argo JMC19	1:31.544	12	11.656	103.14
16	10	GT4	Robin WARD	GBR	Bardon Ford DB2	1:36.811	11	16.923	97.53
17	77	GT5	Christopher CATT	GBR	Prosport Ferrari	1:37.961	10	18.073	96.38
18	28	GT1	Richard ODDIE	GBR	Argo Chevrolet JM20C	1:40.618	12	20.730	93.84
19	37	GT4	Richard BATEMAN	GBR	Tiga Rover GC287	1:42.546	16	22.658	92.07

Weather / Track : Bright / Dry  
 These times are provisional until the conclusion of any judicial and technical matters.

Brands Hatch  
 Circuit Length = 2.6228 miles.  
 Start: 09:55 End: 10:25

Clerk Of Course:	Stewards:	Timekeeper:
------------------	-----------	-------------

## Group C/GTP QUALIFYING - LAP ANALYSIS

<b>1</b>	<b>Jim GRAHAM</b>	<b>GBR</b>	Porsche 962C	
1 -	3:30.425	6 -	1:31.238	11 - 1:30.350
2 -	1:41.931	7 -	1:31.808	
3 -	1:36.695	8 -	1:32.181	
4 -	1:31.708	9 -	1:32.197	
5 -	1:32.436	10 -	<b>1:30.023</b>	
<b>3</b>	<b>Henry PEARMAN</b>	<b>GBR</b>	Jaguar XJR11	
1 -	6:52.740	6 -	1:30.758	11 - <b>1:26.400</b>
2 -	1:35.588	7 -	1:33.829	12 - 1:28.044
3 -	1:31.707	8 -	1:31.497	13 - 1:28.909
4 -	1:29.268	9 -	1:26.551	14 - 1:26.449
5 -	1:30.121	10 -	1:28.602	15 - 1:30.211
<b>4</b>	<b>Gary PEARSON</b>	<b>GBR</b>	Jaguar XJR11	
1 -	6:48.680	6 -	1:22.040	11 - 1:24.418
2 -	1:26.577	7 -	1:20.968	12 - 1:20.768
3 -	1:24.811	8 -	7:56.734P	13 - 1:21.603
4 -	1:22.612	9 -	1:37.478	
5 -	1:22.710	10 -	<b>1:19.888</b>	
<b>7</b>	<b>Nigel JAMES</b>	<b>GBR</b>	Porsche 962C	
1 -	2:09.537	6 -	1:24.888	11 - 1:24.178
2 -	1:37.270	7 -	4:39.416P	12 - 1:23.935
3 -	1:28.031	8 -	1:50.906	13 - 1:24.083
4 -	1:28.142	9 -	1:35.443	14 - 1:40.824
5 -	1:26.651	10 -	<b>1:23.805</b>	15 - 1:23.846
<b>8</b>	<b>Brian De VRIES</b>	<b>USA</b>	Intrepid Chevrolet GTP	
1 -	2:00.460	6 -	1:25.627	11 - 1:27.314
2 -	1:29.150	7 -	1:26.005	12 - 1:25.481
3 -	1:26.747	8 -	1:25.262	13 - 1:23.376
4 -	1:26.495	9 -	1:24.114	14 - 3:20.989P
5 -	1:25.707	10 -	1:25.281	15 - 1:47.658
				16 - 1:24.888
				17 - 1:23.330
				18 - 1:24.673
				19 - <b>1:23.263</b>
				20 - 1:23.954
<b>10</b>	<b>Ward/McKay</b>		Bardon Ford DB2	
1 -	2:34.399	6 -	4:51.403P	11 - 1:46.275
2 -	1:39.972	7 -	2:01.616	
3 -	1:38.020	8 -	1:50.883	
4 -	1:38.729	9 -	1:49.029	
5 -	<b>1:36.811</b>	10 -	1:48.259	

## Group C/GTP QUALIFYING - LAP ANALYSIS

(contd.)

<b>12</b>	<b>Ian STINTON</b>	<b>GBR</b>	Argo JM19B
1 -	2:59.284	6 -	1:36.349
2 -	1:45.554	7 -	1:36.532
3 -	1:41.806	8 -	1:34.693
4 -	1:36.850	9 -	5:22.158P
5 -	1:36.057	10 -	1:52.589
		11 -	1:31.277
		12 -	1:32.094
		13 -	1:32.349
		14 -	<b>1:30.707</b>
		15 -	1:32.130
<b>19</b>	<b>John EDWARDS</b>	<b>GBR</b>	Argo JMC19
1 -	4:05.670	6 -	1:34.508
2 -	1:39.170	7 -	3:12.089P
3 -	1:34.588	8 -	1:47.892
4 -	1:36.069	9 -	1:31.788
5 -	1:33.207	10 -	1:32.675
		11 -	1:32.701
		12 -	<b>1:31.544</b>
<b>21</b>	<b>David MERCER</b>	<b>GBR</b>	Spice SE90C
1 -	6:34.215	6 -	1:25.518
2 -	1:41.246	7 -	<b>1:20.802</b>
3 -	1:30.140		
4 -	8:44.500P		
5 -	1:40.590		
<b>26</b>	<b>Alvin POWELL</b>	<b>GBR</b>	Tiga GC288
1 -	2:12.239	6 -	1:29.954
2 -	1:46.955	7 -	1:28.960
3 -	1:38.737	8 -	<b>1:28.661</b>
4 -	1:29.375	9 -	1:29.495
5 -	1:41.672		
<b>27</b>	<b>Charlie AGG</b>	<b>GBR</b>	Nissan R90CK
1 -	2:30.575	6 -	1:22.378
2 -	1:27.648	7 -	1:21.734
3 -	1:23.899	8 -	1:21.796
4 -	3:43.603P	9 -	4:21.274P
5 -	1:53.522	10 -	1:41.110
		11 -	1:21.456
		12 -	1:21.050
		13 -	1:23.460
		14 -	1:20.939
		15 -	1:34.588
		16 -	<b>1:20.356</b>
<b>28</b>	<b>Richard ODDIE</b>	<b>GBR</b>	Argo Chevrolet JM20C
1 -	6:25.275	6 -	1:45.205
2 -	1:47.795	7 -	1:40.644
3 -	1:51.023	8 -	1:45.185
4 -	6:26.497P	9 -	1:45.792
5 -	1:57.636	10 -	<b>1:40.618</b>
		11 -	1:40.768
		12 -	1:42.743

## Group C/GTP QUALIFYING - LAP ANALYSIS

(contd.)


<b>30</b>	<b>Graham HATHAWAY</b>	<b>GBR</b>	Jaguar XJ12LM		
1 -	5:10.356	6 -	1:27.324	11 -	1:24.919
2 -	1:42.913	7 -	1:25.957	12 -	1:24.181
3 -	1:32.008	8 -	7:35.085P	13 -	<b>1:23.418</b>
4 -	1:28.208	9 -	2:00.092		
5 -	1:25.914	10 -	1:33.702		
<b>31</b>	<b>Michael MILLARD</b>	<b>GBR</b>	Prospert LM3000		
1 -	2:01.762	6 -	1:30.058	11 -	1:32.744
2 -	1:32.962	7 -	1:29.626	12 -	1:30.366
3 -	1:32.817	8 -	3:40.087P	13 -	1:31.445
4 -	1:30.767	9 -	1:48.732	14 -	1:30.114
5 -	1:33.390	10 -	1:30.533	15 -	1:32.171
<b>32</b>	<b>Law/Rini</b>		Jaguar XJR12D		
1 -	1:55.065	6 -	5:24.346P	11 -	1:36.903
2 -	1:30.350	7 -	1:50.603	12 -	1:38.063
3 -	1:24.801	8 -	1:33.168	13 -	1:35.632
4 -	1:27.178	9 -	1:32.940	14 -	1:32.021D
5 -	<b>1:23.671</b>	10 -	1:33.112	15 -	1:33.690D
<b>33</b>	<b>Martyn KONIG</b>	<b>GBR</b>	Porsche 956B		
1 -	2:10.612	6 -	1:27.088	11 -	5:40.805P
2 -	1:32.776	7 -	1:24.737	12 -	1:41.102
3 -	1:28.978	8 -	1:26.369	13 -	1:25.873
4 -	1:26.818	9 -	1:24.254	14 -	3:28.777P
5 -	1:31.240	10 -	<b>1:24.108</b>		
<b>37</b>	<b>Richard BATEMAN</b>	<b>GBR</b>	Tiga Rover GC287		
1 -	3:52.647	6 -	1:47.039	11 -	1:44.575
2 -	1:54.171	7 -	1:49.272	12 -	1:45.716
3 -	1:47.551	8 -	1:45.216	13 -	1:43.400
4 -	1:44.752	9 -	1:45.577	14 -	1:43.770
5 -	1:46.122	10 -	1:44.774	15 -	1:43.317
<b>51</b>	<b>Michael SCHUSTER</b>	<b>GER</b>	Argo Judd JM19		
1 -	2:54.508	6 -	1:50.157		
2 -	1:33.639	7 -	<b>1:29.890</b>		
3 -	1:30.771				
4 -	1:30.125				
5 -	3:34.020P				

## Group C/GTP QUALIFYING - LAP ANALYSIS

(contd.)

<b>77</b>	<b>Christopher CATT</b>	<b>GBR</b>	<b>Prospert Ferrari</b>
1 -	3:24.638	6 -	4:48.196P
2 -	1:49.912	7 -	1:57.116
3 -	1:45.237	8 -	1:38.160
4 -	1:42.048	9 -	1:58.982
5 -	1:41.532	10 -	<b>1:37.961</b>

**Group C/GTP  
GRID - RACE 3**

ROW 10	37	BATEMAN	
ROW 9	77	CATT	28 ODDIE
ROW 8	19	EDWARDS	10 WARD
ROW 7	1	GRAHAM	12 STINTON
ROW 6	31	MILLARD	51 SCHUSTER
ROW 5	3	PEARMAN	26 POWELL
ROW 4	7	JAMES	33 KONIG
ROW 3	30	HATHAWAY	32 LAW
ROW 2	21	MERCER	8 VRIES
ROW 1	4	PEARSON	27 AGG
<b>POLE</b>			
			

**Weather / Track : Bright / Dry**  
**These times are provisional until the conclusion of any judicial and technical matters.**

Brands Hatch  
 Circuit Length = 2.6228 miles.  
 Start: 09:55 End: 10:25

Clerk Of Course:	Stewards:	Timekeeper:
------------------	-----------	-------------

## Group C/GTP

### RACE CLASSIFICATION - RACE 3

POS	NO	CL	NAME	NAT	CAR	TIME	LAPS	GAP	MPH	BEST
1	4	GT1	Gary PEARSON	GBR	Jaguar XJR11	30:26.420	19		98.26	1:20.096
2	27	GT1	Charlie AGG	GBR	Nissan R90CK	30:27.257	19	0.837	98.21	1:20.181
3	7	GT1	Nigel JAMES	GBR	Porsche 962C	31:38.095	19	1:11.675	94.55	1:23.655
4	32	GT1	Justin LAW	GBR	Jaguar XJR12D	31:42.024	19	1:15.604	94.35	1:24.471
5	3	GT1	Henry PEARMAN	GBR	Jaguar XJR11	30:31.025	18	1 LAP	92.85	1:26.372
6	8	GT1	Brian De VRIES	USA	Intrepid Chevrolet GTP	30:31.217	18	1 LAP	92.84	1:24.711
7	33	GT2	Martyn KONIG	GBR	Porsche 956B	30:31.995	18	1 LAP	92.80	1:25.671
8	26	GT3	Alvin POWELL	GBR	Tiga GC288	31:18.164	18	1 LAP	90.52	1:28.566
9	31	GT5	Michael MILLARD	GBR	Prospert LM3000	31:18.596	18	1 LAP	90.50	1:28.706
10	19	GT3	John EDWARDS	GBR	Argo JMC19	31:05.861	17	2 LAPS	86.06	1:33.720
11	77	GT5	Christopher CATT	GBR	Prospert Ferrari	30:52.231	16	3 LAPS	81.59	1:41.603
12	37	GT4	Richard BATEMAN	GBR	Tiga Rover GC287	31:30.734	16	3 LAPS	79.93	1:44.921
13	12	GT4	Ian STINTON	GBR	Argo JM19B	27:43.617	15	4 LAPS	85.17	1:31.472

#### NOT CLASSIFIED

28	GT1	Richard ODDIE	GBR	Argo Chevrolet JM20C	27:08.995	14	D.N.F.	81.18	1:38.515
1	GT1	Jim GRAHAM	GBR	Porsche 962C	16:35.872	8	D.N.F.	75.91	1:33.815
10	GT4	Robin WARD	GBR	Bardon Ford DB2	13:19.429	6	D.N.F.	70.95	1:36.053
21	GT1	David MERCER	GBR	Spice SE90C		0	D.N.F.	N/A	
30	GT1	Graham HATHAWAY	GBR	Jaguar XJ12LM		0	D.N.F.	N/A	

#### FASTEST LAP

4	GT1	Gary PEARSON		Jaguar XJR11	1:20.096	15	117.88mph	189.71kph
33	GT2	Martyn KONIG		Porsche 956B	1:25.671	16	110.21mph	177.37kph
26	GT3	Alvin POWELL		Tiga GC288	1:28.566	14	106.61mph	171.57kph
31	GT5	Michael MILLARD		Prospert LM3000	1:28.706	14	106.44mph	171.30kph
12	GT4	Ian STINTON		Argo JM19B	1:31.472	10	103.22mph	166.12kph

Weather / Track : Cloudy / Dry  
 These times are provisional until the conclusion of any judicial and technical matters.

Brands Hatch  
 Circuit Length = 2.6228 miles.  
 Start: 14:52 End: 15:22

Clerk Of Course:	Stewards:	Timekeeper:
------------------	-----------	-------------



**Group C/GTP**  
**RACE CLASSIFICATION - RACE 3 - LAP CHART**

Lap 1			Lap 2			Lap 3			Lap 4			Lap 5		
No	Behind	Laptime	No	Behind	Laptime	No	Behind	Laptime	No	Behind	Laptime	No	Behind	Laptime
4		1:38.368	4		2:51.898	4		2:49.024	4		2:42.970	4		1:24.558
27	0.594	1:38.962	27	0.707	2:52.011	27	0.600	2:48.917	27	0.287	2:42.657	27	0.614	1:24.885
32	2.217	1:40.585	32	1.554	2:51.235	32	1.311	2:48.781	32	0.522	2:42.181	32	3.999	1:28.035
3	4.001	1:42.369	3	3.452	2:51.349	3	3.602	2:49.174	3	1.321	2:40.689	3	7.301	1:30.538
8	5.035	1:43.403	33	4.088	2:50.911	33	4.815	2:49.751	33	1.767	2:39.922	33	9.103	1:31.894
33	5.075	1:43.443	8	5.244	2:52.107	8	5.532	2:49.312	8	2.071	2:39.509	8	9.163	1:31.650
7	5.750	1:44.118	7	6.633	2:52.781	7	6.535	2:48.926	7	2.962	2:39.397	7	9.904	1:31.500
12	6.082	1:44.450	12	7.600	2:53.416	12	7.505	2:48.929	12	3.307	2:38.772	12	11.887	1:33.138
26	6.232	1:44.600	26	8.897	2:54.563	26	8.943	2:49.070	26	3.610	2:37.637	26	12.468	1:33.416
10	7.598	1:45.966	31	9.471	2:53.675	31	9.415	2:48.968	31	3.756	2:37.311	31	13.293	1:34.095
31	7.694	1:46.062	10	10.261	2:54.561	10	10.232	2:48.995	10	4.041	2:36.779	10	16.558	1:37.075
77	11.710	1:50.078	77	11.396	2:51.584	77	11.353	2:48.981	28	8.246	2:38.582	1	26.455	1:41.826
28	14.827	1:53.195	28	12.726	2:49.797	28	12.634	2:48.932	1	9.187	2:38.312	28	26.525	1:42.837
1	17.929	1:56.297	1	13.718	2:47.687	1	13.845	2:49.151	19	10.492	2:38.486	19	27.298	1:41.364
19	18.317	1:56.685	19	15.101	2:48.682	19	14.976	2:48.899	37	10.894	2:37.076	77	29.451	1:42.749
37	25.996	2:04.364	37	16.742	2:42.644	37	16.788	2:49.070	77	11.260	2:42.877	37	35.083	1:48.747

**Group C/GTP**  
**RACE CLASSIFICATION - RACE 3 - LAP CHART**  
 (contd.)

Lap 6			Lap 7			Lap 8			Lap 9			Lap 10		
No	Behind	Laptime	No	Behind	Laptime	No	Behind	Laptime	No	Behind	Laptime	No	Behind	Laptime
4		1:21.426	4		1:21.540	4		1:20.605	4		1:22.396	4		1:22.692
27	0.991	1:21.803	27	0.378	1:20.927	27	1.770	1:21.997	27	1.087	1:21.713	27	0.506	1:22.111
32	11.142	1:28.569	32	17.219	1:27.617	37	1 LAP	1:46.224	28	1 LAP	1:42.571	19	1 LAP	1:38.283
3	13.727	1:27.852	3	19.665	1:27.478	32	24.323	1:27.709	77	1 LAP	1:42.842	28	1 LAP	1:40.935
33	15.915	1:28.238	7	20.595	1:26.046	3	27.214	1:28.154	37	1 LAP	1:46.172	77	1 LAP	1:41.603
7	16.089	1:27.611	33	22.674	1:28.299	7	27.636	1:27.646	32	28.171	1:26.244	32	32.320	1:26.841
8	16.408	1:28.671	8	22.758	1:27.890	33	30.735	1:28.666	3	31.321	1:26.503	3	35.728	1:27.099
12	22.488	1:32.027	12	32.571	1:31.623	8	30.846	1:28.693	7	31.491	1:26.251	7	35.758	1:26.959
26	22.790	1:31.748	26	33.410	1:32.160	12	43.633	1:31.667	33	36.297	1:27.958	33	41.068	1:27.463
31	23.702	1:31.835	31	34.080	1:31.918	26	44.533	1:31.728	8	36.367	1:27.917	8	41.227	1:27.552
10	31.185	1:36.053	1	52.273	1:34.274	31	44.877	1:31.402	26	52.571	1:30.434	37	1 LAP	1:47.802
1	39.539	1:34.510	19	54.378	1:34.730	1	1:05.483	1:33.815	12	53.637	1:32.400	26	59.343	1:29.464
19	41.188	1:35.316	28	1:09.562	1:41.855	19	1:10.700	1:36.927	31	54.362	1:31.881	12	1:02.417	1:31.472
28	49.247	1:44.148	77	1:10.073	1:41.859							31	1:02.764	1:31.094
77	49.754	1:41.729												
37	59.403	1:45.746												

**Group C/GTP**  
**RACE CLASSIFICATION - RACE 3 - LAP CHART**  
 (contd.)

Lap 11			Lap 12			Lap 13			Lap 14			Lap 15		
No	Behind	Laptime	No	Behind	Laptime	No	Behind	Laptime	No	Behind	Laptime	No	Behind	Laptime
4		1:20.265	4		1:20.708	4		1:21.702	4		1:22.203	4		1:20.096
27	1.459	1:21.218	37	2 LAPS	1:48.744	31	1 LAP	1:29.734	27	0.569	1:22.329	27	0.654	1:20.181
19	1 LAP	1:37.242	27	0.979	1:20.228	27	0.443	1:21.166	26	1 LAP	1:31.333	26	1 LAP	1:28.566
32	38.489	1:26.434	19	1 LAP	1:36.629	12	1 LAP	1:38.415	31	1 LAP	1:31.585	31	1 LAP	1:28.706
7	39.148	1:23.655	32	42.252	1:24.471	37	2 LAPS	1:44.921	28	2 LAPS	1:41.679	28	2 LAPS	1:39.711
3	44.560	1:29.097	7	42.522	1:24.082	7	44.670	1:23.850	77	2 LAPS	1:44.352	77	2 LAPS	1:43.993
33	49.988	1:29.185	3	50.670	1:26.818	32	46.772	1:26.222	12	1 LAP	1:40.914	7	51.506	1:25.364
8	49.988	1:29.026	33	56.021	1:26.741	19	1 LAP	1:36.979	7	46.238	1:23.771	32	56.460	1:25.648
28	1 LAP	1:46.265	8	56.185	1:26.905	3	55.360	1:26.392	37	2 LAPS	1:45.539	12	1 LAP	1:43.242
77	1 LAP	1:45.367	28	1 LAP	1:39.973	8	59.539	1:25.056	32	50.908	1:26.339	3	1:05.921	1:26.372
26	1:10.228	1:31.150	77	1 LAP	1:42.029	33	1:00.942	1:26.623	3	59.645	1:26.488	8	1:08.192	1:24.711
31	1:12.802	1:30.303	26	1:20.631	1:31.111				8	1:03.577	1:26.241	33	1:11.520	1:26.402
12	1:18.773	1:36.621							33	1:05.214	1:26.475	37	2 LAPS	1:46.949
									19	1 LAP	1:38.777			

**Group C/GTP**  
**RACE CLASSIFICATION - RACE 3 - LAP CHART**  
 (contd.)

Lap 16			Lap 17			Lap 18			Lap 19			Lap 20		
No	Behind	Laptime	No	Behind	Laptime	No	Behind	Laptime	No	Behind	Laptime	No	Behind	Laptime
4		1:20.958	4		1:20.430	4		1:22.544	4		1:22.037			
27	0.463	1:20.767	27	0.640	1:20.607	27	0.295	1:22.199	27	0.837	1:22.579			
19	2 LAPS	1:35.084	12	2 LAPS	1:46.531	33	1 LAP	1:27.914	3	1 LAP	1:28.484			
26	1 LAP	1:28.958	19	2 LAPS	1:34.335	77	3 LAPS	1:44.369	8	1 LAP	1:28.421			
31	1 LAP	1:28.998	37	3 LAPS	1:45.451	19	2 LAPS	1:33.723	33	1 LAP	1:26.439			
28	2 LAPS	1:38.515	26	1 LAP	1:30.337	37	3 LAPS	1:45.479	77	3 LAPS	1:44.484			
7	55.463	1:24.915	31	1 LAP	1:29.510	31	1 LAP	1:30.887	19	2 LAPS	1:33.720			
32	1:01.245	1:25.743	7	1:01.173	1:26.140	26	1 LAP	1:32.041	26	1 LAP	1:29.848			
77	2 LAPS	1:43.335	32	1:08.420	1:27.605	7	1:07.028	1:28.399	31	1 LAP	1:30.632			
3	1:12.577	1:27.614	3	1:20.702	1:28.555	32	1:11.990	1:26.114	37	3 LAPS	1:45.806			
8	1:12.731	1:25.497	8	1:20.957	1:28.656				7	1:11.675	1:26.684			
33	1:16.233	1:25.671							32	1:15.604	1:25.651			

## Group C/GTP QUALIFYING - RACE 10

POS	NO	CL	NAME	NAT	CAR	TIME	LAPS	GAP	MPH
1	4	GT1	Gary PEARSON	GBR	Jaguar XJR11	1:19.888	13		118.19
2	27	GT1	Charlie AGG	GBR	Nissan R90CK	1:20.356	16	0.468	117.50
3	21	GT1	David MERCER	GBR	Spice SE90C	1:20.802	7	0.914	116.85
4	8	GT1	Brian De VRIES	USA	Intrepid Chevrolet GTP	1:23.263	20	3.375	113.40
5	30	GT1	Graham HATHAWAY	GBR	Jaguar XJ12LM	1:23.418	13	3.530	113.19
6	7	GT1	Nigel JAMES	GBR	Porsche 962C	1:23.805	15	3.917	112.66
7	33	GT2	Martyn KONIG	GBR	Porsche 956B	1:24.108	14	4.220	112.26
8	3	GT1	Henry PEARMAN	GBR	Jaguar XJR11	1:26.400	15	6.512	109.28
9	26	GT3	Alvin POWELL	GBR	Tiga GC288	1:28.661	9	8.773	106.49
10	31	GT5	Michael MILLARD	GBR	Prosport LM3000	1:29.555	18	9.667	105.43
11	32	GT1	Nick RINI	USA	Jaguar XJR12D	1:29.708	17	9.820	105.25
12	51	GT1	Michael SCHUSTER	GER	Argo Judd JM19	1:29.890	7	10.002	105.04
13	1	GT1	Jim GRAHAM	GBR	Porsche 962C	1:30.023	11	10.135	104.88
14	12	GT4	Ian STINTON	GBR	Argo JM19B	1:30.707	15	10.819	104.09
15	19	GT3	John EDWARDS	GBR	Argo JMC19	1:31.544	12	11.656	103.14
16	77	GT5	Christopher CATT	GBR	Prosport Ferrari	1:37.961	10	18.073	96.38
17	28	GT1	Richard ODDIE	GBR	Argo Chevrolet JM20C	1:40.618	12	20.730	93.84
18	37	GT4	Richard BATEMAN	GBR	Tiga Rover GC287	1:42.546	16	22.658	92.07
19	10	GT4	Duncan McKAY	GBR	Bardon Ford DB2	1:46.275	11	26.387	88.84

Weather / Track : Bright / Dry  
 These times are provisional until the conclusion of any judicial and technical matters.


Brands Hatch  
 Circuit Length = 2.6228 miles.  
 Start: 09:55 End: 10:25

Clerk Of Course:	Stewards:	Timekeeper:
------------------	-----------	-------------

**Group C/GTP  
GRID - RACE 10**

ROW 10	10	McKAY	
ROW 9	28	ODDIE	37 BATEMAN
ROW 8	19	EDWARDS	77 CATT
ROW 7	1	GRAHAM	12 STINTON
ROW 6	32	RINI	51 SCHUSTER
ROW 5	26	POWELL	31 MILLARD
ROW 4	33	KONIG	3 PEARMAN
ROW 3	30	HATHAWAY	7 JAMES
ROW 2	21	MERCER	8 VRIES
ROW 1	4	PEARSON	27 AGG

**POLE**



**Weather / Track : Bright / Dry**  
**These times are provisional until the conclusion of any judicial and technical matters.**

Brands Hatch  
 Circuit Length = 2.6228 miles.  
 Start: 09:55 End: 10:25

Clerk Of Course:	Stewards:	Timekeeper:
------------------	-----------	-------------

## Group C/GTP

### RACE CLASSIFICATION - RACE 10

POS	NO	CL	NAME	NAT	CAR	TIME	LAPS	GAP	MPH	BEST
1	4	GT1	Gary PEARSON	GBR	Jaguar XJR11	30:15.436	20		104.05	1:20.538
2	21	GT1	David MERCER	GBR	Spice SE90C	30:31.914	20	16.478	103.12	1:22.111
3	27	GT1	Charlie AGG	GBR	Nissan R90CK	30:34.125	20	18.689	102.99	1:21.149
4	3	GT1	Henry PEARMAN	GBR	Jaguar XJR11	31:03.038	20	47.602	101.39	1:24.109
5	51	GT1	Michael SCHUSTER	GER	Argo Judd JM19	31:21.407	20	1:05.971	100.40	1:23.893
6	33	GT2	Martyn KONIG	GBR	Porsche 956B	31:37.799	20	1:22.363	99.54	1:26.441
7	26	GT3	Alvin POWELL	GBR	Tiga GC288	30:46.357	19	1 LAP	97.20	1:28.625
8	1	GT1	Jim GRAHAM	GBR	Porsche 962C	30:53.339	19	1 LAP	96.83	1:28.394
9	31	GT5	Michael MILLARD	GBR	Prosport LM3000	30:56.661	19	1 LAP	96.66	1:28.924
10	19	GT3	John EDWARDS	GBR	Argo JMC19	31:22.829	19	1 LAP	95.31	1:30.967
11	32	GT1	Nick RINI	USA	Jaguar XJR12D	31:24.134	19	1 LAP	95.25	1:30.188
12	28	GT1	Richard ODDIE	GBR	Argo Chevrolet JM20C	31:30.048	18	2 LAPS	89.95	1:35.597
13	37	GT4	Richard BATEMAN	GBR	Tiga Rover GC287	31:46.851	18	2 LAPS	89.16	1:39.614

#### NOT CLASSIFIED

10	GT4	Duncan McKAY	GBR	Bardon Ford DB2	20:00.607	11	D.N.F.	86.56	1:38.686
7	GT1	Nigel JAMES	GBR	Porsche 962C	9:42.977	5	D.N.F.	81.09	1:26.071
77	GT5	Christopher CATT	GBR	Prosport Ferrari	5:17.914	3	D.N.F.	89.31	1:43.436
8	GT1	Brian De VRIES	USA	Intrepid Chevrolet GTP	1:31.569	1	D.N.F.	103.85	1:31.569

#### FASTEST LAP

4	GT1	Gary PEARSON		Jaguar XJR11	1:20.538	2	117.23mph	188.67kph
33	GT2	Martyn KONIG		Porsche 956B	1:26.441	18	109.23mph	175.79kph
26	GT3	Alvin POWELL		Tiga GC288	1:28.625	10	106.54mph	171.45kph
31	GT5	Michael MILLARD		Prosport LM3000	1:28.924	17	106.18mph	170.88kph
10	GT4	Duncan McKAY		Bardon Ford DB2	1:38.686	7	95.67mph	153.97kph

Weather / Track : Cloudy / Dry

These results are provisional until the conclusion of any judicial and technical matters.

Brands Hatch

Circuit Length = 2.6228 miles.

Start: 14:41 End: 15:11

Clerk Of Course:	Stewards:	Timekeeper:
------------------	-----------	-------------

**Group C/GTP**  
**RACE CLASSIFICATION - RACE 10 - LAP CHART**

Lap 1			Lap 2			Lap 3			Lap 4			Lap 5		
No	Behind	Laptime	No	Behind	Laptime	No	Behind	Laptime	No	Behind	Laptime	No	Behind	Laptime
4		1:23.573	4		1:20.538	4		1:21.157	4		3:02.837	4		2:33.637
27	1.098	1:24.671	27	1.709	1:21.149	27	2.484	1:21.932	27	0.593	3:00.946	27	0.050	2:33.094
21	4.850	1:28.423	21	8.952	1:24.640	21	11.404	1:23.609	21	1.246	2:52.679	21	0.741	2:33.132
33	7.904	1:31.477	7	16.523	1:28.597	7	21.437	1:26.071	7	2.455	2:43.855	7	1.235	2:32.417
8	7.996	1:31.569	3	18.054	1:28.704	3	23.093	1:26.196	3	4.822	2:44.566	3	1.496	2:30.311
7	8.464	1:32.037	51	19.743	1:28.518	51	25.470	1:26.884	51	5.992	2:43.359	51	1.966	2:29.611
3	9.888	1:33.461	26	24.216	1:32.064	26	33.706	1:30.647	26	7.072	2:36.203	26	2.270	2:28.835
51	11.763	1:35.336	33	28.793	1:41.427	33	38.828	1:31.192	33	7.907	2:31.916	33	2.662	2:28.392
26	12.690	1:36.263	19	36.761	1:36.731	19	51.252	1:35.648	19	9.439	2:21.024	19	4.238	2:28.436
77	19.863	1:43.436	32	39.626	1:40.081	32	54.182	1:35.713	32	11.001	2:19.656	32	4.828	2:27.464
32	20.083	1:43.656	1	39.892	1:39.830	1	54.467	1:35.732	1	11.775	2:20.145	1	5.446	2:27.308
19	20.568	1:44.141	28	44.051	1:41.079	28	1:01.565	1:38.671	28	13.338	2:14.610	28	7.351	2:27.650
1	20.600	1:44.173	77	47.233	1:47.908	31	1:08.001	1:35.579	31	13.940	2:08.776	31	7.586	2:27.283
28	23.510	1:47.083	37	47.904	1:43.766	37	1:09.305	1:42.558	37	18.472	2:12.004	37	10.138	2:25.303
37	24.676	1:48.249	10	48.724	1:43.350	10	1:11.258	1:43.691	10	19.373	2:10.952	10	10.693	2:24.957
10	25.912	1:49.485	31	53.579	1:30.406	77	1:12.646	1:46.570						
31	43.711	2:07.284												



**Group C/GTP**  
**RACE CLASSIFICATION - RACE 10 - LAP CHART**  
 (contd.)

Lap 6			Lap 7			Lap 8			Lap 9			Lap 10		
No	Behind	Laptime	No	Behind	Laptime	No	Behind	Laptime	No	Behind	Laptime	No	Behind	Laptime
27		1:23.790	27		1:22.547	27		1:23.148	27		1:23.985	27		1:23.548
4	0.525	1:24.365	4	0.483	1:22.505	4	0.425	1:23.090	4	0.292	1:23.852	4	0.412	1:23.668
21	2.643	1:25.742	21	2.532	1:22.436	21	1.838	1:22.454	21	1.419	1:23.566	21	1.052	1:23.181
3	6.144	1:28.488	3	8.169	1:24.572	3	9.510	1:24.489	3	9.634	1:24.109	3	10.580	1:24.494
51	6.414	1:28.288	51	8.901	1:25.034	51	13.363	1:27.610	51	15.860	1:26.482	51	17.263	1:24.951
26	9.587	1:31.157	33	16.384	1:28.400	33	20.197	1:26.961	33	22.777	1:26.565	33	26.300	1:27.071
33	10.531	1:31.709	26	17.185	1:30.145	26	23.917	1:29.880	26	30.040	1:30.108	26	35.117	1:28.625
19	13.700	1:33.302	19	23.619	1:32.466	19	34.441	1:33.970	31	41.860	1:31.093	31	47.882	1:29.570
32	15.199	1:34.211	32	24.815	1:32.163	31	34.752	1:32.290	19	43.707	1:33.251	1	50.707	1:29.866
1	15.664	1:34.058	1	25.168	1:32.051	32	35.432	1:33.765	32	44.162	1:32.715	32	53.260	1:32.646
31	16.530	1:32.784	31	25.610	1:31.627	1	35.718	1:33.698	1	44.389	1:32.656	19	54.013	1:33.854
28	24.977	1:41.466	28	39.795	1:37.365	28	53.996	1:37.349	28	1:07.926	1:37.915	28	1:20.840	1:36.462
10	28.474	1:41.621	10	44.613	1:38.686	10	1:03.051	1:41.586	10	1:20.225	1:41.159			
37	29.428	1:43.130	37	48.032	1:41.151	37	1:06.265	1:41.381	37	1:23.216	1:40.936			

**Group C/GTP**  
**RACE CLASSIFICATION - RACE 10 - LAP CHART**  
 (contd.)

Lap 11			Lap 12			Lap 13			Lap 14			Lap 15		
No	Behind	Laptime	No	Behind	Laptime	No	Behind	Laptime	No	Behind	Laptime	No	Behind	Laptime
4		1:21.831	4		1:22.208	4		1:21.207	4		1:20.947	4		1:21.656
27	1.624	1:23.867	27	3.009	1:23.593	27	4.906	1:23.104	32	1 LAP	1:32.217	1	1 LAP	1:29.180
21	2.184	1:23.375	21	3.496	1:23.520	21	5.494	1:23.205	19	1 LAP	1:31.814	27	9.500	1:23.942
3	16.756	1:28.419	28	1 LAP	1:36.943	3	24.363	1:25.744	27	7.214	1:23.255	21	9.967	1:23.972
10	1 LAP	1:43.198	3	19.826	1:25.278	51	24.621	1:24.447	21	7.651	1:23.104	32	1 LAP	1:34.286
37	1 LAP	1:41.654	51	21.381	1:23.893	28	1 LAP	1:38.122	3	28.047	1:24.631	19	1 LAP	1:34.096
51	19.696	1:24.676	33	37.078	1:27.797	33	43.633	1:27.762	51	30.615	1:26.941	3	30.593	1:24.202
33	31.489	1:27.432	10	1 LAP	1:41.922	37	1 LAP	1:42.516	28	1 LAP	1:37.586	51	35.134	1:26.175
26	42.075	1:29.201	37	1 LAP	1:40.735	26	59.448	1:31.308	33	49.935	1:27.249	33	55.776	1:27.497
31	54.928	1:29.289	26	49.347	1:29.480	31	1:11.114	1:29.853	26	1:08.474	1:29.973	28	1 LAP	1:36.019
1	57.806	1:29.342	31	1:02.468	1:29.748	1	1:13.649	1:29.246	37	1 LAP	1:40.194	26	1:17.001	1:30.183
32	1:02.285	1:31.268	1	1:05.610	1:30.012				31	1:19.804	1:29.637			
19	1:03.314	1:31.544	32	1:10.526	1:30.449									
			19	1:12.269	1:31.163									

**Group C/GTP**  
**RACE CLASSIFICATION - RACE 10 - LAP CHART**  
 (contd.)

Lap 16			Lap 17			Lap 18			Lap 19			Lap 20		
No	Behind	Laptime	No	Behind	Laptime	No	Behind	Laptime	No	Behind	Laptime	No	Behind	Laptime
4		1:21.374	4		1:21.363	4		1:21.729	4		1:21.975	4		1:21.924
31	1 LAP	1:31.230	26	1 LAP	1:29.767	28	2 LAPS	1:35.597	27	15.806	1:23.066	21	16.478	1:22.111
1	1 LAP	1:29.736	27	14.032	1:23.697	26	1 LAP	1:29.641	21	16.291	1:22.897	27	18.689	1:24.807
27	11.698	1:23.572	21	14.359	1:23.508	27	14.715	1:22.412	26	1 LAP	1:32.105	26	1 LAP	1:30.772
21	12.214	1:23.621	1	1 LAP	1:29.422	21	15.369	1:22.739	1	1 LAP	1:29.282	1	1 LAP	1:28.394
37	2 LAPS	1:41.131	31	1 LAP	1:31.123	1	1 LAP	1:29.208	31	1 LAP	1:29.194	31	1 LAP	1:30.971
32	1 LAP	1:30.188	32	1 LAP	1:33.259	31	1 LAP	1:28.924	28	2 LAPS	1:48.209	3	47.602	1:24.936
19	1 LAP	1:30.967	19	1 LAP	1:32.863	3	42.161	1:26.822	3	44.590	1:24.404	51	1:05.971	1:31.314
3	33.682	1:24.463	37	2 LAPS	1:40.803	19	1 LAP	1:32.117	19	1 LAP	1:31.375	19	1 LAP	1:34.067
51	39.602	1:25.842	3	37.068	1:24.749	32	1 LAP	1:35.011	51	56.581	1:27.421	32	1 LAP	1:33.629
33	1:01.466	1:27.064	51	45.253	1:27.014	51	51.135	1:27.611	32	1 LAP	1:31.757	28	2 LAPS	2:01.777
28	1 LAP	1:36.145	33	1:07.195	1:27.092	37	2 LAPS	1:40.944	37	2 LAPS	1:39.614	33	1:22.363	1:27.252
						33	1:11.907	1:26.441	33	1:17.035	1:27.103	37	2 LAPS	1:40.782

# Orwell Supersports Cup

## QUALIFYING - RACE 4

POS	NO	CL	NAME	NAT	CAR	TIME	LAPS	GAP	MPH
1	60	E	John BURTON	GBR	Chevron B26	1:26.636	11		108.98
2	34	D	Steven ARNOLD	GBR	Chevron B19	1:26.796	13	0.160	108.78
3	31	D	Richard PIPER	GBR	Chevron B19	1:27.192	10	0.556	108.29
4	4	A	Peter SCHLEIFER	GER	Lola T222	1:27.637	10	1.001	107.74
5	33	D	John GRANT	GBR	Chevron B19	1:27.667	16	1.031	107.70
6	9	A	Frank BRADLEY	GBR	March 707/717	1:27.866	9	1.230	107.46
7	32	D	Mike CATLOW	GBR	Chevron B19	1:27.929	18	1.293	107.38
8	57	E	Dieter RIEGL	GER	Lola T294	1:28.590	12	1.954	106.58
9	21	D	Ross MAXWELL	NZL	Chevron B19	1:29.397	14	2.761	105.62
10	77	F	Stephen MINOPRIO	GBR	Chevron B16	1:31.304	16	4.668	103.41
11	37	D	Bob BROOKS	GBR	Lola T212	1:31.452	14	4.816	103.24
12	87	E	Michele LIGUORI	ITA	Lola T296	1:32.274	4	5.638	102.32
13	16	B	Glenn PRICE	GBR	McLaren M1C	1:33.663	10	7.027	100.80
14	28	D	Jim GATHERCOLE	GBR	Lola T212	1:34.455	7	7.819	99.96
15	95	B	Craig JONES	GBR	Lola T70 Mk3	1:34.597	18	7.961	99.81
16	27	D	Mike SCOTT	GBR	Gropa CMC2	1:35.394	11	8.758	98.98
17	89	C	Phillip GLADMAN	GBR	Chevron B8	1:37.038	9	10.402	97.30
18	26	D	George DOUGLAS	IRL	Martin BM9/10	1:37.724	5	11.088	96.62
19	43	C	David BECKETT	GBR	Nerus Silhouette	1:39.821	13	13.185	94.59
20	61	E	Niek SNOEK	NED	TOJ SC204	1:40.300	17	13.664	94.13
21	42	C	Hugh COLMAN	GBR	Chevron B8	1:40.360	18	13.724	94.08
22	73	E	Gualtiero GIRIBALDI	MC	Chevron B23	1:41.410	4	14.774	93.10
23	7	A	Anthony TAYLOR	GBR	McLaren M6B	1:49.617	6	22.981	86.13
24	79	F	Carlo Del CONTE	ITA	GRD 375	1:51.130	11	24.494	84.96

Weather / Track : Bright / Dry  
 These results are provisional until the conclusion of any judicial and technical matters.

Brands Hatch  
 Circuit Length = 2.6228 miles.  
 Start: 10:32 End: 11:02

Clerk Of Course:	Stewards:	Timekeeper:
------------------	-----------	-------------

## Orwell Supersports Cup QUALIFYING - LAP ANALYSIS

<b>4</b>	<b>Peter SCHLEIFER</b>	<b>GER</b>	Lola T222
1 - 1:44.223	6 - 1:27.857		
2 - <b>1:27.637</b>	7 - 3:33.942P		
3 - 1:30.469	8 - 1:43.047		
4 - 1:28.056	9 - 1:30.342		
5 - 1:30.149	10 - 1:29.568		
<b>7</b>	<b>Anthony TAYLOR</b>	<b>GBR</b>	McLaren M6B
1 - 2:38.866	6 - <b>1:49.617</b>		
2 - 2:05.708			
3 - 2:03.497			
4 - 1:54.481			
5 - 1:55.359			
<b>9</b>	<b>Frank BRADLEY</b>	<b>GBR</b>	March 707/717
1 - 4:29.115	6 - 3:56.197P		
2 - 1:32.454	7 - 1:44.072		
3 - 1:28.556	8 - 1:28.753		
4 - 1:28.284	9 - <b>1:27.866</b>		
5 - 1:31.802			
<b>16</b>	<b>Glenn PRICE</b>	<b>GBR</b>	McLaren M1C
1 - 2:37.389	6 - 4:27.040P		
2 - 1:35.826	7 - 1:45.734		
3 - 1:34.721	8 - 1:36.543		
4 - <b>1:33.663</b>	9 - 1:34.431		
5 - 1:34.771	10 - 1:34.235		
<b>21</b>	<b>Ross MAXWELL</b>	<b>NZL</b>	Chevon B19
1 - 2:02.011	6 - 3:34.261P	11 - <b>1:29.397</b>	
2 - 1:32.425	7 - 1:38.500	12 - 1:30.117	
3 - 1:31.241	8 - 1:30.831	13 - 1:29.553	
4 - 1:32.820	9 - 1:29.931	14 - 1:29.748	
5 - 1:34.324	10 - 1:30.786		
<b>26</b>	<b>George DOUGLAS</b>	<b>IRL</b>	Martin BM9/10
1 - 6:31.500			
2 - 1:43.478			
3 - 1:40.391			
4 - <b>1:37.724</b>			
5 - 1:38.805			

# Orwell Supersports Cup QUALIFYING - LAP ANALYSIS

(contd.)

<b>27</b>	<b>Mike SCOTT</b>	<b>GBR</b>	Gropa CMC2		
1 -	2:40.381	6 -	<b>1:35.394</b>	11 -	1:54.959
2 -	1:47.810	7 -	1:36.369		
3 -	1:43.518	8 -	1:56.393		
4 -	1:41.601	9 -	1:47.853		
5 -	1:51.405	10 -	1:41.498		
<b>28</b>	<b>Jim GATHERCOLE</b>	<b>GBR</b>	Lola T212		
1 -	3:20.694	6 -	<b>1:34.455</b>		
2 -	1:35.967	7 -	1:35.343		
3 -	1:37.445				
4 -	1:34.550				
5 -	1:40.623				
<b>31</b>	<b>Richard PIPER</b>	<b>GBR</b>	Chevron B19		
1 -	1:46.599	6 -	1:43.055		
2 -	1:28.351	7 -	1:29.637		
3 -	1:29.906	8 -	1:29.844		
4 -	<b>1:27.192</b>	9 -	1:29.377		
5 -	3:20.335P	10 -	1:27.454		
<b>32</b>	<b>Mike CATLOW</b>	<b>GBR</b>	Chevron B19		
1 -	1:58.748	6 -	1:31.433	11 -	1:30.662
2 -	1:31.178	7 -	1:28.523	12 -	1:32.091
3 -	1:29.796	8 -	1:29.348	13 -	1:28.617
4 -	3:45.041P	9 -	1:29.570	14 -	1:28.196
5 -	1:58.385	10 -	1:29.089	15 -	1:28.399
16 -				16 -	1:28.498
				17 -	<b>1:27.929</b>
				18 -	1:38.936
<b>33</b>	<b>John GRANT</b>	<b>GBR</b>	Chevron B19		
1 -	1:48.633	6 -	1:27.897	11 -	1:29.498
2 -	1:30.436	7 -	<b>1:27.667</b>	12 -	1:31.193
3 -	1:29.211	8 -	1:27.907	13 -	1:30.408
4 -	3:37.628P	9 -	1:34.043	14 -	1:30.036
5 -	2:12.702	10 -	1:31.560	15 -	1:27.897
16 -				16 -	1:28.057
<b>34</b>	<b>Steven ARNOLD</b>	<b>GBR</b>	Chevron B19		
1 -	1:34.872	6 -	1:51.830	11 -	<b>1:26.796</b>
2 -	1:30.511	7 -	1:28.225	12 -	1:33.148
3 -	1:36.782	8 -	5:57.155P	13 -	1:27.068
4 -	1:26.847	9 -	1:33.365		
5 -	3:29.608P	10 -	1:27.188		

# Orwell Supersports Cup QUALIFYING - LAP ANALYSIS

(contd.)

<b>37</b>	<b>Bob BROOKS</b>	<b>GBR</b>	Lola T212
1 - 3:10.405	6 - 1:51.474	11 - 1:32.520	
2 - 1:57.889	7 - 1:34.388	12 - 1:32.943	
3 - 1:36.046	8 - 1:34.606	13 - 1:47.268	
4 - 1:33.220	9 - 1:33.498	14 - <b>1:31.452</b>	
5 - 2:44.469P	10 - 1:34.236		
<b>42</b>	<b>Hugh COLMAN</b>	<b>GBR</b>	Chevron B8
1 - 2:26.928	6 - 1:43.913	11 - 1:42.084	16 - <b>1:40.360</b>
2 - 1:53.159	7 - 1:41.882	12 - 1:42.792	17 - 1:40.567
3 - 1:45.788	8 - 1:41.150	13 - 1:41.015	18 - 1:41.980
4 - 1:43.383	9 - 1:42.300	14 - 1:43.094	
5 - 1:41.124	10 - 1:41.553	15 - 1:41.160	
<b>43</b>	<b>David BECKETT</b>	<b>GBR</b>	Nerus Silhouette
1 - 2:38.688	6 - 1:40.237	11 - 1:40.599	
2 - 1:47.866	7 - 1:40.695	12 - 1:40.295	
3 - 1:44.022	8 - 1:41.379	13 - <b>1:39.821</b>	
4 - 1:42.408	9 - 1:41.331		
5 - 1:41.491	10 - 1:40.665		
<b>57</b>	<b>Dieter RIEGL</b>	<b>GER</b>	Lola T294
1 - 1:55.703	6 - <b>1:28.590</b>	11 - 1:30.619	
2 - 1:29.222	7 - 1:30.174	12 - 1:28.769	
3 - 1:29.740	8 - 5:27.410P		
4 - 1:30.755	9 - 1:46.589		
5 - 1:30.270	10 - 1:29.667		
<b>60</b>	<b>John BURTON</b>	<b>GBR</b>	Chevron B26
1 - 1:48.905	6 - 1:27.292	11 - <b>1:26.636</b>	
2 - 1:29.914	7 - 1:29.278		
3 - 1:27.928	8 - 5:37.753P		
4 - 3:23.471P	9 - 1:38.232		
5 - 1:50.206	10 - 1:27.350		
<b>61</b>	<b>Niek SNOEK</b>	<b>NED</b>	TOJ SC204
1 - 2:48.300	6 - 1:51.527	11 - 1:47.295	16 - 1:41.487
2 - 1:57.229	7 - 1:46.010	12 - 1:42.515	17 - 1:42.974
3 - 1:54.695	8 - 1:47.991	13 - 1:47.089	
4 - 1:50.427	9 - 1:48.008	14 - 1:43.214	
5 - 1:57.912	10 - 1:45.017	15 - <b>1:40.300</b>	

# Orwell Supersports Cup QUALIFYING - LAP ANALYSIS


(contd.)

<b>73</b>	<b>Gualtiero GIRIBALDI</b>	<b>MC</b>	Chevron B23	
1 - 3:11.528 2 - 1:42.329 3 - <b>1:41.410</b> 4 - 2:11.014				
<b>77</b>	<b>Stephen MINOPRIO</b>	<b>GBR</b>	Chevron B16	
1 - 2:46.803    6 - 1:48.176    11 - 3:56.756P    16 - <b>1:31.304</b> 2 - 1:43.168    7 - 1:35.141    12 - 2:01.633 3 - 1:36.667    8 - 1:33.409    13 - 1:43.064 4 - 1:35.216    9 - 1:31.662    14 - 1:36.456 5 - 3:07.701P    10 - 1:31.808    15 - 1:32.508				
<b>79</b>	<b>Carlo Del CONTE</b>	<b>ITA</b>	GRD 375	
1 - 2:48.900    6 - 1:54.167    11 - 1:52.791 2 - 1:58.693    7 - 1:51.497 3 - 2:01.436    8 - 1:52.783 4 - 1:55.243    9 - 1:51.934 5 - 1:54.691    10 - <b>1:51.130</b>				
<b>87</b>	<b>Michele LIGUORI</b>	<b>ITA</b>	Lola T296	
1 - 1:48.068 2 - 1:32.656 3 - <b>1:32.274</b> 4 - 1:57.425				
<b>89</b>	<b>Phillip GLADMAN</b>	<b>GBR</b>	Chevron B8	
1 - 2:19.601    6 - 6:27.661P 2 - 1:42.398    7 - 1:52.718 3 - 1:39.731    8 - 1:37.043 4 - 1:37.673    9 - <b>1:37.038</b> 5 - 1:39.255				
<b>95</b>	<b>Craig JONES</b>	<b>GBR</b>	Lola T70 Mk3	
1 - 3:03.701    6 - 1:35.731    11 - 1:35.825    16 - 1:35.037 2 - 1:45.900    7 - 1:36.851    12 - 1:35.838    17 - <b>1:34.597</b> 3 - 1:44.778    8 - 1:36.088    13 - 1:36.974    18 - 1:35.063 4 - 1:39.131    9 - 1:37.043    14 - 1:35.400 5 - 1:37.908    10 - 1:35.198    15 - 1:35.080				



# Orwell Supersports Cup

## GRID - RACE 4

ROW 12	7 TAYLOR	79 CONTE
ROW 11	42 COLMAN	73 GIRIBALDI
ROW 10	43 BECKETT	61 SNOEK
ROW 9	89 GLADMAN	26 DOUGLAS
ROW 8	95 JONES	27 SCOTT
ROW 7	16 PRICE	28 GATHERCOLE
ROW 6	37 BROOKS	87 LIGUORI
ROW 5	21 MAXWELL	77 MINOPRIO
ROW 4	32 CATLOW	57 RIEGL
ROW 3	33 GRANT	9 BRADLEY
ROW 2	31 PIPER	4 SCHLEIFER
ROW 1	60 BURTON	34 ARNOLD
<b>POLE</b>		
		

Weather / Track : Bright / Dry

These results are provisional until the conclusion of any judicial and technical matters.

Brands Hatch

Circuit Length = 2.6228 miles.

Start: 10:32 End: 11:02

Clerk Of Course:	Stewards:	Timekeeper:
------------------	-----------	-------------

# Orwell Supersports Cup

## RACE CLASSIFICATION - RACE 4

POS	NO	CL	NAME	NAT	CAR	TIME	LAPS	GAP	MPH	BEST
1	60	E	John BURTON	GBR	Chevron B26	31:04.682	21		106.37	1:27.442
2	34	D	Steven ARNOLD	GBR	Chevron B19	31:09.575	21	4.893	106.09	1:27.796
3	31	D	Richard PIPER	GBR	Chevron B19	31:09.662	21	4.980	106.08	1:27.909
4	32	D	Mike CATLOW	GBR	Chevron B19	31:31.274	21	26.592	104.87	1:27.686
5	33	D	John GRANT	GBR	Chevron B19	31:34.116	21	29.434	104.72	1:28.042
6	4	A	Peter SCHLEIFER	GER	Lola T222	31:53.427	21	48.745	103.66	1:27.844
7	21	D	Ross MAXWELL	NZL	Chevon B19	32:28.098	21	1:23.416	101.81	1:30.394
8	37	D	Bob BROOKS	GBR	Lola T212	31:32.344	20	1 LAP	99.82	1:32.431
9	28	D	Jim GATHERCOLE	GBR	Lola T212	32:15.023	20	1 LAP	97.62	1:33.896
10	77	F	Stephen MINOPRIO	GBR	Chevron B16	32:23.852	20	1 LAP	97.18	1:33.379
11	16	B	Glenn PRICE	GBR	McLaren M1C	31:10.015	19	2 LAPS	95.97	1:34.331
12	95	B	Craig JONES	GBR	Lola T70 Mk3	31:10.836	19	2 LAPS	95.92	1:34.519
13	89	C	Phillip GLADMAN	GBR	Chevron B8	31:22.932	19	2 LAPS	95.31	1:37.445
14	26	D	George DOUGLAS	IRL	Martin BM9/10	31:58.820	19	2 LAPS	93.53	1:37.944
15	43	C	David BECKETT	GBR	Nerus Silhouette	32:25.793	19	2 LAPS	92.23	1:40.118
16	73	E	Gualtiero GIRIBALDI	MC	Chevron B23	32:48.182	19	2 LAPS	91.18	1:34.872
17	61	E	Niek SNOEK	NED	TOJ SC204	31:43.519	18	3 LAPS	89.32	1:38.764
18	7	A	Anthony TAYLOR	GBR	McLaren M6B	31:57.026	18	3 LAPS	88.69	1:41.797
19	79	F	Carlo Del CONTE	ITA	GRD 375	32:03.442	17	4 LAPS	83.48	1:48.685

### NOT CLASSIFIED

57	E	Dieter RIEGL	GER	Lola T294	19:57.937	13	D.N.F.	102.52	1:29.702
9	A	Frank BRADLEY	GBR	March 707/717	12:11.313	8	D.N.F.	103.38	1:28.514
42	C	Hugh COLMAN	GBR	Chevron B8	7:13.457	4	D.N.F.	87.28	1:43.182
27	D	Mike SCOTT	GBR	Gropa CMC2	5:03.982	3	D.N.F.	93.40	1:35.735

### FASTEST LAP

60	E	John BURTON		Chevron B26	1:27.442	4	107.98mph	173.77kph
32	D	Mike CATLOW		Chevron B19	1:27.686	16	107.68mph	173.29kph
4	A	Peter SCHLEIFER		Lola T222	1:27.844	15	107.48mph	172.98kph
77	F	Stephen MINOPRIO		Chevron B16	1:33.379	20	101.11mph	162.72kph
16	B	Glenn PRICE		McLaren M1C	1:34.331	18	100.09mph	161.08kph
89	C	Phillip GLADMAN		Chevron B8	1:37.445	3	96.89mph	155.93kph

Weather / Track : Cloudy / Drying

These results are provisional until the conclusion of any judicial and technical matters.

Brands Hatch

Circuit Length = 2.6228 miles.

Start: 15:44 End: 16:15

Clerk Of Course:	Stewards:	Timekeeper:
------------------	-----------	-------------

## Orwell Supersports Cup

### RACE CLASSIFICATION - RACE 4 - LAP CHART

Lap 1			Lap 2			Lap 3			Lap 4			Lap 5		
No	Behind	Laptime	No	Behind	Laptime	No	Behind	Laptime	No	Behind	Laptime	No	Behind	Laptime
34		1:32.883	34		1:29.371	34		1:28.294	34		1:27.796	34		1:28.272
60	1.330	1:34.213	60	0.908	1:28.949	60	0.818	1:28.204	60	0.464	1:27.442	60	0.579	1:28.387
31	1.971	1:34.854	31	1.917	1:29.317	31	1.721	1:28.098	31	2.089	1:28.164	31	2.311	1:28.494
4	4.735	1:37.618	9	7.028	1:31.101	9	7.493	1:28.759	9	8.211	1:28.514	7	1 LAP	1:48.012
9	5.298	1:38.181	33	8.185	1:31.525	33	10.359	1:30.468	33	12.675	1:30.112	9	9.077	1:29.138
33	6.031	1:38.914	4	12.469	1:37.105	32	14.267	1:30.092	32	16.158	1:29.687	33	14.276	1:29.873
32	6.782	1:39.665	32	12.469	1:35.058	4	16.270	1:32.095	4	20.108	1:31.634	32	16.869	1:28.983
57	8.525	1:41.408	57	14.054	1:34.900	57	18.515	1:32.755	57	22.223	1:31.504	79	1 LAP	1:55.705
21	10.690	1:43.573	21	16.367	1:35.048	21	22.437	1:34.364	21	27.792	1:33.151	4	22.536	1:30.700
28	11.969	1:44.852	28	20.578	1:37.980	28	28.574	1:36.290	28	37.516	1:36.738	57	25.275	1:31.324
37	15.533	1:48.416	37	22.984	1:36.822	37	28.955	1:34.265	37	37.642	1:36.483	21	32.140	1:32.620
27	16.441	1:49.324	89	25.173	1:38.043	27	33.434	1:35.735	89	44.944	1:38.416	37	44.338	1:34.968
89	16.501	1:49.384	27	25.993	1:38.923	89	34.324	1:37.445	43	59.003	1:41.860	28	44.992	1:35.748
43	18.621	1:51.504	43	31.437	1:42.187	43	44.939	1:41.796	73	1:01.327	1:36.619	89	55.108	1:38.436
26	21.589	1:54.472	26	37.470	1:45.252	73	52.504	1:38.857	16	1:02.480	1:37.169	43	1:12.274	1:41.543
61	24.297	1:57.180	73	41.941	1:46.326	16	53.107	1:37.861	95	1:05.501	1:38.106	16	1:12.470	1:38.262
73	24.986	1:57.869	16	43.540	1:40.692	26	53.379	1:44.203	26	1:08.671	1:43.088	73	1:12.530	1:39.475
42	25.126	1:58.009	61	44.099	1:49.173	95	55.191	1:39.190	77	1:11.804	1:36.130	95	1:14.204	1:36.975
79	29.986	2:02.869	95	44.295	1:43.053	42	59.610	1:43.182	42	1:15.113	1:43.299	77	1:18.986	1:35.454
7	30.298	2:03.181	42	44.722	1:48.967	61	1:01.913	1:46.108	61	1:22.014	1:47.897	26	1:21.658	1:41.259
95	30.613	2:03.496	7	53.036	1:52.109	77	1:03.470	1:37.330						
16	32.219	2:05.102	79	54.374	1:53.759	7	1:13.419	1:48.677						
77	47.188	2:20.071	77	54.434	1:36.617	79	1:18.893	1:52.813						

**Orwell Supersports Cup**  
**RACE CLASSIFICATION - RACE 4 - LAP CHART**  
 (contd.)

Lap 6			Lap 7			Lap 8			Lap 9			Lap 10		
No	Behind	Laptime	No	Behind	Laptime	No	Behind	Laptime	No	Behind	Laptime	No	Behind	Laptime
34		1:28.150	34		1:29.546	34		1:29.472	34		1:28.534	34		1:28.826
60	0.341	1:27.912	60	0.532	1:29.737	60	1.344	1:30.284	60	0.350	1:27.540	60	0.239	1:28.715
31	2.070	1:27.909	31	1.645	1:29.121	73	1 LAP	1:37.110	79	2 LAPS	1:52.380	31	2.714	1:29.230
9	12.486	1:31.559	26	1 LAP	1:42.211	31	2.064	1:29.891	31	2.310	1:28.780	89	1 LAP	1:38.656
61	1 LAP	1:48.696	9	13.666	1:30.726	95	1 LAP	1:38.404	16	1 LAP	1:36.680	16	1 LAP	1:36.612
33	17.038	1:30.912	33	18.254	1:30.762	77	1 LAP	1:36.590	73	1 LAP	1:36.294	77	1 LAP	1:35.744
32	20.465	1:31.746	32	20.395	1:29.476	43	1 LAP	1:42.224	77	1 LAP	1:34.843	73	1 LAP	1:36.566
7	1 LAP	1:48.304	4	29.569	1:32.843	9	17.529	1:33.335	95	1 LAP	1:36.947	33	21.361	1:29.921
4	26.272	1:31.886	57	30.985	1:31.639	26	1 LAP	1:41.012	33	20.266	1:29.889	32	21.859	1:28.916
57	28.892	1:31.767	61	1 LAP	1:49.561	33	18.911	1:30.129	32	21.769	1:29.945	95	1 LAP	1:38.295
21	37.303	1:33.313	21	41.401	1:33.644	32	20.358	1:29.435	43	1 LAP	1:41.983	79	2 LAPS	1:52.469
79	1 LAP	1:54.693	7	1 LAP	1:48.365	4	29.413	1:29.316	26	1 LAP	1:39.681	4	30.427	1:29.434
37	49.136	1:32.948	37	52.314	1:32.724	57	31.413	1:29.900	4	29.819	1:28.940	57	34.987	1:30.825
28	50.796	1:33.954	28	55.345	1:34.095	21	43.713	1:31.784	57	32.988	1:30.109	43	1 LAP	1:41.614
89	1:05.934	1:38.976	79	1 LAP	1:51.867	61	1 LAP	1:50.297	21	46.714	1:31.535	26	1 LAP	1:40.495
16	1:21.869	1:37.549	89	1:15.587	1:39.199	37	56.418	1:33.576	37	1:00.924	1:33.040	21	49.009	1:31.121
73	1:23.962	1:39.582	16	1:28.656	1:36.333	28	59.769	1:33.896	28	1:07.973	1:36.738	37	1:05.191	1:33.093
95	1:24.851	1:38.797				7	1 LAP	1:47.060	61	1 LAP	1:43.820	28	1:14.972	1:35.825
77	1:26.705	1:35.869				89	1:25.550	1:39.435	7	1 LAP	1:46.012	61	1 LAP	1:41.767
43	1:26.975	1:42.851												

**Orwell Supersports Cup**  
**RACE CLASSIFICATION - RACE 4 - LAP CHART**  
 (contd.)

Lap 11			Lap 12			Lap 13			Lap 14			Lap 15		
No	Behind	Laptime	No	Behind	Laptime	No	Behind	Laptime	No	Behind	Laptime	No	Behind	Laptime
60		1:27.919	60		1:28.518	60		1:27.727	60		1:28.088	60		1:28.709
34	1.152	1:29.310	34	1.581	1:28.947	28	1 LAP	1:35.678	34	2.850	1:28.965	43	2 LAPS	1:43.050
31	3.477	1:28.921	31	3.130	1:28.171	34	1.973	1:28.119	31	3.556	1:28.161	34	2.346	1:28.205
7	2 LAPS	1:45.340	61	2 LAPS	1:45.825	31	3.483	1:28.080	79	3 LAPS	1:49.747	31	3.352	1:28.505
89	1 LAP	1:37.458	7	2 LAPS	1:44.168	32	25.882	1:28.836	28	1 LAP	1:34.708	28	1 LAP	1:36.028
16	1 LAP	1:36.081	32	24.773	1:29.536	33	27.081	1:29.311	32	25.714	1:27.920	79	3 LAPS	1:48.685
77	1 LAP	1:34.121	89	1 LAP	1:37.460	61	2 LAPS	1:44.802	33	27.035	1:28.042	32	25.013	1:28.008
32	23.755	1:30.054	33	25.497	1:29.841	77	1 LAP	1:33.818	4	38.761	1:30.134	33	27.162	1:28.836
33	24.174	1:30.971	77	1 LAP	1:34.450	89	1 LAP	1:38.597	77	1 LAP	1:34.359	4	37.896	1:27.844
73	1 LAP	1:38.236	16	1 LAP	1:37.599	4	36.715	1:29.212	61	2 LAPS	1:42.855	77	1 LAP	1:33.836
95	1 LAP	1:36.612	4	35.230	1:32.572	16	1 LAP	1:37.797	89	1 LAP	1:37.966	61	2 LAPS	1:42.645
4	31.176	1:28.907	73	1 LAP	1:38.035	57	42.390	1:31.801	16	1 LAP	1:37.775	89	1 LAP	1:41.754
57	37.132	1:30.303	95	1 LAP	1:35.959	7	2 LAPS	1:46.806	73	1 LAP	1:36.949	16	1 LAP	1:36.314
79	2 LAPS	1:50.677	57	38.316	1:29.702	73	1 LAP	1:36.946	95	1 LAP	1:37.129	73	1 LAP	1:34.872
43	1 LAP	1:40.118	21	56.244	1:32.851	95	1 LAP	1:36.131	7	2 LAPS	1:42.944	95	1 LAP	1:34.938
26	1 LAP	1:37.986	43	1 LAP	1:41.356	21	1:00.275	1:31.758	21	1:02.945	1:30.758	21	1:05.409	1:31.173
21	51.911	1:31.060	26	1 LAP	1:39.543	26	1 LAP	1:39.992	26	1 LAP	1:38.536	7	2 LAPS	1:41.797
37	1:10.306	1:33.273	79	2 LAPS	1:51.416	43	1 LAP	1:41.309	37	1:24.591	1:33.054			
28	1:21.823	1:35.009	37	1:14.921	1:33.133	37	1:19.625	1:32.431						

**Orwell Supersports Cup**  
**RACE CLASSIFICATION - RACE 4 - LAP CHART**  
 (contd.)


Lap 16			Lap 17			Lap 18			Lap 19			Lap 20		
No	Behind	Laptime	No	Behind	Laptime	No	Behind	Laptime	No	Behind	Laptime	No	Behind	Laptime
60		1:28.270	60		1:28.204	60		1:27.543	60		1:29.437	60		1:29.222
37	1 LAP	1:33.750	34	3.199	1:28.217	34	6.050	1:30.394	34	5.342	1:28.729	34	4.738	1:28.618
34	3.186	1:29.110	31	4.010	1:28.765	31	6.830	1:30.363	79	4 LAPS	1:54.923	31	5.542	1:28.568
31	3.449	1:28.367	37	1 LAP	1:34.129	7	3 LAPS	1:43.756	31	6.196	1:28.803	89	2 LAPS	1:39.336
26	2 LAPS	1:39.410	26	2 LAPS	1:37.944	37	1 LAP	1:33.733	61	3 LAPS	1:43.649	37	1 LAP	1:35.203
43	2 LAPS	1:42.101	32	25.980	1:29.755	73	2 LAPS	2:02.423	37	1 LAP	1:32.690	61	3 LAPS	1:43.505
28	1 LAP	1:36.179	43	2 LAPS	1:41.591	26	2 LAPS	1:37.971	7	3 LAPS	1:42.370	32	26.972	1:29.532
32	24.429	1:27.686	33	28.473	1:29.088	32	27.011	1:28.574	32	26.662	1:29.088	33	29.978	1:29.227
33	27.589	1:28.697	28	1 LAP	1:36.458	33	29.890	1:28.960	33	29.973	1:29.520	79	4 LAPS	1:53.800
4	38.903	1:29.277	4	42.539	1:31.840	28	1 LAP	1:36.451	26	2 LAPS	1:38.431	7	3 LAPS	1:43.167
79	3 LAPS	1:50.257	77	1 LAP	1:34.207	43	2 LAPS	1:41.710	4	45.454	1:30.999	26	2 LAPS	1:38.035
77	1 LAP	1:34.080	79	3 LAPS	1:49.644	4	43.892	1:28.896	73	2 LAPS	1:56.557	4	46.735	1:30.503
16	1 LAP	1:36.076	21	1:12.399	1:31.198	77	1 LAP	1:33.906	28	1 LAP	1:37.508	28	1 LAP	1:37.946
89	1 LAP	1:38.313	16	1 LAP	1:35.758	21	1:18.021	1:33.165	43	2 LAPS	1:42.045	43	2 LAPS	1:43.280
95	1 LAP	1:35.725	95	1 LAP	1:34.991	16	1 LAP	1:35.333	77	1 LAP	1:35.142	77	1 LAP	1:33.906
21	1:09.405	1:32.266	89	1 LAP	1:37.578	95	1 LAP	1:34.972	21	1:19.125	1:30.541	73	2 LAPS	1:58.179
73	1 LAP	1:40.084	61	2 LAPS	1:38.764	89	1 LAP	1:37.758	16	1 LAP	1:34.331	21	1:20.297	1:30.394
61	2 LAPS	1:43.464							95	1 LAP	1:34.519			
7	2 LAPS	1:42.014												

**Orwell Supersports Cup**  
**RACE CLASSIFICATION - RACE 4 - LAP CHART**  
 (contd.)

Lap 21			Lap 22			Lap 23			Lap 24			Lap 25		
No	Behind	Laptime	No	Behind	Laptime	No	Behind	Laptime	No	Behind	Laptime	No	Behind	Laptime
60		1:29.662												
34	4.893	1:29.817												
31	4.980	1:29.100												
16	2 LAPS	1:36.691												
95	2 LAPS	1:36.597												
89	2 LAPS	1:38.722												
32	26.592	1:29.282												
37	1 LAP	1:34.613												
33	29.434	1:29.118												
61	3 LAPS	1:43.511												
4	48.745	1:31.672												
7	3 LAPS	1:42.944												
26	2 LAPS	1:39.299												
79	4 LAPS	1:57.738												
28	1 LAP	1:42.942												
77	1 LAP	1:33.379												
43	2 LAPS	1:41.671												
21	1:23.416	1:32.781												
73	2 LAPS	1:57.203												

# Orwell Supersports Cup

## GRID - RACE 11

ROW 12	27	SCOTT	
ROW 11	9	BRADLEY	42 COLMAN
ROW 10	79	CONTE	57 RIEGL
ROW 9	61	SNOEK	7 TAYLOR
ROW 8	43	BECKETT	73 GIRIBALDI
ROW 7	89	GLADMAN	26 DOUGLAS
ROW 6	16	PRICE	95 JONES
ROW 5	28	GATHERCOLE	77 MINOPRIO
ROW 4	21	MAXWELL	37 BROOKS
ROW 3	33	GRANT	4 SCHLEIFER
ROW 2	31	PIPER	32 CATLOW
ROW 1	60	BURTON	34 ARNOLD
<b>POLE</b>			
			

**Weather / Track : Cloudy / Drying**  
**These times are provisional until the conclusion of any judicial and technical matters.**

Brands Hatch  
 Circuit Length = 2.6228 miles.  
 Start: 15:44 End: 16:15

Clerk Of Course:	Stewards:	Timekeeper:
------------------	-----------	-------------



# Orwell Supersports Cup

## RACE CLASSIFICATION - RACE 11

POS	NO	CL	NAME	NAT	CAR	TIME	LAPS	GAP	MPH	BEST
1	60	E	John BURTON	GBR	Chevron B26	21:12.807	14		103.91	1:27.143
2	33	D	John GRANT	GBR	Chevron B19	21:14.851	14	2.044	103.74	1:27.615
3	34	D	Steven ARNOLD	GBR	Chevron B19	21:19.067	14	6.260	103.40	1:27.292
4	32	D	Mike CATLOW	GBR	Chevron B19	21:25.689	14	12.882	102.86	1:27.327
5	31	D	Richard PIPER	GBR	Chevron B19	21:39.777	14	26.970	101.75	1:27.562
6	21	D	Ross MAXWELL	NZL	Chevon B19	22:01.144	14	48.337	100.10	1:30.064
7	37	D	Bob BROOKS	GBR	Lola T212	22:45.828	14	1:33.021	96.83	1:31.504
8	16	B	Glenn PRICE	GBR	McLaren M1C	21:17.943	13	1 LAP	96.10	1:34.562
9	95	B	Craig JONES	GBR	Lola T70 Mk3	21:23.731	13	1 LAP	95.67	1:34.613
10	26	D	George DOUGLAS	IRL	Martin BM9/10	21:47.761	13	1 LAP	93.91	1:34.323
11	89	C	Phillip GLADMAN	GBR	Chevron B8	22:07.973	13	1 LAP	92.48	1:34.881
12	73	E	Gualtiero GIRIBALDI	MC	Chevron B23	22:18.726	13	1 LAP	91.74	1:34.706
13	43	C	David BECKETT	GBR	Nerus Silhouette	22:55.975	13	1 LAP	89.25	1:40.657
14	7	A	Anthony TAYLOR	GBR	McLaren M6B	23:09.419	13	1 LAP	88.39	1:40.135
15	79	F	Carlo Del CONTE	ITA	GRD 375	22:51.578	12	2 LAPS	82.65	1:49.095
16	4	A	Peter SCHLEIFER	GER	Lola T222	22:59.363	12	2 LAPS	82.19	1:28.358

### NOT CLASSIFIED

28	D	Jim GATHERCOLE	GBR	Lola T212	14:22.148	9	D.N.F.	98.64	1:33.779
61	E	Niek SNOEK	NED	TOJ SC204	16:19.914	9	D.N.F.	86.79	1:42.762
77	F	Stephen MINOPRIO	GBR	Chevron B16	6:23.435	4	D.N.F.	98.67	1:33.659
57	E	Dieter RIEGL	GER	Lola T294	1:42.672	1	D.N.F.	92.62	1:42.672

### FASTEST LAP

60	E	John BURTON		Chevron B26	1:27.143	4	108.35mph	174.37kph
34	D	Steven ARNOLD		Chevron B19	1:27.292	4	108.16mph	174.07kph
4	A	Peter SCHLEIFER		Lola T222	1:28.358	8	106.86mph	171.97kph
77	F	Stephen MINOPRIO		Chevron B16	1:33.659	3	100.81mph	162.24kph
16	B	Glenn PRICE		McLaren M1C	1:34.562	4	99.85mph	160.69kph
89	C	Phillip GLADMAN		Chevron B8	1:34.881	5	99.51mph	160.15kph

Weather / Track : Cloudy / Wet

These results are provisional until the conclusion of any judicial and technical matters.

Brands Hatch

Circuit Length = 2.6228 miles.

Start: 15:23 End: 15:44

Clerk Of Course:	Stewards:	Timekeeper:
------------------	-----------	-------------

## Orwell Supersports Cup

### RACE CLASSIFICATION - RACE 11 - LAP CHART

Lap 1			Lap 2			Lap 3			Lap 4			Lap 5		
No	Behind	Laptime	No	Behind	Laptime	No	Behind	Laptime	No	Behind	Laptime	No	Behind	Laptime
60		1:31.775	60		1:28.327	60		1:27.319	60		1:27.143	60		1:27.583
31	1.173	1:32.948	31	0.975	1:28.129	31	1.463	1:27.807	31	1.882	1:27.562	79	1 LAP	1:49.453
33	1.381	1:33.156	33	1.606	1:28.552	33	1.910	1:27.623	33	2.382	1:27.615	31	1.901	1:27.602
32	1.710	1:33.485	32	2.106	1:28.723	32	2.807	1:28.020	32	2.991	1:27.327	33	2.519	1:27.720
34	2.106	1:33.881	34	2.567	1:28.788	34	3.601	1:28.353	34	3.750	1:27.292	32	3.157	1:27.749
4	2.318	1:34.093	4	3.114	1:29.123	4	5.465	1:29.670	4	6.855	1:28.533	34	3.806	1:27.639
21	3.787	1:35.562	21	6.261	1:30.801	21	10.354	1:31.412	21	13.275	1:30.064	4	8.567	1:29.295
37	4.812	1:36.587	37	7.989	1:31.504	37	13.216	1:32.546	37	18.086	1:32.013	21	16.062	1:30.370
28	5.973	1:37.748	28	12.790	1:35.144	28	21.254	1:35.783	77	28.871	1:34.730	37	23.393	1:32.890
77	8.357	1:40.132	77	14.944	1:34.914	77	21.284	1:33.659	28	30.129	1:36.018	16	40.133	1:34.961
16	9.497	1:41.272	16	17.393	1:36.223	16	25.336	1:35.262	16	32.755	1:34.562	28	40.227	1:37.681
95	9.973	1:41.748	95	18.746	1:37.100	95	26.534	1:35.107	95	34.225	1:34.834	95	41.259	1:34.617
57	10.897	1:42.672	26	19.687	1:36.069	26	27.819	1:35.451	26	34.999	1:34.323	26	43.184	1:35.768
26	11.945	1:43.720	89	20.512	1:36.280	89	28.444	1:35.251	89	36.774	1:35.473	89	44.072	1:34.881
89	12.559	1:44.334	73	21.789	1:36.093	73	30.101	1:35.631	73	38.521	1:35.563	73	45.644	1:34.706
73	14.023	1:45.798	7	31.306	1:42.454	43	47.392	1:42.786	43	1:00.906	1:40.657	43	1:14.039	1:40.716
7	17.179	1:48.954	43	31.925	1:42.502	7	47.821	1:43.834	7	1:01.683	1:41.005	7	1:14.433	1:40.333
43	17.750	1:49.525	61	32.387	1:42.762	61	48.140	1:43.072	61	1:09.014	1:48.017			
61	17.952	1:49.727	79	43.315	1:49.095	79	1:05.488	1:49.492						
79	22.547	1:54.322												

**Orwell Supersports Cup**  
**RACE CLASSIFICATION - RACE 11 - LAP CHART**  
 (contd.)

Lap 6			Lap 7			Lap 8			Lap 9			Lap 10		
No	Behind	Laptime	No	Behind	Laptime	No	Behind	Laptime	No	Behind	Laptime	No	Behind	Laptime
60		1:28.807	60		1:28.841	60		1:29.613	60		1:28.017	60		1:28.442
31	1.633	1:28.539	31	0.728	1:27.936	31	0.489	1:29.374	31	0.792	1:28.320	31	0.580	1:28.230
61	1 LAP	1:50.521	33	2.210	1:27.876	33	1.492	1:28.895	33	1.368	1:27.893	33	1.543	1:28.617
33	3.175	1:29.463	32	4.249	1:28.742	34	4.220	1:29.267	34	3.526	1:27.323	34	3.019	1:27.935
32	4.348	1:29.998	34	4.566	1:28.681	32	5.626	1:30.990	32	6.059	1:28.450	32	6.065	1:28.448
34	4.726	1:29.727	4	12.655	1:30.145	7	1 LAP	1:41.425	4	15.497	1:32.114	79	2 LAPS	1:52.040
4	11.351	1:31.591	21	21.581	1:30.720	43	1 LAP	1:42.879	7	1 LAP	1:40.135	4	19.874	1:32.819
21	19.702	1:32.447	61	1 LAP	1:50.839	4	11.400	1:28.358	43	1 LAP	1:40.857	21	31.703	1:33.598
79	1 LAP	1:56.123	37	35.232	1:34.217	21	23.176	1:31.208	21	26.547	1:31.388	7	1 LAP	1:40.725
37	29.856	1:35.270	79	1 LAP	1:51.510	37	39.260	1:33.641	37	44.602	1:33.359	43	1 LAP	1:42.659
16	46.537	1:35.211	16	53.231	1:35.535	61	1 LAP	1:48.577	28	1:04.723	1:34.808	37	52.854	1:36.694
28	48.208	1:36.788	28	53.766	1:34.399	28	57.932	1:33.779	16	1:06.976	1:35.100	16	1:15.304	1:36.770
95	49.129	1:36.677	95	54.901	1:34.613	16	59.893	1:36.275	95	1:07.375	1:34.978	95	1:15.983	1:37.050
89	51.421	1:36.156	89	58.210	1:35.630	95	1:00.414	1:35.126	61	1 LAP	1:51.753	89	1:22.715	1:39.100
26	51.653	1:37.276	26	59.063	1:36.251	89	1:04.313	1:35.716	89	1:12.057	1:35.761	26	1:23.681	1:39.780
73	1:01.206	1:44.369	73	1:09.467	1:37.102	26	1:04.607	1:35.157	26	1:12.343	1:35.753			
7	1:26.066	1:40.440				79	1 LAP	1:52.752	73	1:25.410	1:37.285			
43	1:26.076	1:40.844				73	1:16.142	1:36.288						

**Orwell Supersports Cup**  
**RACE CLASSIFICATION - RACE 11 - LAP CHART**  
 (contd.)

Lap 11			Lap 12			Lap 13			Lap 14			Lap 15		
No	Behind	Laptime	No	Behind	Laptime	No	Behind	Laptime	No	Behind	Laptime	No	Behind	Laptime
60		1:31.747	60		1:36.405	60		1:39.642	60		1:39.146			
31	0.127	1:31.294	34	0.381	1:34.613	33	1.342	1:39.406	33	2.044	1:39.848			
33	0.535	1:30.739	33	1.578	1:37.448	34	7.378	1:46.639	16	1 LAP	1:47.613			
34	2.173	1:30.901	26	1 LAP	1:46.855	32	11.180	1:42.678	34	6.260	1:38.028			
61	2 LAPS	1:54.646	31	7.639	1:43.917	31	16.461	1:48.464	95	1 LAP	1:51.662			
32	6.590	1:32.272	32	8.144	1:37.959	26	1 LAP	1:55.716	32	12.882	1:40.848			
73	1 LAP	1:42.561	73	1 LAP	1:56.472	89	1 LAP	2:01.274	31	26.970	1:49.655			
79	2 LAPS	1:52.360	21	41.587	1:40.922	21	44.393	1:42.448	26	1 LAP	1:55.642			
21	37.070	1:37.114	79	2 LAPS	2:00.590	73	1 LAP	1:58.700	21	48.337	1:43.090			
7	1 LAP	1:50.170	43	1 LAP	1:53.730	79	2 LAPS	2:01.830	89	1 LAP	2:15.749			
43	1 LAP	1:47.519	7	1 LAP	1:55.428	37	1:23.337	1:47.836	73	1 LAP	1:58.158			
37	1:05.626	1:44.519	37	1:15.143	1:45.922	43	1 LAP	1:56.371	37	1:33.021	1:48.830			
16	1:26.107	1:42.550	16	1:36.311	1:46.609	4	2 LAPS	5:57.796P	79	2 LAPS	2:02.011			
95	1:26.957	1:42.721	95	1:38.050	1:47.498	7	1 LAP	2:01.589	43	1 LAP	1:54.930			
89	1:33.336	1:42.368							4	2 LAPS	1:55.826			
									7	1 LAP	2:02.927			

## HSCC 70s Roadsports Championship Race

### QUALIFYING - RACE 5

POS	NO	CL	NAME	NAT	ENTRY	TIME	LAPS	GAP	MPH
1	69	F	Andy SHEPHERD		Lotus Seven Series 2	1:48.656	11		86.89
2	24	B	Charles BARTER		Datsun 240 Z	1:49.106	11	0.450	86.54
3	7	A	Richard THORNE		Morgan +8	1:50.095	11	1.439	85.76
4	54	F	Chris HOLLAND		Lotus 7 S4	1:50.328	11	1.672	85.58
5	27	B	Matthew BANNISTER		Datsun 240 Z	1:51.767	10	3.111	84.48
6	44	C	Alan HARPER		Lotus Elan S4	1:53.306	10	4.650	83.33
7	43	C	Howard BENTHAM		Lotus Europa	1:53.448	10	4.792	83.22
8	4	A	Robin GRAY		Pontiac Firebird	1:53.572	8	4.916	83.13
9	9	B	Julian BARTER		TVR 3000M	1:53.599	9	4.943	83.11
10	68	F	Chris OVERTON		Lotus Seven S4	1:53.659	10	5.003	83.07
11	42	C	Bill BRAITHWAITE		Lotus Europa	1:54.518	10	5.862	82.45
12	33	B	Clive FOSKETT		Datsun 240Z	1:55.086	10	6.430	82.04
13	15	A	Philip McKELVEY		Morgan +8	1:55.190	10	6.534	81.97
14	31	A	Mark BENNETT		MGB GT V8	1:55.521	10	6.865	81.73
15	16	A	Trevor ROWNEY		MGB GTV8	1:55.662	10	7.006	81.63
16	36	B	Geoff PARKINSON		TVR 3000M	1:56.104	10	7.448	81.32
17	62	D2	James CALVERT		VW Porsche 914/4	1:56.383	10	7.727	81.12
18	77	A	Andrew SHARP		Porsche 928	1:56.402	10	7.746	81.11
19	1	D2	Adam BAGNALL		Triumph GT6 Mk3	1:56.604	6	7.948	80.97
20	51	B	Julian GAMMAGE		Triumph TR6	1:57.701	10	9.045	80.22
21	26	B	Paul STAFFORD		Datsun 240 Z	1:58.767	10	10.111	79.50
22	37	B	Ken DAVIES		Porsche 911E	1:59.806	9	11.150	78.81
23	14	D1	Jai SHARMA		Lancia Fulvia	2:00.549	10	11.893	78.32
24	57	D2	Mark OLDFIELD		Alfa Romeo Alfetta GTV	2:01.420	10	12.764	77.76
25	12	B	Neil CONDLIFFE		TVR 3000M	2:01.725	9	13.069	77.56
26	3	A	Paul CONWAY		Morgan +8	2:01.729	9	13.073	77.56
27	20	D2	John HILLON		Porsche 924	2:02.008	9	13.352	77.38
28	39	D2	Jonathan HARTOP		Alfa Romeo 2000GTV	2:02.233	9	13.577	77.24
29	21	B	Peter GREGORY		Masarati Merak	2:02.893	10	14.237	76.83
30	63	D1	Jeremy ANSTEAD		Fiat X19	2:04.359	9	15.703	75.92
31	11	E	Fos WILSON		MG Midget	2:04.738	9	16.082	75.69
32	60	D2	David MARSHALL		Lancia Beta Monte Carlo	2:05.138	9	16.482	75.45
33	10	D1	Nigel ASHLEY		Alfa Romeo GT Junior	2:05.507	9	16.851	75.23
34	53	E	Lucy HAMMOND		Triumph Spitfire	2:05.625	9	16.969	75.16
35	50	D2	Matthew HAMMOND		Triumph TR7	2:05.827	9	17.171	75.04
36	34	D2	Sarah HUTCHISON		Lancia Beta	2:06.485	8	17.829	74.65
37	29	A	Philip BRIGGS		Porsche 928	2:07.074	7	18.418	74.30
38	25	D2	Will FINN		Alfa Romeo GTV 2000	2:07.612	7	18.956	73.99
39	65	D2	Steve COOKE		Triumph GT6 Mk3	2:12.172	9	23.516	71.43
40	48	D1	Guy HARTNELL		Lancia Fulvia HF	3:43.152	1	1:54.496	42.31

Brands Hatch  
Circuit Length = 2.6228 miles.  
Start: 11:10 End: 11:30

Weather / Track - Bright / Dry

These results are provisional until the conclusion of any judicial and technical matters.

Clerk of Course:	Stewards:	Timekeeper:

## HSCC 70s Roadsports Championship Race

### LAP ANALYSIS

<b>1</b>	<b>Adam BAGNALL</b>	Triumph GT6 Mk3	
1 -	3:31.922	6 - <b>1:56.604</b>	
2 -	2:02.969		
3 -	2:00.234		
4 -	1:57.743		
5 -	1:57.196		
<b>3</b>	<b>Paul CONWAY</b>	Morgan +8	
1 -	3:30.257	6 - 2:03.174	
2 -	2:15.898	7 - <b>2:01.729</b>	
3 -	2:09.710	8 - 2:03.307	
4 -	2:07.129	9 - 2:02.085	
5 -	2:05.968		
<b>4</b>	<b>Robin GRAY</b>	Pontiac Firebird	
1 -	3:33.383	6 - <b>1:53.572</b>	
2 -	1:59.418	7 - 1:54.995	
3 -	1:58.156	8 - 2:05.880	
4 -	1:54.207		
5 -	1:53.789		
<b>7</b>	<b>Richard THORNE</b>	Morgan +8	
1 -	2:35.323	6 - 1:54.881	11 - 1:51.301
2 -	1:56.639	7 - 1:55.424	
3 -	1:53.372	8 - 1:51.812	
4 -	1:53.583	9 - <b>1:50.095</b>	
5 -	1:52.043	10 - 1:51.858	
<b>9</b>	<b>Julian BARTER</b>	TVR 3000M	
1 -	3:18.929	6 - 1:57.098	
2 -	2:01.877	7 - 1:54.038	
3 -	2:11.576	8 - <b>1:53.599</b>	
4 -	3:41.956P	9 - 1:54.532	
5 -	2:06.083		
<b>10</b>	<b>Nigel ASHLEY</b>	Alfa Romeo GT Junior	
1 -	3:10.157	6 - 2:06.055	
2 -	2:21.979	7 - 2:07.075	
3 -	2:12.390	8 - 2:06.326	
4 -	2:10.646	9 - <b>2:05.507</b>	
5 -	2:08.942		

# HSCC 70s Roadsports Championship Race

## LAP ANALYSIS

(contd.)

<b>11</b>	<b>Fos WILSON</b>	MG Midget
1 - 3:31.489	6 - 2:07.286	
2 - 2:19.262	7 - <b>2:04.738</b>	
3 - 2:09.782	8 - 2:06.627	
4 - 2:09.098	9 - 2:05.295	
5 - 2:09.963		
<b>12</b>	<b>Neil CONDLIFFE</b>	TVR 3000M
1 - 3:28.617	6 - 2:05.782	
2 - 2:13.586	7 - 2:04.452	
3 - 2:06.537	8 - 2:01.971	
4 - 2:07.198	9 - <b>2:01.725</b>	
5 - 2:04.745		
<b>14</b>	<b>Jai SHARMA</b>	Lancia Fulvia
1 - 3:01.397	6 - 2:02.168	
2 - 2:04.497	7 - <b>2:00.549</b>	
3 - 2:05.821	8 - 2:02.134	
4 - 2:03.553	9 - 2:03.826	
5 - 2:01.645	10 - 2:00.591	
<b>15</b>	<b>Philip McKELVEY</b>	Morgan +8
1 - 2:28.699	6 - 1:59.308	
2 - 1:58.465	7 - 2:00.131	
3 - 1:56.029	8 - 1:59.497	
4 - 1:56.956	9 - 2:04.547	
5 - <b>1:55.190</b>	10 - 1:57.529	
<b>16</b>	<b>Trevor ROWNEY</b>	MGB GTV8
1 - 2:36.014	6 - 1:55.971	
2 - 1:58.908	7 - 2:00.153	
3 - 1:57.852	8 - <b>1:55.662</b>	
4 - 1:57.469	9 - 1:57.398	
5 - 1:56.850	10 - 1:58.571	
<b>20</b>	<b>John HILLON</b>	Porsche 924
1 - 2:53.215	6 - 2:03.440	
2 - 2:09.570	7 - 2:03.094	
3 - 2:03.914	8 - <b>2:02.008</b>	
4 - 2:02.999	9 - 2:07.663	
5 - 2:02.203		

## HSCC 70s Roadsports Championship Race LAP ANALYSIS

(contd.)

<b>21</b>	<b>Peter GREGORY</b>	Masarati Merak	
1 -	3:16.124	6 - 2:04.780	
2 -	2:07.613	7 - 2:04.730	
3 -	2:08.664	8 - <b>2:02.893</b>	
4 -	2:04.962	9 - 2:04.255	
5 -	2:06.290	10 - 2:03.037	
<b>24</b>	<b>Charles BARTER</b>	Datsun 240 Z	
1 -	2:44.025	6 - 1:51.669	11 - 1:50.440
2 -	2:01.457	7 - 1:51.994	
3 -	1:51.427	8 - 1:50.770	
4 -	1:51.572	9 - 1:49.146	
5 -	<b>1:49.106</b>	10 - 1:50.025	
<b>25</b>	<b>Will FINN</b>	Alfa Romeo GTV 2000	
1 -	3:36.595	6 - 2:27.922	
2 -	2:11.180	7 - 2:18.485	
3 -	2:10.960		
4 -	<b>2:07.612</b>		
5 -	5:43.193P		
<b>26</b>	<b>Paul STAFFORD</b>	Datsun 240 Z	
1 -	3:47.765	6 - 2:00.138	
2 -	2:02.748	7 - <b>1:58.767</b>	
3 -	2:00.925	8 - 1:58.956	
4 -	2:04.838	9 - 1:58.975	
5 -	2:04.632	10 - 2:16.759	
<b>27</b>	<b>Matthew BANNISTER</b>	Datsun 240 Z	
1 -	3:32.597	6 - 1:52.685	
2 -	1:57.215	7 - 1:52.025	
3 -	2:01.183	8 - <b>1:51.767</b>	
4 -	1:54.857	9 - 1:56.883	
5 -	1:52.078	10 - 1:52.315	
<b>29</b>	<b>Philip BRIGGS</b>	Porsche 928	
1 -	2:38.711	6 - 2:13.619	
2 -	2:24.116	7 - <b>2:07.074</b>	
3 -	2:11.787		
4 -	2:13.386		
5 -	2:09.780		



## HSCC 70s Roadsports Championship Race LAP ANALYSIS

(contd.)

<b>31</b>	<b>Mark BENNETT</b>	MGB GT V8
1 -	2:47.051	6 - 1:58.008
2 -	2:03.510	7 - 1:56.072
3 -	1:59.507	8 - 1:56.027
4 -	1:57.328	9 - 1:56.848
5 -	<b>1:55.521</b>	10 - 1:57.609
<b>33</b>	<b>Clive FOSKETT</b>	Datsun 240Z
1 -	3:33.095	6 - 1:58.893
2 -	2:11.909	7 - <b>1:55.086</b>
3 -	1:58.386	8 - 1:55.515
4 -	2:04.473	9 - 1:56.086
5 -	1:57.714	10 - 2:10.383
<b>34</b>	<b>Sarah HUTCHISON</b>	Lancia Beta
1 -	3:39.761	6 - 2:10.146
2 -	2:13.794	7 - 2:11.346
3 -	2:10.893	8 - <b>2:06.485</b>
4 -	3:19.320P	
5 -	2:22.791	
<b>36</b>	<b>Geoff PARKINSON</b>	TVR 3000M
1 -	3:32.444	6 - 2:01.135
2 -	2:03.025	7 - 1:59.137
3 -	2:02.562	8 - 2:02.138
4 -	1:59.208	9 - 2:11.596
5 -	1:58.755	10 - <b>1:56.104</b>
<b>37</b>	<b>Ken DAVIES</b>	Porsche 911E
1 -	2:54.709	6 - 2:00.885
2 -	2:05.360	7 - 2:00.868
3 -	2:00.433	8 - <b>1:59.806</b>
4 -	2:01.299	9 - 1:59.864
5 -	2:00.462	
<b>39</b>	<b>Jonathan HARTOP</b>	Alfa Romeo 2000GTV
1 -	3:32.071	6 - 2:06.033
2 -	2:14.662	7 - 2:03.817
3 -	2:03.676	8 - <b>2:02.233</b>
4 -	2:12.248	9 - 2:04.657
5 -	2:06.468	

## HSCC 70s Roadsports Championship Race LAP ANALYSIS

(contd.)

<b>42</b>	<b>Ross BRAITHWAITE</b>	Lotus Europa
1 -	3:28.783	6 - 1:57.903
2 -	2:06.299	7 - 1:55.718
3 -	2:06.616	8 - 1:56.183
4 -	2:28.769	9 - 1:56.180
5 -	2:01.113	10 - <b>1:54.518</b>
<b>43</b>	<b>Howard BENTHAM</b>	Lotus Europa
1 -	3:14.486	6 - 1:54.170
2 -	1:59.717	7 - 1:54.751
3 -	1:58.522	8 - 1:53.882
4 -	1:55.858	9 - 1:53.526
5 -	<b>1:53.448</b>	10 - 1:53.870
<b>44</b>	<b>Alan HARPER</b>	Lotus Elan S4
1 -	2:32.624	6 - 1:58.778
2 -	1:59.617	7 - 3:18.182P
3 -	1:55.161	8 - 2:04.784
4 -	1:54.776	9 - <b>1:53.306</b>
5 -	1:54.457	10 - 1:56.102
<b>48</b>	<b>Guy HARTNELL</b>	Lancia Fulvia HF
1 -	<b>3:43.152</b>	
<b>50</b>	<b>Matthew HAMMOND</b>	Triumph TR7
1 -	3:10.184	6 - 2:07.399
2 -	2:13.355	7 - 2:06.755
3 -	2:16.285	8 - 2:07.846
4 -	2:11.629	9 - <b>2:05.827</b>
5 -	2:07.186	
<b>51</b>	<b>Julian GAMMAGE</b>	Triumph TR6
1 -	2:53.329	6 - 1:58.813
2 -	2:05.181	7 - 1:59.314
3 -	1:59.954	8 - 1:59.120
4 -	2:00.840	9 - 1:59.749
5 -	<b>1:57.701</b>	10 - 1:58.006

## HSCC 70s Roadsports Championship Race LAP ANALYSIS

(contd.)

<b>53</b>	<b>Lucy HAMMOND</b>	Triumph Spitfire	
1 -	3:07.639	6 - 2:08.248	
2 -	2:14.865	7 - <b>2:05.625</b>	
3 -	2:14.736	8 - 2:08.365	
4 -	2:13.157	9 - 2:06.376	
5 -	2:06.653		
<b>54</b>	<b>Chris HOLLAND</b>	Lotus 7 S4	
1 -	2:32.177	6 - 1:55.734	11 - 1:51.204
2 -	1:53.747	7 - 1:53.439	
3 -	1:53.689	8 - 1:53.632	
4 -	1:54.062	9 - 1:51.491	
5 -	1:54.796	10 - <b>1:50.328</b>	
<b>57</b>	<b>Mark OLDFIELD</b>	Alfa Romeo Alfetta GTV	
1 -	3:19.136	6 - <b>2:01.420</b>	
2 -	2:08.450	7 - 2:02.749	
3 -	2:10.195	8 - 2:02.135	
4 -	2:13.543	9 - 2:01.496	
5 -	2:02.635	10 - 2:29.048P	
<b>60</b>	<b>David MARSHALL</b>	Lancia Beta Monte Carlo	
1 -	3:28.099	6 - 2:12.298	
2 -	2:17.738	7 - 2:06.028	
3 -	2:13.006	8 - <b>2:05.138</b>	
4 -	2:11.035	9 - 2:05.160	
5 -	2:11.430		
<b>62</b>	<b>James CALVERT</b>	VW Porsche 914/4	
1 -	3:17.348	6 - 1:57.073	
2 -	2:08.264	7 - 1:57.270	
3 -	2:06.303	8 - 1:56.924	
4 -	1:58.538	9 - 1:59.043	
5 -	2:01.052	10 - <b>1:56.383</b>	
<b>63</b>	<b>Jeremy ANSTEAD</b>	Fiat X19	
1 -	3:18.295	6 - <b>2:04.359</b>	
2 -	2:08.470	7 - 2:06.062	
3 -	2:10.763	8 - 2:06.029	
4 -	2:09.908	9 - 2:06.999	
5 -	2:04.778		

## HSCC 70s Roadsports Championship Race LAP ANALYSIS

(contd.)

<b>65</b>	<b>Steve COOKE</b>	Triumph GT6 Mk3	
1 -	3:16.697	6 - 2:12.722	
2 -	2:19.077	7 - <b>2:12.172</b>	
3 -	2:14.773	8 - 2:15.865	
4 -	2:15.944	9 - 2:15.477	
5 -	2:14.157		
<b>68</b>	<b>Chris OVERTON</b>	Lotus Seven S4	
1 -	3:37.485	6 - 1:56.628	
2 -	2:04.851	7 - 1:54.676	
3 -	2:00.447	8 - 1:54.755	
4 -	2:01.991	9 - 1:54.956	
5 -	1:56.116	10 - <b>1:53.659</b>	
<b>69</b>	<b>Andy SHEPHERD</b>	Lotus Seven Series 2	
1 -	3:16.233	6 - 1:49.474	11 - <b>1:48.656</b>
2 -	1:51.658	7 - 1:49.865	
3 -	1:55.236	8 - 1:50.214	
4 -	1:53.441	9 - 1:50.662	
5 -	1:49.169	10 - 1:52.298	
<b>77</b>	<b>Andrew SHARP</b>	Porsche 928	
1 -	2:30.537	6 - <b>1:56.402</b>	
2 -	2:01.953	7 - 1:59.215	
3 -	1:59.920	8 - 1:56.564	
4 -	1:58.393	9 - 1:58.247	
5 -	1:57.823	10 - 1:59.604	

# HSCC 70s Roadsports Championship Race

## GRID

ROW 19	25	FINN	65	COOKE	
ROW 18		34	HUTCHISON	29	BRIGGS
ROW 17	53	HAMMOND	50	HAMMOND	
ROW 16		60	MARSHALL	10	ASHLEY
ROW 15	63	ANSTEAD	11	WILSON	
ROW 14		39	HARTOP	21	GREGORY
ROW 13	3	CONWAY	20	HILLON	
ROW 12		57	OLDFIELD	12	CONDLIFFE
ROW 11	37	DAVIES	14	SHARMA	
ROW 10		51	GAMMAGE	26	STAFFORD
ROW 9	77	SHARP	1	BAGNALL	
ROW 8		36	PARKINSON	62	CALVERT
ROW 7	31	BENNETT	16	ROWNEY	
ROW 6		33	FOSKETT	15	McKELVEY
ROW 5	9	BARTER	68	OVERTON	
ROW 4		43	BENTHAM	4	GRAY
ROW 3	27	BANNISTER	44	HARPER	
ROW 2		7	THORNE	54	HOLLAND
ROW 1	69	SHEPHERD	24	BARTER	
		POLE			

Reserves will be called in the following order - 42

Weather / Track - Bright / Dry

These results are provisional until the conclusion of any judicial and technical matters.

Brands Hatch

Circuit Length = 2.6228 miles.

Start: 11:10 End: 11:30

Clerk of Course:	Stewards:	Timekeeper:
------------------	-----------	-------------

## HSCC 70s Roadsports Championship Race

### RACE CLASSIFICATION - RACE 5

POS	NO	CL	NAME	NAT	CAR	TIME	LAPS	GAP	MPH	BEST
1	69	F	Andy SHEPHERD		Lotus Seven Series 2	20:13.612	11		85.63	1:47.614
2	24	B	Charles BARTER		Datsun 240 Z	20:18.661	11	5.049	85.28	1:48.666
3	54	F	Chris HOLLAND		Lotus 7 S4	20:34.736	11	21.124	84.17	1:50.585
4	7	A	Richard THORNE		Morgan +8	20:38.167	11	24.555	83.93	1:50.747
5	44	C	Alan HARPER		Lotus Elan S4	20:44.470	11	30.858	83.51	1:51.300
6	27	B	Matthew BANNISTER		Datsun 240 Z	20:44.843	11	31.231	83.48	1:50.757
7	15	A	Philip McKELVEY		Morgan +8	20:57.936	11	44.324	82.62	1:51.664
8	43	C	Howard BENTHAM		Lotus Europa	20:59.744	11	46.132	82.50	1:51.589
9	4	A	Robin GRAY		Pontiac Firebird	21:10.300	11	56.688	81.81	1:52.208
10	9	B	Julian BARTER		TVR 3000M	21:13.070	11	59.458	81.63	1:52.640
11	16	A	Trevor ROWNEY		MGB GTV8	21:15.226	11	1:01.614	81.50	1:54.165
12	68	F	Chris OVERTON		Lotus Seven S4	21:15.762	11	1:02.150	81.46	1:53.364
13	31	A	Mark BENNETT		MGB GT V8	21:21.869	11	1:08.257	81.07	1:53.836
14	77	A	Andrew SHARP		Porsche 928	21:36.703	11	1:23.091	80.15	1:55.366
15	62	D2	James CALVERT		VW Porsche 914/4	21:37.717	11	1:24.105	80.08	1:55.724
16	26	B	Paul STAFFORD		Datsun 240 Z	21:42.335	11	1:28.723	79.80	1:56.034
17	1	D2	Adam BAGNALL		Triumph GT6 Mk3	21:42.813	11	1:29.201	79.77	1:55.944
18	51	B	Julian GAMMAGE		Triumph TR6	22:10.236	11	1:56.624	78.12	1:57.448
19	57	D2	Mark OLDFIELD		Alfa Romeo Alfetta GTV	20:13.613	10	1 LAP	77.85	1:58.504
20	33	B	Clive FOSKETT		Datsun 240Z	20:23.389	10	1 LAP	77.23	1:55.967
21	39	D2	Jonathan HARTOP		Alfa Romeo 2000GTV	20:23.996	10	1 LAP	77.19	1:59.038
22	14	D1	Jai SHARMA		Lancia Fulvia	20:25.504	10	1 LAP	77.10	2:00.071
23	37	B	Ken DAVIES		Porsche 911E	20:30.930	10	1 LAP	76.76	1:57.812
24	25	D2	Will FINN		Alfa Romeo GTV 2000	20:32.821	10	1 LAP	76.64	1:59.134
25	3	A	Paul CONWAY		Morgan +8	20:39.596	10	1 LAP	76.22	2:00.706
26	12	B	Neil CONDLIFFE		TVR 3000M	20:48.461	10	1 LAP	75.68	1:59.530
27	63	D1	Jeremy ANSTEAD		Fiat X19	21:02.538	10	1 LAP	74.84	2:02.659
28	60	D2	David MARSHALL		Lancia Beta Monte Carlo	21:22.635	10	1 LAP	73.66	2:04.035
29	10	D1	Nigel ASHLEY		Alfa Romeo GT Junior	21:22.931	10	1 LAP	73.65	2:04.000
30	34	D2	Sarah HUTCHISON		Lancia Beta	21:24.496	10	1 LAP	73.56	2:04.403
31	65	D2	Steve COOKE		Triumph GT6 Mk3	20:41.586	9	2 LAPS	68.49	2:12.897

#### NOT CLASSIFIED

36	B	Geoff PARKINSON		TVR 3000M	19:11.012	10	D.N.F.	82.09	1:53.311
11	E	Fos WILSON		MG Midget	19:08.723	9	D.N.F.	74.03	2:04.006
21	B	Peter GREGORY		Masarati Merak	19:48.973	9	D.N.F.	71.52	2:03.608
29	A	Philip BRIGGS		Porsche 928	16:39.000	8	D.N.F.	75.68	2:00.578
53	E	Lucy HAMMOND		Triumph Spitfire	14:57.754	7	D.N.F.	73.69	2:04.308
20	D2	John HILLON		Porsche 924	15:11.178	6	D.N.F.	62.24	1:59.057
50	D2	Matthew HAMMOND		Triumph TR7	5:53.758	2	D.N.F.	53.57	

#### FASTEST LAP

69	F	Andy SHEPHERD		Lotus Seven Series 2	1:47.614	10	87.74mph	141.20kph
24	B	Charles BARTER		Datsun 240 Z	1:48.666	9	86.89mph	139.83kph
7	A	Richard THORNE		Morgan +8	1:50.747	7	85.25mph	137.20kph
44	C	Alan HARPER		Lotus Elan S4	1:51.300	9	84.83mph	136.52kph
62	D2	James CALVERT		VW Porsche 914/4	1:55.724	8	81.59mph	131.30kph
14	D1	Jai SHARMA		Lancia Fulvia	2:00.071	8	78.63mph	126.55kph
11	E	Fos WILSON		MG Midget	2:04.006	4	76.14mph	122.53kph

Brands Hatch

Circuit Length = 2.6228 miles.

Start: 16:31 End: 16:52

Weather / Track : Bright / Dry

These results are provisional until the conclusion of any judicial and technical matters.

Clerk Of Course:	Stewards:	Timekeeper:
------------------	-----------	-------------

## HSCC 70s Roadsports Championship Race

### RACE CLASSIFICATION - RACE 5 - LAP CHART

Lap 1			Lap 2			Lap 3			Lap 4			Lap 5		
No	Behind	Laptime	No	Behind	Laptime	No	Behind	Laptime	No	Behind	Laptime	No	Behind	Laptime
24		1:57.208	24		1:49.601	24		1:49.679	24		1:49.225	24		1:49.814
69	1.953	1:59.161	69	1.401	1:49.049	69	0.341	1:48.619	69	0.809	1:49.693	69	0.433	1:49.438
27	2.182	1:59.390	27	4.699	1:52.118	7	8.062	1:52.721	54	9.523	1:50.585	54	10.474	1:50.765
7	3.077	2:00.285	7	5.020	1:51.544	54	8.163	1:52.604	7	10.496	1:51.659	7	11.614	1:50.932
54	3.416	2:00.624	54	5.238	1:51.423	44	12.172	1:52.361	27	15.604	1:51.364	27	16.547	1:50.757
44	6.598	2:03.806	44	9.490	1:52.493	27	13.465	1:58.445	44	15.731	1:52.784	44	17.479	1:51.562
4	6.931	2:04.139	4	11.100	1:53.770	4	15.826	1:54.405	4	20.004	1:53.403	4	22.914	1:52.724
15	7.448	2:04.656	15	11.790	1:53.943	50	1 LAP	2:54.349P	15	20.948	1:53.442	15	24.206	1:53.072
36	8.627	2:05.835	36	13.072	1:54.046	15	16.731	1:54.620	36	22.616	1:53.829	36	26.438	1:53.636
16	9.464	2:06.672	16	14.028	1:54.165	36	18.012	1:54.619	9	23.446	1:53.768	9	27.595	1:53.963
68	9.901	2:07.109	9	14.383	1:53.836	9	18.903	1:54.199	43	24.270	1:53.313	43	28.050	1:53.594
9	10.148	2:07.356	43	16.152	1:54.865	16	19.923	1:55.574	16	25.125	1:54.427	16	30.108	1:54.797
43	10.888	2:08.096	68	16.703	1:56.403	43	20.182	1:53.709	68	25.486	1:53.364	68	30.527	1:54.855
62	12.101	2:09.309	31	18.690	1:56.048	68	21.347	1:54.323	31	29.849	1:54.750	31	35.101	1:55.066
31	12.243	2:09.451	62	18.777	1:56.277	31	24.324	1:55.313	77	33.332	1:56.572	77	39.853	1:56.335
77	12.704	2:09.912	77	20.298	1:57.195	77	25.985	1:55.366	62	34.412	1:56.476	62	41.104	1:56.506
33	13.626	2:10.834	33	20.737	1:56.712	62	27.161	1:58.063	33	34.829	1:56.776	33	41.531	1:56.516
1	13.683	2:10.891	1	21.647	1:57.565	33	27.278	1:56.220	26	36.007	1:56.141	26	42.227	1:56.034
26	14.244	2:11.452	26	22.247	1:57.604	26	29.091	1:56.523	1	37.514	1:56.543	1	44.179	1:56.479
12	17.650	2:14.858	12	27.769	1:59.720	1	30.196	1:58.228	20	48.558	1:59.936	20	58.028	1:59.284
37	17.902	2:15.110	37	28.193	1:59.892	20	37.847	1:59.057	57	50.633	1:59.546	57	59.694	1:58.875
20	18.347	2:15.555	20	28.469	1:59.723	57	40.312	1:59.857	14	54.165	2:00.469	14	1:04.455	2:00.104
14	19.565	2:16.773	57	30.134	1:59.666	14	42.921	2:01.927	51	55.632	1:58.418	51	1:04.966	1:59.148
57	20.069	2:17.277	14	30.673	2:00.709	39	46.240	2:01.261	39	57.598	2:00.583	39	1:06.822	1:59.038
51	21.610	2:18.818	51	34.249	2:02.240	51	46.439	2:01.869	37	59.569	1:58.769	37	1:07.780	1:58.025
21	22.407	2:19.615	39	34.658	2:01.176	37	50.025	2:11.511	3	1:04.762	2:01.591	3	1:17.015	2:02.067
39	23.083	2:20.291	21	36.414	2:03.608	21	51.418	2:04.683	29	1:05.508	2:01.429	25	1:17.603	2:01.162
3	23.623	2:20.831	3	37.234	2:03.212	3	52.396	2:04.841	25	1:06.255	2:01.544	29	1:18.444	2:02.750
63	24.945	2:22.153	29	39.979	2:04.639	29	53.304	2:03.004	21	1:10.001	2:07.808	63	1:24.182	2:02.942
29	24.941	2:22.149	25	41.717	2:03.407	25	53.936	2:01.898	63	1:11.054	2:02.659	12	1:29.396	2:01.007
11	26.557	2:23.765	63	43.327	2:07.983	63	57.620	2:03.972	11	1:13.791	2:04.006	11	1:29.667	2:05.690
60	27.749	2:24.957	11	43.649	2:06.693	11	59.010	2:05.040	60	1:16.270	2:04.035	21	1:29.760	2:09.573
25	27.911	2:25.119	60	45.013	2:06.865	60	1:01.460	2:06.126	53	1:17.707	2:04.631	60	1:31.204	2:04.748
53	29.378	2:26.586	53	45.935	2:06.158	53	1:02.301	2:06.045	12	1:18.203	1:59.530	53	1:32.201	2:04.308
34	30.504	2:27.712	34	48.092	2:07.189	34	1:05.086	2:06.673	34	1:21.727	2:05.866	10	1:37.190	2:04.000
10	31.230	2:28.438	10	48.936	2:07.307	10	1:05.662	2:06.405	10	1:23.004	2:06.567	34	1:38.921	2:07.008
65	32.779	2:29.987	65	56.075	2:12.897	12	1:07.898	2:29.808	65	1:46.775	2:15.285			
50	1:02.201	2:59.409P				65	1:20.715	2:14.319						

# HSCC 70s Roadsports Championship Race

## RACE CLASSIFICATION - RACE 5 - LAP CHART

(contd.)

Lap 6			Lap 7			Lap 8			Lap 9			Lap 10		
No	Behind	Laptime	No	Behind	Laptime	No	Behind	Laptime	No	Behind	Laptime	No	Behind	Laptime
69		1:50.454	69		1:51.489	69		1:49.605	69		1:49.637	69		1:47.614
24	0.120	1:51.007	24	0.892	1:52.261	63	1 LAP	2:04.785	24	0.154	1:48.666	24	1.936	1:49.396
54	11.100	1:51.513	34	1 LAP	2:06.263	24	1.125	1:49.838	29	1 LAP	2:01.433	25	1 LAP	1:59.840
7	12.796	1:52.069	54	11.145	1:51.534	11	1 LAP	2:06.688	12	1 LAP	2:00.423	3	1 LAP	2:01.233
27	17.286	1:51.626	7	12.054	1:50.747	60	1 LAP	2:06.236	54	14.588	1:50.878	54	18.849	1:51.875
44	19.144	1:52.552	27	17.004	1:51.207	53	1 LAP	2:05.511	63	1 LAP	2:03.301	7	22.276	1:53.760
15	25.056	1:51.737	44	19.138	1:51.483	54	13.347	1:51.807	7	16.130	1:51.953	12	1 LAP	2:00.861
65	1 LAP	2:19.486	15	26.116	1:52.549	7	13.814	1:51.365	27	21.542	1:52.207	27	26.659	1:52.731
4	25.592	1:53.565	4	26.311	1:52.208	10	1 LAP	2:07.125	44	22.660	1:51.300	44	26.819	1:51.773
36	28.862	1:53.311	36	30.763	1:53.390	27	18.972	1:51.573	11	1 LAP	2:04.346	63	1 LAP	2:04.442
43	29.680	1:52.517	43	31.542	1:53.351	34	1 LAP	2:06.029	60	1 LAP	2:05.548	15	38.647	1:55.054
9	32.144	1:55.436	9	34.151	1:53.496	21	1 LAP	2:13.038	15	31.207	1:52.669	4	38.696	1:52.630
16	33.683	1:54.462	16	37.129	1:54.935	44	20.997	1:51.464	10	1 LAP	2:05.726	43	42.352	1:54.054
68	34.097	1:54.457	68	37.986	1:55.378	20	2 LAPS	4:57.623P	4	33.680	1:54.285	11	1 LAP	2:07.899
31	38.968	1:54.754	31	41.315	1:53.836	15	28.175	1:51.664	43	35.912	1:51.589	36	46.253	1:54.991
77	44.993	1:56.027	77	50.147	1:56.643	4	29.032	1:52.326	34	1 LAP	2:06.401	9	47.155	1:54.100
33	46.611	1:55.967	65	1 LAP	2:18.099	43	33.960	1:52.023	36	38.876	1:53.734	60	1 LAP	2:11.829
62	47.168	1:56.951	62	53.141	1:57.462	36	34.779	1:53.621	9	40.669	1:52.640	10	1 LAP	2:05.152
26	47.454	1:56.114	26	54.056	1:58.091	9	37.666	1:53.120	21	1 LAP	2:13.119	34	1 LAP	2:04.403
1	49.962	1:56.670	1	54.930	1:56.457	16	41.872	1:54.348	16	46.872	1:54.637	16	54.503	1:55.245
57	1:09.707	2:00.900	33	56.448	2:01.326	68	42.302	1:53.921	68	47.166	1:54.501	68	54.788	1:55.236
51	1:13.528	1:59.449	57	1:17.876	1:59.658	31	46.529	1:54.819	31	51.666	1:54.774	31	1:00.245	1:56.193
14	1:14.677	2:01.109	51	1:19.836	1:57.797	77	57.688	1:57.146	77	1:04.402	1:56.351	77	1:14.752	1:57.964
37	1:15.773	1:58.880	37	1:23.221	1:58.937	62	59.260	1:55.724	62	1:06.892	1:57.269	62	1:16.117	1:56.839
39	1:16.672	2:00.737	39	1:24.805	1:59.622	26	1:01.176	1:56.725	26	1:08.477	1:56.938	26	1:19.690	1:58.827
25	1:25.980	1:59.264	14	1:25.125	2:01.937	1	1:02.938	1:57.613	1	1:09.245	1:55.944	1	1:20.235	1:58.604
3	1:27.991	2:01.863	25	1:35.623	2:01.132	33	1:12.897	2:06.054	33	1:28.873	2:05.613	21	1 LAP	2:27.431
29	1:30.575	2:03.018	3	1:37.868	2:01.366	65	1 LAP	2:17.068	51	1:35.838	1:57.796	51	1:46.013	1:57.789
63	1:37.268	2:03.973	29	1:39.664	2:00.578	51	1:27.679	1:57.448	57	1:37.280	1:58.504			
12	1:39.257	2:00.748	12	1:48.420	2:00.652	57	1:28.413	2:00.142	37	1:39.612	1:57.812			
11	1:43.376	2:04.596				37	1:31.437	1:57.821	39	1:46.523	2:01.439			
60	1:44.588	2:04.271				39	1:34.721	1:59.521	14	1:46.869	2:00.915			
53	1:45.829	2:04.515				14	1:35.591	2:00.071	65	1 LAP	2:16.986			
21	1:48.971	2:10.098				25	1:45.152	1:59.134						
10	1:51.275	2:04.972				3	1:48.969	2:00.706						



**HSCC 70s Roadsports Championship Race**  
**RACE CLASSIFICATION - RACE 5 - LAP CHART**  
 (contd.)

Lap 11			Lap 12			Lap 13			Lap 14			Lap 15		
No	Behind	Laptime	No	Behind	Laptime	No	Behind	Laptime	No	Behind	Laptime	No	Behind	Laptime
69		1:48.853												
57	1 LAP	1:59.188												
24	5.049	1:51.966												
33	1 LAP	2:17.371												
39	1 LAP	2:00.328												
14	1 LAP	2:01.490												
37	1 LAP	2:14.173												
25	1 LAP	2:00.321												
54	21.124	1:51.128												
7	24.555	1:51.132												
3	1 LAP	2:01.886												
65	2 LAPS	2:17.459												
44	30.858	1:52.892												
27	31.231	1:53.425												
12	1 LAP	2:00.854												
15	44.324	1:54.530												
43	46.132	1:52.633												
63	1 LAP	2:06.328												
4	56.688	2:06.845												
9	59.458	2:01.156												
16	1:01.614	1:55.964												
68	1:02.150	1:56.215												
31	1:08.257	1:56.865												
60	1 LAP	2:08.020												
10	1 LAP	2:07.239												
34	1 LAP	2:06.952												
77	1:23.091	1:57.192												
62	1:24.105	1:56.841												
26	1:28.723	1:57.886												
1	1:29.201	1:57.819												
51	1:56.624	1:59.464												

## HSCC Classic Formula 3 Race QUALIFYING - RACE 6

POS	NO	CL	NAME	NAT	CAR	TIME	LAPS	GAP	MPH
1	92	20	Ian JACOBS		Martini Mk31	1:32.499	12		102.07
2	77	20	Richard TROTT		Ralt RT1	1:32.553	13	0.054	102.01
3	14	20	Iain ROWLEY		March 793	1:32.760	7	0.261	101.79
4	17	20	Keith WHITE		Ralt RT1	1:33.728	12	1.229	100.73
5	2	20	Neil DUNKEL		Argo JM3	1:33.874	10	1.375	100.58
6	50	20	Julian BALDWIN		March 783	1:35.896	13	3.397	98.46
7	47	20	Ian SMITH		Argo JM6	1:36.348	11	3.849	98.00
8	84	Inv	Nicholas PEARCE		Delta T78/79	1:36.791	13	4.292	97.55
9	3	20	John WATSON		March 803	1:37.086	12	4.587	97.25
10	90	20	Alan PARKER		Chevron B38	1:37.710	8	5.211	96.63
11	4	20	Paul CAMPFIELD		March 803	1:37.850	12	5.351	96.49
12	53	Inv	Roger PRICE		Delta T79	1:38.641	12	6.142	95.72
13	95	20	Adam ORMANDY		March 803B	1:38.785	12	6.286	95.58
14	5	20	Paul WYETH		March 793	1:38.842	12	6.343	95.52
15	89	20	Chris REMERS		Chevron B43	1:39.133	12	6.634	95.24
16	79	Inv	Warren MOYE		Delta T79	1:40.563	12	8.064	93.89
17	43	Inv	Jan LANGDON		Reynard SF78	1:40.694	12	8.195	93.77
18	51	Inv	Stuart OLLEY		Delta T79	1:41.308	12	8.809	93.20
19	18	20	Bob JORDAN		March 793	1:41.414	12	8.915	93.10
20	54	Inv	Peter RICHARDS		Delta T79	1:41.519	11	9.020	93.00
21	42	20	Tom THORNTON		March 743	1:42.786	7	10.287	91.86
22	57	16	Chris LEVY		March 713M	1:43.924	11	11.425	90.85
23	64	Inv	Janet SHERRY		Royale RP27	1:47.417	5	14.918	87.90
24	76	20	David O'DWYER		March 763	1:56.580	10	24.081	80.99
25	96	16	Gareth WALTERS		Mallock MkIIB	2:01.585	10	29.086	77.65

Car Nos 14 & 18 need working transponders please.

Weather / Track : Cloudy / Dry

These results are provisional until the conclusion of any judicial and technical matters.

Brands Hatch

Circuit Length = 2.6228 miles.

Start: 11:39 End: 11:59

Clerk Of Course:	Stewards:	Timekeeper:

## HSCC Classic Formula 3 Race QUALIFYING - LAP ANALYSIS

<b>2</b>	<b>Neil DUNKEL</b>	Argo JM3	
1 -	2:21.531	6 - 1:35.961	
2 -	1:41.344	7 - 1:45.935	
3 -	1:38.782	8 - <b>1:33.874</b>	
4 -	1:36.773	9 - 1:34.917	
5 -	1:34.702	10 - 1:36.332	
<b>3</b>	<b>John WATSON</b>	March 803	
1 -	2:06.068	6 - 1:39.329	11 - 1:37.743
2 -	1:50.332	7 - 1:46.316	12 - <b>1:37.086</b>
3 -	1:43.895	8 - 1:37.741	
4 -	1:40.303	9 - 1:38.440	
5 -	1:40.375	10 - 1:37.262	
<b>4</b>	<b>Paul CAMPFIELD</b>	March 803	
1 -	2:25.743	6 - 1:38.097	11 - 1:39.785
2 -	1:43.053	7 - 1:41.773	12 - 1:39.893
3 -	1:41.011	8 - 1:38.628	
4 -	1:41.087	9 - 1:39.544	
5 -	1:39.140	10 - <b>1:37.850</b>	
<b>5</b>	<b>Paul WYETH</b>	March 793	
1 -	2:21.036	6 - 1:43.473	11 - 1:40.353
2 -	1:43.699	7 - 1:41.462	12 - <b>1:38.842</b>
3 -	1:43.860	8 - 1:39.771	
4 -	1:40.656	9 - 1:40.194	
5 -	1:40.213	10 - 1:39.190	
<b>14</b>	<b>Iain ROWLEY</b>	March 793	
1 -	1:58.885	6 - <b>1:32.760</b>	
2 -	1:36.534	7 - 4:33.406P	
3 -	1:34.778		
4 -	1:35.110		
5 -	1:33.507		
<b>17</b>	<b>Keith WHITE</b>	Ralt RT1	
1 -	2:24.640	6 - <b>1:33.728</b>	11 - 1:35.204
2 -	1:43.706	7 - 1:38.265	12 - 1:35.923
3 -	1:37.155	8 - 1:34.283	
4 -	1:35.329	9 - 1:36.986	
5 -	1:35.770	10 - 1:35.207	

Car Nos 14 & 18 need working transponders please.  
Weather / Track : Cloudy / Dry

## HSCC Classic Formula 3 Race QUALIFYING - LAP ANALYSIS

(contd.)

<b>18</b>	<b>Bob JORDAN</b>	March 793
1 - 2:39.128	6 - 1:42.609	11 - 1:41.643
2 - 1:48.178	7 - 1:43.560	12 - 1:41.788
3 - 1:45.425	8 - 1:43.725	
4 - 1:44.514	9 - 1:41.420	
5 - 1:42.482	10 - <b>1:41.414</b>	
<b>42</b>	<b>Tom THORNTON</b>	March 743
1 - 2:20.591	6 - <b>1:42.786</b>	
2 - 1:48.085	7 - 1:46.355	
3 - 1:43.844		
4 - 1:46.741		
5 - 1:45.828		
<b>43</b>	<b>Jan LANGDON</b>	Reynard SF78
1 - 2:17.073	6 - 1:42.244	11 - <b>1:40.694</b>
2 - 1:46.725	7 - 1:45.724	12 - 1:41.237
3 - 1:45.948	8 - 1:42.545	
4 - 1:44.226	9 - 1:42.027	
5 - 1:43.662	10 - 1:41.483	
<b>47</b>	<b>Ian SMITH</b>	Argo JM6
1 - 4:04.240P	6 - 1:38.842	11 - <b>1:36.348</b>
2 - 1:51.643	7 - 1:37.421	
3 - 1:42.073	8 - 1:36.586	
4 - 1:40.196	9 - 1:37.942	
5 - 1:39.818	10 - 1:38.572	
<b>50</b>	<b>Julian BALDWIN</b>	March 783
1 - 2:02.691	6 - 1:36.678	11 - 1:37.454
2 - 1:40.265	7 - 1:38.125	12 - 1:38.508
3 - 1:37.380	8 - 1:36.732	13 - 1:36.961
4 - 1:36.641	9 - 1:40.098	
5 - <b>1:35.896</b>	10 - 1:37.206	
<b>51</b>	<b>Stuart OLLEY</b>	Delta T79
1 - 2:07.004	6 - 1:43.617	11 - <b>1:41.308</b>
2 - 1:48.931	7 - 1:47.188	12 - 1:42.370
3 - 1:49.616	8 - 1:43.761	
4 - 1:46.610	9 - 1:42.223	
5 - 1:43.631	10 - 1:41.346	

Car Nos 14 & 18 need working transponders please.  
Weather / Track : Cloudy / Dry

Brands Hatch  
Circuit Length = 2.6228 miles.  
Start: 11:39 End: 11:59

## HSCC Classic Formula 3 Race QUALIFYING - LAP ANALYSIS

(contd.)

<b>53</b>	<b>Roger PRICE</b>	Delta T79
1 - 1:53.400	6 - 1:41.560	11 - 1:38.716
2 - 2:34.300P	7 - 1:42.848	12 - <b>1:38.641</b>
3 - 1:50.636	8 - 1:41.487	
4 - 1:42.487	9 - 1:39.509	
5 - 1:40.398	10 - 1:38.702	
<b>54</b>	<b>Peter RICHARDS</b>	Delta T79
1 - 3:02.064P	6 - 1:42.987	11 - <b>1:41.519</b>
2 - 1:57.030	7 - 1:41.520	
3 - 1:45.423	8 - 1:42.767	
4 - 1:45.969	9 - 1:46.565	
5 - 1:43.882	10 - 1:41.751	
<b>57</b>	<b>Chris LEVY</b>	March 713M
1 - 2:18.804	6 - <b>1:43.924</b>	11 - 1:44.619
2 - 1:54.401	7 - 1:44.862	
3 - 1:48.702	8 - 1:52.060	
4 - 1:45.839	9 - 1:46.272	
5 - 1:44.576	10 - 1:44.657	
<b>64</b>	<b>Janet SHERRY</b>	Royale RP27
1 - 2:13.427		
2 - 1:48.615		
3 - <b>1:47.417</b>		
4 - 1:48.174		
5 - 1:47.919		
<b>76</b>	<b>David O'DWYER</b>	March 763
1 - 2:30.580	6 - 2:06.271	
2 - 2:02.950	7 - 1:59.419	
3 - 2:00.727	8 - 2:00.393	
4 - 2:00.440	9 - <b>1:56.580</b>	
5 - 2:00.107	10 - 1:56.826	
<b>77</b>	<b>Richard TROTT</b>	Ralt RT1
1 - 1:48.429	6 - 1:33.385	11 - 1:33.836
2 - 1:34.720	7 - 1:32.714	12 - 1:34.538
3 - 1:33.943	8 - 1:39.522	13 - 1:33.054
4 - 1:33.896	9 - 1:34.830	
5 - <b>1:32.553</b>	10 - 1:32.715	

Car Nos 14 & 18 need working transponders please.  
Weather / Track : Cloudy / Dry

Brands Hatch  
Circuit Length = 2.6228 miles.  
Start: 11:39 End: 11:59

## HSCC Classic Formula 3 Race QUALIFYING - LAP ANALYSIS

(contd.)

<b>79</b>	<b>Warren MOYE</b>	Delta T79
1 - 2:22.154	6 - 1:40.564	11 - 1:40.668
2 - 1:49.146	7 - 1:45.683	12 - 1:41.749
3 - 1:41.565	8 - 1:42.493	
4 - 1:46.027	9 - 1:43.259	
5 - 1:40.720	10 - <b>1:40.563</b>	
<b>84</b>	<b>Nicholas PEARCE</b>	Delta T78/79
1 - 1:50.250	6 - 1:37.057	11 - 1:37.309
2 - 1:39.493	7 - 1:38.004	12 - <b>1:36.791</b>
3 - 1:38.051	8 - 1:37.506	13 - 1:36.830
4 - 1:38.760	9 - 1:43.031	
5 - 1:38.461	10 - 1:37.258	
<b>89</b>	<b>Chris REMERS</b>	Chevron B43
1 - 2:39.741	6 - 1:41.589	11 - 1:41.673
2 - 1:52.138	7 - 1:40.166	12 - 1:41.144
3 - 1:45.950	8 - 1:44.019	
4 - 1:44.478	9 - 1:40.820	
5 - 1:43.011	10 - <b>1:39.133</b>	
<b>90</b>	<b>Alan PARKER</b>	Chevron B38
1 - 1:55.137	6 - 1:51.375	
2 - 1:39.644	7 - <b>1:37.710</b>	
3 - 1:39.100	8 - 1:39.304	
4 - 1:38.113		
5 - 4:10.013P		
<b>92</b>	<b>Ian JACOBS</b>	Martini Mk31
1 - 2:39.178	6 - 1:35.702	11 - 1:38.870
2 - 1:42.388	7 - 1:35.025	12 - <b>1:32.499</b>
3 - 1:37.861	8 - 1:33.313	
4 - 1:38.686	9 - 1:34.074	
5 - 1:35.291	10 - 2:11.738P	
<b>95</b>	<b>Adam ORMANDY</b>	March 803B
1 - 2:15.126	6 - 1:40.256	11 - 1:40.210
2 - 1:43.518	7 - 1:46.409	12 - 1:40.814
3 - 1:43.714	8 - 1:39.235	
4 - 1:41.916	9 - 1:40.590	
5 - 1:40.980	10 - <b>1:38.785</b>	

Car Nos 14 & 18 need working transponders please.  
Weather / Track : Cloudy / Dry

Brands Hatch  
Circuit Length = 2.6228 miles.  
Start: 11:39 End: 11:59

## HSCC Classic Formula 3 Race QUALIFYING - LAP ANALYSIS

(contd.)

<b>96</b>	<b>Gareth WALTERS</b>	<b>Mallock MkIIB</b>
1 - 2:41.755	6 - 2:04.450	
2 - 2:06.370	7 - 2:08.552	
3 - 2:02.976	8 - 2:06.775	
4 - <b>2:01.585</b>	9 - 2:06.086	
5 - 2:03.015	10 - 2:03.891	

Car Nos 14 & 18 need working transponders please.  
Weather / Track : Cloudy / Dry

# HSCC Classic Formula 3 Race

## GRID - RACE 6

ROW 13	96	WALTERS	76	O'DWYER
ROW 12	64	SHERRY	57	LEVY
ROW 11	42	THORNTON	54	RICHARDS
ROW 10	18	JORDAN	51	OLLEY
ROW 9	43	LANGDON	79	MOYE
ROW 8	89	REMERS	5	WYETH
ROW 7	95	ORMANDY	53	PRICE
ROW 6	4	CAMPFIELD	90	PARKER
ROW 5	3	WATSON	84	PEARCE
ROW 4	47	SMITH	50	BALDWIN
ROW 3	2	DUNKEL	17	WHITE
ROW 2	14	ROWLEY	77	TROTT
ROW 1	92	JACOBS		
<b>POLE</b>				



Weather / Track : Cloudy / Dry  
 These results are provisional until the conclusion of any judicial and technical matters.

Brands Hatch  
 Circuit Length = 2.6228 miles.  
 Start: 11:39 End: 11:59

Clerk Of Course:	Stewards:	Timekeeper:
------------------	-----------	-------------



## HSCC Classic Formula 3 Race

### RACE CLASSIFICATION - RACE 6

POS	NO	CL	NAME	NAT	CAR	TIME	LAPS	GAP	MPH	BEST
1	92	20	Ian JACOBS		Martini Mk31	20:21.199	13		100.56	1:32.228
2	14	20	Iain ROWLEY		March 793	20:25.731	13	4.532	100.19	1:32.489
3	17	20	Keith WHITE		Ralt RT1	20:39.185	13	17.986	99.10	1:33.692
4	2	20	Neil DUNKEL		Argo JM3	20:47.881	13	26.682	98.41	1:33.611
5	47	20	Ian SMITH		Argo JM6	20:58.584	13	37.385	97.58	1:34.800
6	50	20	Julian BALDWIN		March 783	21:01.316	13	40.117	97.37	1:34.919
7	77	20	Richard TROTT		Ralt RT1	21:02.135	13	40.936	97.30	1:34.067
8	84	Inv	Nicholas PEARCE		Delta T78/79	21:37.471	13	1:16.272	94.65	1:37.915
9	5	20	Paul WYETH		March 793	22:00.350	13	1:39.151	93.01	1:39.786
10	89	20	Chris REMERS		Chevron B43	20:33.172	12	1 LAP	91.93	1:40.462
11	18	20	Bob JORDAN		March 793	20:35.007	12	1 LAP	91.79	1:40.301
12	79	Inv	Warren MOYE		Delta T79	20:35.786	12	1 LAP	91.74	1:40.180
13	43	Inv	Jan LANGDON		Reynard SF78	20:36.125	12	1 LAP	91.71	1:40.159
14	54	Inv	Peter RICHARDS		Delta T79	20:37.095	12	1 LAP	91.64	1:39.203
15	51	Inv	Stuart OLLEY		Delta T79	20:39.114	12	1 LAP	91.49	1:40.296
16	95	20	Adam ORMANDY		March 803B	20:47.754	12	1 LAP	90.86	1:39.071
17	64	Inv	Janet SHERRY		Royale RP27	21:02.178	12	1 LAP	89.82	1:43.342
18	57	16	Chris LEVY		March 713M	21:02.371	12	1 LAP	89.80	1:43.202
19	96	16	Gareth WALTERS		Mallock MkIIB	20:21.384	10	3 LAPS	77.36	1:56.338
20	3	20	John WATSON		March 803	20:47.063	10	3 LAPS	75.76	1:35.836

#### NOT CLASSIFIED

53	Inv	Roger PRICE		Delta T79	10:26.785	6	D.N.F.	90.49	1:39.708
4	20	Paul CAMPFIELD		March 803	9:09.400	5	D.N.F.	86.05	1:42.439
76	20	David O'DWYER		March 763	9:47.071	5	D.N.F.	80.53	1:53.908

#### FASTEST LAP

92	20	Ian JACOBS		Martini Mk31	1:32.228	8	102.37mph	164.76kph
84	Inv	Nicholas PEARCE		Delta T78/79	1:37.915	2	96.43mph	155.19kph
57	16	Chris LEVY		March 713M	1:43.202	7	91.49mph	147.24kph

Weather / Track : Cloudy / Dry

These results are provisional until the conclusion of any judicial and technical matters.

Brands Hatch

Circuit Length = 2.6228 miles.

Start: 17:07 End: 17:27

Clerk Of Course:	Stewards:	Timekeeper:
------------------	-----------	-------------

## HSCC Classic Formula 3 Race

### RACE CLASSIFICATION - RACE 6 - LAP CHART

Lap 1			Lap 2			Lap 3			Lap 4			Lap 5		
No	Behind	Laptime	No	Behind	Laptime	No	Behind	Laptime	No	Behind	Laptime	No	Behind	Laptime
14		1:40.679	92		1:34.154	14		1:33.643	14		1:33.272	14		1:33.360
92	0.372	1:41.051	14	0.030	1:34.556	92	0.372	1:34.045	92	0.487	1:33.387	92	0.942	1:33.815
77	1.076	1:41.755	17	2.123	1:34.904	17	4.016	1:35.566	96	1 LAP	2:00.147	17	5.255	1:33.692
17	1.745	1:42.424	2	4.413	1:36.429	2	6.411	1:35.671	17	4.923	1:34.179	2	11.385	1:36.022
2	2.510	1:43.189	77	4.832	1:38.282	77	6.467	1:35.308	2	8.723	1:35.584	77	13.002	1:34.575
47	5.214	1:45.893	47	7.724	1:37.036	47	11.508	1:37.457	77	11.787	1:38.592	50	18.222	1:36.045
84	5.255	1:45.934	84	8.644	1:37.915	50	12.209	1:36.672	50	15.537	1:36.600	47	19.303	1:36.732
3	7.023	1:47.702	50	9.210	1:36.343	84	14.433	1:39.462	47	15.931	1:37.695	84	25.953	1:39.786
50	7.393	1:48.072	3	11.197	1:38.700	3	15.159	1:37.635	84	19.527	1:38.366	96	1 LAP	2:00.959
5	9.624	1:50.303	5	15.491	1:40.393	5	21.979	1:40.161	3	19.695	1:37.808	5	35.623	1:40.490
53	10.903	1:51.582	53	16.784	1:40.407	53	22.819	1:39.708	5	28.493	1:39.786	95	41.300	1:39.071
89	11.398	1:52.077	89	18.398	1:41.526	89	26.560	1:41.835	53	29.577	1:40.030	53	41.371	1:45.154
79	12.248	1:52.927	79	19.303	1:41.581	79	27.648	1:42.018	89	34.791	1:41.503	89	43.431	1:42.000
4	12.931	1:53.610	95	20.273	1:40.481	95	27.885	1:41.285	79	35.479	1:41.103	79	44.178	1:42.059
95	14.318	1:54.997	4	21.639	1:43.234	4	30.405	1:42.439	95	35.589	1:40.976	18	48.964	1:41.683
51	15.534	1:56.213	51	22.833	1:41.825	51	31.235	1:42.075	18	40.641	1:42.563	51	49.400	1:41.490
54	15.776	1:56.455	18	23.330	1:41.815	18	31.350	1:41.693	51	41.270	1:43.307	43	49.740	1:40.383
18	16.041	1:56.720	54	24.478	1:43.228	54	32.714	1:41.909	43	42.717	1:42.897	54	51.739	1:41.377
43	16.433	1:57.112	43	24.850	1:42.943	43	33.092	1:41.915	54	43.722	1:44.280	57	58.164	1:43.654
57	17.162	1:57.841	57	27.419	1:44.783	57	37.497	1:43.751	4	45.190	1:48.057	64	59.017	1:43.460
64	18.679	1:59.358	64	28.203	1:44.050	64	38.068	1:43.538	57	47.870	1:43.645	4	1:13.890	2:02.060P
76	27.458	2:08.137	76	47.977	1:55.045	76	1:09.554	1:55.250	64	48.917	1:44.121			
96	41.008	2:21.687	96	1:07.627	2:01.145				76	1:30.190	1:53.908			

**HSCC Classic Formula 3 Race**  
**RACE CLASSIFICATION - RACE 6 - LAP CHART**  
 (contd.)

Lap 6			Lap 7			Lap 8			Lap 9			Lap 10		
No	Behind	Laptime	No	Behind	Laptime	No	Behind	Laptime	No	Behind	Laptime	No	Behind	Laptime
14		1:33.169	14		1:32.787	14		1:32.505	14		1:32.489	92		1:32.259
92	1.152	1:33.379	92	0.700	1:32.335	92	0.423	1:32.228	92	0.316	1:32.382	14	1.133	1:33.708
17	5.979	1:33.893	17	7.982	1:34.790	17	10.131	1:34.654	17	13.190	1:35.548	64	1 LAP	1:44.127
3	1 LAP	2:54.325P	77	15.901	1:34.067	77	17.635	1:34.239	77	19.302	1:34.156	57	1 LAP	1:44.397
2	14.450	1:36.234	2	16.946	1:35.283	2	18.417	1:33.976	2	19.539	1:33.611	17	15.287	1:34.672
77	14.621	1:34.788	3	1 LAP	1:42.443	3	1 LAP	1:35.836	96	2 LAPS	1:58.712	2	21.877	1:34.913
76	1 LAP	1:54.731	50	22.870	1:34.919	50	25.749	1:35.384	47	28.699	1:35.012	77	21.950	1:35.223
50	20.738	1:35.685	47	23.881	1:35.201	47	26.176	1:34.800	50	29.455	1:36.195	47	32.652	1:36.528
47	21.467	1:35.333	84	37.535	1:38.881	84	43.964	1:38.934	84	50.889	1:39.414	50	33.263	1:36.383
84	31.441	1:38.657	5	54.007	1:42.684	5	1:02.041	1:40.539	5	1:10.421	1:40.869	96	2 LAPS	1:58.066
5	44.110	1:41.656	95	1:05.429	1:49.217	89	1:15.193	1:41.799	89	1:23.365	1:40.661	84	57.913	1:39.599
95	48.999	1:40.868	89	1:05.899	1:46.965	79	1:16.292	1:42.370	79	1:23.983	1:40.180	5	1:18.635	1:40.789
89	51.721	1:41.459	79	1:06.427	1:46.917	95	1:16.888	1:43.964	18	1:25.456	1:40.558	89	1:31.252	1:40.462
79	52.297	1:41.288	18	1:07.771	1:42.945	18	1:17.387	1:42.121	95	1:26.082	1:41.683	79	1:32.122	1:40.714
18	57.613	1:41.818	51	1:09.074	1:42.624	51	1:18.143	1:41.574	51	1:27.453	1:41.799	3	2 LAPS	4:18.947P
53	58.106	1:49.904	43	1:09.509	1:42.546	43	1:18.521	1:41.517	43	1:27.882	1:41.850	18	1:33.182	1:40.301
51	59.237	1:43.006	54	1:10.002	1:42.733	54	1:18.932	1:41.435	54	1:28.146	1:41.703			
43	59.750	1:43.179	64	1:20.053	1:43.342	64	1:31.181	1:43.633						
54	1:00.056	1:41.486	57	1:20.424	1:43.202	57	1:31.224	1:43.305						
96	1 LAP	2:05.745	96	1 LAP	2:00.622									
64	1:09.498	1:43.650												
57	1:10.009	1:45.014												

**HSCC Classic Formula 3 Race**  
**RACE CLASSIFICATION - RACE 6 - LAP CHART**  
 (contd.)

Lap 11			Lap 12			Lap 13			Lap 14			Lap 15		
No	Behind	Laptime	No	Behind	Laptime	No	Behind	Laptime	No	Behind	Laptime	No	Behind	Laptime
92		1:34.929	92		1:34.774	92		1:32.461						
43	1 LAP	1:40.674	14	2.890	1:36.138	96	3 LAPS	1:56.338						
14	1.526	1:35.322	89	1 LAP	1:42.419	14	4.532	1:34.103						
95	1 LAP	1:44.796	79	1 LAP	1:42.266	89	1 LAP	1:40.466						
54	1 LAP	1:42.907	18	1 LAP	1:41.681	18	1 LAP	1:41.109						
51	1 LAP	1:44.048	43	1 LAP	1:40.159	79	1 LAP	1:42.363						
17	15.520	1:35.162	54	1 LAP	1:40.379	43	1 LAP	1:40.950						
64	1 LAP	1:44.528	51	1 LAP	1:40.857	54	1 LAP	1:39.203						
57	1 LAP	1:44.777	95	1 LAP	1:43.612	51	1 LAP	1:40.296						
2	22.547	1:35.599	17	15.525	1:34.779	17	17.986	1:34.922						
77	30.115	1:43.094	3	3 LAPS	1:56.029	3	3 LAPS	1:37.638						
47	33.316	1:35.593	2	23.751	1:35.978	95	1 LAP	1:46.804						
50	33.966	1:35.632	64	1 LAP	1:43.828	2	26.682	1:35.392						
84	1:03.304	1:40.320	57	1 LAP	1:43.484	47	37.385	1:36.198						
96	2 LAPS	1:57.963	47	33.648	1:35.106	50	40.117	1:36.159						
5	1:24.399	1:40.693	50	36.419	1:37.227	77	40.936	1:34.857						
			77	38.540	1:43.199	64	1 LAP	1:44.543						
			84	1:08.308	1:39.778	57	1 LAP	1:44.518						
			5	1:30.705	1:41.080	84	1:16.272	1:40.425						
						5	1:39.151	1:40.907						

## Vredestein JEC Jaguar XK Championship Race QUALIFYING - RACE 7

POS	NO	CL	NAME	NAT	CAR	TIME	LAPS	GAP	MPH
1	1	D	Graeme DODD		Jaguar XK120	1:49.271	10		86.41
2	33	D	Nigel WEBB		Jaguar XK120	1:50.671	7	1.400	85.31
3	6	D	Peter SUGDEN		Jaguar XK120	1:53.074	8	3.803	83.50
4	5	D	Richard HACKETT		Jaguar XK120	1:55.621	10	6.350	81.66
5	30	C	Barrie WILLIAMS		Jaguar XK120	1:55.992	6	6.721	81.40
6	32	D	John CHISHOLM		Jaguar XK120	1:55.998	6	6.727	81.39
7	12	C	Grahame BULL		Jaguar XK150	1:59.716	9	10.445	78.87
8	2	C	Chris KEITH-LUCAS		Jaguar XK120	2:00.315	10	11.044	78.47
9	29	C	Mark GIBBON		Jaguar XK120	2:00.529	8	11.258	78.33
10	16	C	John ROBERTS		Jaguar XK150	2:01.840	10	12.569	77.49
11	14	C	Colin YOULE		Jaguar XK120	2:02.230	7	12.959	77.24
12	23	C	Graham LOVE		Jaguar XK150	2:02.389	10	13.118	77.14
13	9	C	Charles FRIPP		Jaguar XK120	2:02.871	10	13.600	76.84
14	37	B	David KREMER		Jaguar XK150	2:02.961	10	13.690	76.78
15	43	B	Paul DE HAVILLAND		Jaguar XK150	2:03.188	5	13.917	76.64
16	38	B	Kevin ZWOLINSKI		Jaguar XK140	2:03.497	10	14.226	76.45
17	42	B	Geoff OTTLEY		Jaguar XK120	2:04.654	10	15.383	75.74
18	47	C	Chris LUNN		Jaguar XK120	2:07.078	7	17.807	74.30
19	20	C	Michael O'SHEA		Jaguar XK150S	2:07.592	9	18.321	74.00
20	31	B	Roger WOODBRIDGE		Jaguar XK120	2:08.969	7	19.698	73.21
21	22	B	Stewart COUCH		Jaguar XK140	2:15.688	9	26.417	69.58

Weather / Track : Cloudy / Dry

These results are provisional until the conclusion of any judicial and technical matters.

Brands Hatch

Circuit Length = 2.6228 miles.

Start: 12:07 End: 12:27

Clerk Of Course:	Stewards:	Timekeeper:
------------------	-----------	-------------

## Vredestein JEC Jaguar XK Championship Race QUALIFYING - LAP ANALYSIS

<b>1</b>	<b>Graeme DODD</b>	Jaguar XK120
1 - 2:12.874	6 - 1:52.489	
2 - 1:50.444	7 - 2:00.257	
3 - <b>1:49.271</b>	8 - 2:06.154	
4 - 1:50.181	9 - 1:58.952	
5 - 1:51.981	10 - 1:56.480	
<b>2</b>	<b>Chris KEITH-LUCAS</b>	Jaguar XK120
1 - 2:56.059	6 - 2:00.782	
2 - 2:08.851	7 - <b>2:00.315</b>	
3 - 2:01.483	8 - 2:02.922	
4 - 2:00.880	9 - 2:03.974	
5 - 2:00.404	10 - 2:02.845	
<b>5</b>	<b>Richard HACKETT</b>	Jaguar XK120
1 - 2:25.848	6 - 1:58.366	
2 - 1:58.049	7 - 2:00.904	
3 - 1:56.950	8 - 2:02.855	
4 - <b>1:55.621</b>	9 - 2:08.453	
5 - 1:56.243	10 - 2:49.778P	
<b>6</b>	<b>Peter SUGDEN</b>	Jaguar XK120
1 - 2:18.677	6 - 1:54.454	
2 - 1:53.182	7 - 1:54.690	
3 - 1:53.292	8 - 3:46.003P	
4 - <b>1:53.074</b>		
5 - 1:53.145		
<b>9</b>	<b>Charles FRIPP</b>	Jaguar XK120
1 - 2:27.515	6 - <b>2:02.871</b>	
2 - 2:05.101	7 - 2:04.592	
3 - 2:05.373	8 - 2:03.801	
4 - 2:04.288	9 - 2:06.773	
5 - 2:04.565	10 - 2:11.375	
<b>12</b>	<b>Grahame BULL</b>	Jaguar XK150
1 - 2:21.330	6 - 2:00.148	
2 - 2:01.122	7 - <b>1:59.716</b>	
3 - 3:30.083P	8 - 2:01.548	
4 - 2:08.967	9 - 2:01.591	
5 - 2:00.178		

# Vredestein JEC Jaguar XK Championship Race

## QUALIFYING - LAP ANALYSIS

(contd.)

<b>14</b>	<b>Colin YOULE</b>	Jaguar XK120
1 -	2:49.351	6 - 2:03.382
2 -	2:09.961	7 - 2:54.729P
3 -	<b>2:02.230</b>	
4 -	2:02.807	
5 -	2:02.664	
<b>16</b>	<b>John ROBERTS</b>	Jaguar XK150
1 -	2:53.433	6 - <b>2:01.840</b>
2 -	2:10.921	7 - 2:04.908
3 -	2:01.917	8 - 2:02.710
4 -	2:02.866	9 - 2:04.734
5 -	2:02.847	10 - 2:25.036P
<b>20</b>	<b>Michael O'SHEA</b>	Jaguar XK150S
1 -	2:45.995	6 - <b>2:07.592</b>
2 -	2:21.052	7 - 2:08.478
3 -	2:17.394	8 - 2:11.529
4 -	2:08.720	9 - 2:12.236
5 -	2:11.681	
<b>22</b>	<b>Stewart COUCH</b>	Jaguar XK140
1 -	2:44.881	6 - 2:16.220
2 -	2:21.851	7 - 2:18.045
3 -	2:17.709	8 - 2:23.585
4 -	2:17.582	9 - 2:21.255
5 -	<b>2:15.688</b>	
<b>23</b>	<b>Graham LOVE</b>	Jaguar XK150
1 -	2:48.867	6 - 2:06.507
2 -	2:09.896	7 - 2:04.913
3 -	<b>2:02.389</b>	8 - 2:06.194
4 -	2:02.952	9 - 2:08.142
5 -	2:02.429	10 - 2:10.244
<b>29</b>	<b>Mark GIBBON</b>	Jaguar XK120
1 -	3:08.834	6 - <b>2:00.529</b>
2 -	2:13.050	7 - 2:02.431
3 -	2:02.447	8 - 2:57.699P
4 -	2:02.291	
5 -	2:06.755	

## Vredestein JEC Jaguar XK Championship Race QUALIFYING - LAP ANALYSIS

(contd.)

<b>30</b>	<b>Barrie WILLIAMS</b>	Jaguar XK120
1 -	2:14.383	6 - 6:37.324P
2 -	1:57.369	
3 -	1:59.560	
4 -	1:56.363	
5 -	<b>1:55.992</b>	
<b>31</b>	<b>Roger WOODBRIDGE</b>	Jaguar XK120
1 -	3:02.564	6 - <b>2:08.969</b>
2 -	2:09.191	7 - 2:10.049
3 -	2:13.405	
4 -	2:17.125	
5 -	2:09.396	
<b>32</b>	<b>John CHISHOLM</b>	Jaguar XK120
1 -	2:17.432	6 - 2:21.680P
2 -	1:56.092	
3 -	1:56.878	
4 -	<b>1:55.998</b>	
5 -	1:56.381	
<b>33</b>	<b>Nigel WEBB</b>	Jaguar XK120
1 -	2:09.218	6 - 2:02.518
2 -	<b>1:50.671</b>	7 - 9:36.046P
3 -	1:51.006	
4 -	1:51.348	
5 -	1:52.794	
<b>37</b>	<b>David KREMER</b>	Jaguar XK150
1 -	2:46.488	6 - 2:04.839
2 -	2:14.566	7 - 2:04.262
3 -	2:03.473	8 - 2:08.732
4 -	<b>2:02.961</b>	9 - 2:09.113
5 -	2:04.481	10 - 2:08.709
<b>38</b>	<b>Kevin ZWOLINSKI</b>	Jaguar XK140
1 -	3:00.453	6 - 2:05.131
2 -	2:09.176	7 - <b>2:03.497</b>
3 -	2:06.841	8 - 2:05.827
4 -	2:04.878	9 - 2:05.955
5 -	2:04.633	10 - 2:05.916



## Vredestein JEC Jaguar XK Championship Race QUALIFYING - LAP ANALYSIS

(contd.)

<b>42</b>	<b>Geoff OTTLEY</b>	Jaguar XK120
1 - 2:19.171	6 - <b>2:04.654</b>	
2 - 2:06.755	7 - 2:04.853	
3 - 2:05.181	8 - 2:06.412	
4 - 2:05.086	9 - 2:08.916	
5 - 2:05.590	10 - 2:10.501	
<b>43</b>	<b>Paul DE HAVILLAND</b>	Jaguar XK150
1 - 2:51.044		
2 - 2:22.563		
3 - 2:09.598		
4 - <b>2:03.188</b>		
5 - 2:58.834P		
<b>47</b>	<b>Chris LUNN</b>	Jaguar XK120
1 - 2:53.668	6 - 2:13.669	
2 - 2:13.799	7 - 2:12.103	
3 - 2:10.447		
4 - <b>2:07.078</b>		
5 - 2:08.507		

# Vredestein JEC Jaguar XK Championship Race

## GRID - RACE 7

ROW 11	22	COUCH	
ROW 10	20	O'SHEA	31 WOODBRIDGE
ROW 9	42	OTTLEY	47 LUNN
ROW 8	43	DE HAVILLAND	38 ZWOLINSKI
ROW 7	9	FRIPP	37 KREMER
ROW 6	14	YOULE	23 LOVE
ROW 5	29	GIBBON	16 ROBERTS
ROW 4	12	BULL	2 KEITH-LUCAS
ROW 3	30	WILLIAMS	32 CHISHOLM
ROW 2	6	SUGDEN	5 HACKETT
ROW 1	1	DODD	33 WEBB
<b>POLE</b>			

Weather / Track : Cloudy / Dry

These results are provisional until the conclusion of any judicial and technical matters.

Brands Hatch

Circuit Length = 2.6228 miles.

Start: 12:07 End: 12:27

Clerk Of Course:

Stewards:

Timekeeper:

## Vredestein JEC Jaguar XK Championship Race RACE CLASSIFICATION - RACE 7

POS	NO	CL	NAME	NAT	CAR	TIME	LAPS	GAP	MPH	BEST
1	1	D	<b>Graeme DODD</b>		Jaguar XK120	20:38.289	11		83.93	1:50.296
2	33	D	<b>Nigel WEBB</b>		Jaguar XK120	20:48.435	11	10.146	83.24	1:51.490
3	6	D	<b>Peter SUGDEN</b>		Jaguar XK120	21:10.570	11	32.281	81.79	1:53.349
4	5	D	<b>Richard HACKETT</b>		Jaguar XK120	21:27.158	11	48.869	80.74	1:54.416
5	30	D	<b>Barrie WILLIAMS</b>		Jaguar XK120	21:29.355	11	51.066	80.60	1:55.417
6	32	D	<b>John CHISHOLM</b>		Jaguar XK120	21:33.068	11	54.779	80.37	1:55.121
7	12	C	<b>Grahame BULL</b>		Jaguar XK150	22:00.691	11	1:22.402	78.69	1:57.668
8	14	C	<b>Colin YOULE</b>		Jaguar XK120	22:15.252	11	1:36.963	77.83	1:59.716
9	2	C	<b>Chris KEITH-LUCAS</b>		Jaguar XK120	22:16.328	11	1:38.039	77.77	1:58.803
10	29	C	<b>Mark GIBBON</b>		Jaguar XK120	22:16.484	11	1:38.195	77.76	1:58.946
11	9	C	<b>Charles FRIPP</b>		Jaguar XK120	22:23.977	11	1:45.688	77.33	1:59.729
12	16	C	<b>John ROBERTS</b>		Jaguar XK150	22:34.404	11	1:56.115	76.73	2:01.300
13	38	B	<b>Kevin ZWOLINSKI</b>		Jaguar XK140	20:43.847	10	1 LAP	75.96	2:01.877
14	43	B	<b>Paul DE HAVILLAND</b>		Jaguar XK150	20:44.416	10	1 LAP	75.93	2:01.103
15	42	B	<b>Geoff OTTLEY</b>		Jaguar XK120	20:55.504	10	1 LAP	75.25	2:02.924
16	37	B	<b>David KREMER</b>		Jaguar XK150	21:19.100	10	1 LAP	73.87	2:04.572
17	23	C	<b>Graham LOVE</b>		Jaguar XK150	21:28.158	10	1 LAP	73.35	2:02.153
18	22	B	<b>Stewart COUCH</b>		Jaguar XK140	22:42.136	10	1 LAP	69.36	2:13.038

### NOT CLASSIFIED

20	C	<b>Michael O'SHEA</b>		Jaguar XK150S	19:04.241	9	D.N.F.	74.32	2:03.348
47	C	<b>Chris LUNN</b>		Jaguar XK120	2:18.465	1	D.N.F.	68.68	2:18.465

### FASTEST LAP

1	D	<b>Graeme DODD</b>		Jaguar XK120	1:50.296	2	85.60mph	137.77kph
12	C	<b>Grahame BULL</b>		Jaguar XK150	1:57.668	4	80.24mph	129.13kph
43	B	<b>Paul DE HAVILLAND</b>		Jaguar XK150	2:01.103	6	77.96mph	125.47kph

Weather / Track : Sunny / Dry  
These results are provisional until the conclusion of any judicial and technical matters.

Brands Hatch  
Circuit Length = 2.6228 miles.  
Start: 17:37 End: 17:58

Clerk Of Course:	Stewards:	Timekeeper:
------------------	-----------	-------------

## Vredestein JEC Jaguar XK Championship Race

### RACE CLASSIFICATION - RACE 7 - LAP CHART

Lap 1			Lap 2			Lap 3			Lap 4			Lap 5		
No	Behind	Laptime	No	Behind	Laptime	No	Behind	Laptime	No	Behind	Laptime	No	Behind	Laptime
1		1:57.298	1		1:50.296	1		1:51.080	1		1:51.075	1		1:51.604
33	1.687	1:58.985	33	2.881	1:51.490	33	4.277	1:52.476	33	5.505	1:52.303	33	5.853	1:51.952
5	6.112	2:03.410	6	13.547	1:55.682	6	15.816	1:53.349	6	18.725	1:53.984	6	20.746	1:53.625
32	8.063	2:05.361	5	13.601	1:57.785	5	18.683	1:56.162	5	22.024	1:54.416	5	25.731	1:55.311
6	8.161	2:05.459	32	14.224	1:56.457	32	20.646	1:57.502	32	25.034	1:55.463	32	28.551	1:55.121
30	8.816	2:06.114	30	14.512	1:55.992	30	21.153	1:57.721	30	25.495	1:55.417	30	29.438	1:55.547
29	11.918	2:09.216	29	21.531	1:59.909	12	29.465	1:58.088	12	36.058	1:57.668	12	42.578	1:58.124
14	12.397	2:09.695	14	22.032	1:59.931	29	31.681	2:01.230	14	40.858	1:59.716	14	49.336	2:00.082
2	13.171	2:10.469	12	22.457	1:58.752	14	32.217	2:01.265	29	42.228	2:01.622	29	51.336	2:00.712
12	14.001	2:11.299	2	23.524	2:00.649	2	32.762	2:00.318	2	42.708	2:01.021	2	52.097	2:00.993
9	15.220	2:12.518	9	25.555	2:00.631	9	34.204	1:59.729	9	43.489	2:00.360	9	52.554	2:00.669
16	17.619	2:14.917	16	29.381	2:02.058	16	40.743	2:02.442	16	52.055	2:02.387	16	1:02.767	2:02.316
23	17.856	2:15.154	38	31.731	2:02.744	38	43.230	2:02.579	38	54.032	2:01.877	38	1:06.249	2:03.821
42	18.433	2:15.731	23	33.509	2:05.949	23	46.829	2:04.400	23	58.215	2:02.461	23	1:08.945	2:02.334
38	19.283	2:16.581	42	35.179	2:07.042	43	47.511	2:02.980	43	59.002	2:02.566	43	1:09.697	2:02.299
20	20.702	2:18.000	20	35.229	2:04.823	20	49.442	2:05.293	20	1:01.715	2:03.348	20	1:14.199	2:04.088
47	21.167	2:18.465	43	35.611	2:04.134	42	50.837	2:06.738	42	1:04.045	2:04.283	42	1:15.978	2:03.537
43	21.773	2:19.071	37	40.453	2:07.566	37	56.743	2:07.370	37	1:11.433	2:05.765	37	1:25.874	2:06.045
37	23.183	2:20.481	22	55.060	2:16.967	22	1:19.841	2:15.861	22	1:43.859	2:15.093			
22	28.389	2:25.687												

# Vredestein JEC Jaguar XK Championship Race

## RACE CLASSIFICATION - RACE 7 - LAP CHART

(contd.)

Lap 6			Lap 7			Lap 8			Lap 9			Lap 10		
No	Behind	Laptime	No	Behind	Laptime	No	Behind	Laptime	No	Behind	Laptime	No	Behind	Laptime
1		1:52.540	1		1:52.234	1		1:52.691	1		1:52.852	1		1:53.707
33	6.422	1:53.109	33	7.354	1:53.166	33	8.154	1:53.491	20	1 LAP	2:08.300	42	1 LAP	2:03.376
22	1 LAP	2:16.991	6	25.021	1:55.191	6	25.959	1:53.629	33	9.027	1:53.725	33	8.909	1:53.589
6	22.064	1:53.858	5	33.125	1:56.851	5	36.963	1:56.529	37	1 LAP	2:05.698	20	1 LAP	2:11.262
5	28.508	1:55.317	32	37.341	1:56.797	32	41.534	1:56.884	6	27.698	1:54.591	37	1 LAP	2:04.967
32	32.778	1:56.767	30	37.806	1:56.895	30	41.966	1:56.851	5	41.210	1:57.099	6	30.071	1:56.080
30	33.145	1:56.247	22	1 LAP	2:15.268	22	1 LAP	2:14.035	32	45.475	1:56.793	23	1 LAP	2:40.417
12	49.142	1:59.104	12	55.800	1:58.892	12	1:02.350	1:59.241	30	45.646	1:56.532	5	44.718	1:57.215
14	56.727	1:59.931	14	1:04.842	2:00.349	14	1:12.593	2:00.442	12	1:08.961	1:59.463	30	48.526	1:56.587
29	57.742	1:58.946	29	1:05.642	2:00.134	2	1:14.561	2:00.589	14	1:20.706	2:00.965	32	50.064	1:58.296
2	58.360	1:58.803	2	1:06.663	2:00.537	29	1:15.064	2:02.113	2	1:21.942	2:00.233	12	1:14.735	1:59.481
9	59.789	1:59.775	9	1:07.845	2:00.290	9	1:17.654	2:02.500	29	1:23.450	2:01.238	14	1:28.482	2:01.483
16	1:12.031	2:01.804	16	1:21.352	2:01.555	16	1:30.456	2:01.795	22	1 LAP	2:15.633	2	1:29.566	2:01.331
38	1:17.647	2:03.938	38	1:28.572	2:03.159	38	1:38.190	2:02.309	9	1:26.361	2:01.559	29	1:29.848	2:00.105
43	1:18.260	2:01.103	43	1:29.302	2:03.276	43	1:39.165	2:02.554	16	1:39.796	2:02.192	9	1:35.979	2:03.325
23	1:20.236	2:03.831	23	1:30.155	2:02.153	23	1:40.429	2:02.965	38	1:47.570	2:02.232	22	1 LAP	2:13.563
20	1:25.057	2:03.398	20	1:38.552	2:05.729	42	1:48.905	2:02.924	43	1:48.157	2:01.844	16	1:47.389	2:01.300
42	1:26.753	2:03.315	42	1:38.672	2:04.153									
37	1:39.463	2:06.129	37	1:51.801	2:04.572									

Weather / Track : Sunny / Dry

www.mstworld.com

Page 2 of 3

Brands Hatch  
Circuit Length = 2.6228 miles.  
Start: 17:37 End: 17:58

Printed - 18:03 Saturday, 17 July 2004

**Vredestein JEC Jaguar XK Championship Race  
RACE CLASSIFICATION - RACE 7 - LAP CHART**

(contd.)

Lap 11			Lap 12			Lap 13			Lap 14			Lap 15		
No	Behind	Laptime	No	Behind	Laptime	No	Behind	Laptime	No	Behind	Laptime	No	Behind	Laptime
1		1:52.912												
38	1 LAP	2:04.607												
43	1 LAP	2:04.589												
33	10.146	1:54.149												
42	1 LAP	2:04.405												
6	32.281	1:55.122												
37	1 LAP	2:10.507												
5	48.869	1:57.063												
23	1 LAP	2:08.494												
30	51.066	1:55.452												
32	54.779	1:57.627												
12	1:22.402	2:00.579												
14	1:36.963	2:01.393												
2	1:38.039	2:01.385												
29	1:38.195	2:01.259												
9	1:45.688	2:02.621												
16	1:56.115	2:01.638												
22	1 LAP	2:13.038												

## HSCC Millers Oils Classic Sports Car Championship Race

### QUALIFYING - RACE 8

POS	NO	CL	NAME	NAT	CAR	TIME	LAPS	GAP	MPH
1	43	Inv	Robert HARTLEY		Elva Mk 7	1:50.115	10		85.74
2	77	GS3	Sean WALKER		Lotus Elan 26R	1:51.195	10	1.080	84.91
3	16	GS4	Phillip NELSON		Marcos 1800 GT	1:51.290	10	1.175	84.84
4	15	GS4	Charles ALLISON		Marcos 1800 GT	1:51.576	11	1.461	84.62
5	88	GS4	Stephen MINOPRIO		Marcos 1800 GT	1:51.816	10	1.701	84.44
6	2	GS4	Stuart TIZZARD		Marcos 1800GT	1:52.055	11	1.940	84.26
7	75	GS4	Allen TICE		Marcos 1800GT	1:52.564	10	2.449	83.88
8	19	GS4	Richard STYLES		Marcos 1800 GT	1:53.912	10	3.797	82.88
9	70	GS7	Les ELY		Jaguar E-type	1:55.287	10	5.172	81.90
10	5	GS7	Michael MOORE		Jaguar E-type	1:56.267	9	6.152	81.21
11	13	GS2	Adam CROWTON		Lotus Elite	1:58.172	10	8.057	79.90
12	29	GS7	Paul DRAYSON		Jaguar E-type	1:58.904	10	8.789	79.40
13	27	Inv	Bob SANDS		Ginetta G4R	1:58.915	4	8.800	79.40
14	44	GS7	Stephen RADCLIFFE		Jaguar E-type	1:59.307	10	9.192	79.14
15	41	GT1	Malcolm SANDERS		Lotus Elan S3	1:59.823	9	9.708	78.80
16	90	Inv	Jamie McINTYRE		Rejo Mk4	2:00.611	9	10.496	78.28
17	73	GS7	Chris CLARKSON		Austin Healey 3000	2:00.680	10	10.565	78.24
18	9	GS5	Bill RAWLES		Austin Healey 3000 MkII	2:00.733	9	10.618	78.20
19	62	Inv	Mark GREEN		Lotus 23B	2:00.848	10	10.733	78.13
20	46	GS7	Neil HOWE		Triumph TR4	2:00.986	10	10.871	78.04
21	1	GS2	Brendan ROBERTS		Lotus Elite	2:01.115	10	11.000	77.96
22	91	GS6	A VAN DER KROFT		Morgan SLR	2:01.296	10	11.181	77.84
23	56	GS5	David WROE		TVR Griffith	2:01.781	10	11.666	77.53
24	93	GS3	Richard BATEMAN		Lotus Elan	2:03.046	9	12.931	76.73
25	39	GS2	Terence PAGE		Marcos GT Gullwing	2:03.500	9	13.385	76.45
26	94	Inv	Mark CLUBB		Cooper Monaco Mk1	2:03.818	3	13.703	76.25
27	78	GS2	Andrew COLLEY		Lotus Elite	2:03.837	9	13.722	76.24
28	65	GS4	Peter THOMSON		Marcos 1800 GT	2:05.867	9	15.752	75.01
29	99	Inv	Claire WILLIAMS		Merlyn Mk6	2:06.713	9	16.598	74.51
30	61	GS6	Stephen BEALE		MGB	2:07.104	9	16.989	74.28
31	22	GS4	Rod BEGBIE		TVR Grantura MkIII	2:07.312	9	17.197	74.16
32	35	GS3	Simon PEACH		TVR Grantura MkIIA	3:15.470	1	1:25.355	48.30

Car Nos 22, 43 & 46 need working transponders please. 35 - 1 lap only.

Weather / Track : Cloudy / Damp

These results are provisional until the conclusion of any judicial and technical matters.

Brands Hatch

Circuit Length = 2.6228 miles.

Start: 10:00 End: 10:20

Clerk Of Course:	Stewards:	Timekeeper:

## HSCC Millers Oils Classic Sports Car Championship Race QUALIFYING - LAP ANALYSIS

<b>1</b>	<b>Brendan ROBERTS</b>	Lotus Elite
1 - 2:44.154	6 - 2:03.861	
2 - 2:15.456	7 - 2:03.823	
3 - 2:10.995	8 - 2:03.109	
4 - 2:07.035	9 - 2:04.676	
5 - 2:06.173	10 - <b>2:01.115</b>	
<b>2</b>	<b>Stuart TIZZARD</b>	Marcos 1800GT
1 - 2:25.043	6 - 1:54.919	11 - <b>1:52.055</b>
2 - 2:04.158	7 - 1:54.740	
3 - 2:01.603	8 - 1:56.415	
4 - 1:58.189	9 - 1:55.649	
5 - 1:57.173	10 - 1:52.482	
<b>5</b>	<b>Michael MOORE</b>	Jaguar E-type
1 - 2:52.054	6 - 1:59.137	
2 - 2:18.015	7 - 1:58.911	
3 - 2:07.675	8 - 1:56.865	
4 - 2:02.850	9 - <b>1:56.267</b>	
5 - 2:01.854		
<b>9</b>	<b>Bill RAWLES</b>	Austin Healey 3000 MkII
1 - 3:27.749	6 - 2:03.509	
2 - 2:12.343	7 - 2:03.055	
3 - 2:09.467	8 - 2:01.080	
4 - 2:07.118	9 - <b>2:00.733</b>	
5 - 2:06.619		
<b>13</b>	<b>Adam CROWTON</b>	Lotus Elite
1 - 2:53.250	6 - 2:00.526	
2 - 2:11.768	7 - 1:59.924	
3 - 2:05.810	8 - 1:59.018	
4 - 2:02.736	9 - 1:58.378	
5 - 2:01.225	10 - <b>1:58.172</b>	
<b>15</b>	<b>Charles ALLISON</b>	Marcos 1800 GT
1 - 2:33.809	6 - 1:54.379	11 - <b>1:51.576</b>
2 - 2:01.113	7 - 1:54.770	
3 - 1:57.313	8 - 1:53.692	
4 - 1:57.243	9 - 1:53.255	
5 - 1:55.035	10 - 1:52.771	

Car Nos 22, 43 & 46 need working transponders please. 35 - 1 lap only.  
Weather / Track : Cloudy / Damp

Brands Hatch  
Circuit Length = 2.6228 miles.  
Start: 10:00 End: 10:20



## HSCC Millers Oils Classic Sports Car Championship Race QUALIFYING - LAP ANALYSIS

(contd.)

<b>16</b>	<b>Phillip NELSON</b>	Marcos 1800 GT
1 - 2:54.029	6 - 1:53.848	
2 - 2:12.981	7 - 1:55.233	
3 - 2:03.781	8 - 1:51.851	
4 - 1:57.860	9 - 1:51.580	
5 - 1:57.287	10 - <b>1:51.290</b>	
<b>19</b>	<b>Richard STYLES</b>	Marcos 1800 GT
1 - 2:50.110	6 - 1:56.303	
2 - 2:11.381	7 - 1:55.249	
3 - 2:06.259	8 - <b>1:53.912</b>	
4 - 1:59.773	9 - 1:55.490	
5 - 1:58.356	10 - 1:54.596	
<b>22</b>	<b>Rod BEGBIE</b>	TVR Grantura MkIII
1 - 3:16.583	6 - 2:09.526	
2 - 2:19.619	7 - <b>2:07.312</b>	
3 - 2:13.427	8 - 2:07.801	
4 - 2:12.509	9 - 2:08.382	
5 - 2:10.859		
<b>27</b>	<b>Bob SANDS</b>	Ginetta G4R
1 - 3:07.740		
2 - 2:02.864		
3 - 2:01.780		
4 - <b>1:58.915</b>		
<b>29</b>	<b>Paul DRAYSON</b>	Jaguar E-type
1 - 3:24.922	6 - 2:00.206	
2 - 2:10.201	7 - 2:03.333	
3 - 2:09.640	8 - 1:59.697	
4 - 2:07.450	9 - 1:59.478	
5 - 2:04.037	10 - <b>1:58.904</b>	
<b>35</b>	<b>Simon PEACH</b>	TVR Grantura MkIIA
1 - <b>3:15.470</b>		

Car Nos 22, 43 & 46 need working transponders please. 35 - 1 lap only.  
Weather / Track : Cloudy / Damp

## HSCC Millers Oils Classic Sports Car Championship Race QUALIFYING - LAP ANALYSIS

(contd.)

<b>39</b>	<b>Terence PAGE</b>	Marcos GT Gullwing
1 - 3:21.068	6 - 2:06.390	
2 - 2:11.889	7 - 2:04.857	
3 - 2:11.409	8 - <b>2:03.500</b>	
4 - 2:10.092	9 - 2:03.826	
5 - 2:10.925		
<b>41</b>	<b>Malcolm SANDERS</b>	Lotus Elan S3
1 - 3:25.526	6 - 2:06.010	
2 - 2:12.954	7 - 2:01.110	
3 - 2:09.274	8 - 2:00.248	
4 - 2:10.385	9 - <b>1:59.823</b>	
5 - 2:07.435		
<b>43</b>	<b>Robert HARTLEY</b>	Elva Mk 7
1 - 2:49.793	6 - 1:55.026	
2 - 2:20.663	7 - 1:53.460	
3 - 2:06.747	8 - 1:54.736	
4 - 2:00.441	9 - 1:51.508	
5 - 1:56.078	10 - <b>1:50.115</b>	
<b>44</b>	<b>Stephen RADCLIFFE</b>	Jaguar E-type
1 - 2:51.164	6 - 2:00.322	
2 - 2:15.484	7 - 2:00.338	
3 - 2:07.459	8 - <b>1:59.307</b>	
4 - 2:03.417	9 - 2:00.506	
5 - 2:02.863	10 - 1:59.317	
<b>46</b>	<b>Neil HOWE</b>	Triumph TR4
1 - 2:45.314	6 - 2:02.834	
2 - 2:23.015	7 - 2:02.421	
3 - 2:10.219	8 - 2:02.412	
4 - 2:07.221	9 - <b>2:00.986</b>	
5 - 2:03.579	10 - 2:01.214	
<b>56</b>	<b>David WROE</b>	TVR Griffith
1 - 3:14.097	6 - 2:04.897	
2 - 2:09.574	7 - 2:04.929	
3 - 2:11.074	8 - <b>2:01.781</b>	
4 - 2:06.583	9 - 2:03.732	
5 - 2:05.136	10 - 2:01.806	

Car Nos 22, 43 & 46 need working transponders please. 35 - 1 lap only.  
Weather / Track : Cloudy / Damp

## HSCC Millers Oils Classic Sports Car Championship Race QUALIFYING - LAP ANALYSIS

(contd.)

<b>61</b>	<b>Stephen BEALE</b>	MGB
1 - 2:46.191	6 - 2:09.600	
2 - 2:23.086	7 - 2:08.825	
3 - 2:14.686	8 - 2:08.046	
4 - 2:09.607	9 - <b>2:07.104</b>	
5 - 2:10.943		
<b>62</b>	<b>Mark GREEN</b>	Lotus 23B
1 - 2:40.993	6 - 2:03.323	
2 - 2:18.177	7 - 2:02.145	
3 - 2:14.350	8 - 2:03.113	
4 - 2:06.682	9 - <b>2:00.848</b>	
5 - 2:06.558	10 - 2:01.199	
<b>65</b>	<b>Peter THOMSON</b>	Marcos 1800 GT
1 - 3:38.606	6 - 2:08.499	
2 - 2:16.948	7 - 2:07.084	
3 - 2:13.224	8 - 2:07.235	
4 - 2:10.826	9 - <b>2:05.867</b>	
5 - 2:09.212		
<b>70</b>	<b>Les ELY</b>	Jaguar E-type
1 - 2:35.783	6 - 1:56.697	
2 - 2:08.672	7 - 1:56.552	
3 - 2:03.804	8 - 1:56.532	
4 - 1:59.608	9 - <b>1:55.287</b>	
5 - 1:59.031	10 - 1:56.178	
<b>73</b>	<b>Chris CLARKSON</b>	Austin Healey 3000
1 - 3:16.987	6 - 2:03.488	
2 - 2:07.249	7 - 2:01.643	
3 - 2:06.011	8 - 2:02.455	
4 - 2:04.364	9 - 2:01.522	
5 - 2:05.855	10 - <b>2:00.680</b>	
<b>75</b>	<b>Allen TICE</b>	Marcos 1800GT
1 - 2:49.165	6 - 1:56.217	
2 - 2:07.284	7 - 1:54.901	
3 - 1:59.664	8 - 1:53.045	
4 - 1:57.349	9 - 1:53.769	
5 - 1:55.189	10 - <b>1:52.564</b>	

Car Nos 22, 43 & 46 need working transponders please. 35 - 1 lap only.  
Weather / Track : Cloudy / Damp

## HSCC Millers Oils Classic Sports Car Championship Race QUALIFYING - LAP ANALYSIS

(contd.)

<b>77</b>	<b>Sean WALKER</b>	Lotus Elan 26R
1 -	2:58.999	6 - 1:53.483
2 -	2:07.730	7 - 1:52.638
3 -	2:00.067	8 - 1:53.207
4 -	1:56.122	9 - 1:52.122
5 -	1:54.612	10 - <b>1:51.195</b>
<b>78</b>	<b>Andrew COLLEY</b>	Lotus Elite
1 -	3:08.563	6 - 2:05.378
2 -	2:14.721	7 - 2:04.081
3 -	2:14.084	8 - 2:04.186
4 -	2:06.318	9 - <b>2:03.837</b>
5 -	2:05.159	
<b>88</b>	<b>Stephen MINOPRIO</b>	Marcos 1800 GT
1 -	2:52.500	6 - 1:53.995
2 -	2:07.823	7 - 1:53.333
3 -	1:59.231	8 - 1:53.659
4 -	1:56.026	9 - 1:52.030
5 -	1:54.886	10 - <b>1:51.816</b>
<b>90</b>	<b>Jamie McINTYRE</b>	Rejo Mk4
1 -	2:46.658	6 - 2:02.969
2 -	2:22.858	7 - <b>2:00.611</b>
3 -	2:12.295	8 - 2:00.838
4 -	2:08.911	9 - 2:28.127P
5 -	2:04.372	
<b>91</b>	<b>A VAN DER KROFT</b>	Morgan SLR
1 -	2:48.282	6 - 2:02.623
2 -	2:17.216	7 - 2:01.688
3 -	2:11.477	8 - 2:01.900
4 -	2:08.152	9 - <b>2:01.296</b>
5 -	2:03.430	10 - 2:01.959
<b>93</b>	<b>Richard BATEMAN</b>	Lotus Elan
1 -	2:33.672	6 - 2:07.961
2 -	2:19.715	7 - 2:10.788
3 -	2:23.075	8 - 2:06.699
4 -	2:14.111	9 - <b>2:03.046</b>
5 -	2:12.526	

Car Nos 22, 43 & 46 need working transponders please. 35 - 1 lap only.  
Weather / Track : Cloudy / Damp

Brands Hatch  
Circuit Length = 2.6228 miles.  
Start: 10:00 End: 10:20

## HSCC Millers Oils Classic Sports Car Championship Race QUALIFYING - LAP ANALYSIS

(contd.)

<b>94</b>	<b>Mark CLUBB</b>	Cooper Monaco Mk1
1 - 3:17.131 2 - 2:07.616 3 - <b>2:03.818</b>		
<b>99</b>	<b>Claire WILLIAMS</b>	Merlyn Mk6
1 - 3:19.106    6 - 2:09.317 2 - 2:15.411    7 - <b>2:06.713</b> 3 - 2:12.897    8 - 2:09.526 4 - 2:13.162    9 - 2:09.140 5 - 2:09.948		

Car Nos 22, 43 & 46 need working transponders please. 35 - 1 lap only.  
Weather / Track : Cloudy / Damp

# HSCC Millers Oils Classic Sports Car Championship Race

## GRID - RACE 8

ROW 16	22	BEGBIE	35	PEACH
ROW 15	99	WILLIAMS	61	BEALE
ROW 14	78	COLLEY	65	THOMSON
ROW 13	39	PAGE	94	CLUBB
ROW 12	56	WROE	93	BATEMAN
ROW 11	1	ROBERTS	91	VAN DER KROFT
ROW 10	62	GREEN	46	HOWE
ROW 9	73	CLARKSON	9	RAWLES
ROW 8	41	SANDERS	90	McINTYRE
ROW 7	27	SANDS	44	RADCLIFFE
ROW 6	13	CROWTON	29	DRAYSON
ROW 5	70	ELY	5	MOORE
ROW 4	75	TICE	19	STYLES
ROW 3	88	MINOPRIO	2	TIZZARD
ROW 2	16	NELSON	15	ALLISON
ROW 1	43	HARTLEY	77	WALKER
		POLE		



Weather / Track : Cloudy / Damp

These results are provisional until the conclusion of any judicial and technical matters.

Brands Hatch

Circuit Length = 2.6228 miles.

Start: 10:00 End: 10:20

Clerk Of Course:	Stewards:	Timekeeper:
------------------	-----------	-------------

## HSCC Millers Oils Classic Sports Car Championship Race

### RACE CLASSIFICATION - RACE 8

POS	NO	CL	NAME	NAT	CAR	TIME	LAPS	GAP	MPH	BEST
1	77	GS3	Sean WALKER		Lotus Elan 26R	21:19.404	12		88.61	1:44.972
2	43	Inv	Robert HARTLEY		Elva Mk 7	21:20.324	12	0.920	88.55	1:44.879
3	16	GS4	Phillip NELSON		Marcos 1800 GT	21:23.633	12	4.229	88.32	1:44.697
4	15	GS4	Charles ALLISON		Marcos 1800 GT	21:24.922	12	5.518	88.23	1:45.448
5	75	GS4	Allen TICE		Marcos 1800GT	21:41.057	12	21.653	87.13	1:46.670
6	2	GS4	Stuart TIZZARD		Marcos 1800GT	21:56.921	12	37.517	86.08	1:48.184
7	70	GS7	Les ELY		Jaguar E-type	22:08.905	12	49.501	85.31	1:48.844
8	19	GS4	Richard STYLES		Marcos 1800 GT	22:13.138	12	53.734	85.04	1:48.695
9	94	Inv	Mark CLUBB		Cooper Monaco Mk1	22:32.950	12	1:13.546	83.79	1:48.817
10	5	GS7	Michael MOORE		Jaguar E-type	22:45.081	12	1:25.677	83.05	1:51.341
11	29	GS7	Paul DRAYSON		Jaguar E-type	22:45.509	12	1:26.105	83.02	1:50.105
12	62	Inv	Mark GREEN		Lotus 23B	22:52.871	12	1:33.467	82.58	1:52.190
13	13	GS2	Adam CROWTON		Lotus Elite	22:56.257	12	1:36.853	82.37	1:52.308
14	73	GS7	Chris CLARKSON		Austin Healey 3000	23:03.136	12	1:43.732	81.96	1:52.888
15	90	Inv	Jamie McINTYRE		Rejo Mk4	21:28.100	11	1 LAP	80.68	1:53.887
16	41	GT1	Malcolm SANDERS		Lotus Elan S3	21:29.456	11	1 LAP	80.60	1:53.851
17	39	GS2	Garry PAGE		Marcos GT Gullwing	21:29.976	11	1 LAP	80.56	1:53.067
18	93	GS3	Richard BATEMAN		Lotus Elan	21:44.418	11	1 LAP	79.67	1:54.429
19	9	GS5	Bill RAWLES		Austin Healey 3000 MkII	21:47.937	11	1 LAP	79.46	1:55.561
20	56	GS5	David WROE		TVR Griffith	21:55.849	11	1 LAP	78.98	1:53.596
21	99	Inv	Claire WILLIAMS		Merlyn Mk6	21:57.539	11	1 LAP	78.88	1:55.796
22	65	GS4	Peter THOMSON		Marcos 1800 GT	21:59.663	11	1 LAP	78.75	1:55.024
23	78	GS2	Andrew COLLEY		Lotus Elite	22:05.694	11	1 LAP	78.39	1:56.336
24	61	GS6	Stephen BEALE		MGB	22:29.680	11	1 LAP	77.00	1:59.154
25	1	GS2	Brendan ROBERTS		Lotus Elite	22:48.046	11	1 LAP	75.97	1:54.909
26	22	GS4	Rod BEGBIE		TVR Grantura MkIII	23:57.715	11	1 LAP	72.28	1:58.147
27	46	GS7	Neil HOWE		Triumph TR4	21:38.255	10	2 LAPS	72.78	1:56.545

#### NOT CLASSIFIED

27	Inv	Bob SANDS		Ginetta G4R	18:48.567	10	D.N.F.	83.72	1:49.932
44	GS7	Stephen RADCLIFFE		Jaguar E-type	17:19.467	9	D.N.F.	81.81	1:53.633
88	GS4	Stephen MINOPRIO		Marcos 1800 GT	9:12.073	5	D.N.F.	85.63	1:47.478
91	GS6	A VAN DER KROFT		Morgan SLR	5:06.162	2	D.N.F.	61.90	2:37.145

#### FASTEST LAP

16	GS4	Phillip NELSON		Marcos 1800 GT	1:44.697	8	90.18mph	145.13kph
43	Inv	Robert HARTLEY		Elva Mk 7	1:44.879	8	90.02mph	144.88kph
77	GS3	Sean WALKER		Lotus Elan 26R	1:44.972	12	89.94mph	144.75kph
70	GS7	Les ELY		Jaguar E-type	1:48.844	8	86.74mph	139.60kph
13	GS2	Adam CROWTON		Lotus Elite	1:52.308	9	84.07mph	135.30kph
56	GS5	David WROE		TVR Griffith	1:53.596	8	83.12mph	133.76kph
41	GT1	Malcolm SANDERS		Lotus Elan S3	1:53.851	8	82.93mph	133.46kph
61	GS6	Stephen BEALE		MGB	1:59.154	8	79.24mph	127.52kph

Weather / Track : Cloudy / Damp

These results are provisional until the conclusion of any judicial and technical matters.

Brands Hatch

Circuit Length = 2.6228 miles.

Start: 13:24 End: 13:44

Clerk Of Course:	Stewards:	Timekeeper:
------------------	-----------	-------------

## HSCC Millers Oils Classic Sports Car Championship Race

### RACE CLASSIFICATION - RACE 8 - LAP CHART

Lap 1			Lap 2			Lap 3			Lap 4			Lap 5		
No	Behind	Laptime	No	Behind	Laptime	No	Behind	Laptime	No	Behind	Laptime	No	Behind	Laptime
77		1:53.995	77		1:47.030	77		1:46.539	77		1:46.230	77		1:45.780
43	1.205	1:55.200	43	1.741	1:47.566	43	1.446	1:46.244	43	0.969	1:45.753	43	0.847	1:45.658
15	1.498	1:55.493	15	2.585	1:48.117	15	2.347	1:46.301	15	2.140	1:46.023	15	1.808	1:45.448
16	2.024	1:56.019	16	2.923	1:47.929	16	3.158	1:46.774	16	2.671	1:45.743	16	2.606	1:45.715
88	2.240	1:56.235	88	3.870	1:48.660	88	4.809	1:47.478	88	6.634	1:48.055	75	8.618	1:47.741
75	3.817	1:57.812	75	4.442	1:47.655	75	5.363	1:47.460	75	6.657	1:47.524	88	12.499	1:51.645
2	4.529	1:58.524	2	7.084	1:49.585	2	9.291	1:48.746	2	11.756	1:48.695	2	14.160	1:48.184
70	6.158	2:00.153	19	10.000	1:50.488	19	12.156	1:48.695	19	15.454	1:49.528	19	19.038	1:49.364
19	6.542	2:00.537	70	11.273	1:52.145	70	15.874	1:51.140	70	20.352	1:50.708	70	24.446	1:49.874
5	9.378	2:03.373	5	16.829	1:54.481	46	1 LAP	2:09.578	27	29.557	1:51.180	27	34.892	1:51.115
44	10.507	2:04.502	44	17.705	1:54.228	5	24.144	1:53.854	5	32.008	1:54.094	5	38.744	1:52.516
13	10.523	2:04.518	27	18.380	1:53.620	27	24.607	1:52.766	62	32.687	1:53.117	62	41.167	1:54.260
62	11.136	2:05.131	62	19.038	1:54.932	44	25.572	1:54.406	44	33.575	1:54.233	44	42.075	1:54.280
27	11.790	2:05.785	29	20.075	1:54.684	62	25.800	1:53.301	29	33.903	1:53.897	29	42.542	1:54.419
29	12.421	2:06.416	13	20.754	1:57.261	29	26.236	1:52.700	46	1 LAP	2:00.694	94	42.844	1:52.278
73	13.802	2:07.797	73	21.769	1:54.997	13	28.831	1:54.616	94	36.346	1:51.335	13	44.549	1:53.920
9	14.403	2:08.398	9	22.974	1:55.601	73	30.345	1:55.115	13	36.409	1:53.808	73	47.659	1:54.694
41	16.402	2:10.397	1	25.209	1:55.534	94	31.241	1:51.905	73	38.745	1:54.630	46	1 LAP	2:00.456
1	16.705	2:10.700	41	25.316	1:55.944	9	31.996	1:55.561	9	41.920	1:56.154	9	51.765	1:55.625
90	18.515	2:12.510	94	25.875	1:51.426	1	34.876	1:56.206	1	44.215	1:55.569	90	56.116	1:55.236
94	21.479	2:15.474	90	27.931	1:56.446	41	35.479	1:56.702	90	46.660	1:56.337	41	56.622	1:54.963
39	21.682	2:15.677	56	32.447	1:56.520	90	36.553	1:55.161	41	47.439	1:58.190	56	1:03.627	1:55.081
56	22.957	2:16.952	39	34.065	1:59.413	56	43.945	1:58.037	56	54.326	1:56.611	39	1:04.669	1:54.992
93	23.074	2:17.069	93	36.579	2:00.535	39	45.441	1:57.915	39	55.457	1:56.246	93	1:12.000	1:57.284
99	25.414	2:19.409	99	38.350	1:59.966	93	49.331	1:59.291	93	1:00.496	1:57.395	99	1:16.223	1:57.065
65	25.682	2:19.677	65	39.701	2:01.049	99	52.881	2:01.070	99	1:04.938	1:58.287	65	1:19.293	1:57.978
61	27.329	2:21.324	61	42.607	2:02.308	65	55.061	2:01.899	65	1:07.095	1:58.264	78	1:20.640	1:57.849
22	28.320	2:22.315	78	43.089	2:00.938	78	56.018	1:59.468	78	1:08.571	1:58.783	61	1:28.619	2:01.066
78	29.181	2:23.176	22	46.001	2:04.711	61	58.335	2:02.267	61	1:13.333	2:01.228	22	1:32.508	2:00.909
91	43.150	2:37.145	91	1:25.137	2:29.017P	22	1:02.014	2:02.552	22	1:17.379	2:01.595			
46	1:43.598	3:37.593P												



# HSCC Millers Oils Classic Sports Car Championship Race

## RACE CLASSIFICATION - RACE 8 - LAP CHART

(contd.)

Lap 6			Lap 7			Lap 8			Lap 9			Lap 10		
No	Behind	Laptime	No	Behind	Laptime	No	Behind	Laptime	No	Behind	Laptime	No	Behind	Laptime
77		1:45.376	77		1:45.866	43		1:44.879	43		1:45.022	43		1:45.330
43	1.558	1:46.087	43	1.029	1:45.337	77	0.554	1:46.462	77	0.510	1:44.978	77	0.451	1:45.271
15	3.367	1:46.935	16	2.842	1:45.327	16	1.631	1:44.697	99	1 LAP	1:56.550	16	4.864	1:46.497
16	3.381	1:46.151	22	1 LAP	2:02.157	15	3.952	1:45.849	16	3.697	1:47.088	15	5.289	1:45.860
75	9.912	1:46.670	15	4.011	1:46.510	75	14.493	1:47.765	15	4.759	1:45.829	9	1 LAP	1:56.793
2	17.441	1:48.657	75	12.636	1:48.590	61	1 LAP	2:02.090	65	1 LAP	1:57.514	93	1 LAP	1:54.892
19	23.622	1:49.960	2	20.263	1:48.688	22	1 LAP	1:59.993	78	1 LAP	1:59.704	99	1 LAP	1:58.230
1	1 LAP	3:11.558P	19	28.766	1:51.010	2	23.020	1:48.665	75	17.311	1:47.840	75	18.784	1:46.803
70	28.596	1:49.526	70	31.793	1:49.063	19	34.679	1:51.821	2	27.202	1:49.204	65	1 LAP	1:56.398
27	39.944	1:50.428	1	1 LAP	2:00.761	70	34.729	1:48.844	61	1 LAP	1:59.154	78	1 LAP	1:56.336
5	45.831	1:52.463	27	45.094	1:51.016	27	49.118	1:49.932	22	1 LAP	1:58.664	2	30.591	1:48.719
62	49.569	1:53.778	5	52.849	1:52.884	1	1 LAP	1:55.736	70	38.686	1:48.979	70	42.355	1:48.999
94	49.829	1:52.361	94	54.729	1:50.766	94	58.559	1:49.738	19	40.549	1:50.892	61	1 LAP	1:59.750
44	50.332	1:53.633	62	57.147	1:53.444	5	1:00.369	1:53.428	27	56.334	1:52.238	22	1 LAP	1:58.147
29	50.613	1:53.447	29	57.583	1:52.836	62	1:03.760	1:52.521	1	1 LAP	1:55.914	19	44.675	1:49.456
13	52.175	1:53.002	44	58.819	1:54.353	29	1:04.121	1:52.446	94	1:02.354	1:48.817	27	1:01.491	1:50.487
73	55.921	1:53.638	13	59.772	1:53.463	44	1:06.753	1:53.842	5	1:07.964	1:52.617	94	1:06.254	1:49.230
46	1 LAP	1:57.640	73	1:04.524	1:54.469	13	1:07.047	1:53.183	62	1:10.928	1:52.190	1	1 LAP	1:54.909
9	1:02.325	1:55.936	9	1:12.204	1:55.745	73	1:12.438	1:53.822	29	1:11.347	1:52.248	5	1:14.375	1:51.741
90	1:05.000	1:54.260	46	1 LAP	1:57.927	90	1:22.713	1:53.887	13	1:14.333	1:52.308	29	1:16.788	1:50.771
41	1:06.064	1:54.818	90	1:14.734	1:55.600	41	1:23.156	1:53.851	44	1:17.721	1:55.990	62	1:18.780	1:53.182
56	1:13.079	1:54.828	41	1:15.213	1:55.015	46	1 LAP	1:59.124	73	1:21.162	1:53.746	13	1:22.257	1:53.254
39	1:13.840	1:54.547	56	1:21.350	1:54.137	56	1:29.038	1:53.596	90	1:32.179	1:54.488	73	1:28.720	1:52.888
93	1:24.149	1:57.525	39	1:22.059	1:54.085	39	1:30.075	1:53.924	41	1:37.458	1:59.324	90	1:43.674	1:56.825
99	1:27.059	1:56.212	93	1:34.638	1:56.355	9	1:40.269	2:13.973	46	1 LAP	1:57.007			
65	1:31.388	1:57.471	99	1:36.989	1:55.796	93	1:43.159	1:54.429	56	1:38.863	1:54.847			
78	1:32.638	1:57.374	65	1:42.639	1:57.117				39	1:39.652	1:54.599			
61	1:44.312	2:01.069	78	1:43.686	1:56.914									

# HSCC Millers Oils Classic Sports Car Championship Race

## RACE CLASSIFICATION - RACE 8 - LAP CHART

(contd.)

Lap 11			Lap 12			Lap 13			Lap 14			Lap 15		
No	Behind	Laptime	No	Behind	Laptime	No	Behind	Laptime	No	Behind	Laptime	No	Behind	Laptime
43		1:47.099	77		1:44.972									
77	0.257	1:46.905	43	0.920	1:46.149									
41	1 LAP	1:55.348	16	4.229	1:45.592									
39	1 LAP	1:55.511	15	5.518	1:46.213									
16	3.866	1:46.101	90	1 LAP	1:57.350									
15	4.534	1:46.344	41	1 LAP	1:54.904									
46	2 LAPS	2:01.691	39	1 LAP	1:53.067									
93	1 LAP	1:54.570	46	2 LAPS	1:56.545									
9	1 LAP	1:57.557	75	21.653	1:47.492									
75	19.390	1:47.705	93	1 LAP	1:55.073									
56	1 LAP	2:17.183	9	1 LAP	1:56.594									
99	1 LAP	1:58.005	56	1 LAP	1:58.057									
65	1 LAP	1:55.024	2	37.517	1:50.386									
2	32.360	1:48.868	99	1 LAP	1:56.949									
78	1 LAP	1:57.576	65	1 LAP	1:57.272									
70	44.502	1:49.246	78	1 LAP	1:57.576									
19	48.066	1:50.490	70	49.501	1:50.228									
61	1 LAP	1:59.479	19	53.734	1:50.897									
22	1 LAP	1:59.413	61	1 LAP	1:59.945									
94	1:08.759	1:49.604	94	1:13.546	1:50.016									
1	1 LAP	1:55.094	5	1:25.677	1:52.289									
5	1:18.617	1:51.341	29	1:26.105	1:51.540									
29	1:19.794	1:50.105	1	1 LAP	1:56.065									
62	1:23.950	1:52.269	62	1:33.467	1:54.746									
13	1:28.322	1:53.164	13	1:36.853	1:53.760									
73	1:35.625	1:54.004	73	1:43.732	1:53.336									
			22	1 LAP	3:27.259P									

## HSCC Legends Racing Historic Formula Ford Race

### QUALIFYING - RACE 9

POS	NO	CL	NAME	NAT	CAR	TIME	LAPS	GAP	MPH
1	1		Neil FOWLER		Lola T200	1:46.370	9		88.76
2	12		Jason MINSHAW		Merlyn Mk20	1:49.026	10	2.656	86.60
3	42		Nigel BANCROFT		Crossle 20F	1:49.876	10	3.506	85.93
4	8		John GOLDSMITH		Macon MR8B	1:49.937	10	3.567	85.88
5	64		Peter ALEXANDER		Macon MR8	1:50.171	10	3.801	85.70
6	69		Dave LOWE		Lotus 69	1:50.551	10	4.181	85.40
7	19		Jeremy STOCK		Jamun T2	1:50.581	10	4.211	85.38
8	33		Adam HAMPSON		Lola T204	1:50.899	9	4.529	85.14
9	77		Chris SHARPLES		Palliser WDF1	1:51.048	10	4.678	85.02
10	65		Peter DENHAM		Merlyn Mk11A	1:51.262	9	4.892	84.86
11	27		Dick DIXON		Lotus 61	1:52.455	10	6.085	83.96
12	44		John BLADON		Merlyn Mk11A	1:52.538	10	6.168	83.90
13	85		C LILLINGSTONE-PRICE		Merlyn Mk11	1:52.726	9	6.356	83.76
14	87		Nelson ROWE		Crossle 20F	1:52.796	9	6.426	83.70
15	99	N	Gregory THORNTON		Titan Mk4	1:53.629	9	7.259	83.09
16	53		Martin HIBBERT		Merlyn Mk20A	1:53.634	10	7.264	83.09
17	48		Crispin SCHLAEFLI		Macon MR8	1:53.895	10	7.525	82.90
18	91	N	Alastair GARRATT		Lola T200	1:54.097	9	7.727	82.75
19	47		Tony DEMPSTER		Lola T200	1:54.133	9	7.763	82.72
20	88	N	Paul DRAYSON		Merlyn Mk20	1:54.624	9	8.254	82.37
21	21		Neil BOWMAN		Macon MR7B	1:54.627	7	8.257	82.37
22	24		Mark CLUBB		Merlyn Mk20	1:54.942	9	8.572	82.14
23	68		Jason WILLIAMS		Merlyn Mk9	1:55.581	9	9.211	81.69
24	30		Neil GLOVER		Macon Mk8	1:55.793	9	9.423	81.54
25	54		Alex MEEK		Merlyn MK20A	1:56.069	9	9.699	81.34
26	14		Guy MINSHAW		Merlyn Mk20	1:57.104	7	10.734	80.63
27	18		Mike CONDLIFFE		Alexis Mk18	1:58.279	9	11.909	79.82
28	90	N	Henry SCOTT		Lola T200	1:58.558	6	12.188	79.64
29	96	N	Andrew GARSIDE		Alexis Mk14	1:58.637	7	12.267	79.58
30	45		Colin WRIGHT		Merlyn Mk17	1:58.644	9	12.274	79.58
31	39		Michael RICHINGS		Alexis Mk15	1:59.589	9	13.219	78.95
32	46		Mike BROMLEY		Merlyn Mk11A	1:59.987	9	13.617	78.69
33	75		Anthony GODDARD		Merlyn Mk 20	2:01.247	9	14.877	77.87
34	89		Gary CRITCHER		Nike Mk4/6	2:01.682	8	15.312	77.59
35	5		Barry HARGREAVES		Lotus 61	2:02.768	8	16.398	76.91
36	10		Matthew McMULLEN		Merlyn Mk20	2:03.773	8	17.403	76.28
37	58		Terry VAN DER ZEE		Nike Mk4	2:06.548	8	20.178	74.61
38	59		Terence TUMBER		Lola T200	2:10.453	8	24.083	72.37
39	97	N	Alan HICKS		Lotus 61	2:24.632	2	38.262	65.28

Car No 53 needs a working transponder please.

Weather / Track : Cloudy / Wet

These results are provisional until the conclusion of any judicial and technical matters.

Brands Hatch

Circuit Length = 2.6228 miles.

Start: 10:31 End: 10:49

Clerk Of Course:	Stewards:	Timekeeper:

## HSCC Legends Racing Historic Formula Ford Race QUALIFYING - LAP ANALYSIS

<b>1</b>	<b>Neil FOWLER</b>	Lola T200
1 -	3:06.600	6 - 1:49.297
2 -	1:55.176	7 - 1:48.612
3 -	1:51.681	8 - 2:07.045
4 -	1:50.922	9 - <b>1:46.370</b>
5 -	1:50.016	
<b>5</b>	<b>Barry HARGREAVES</b>	Lotus 61
1 -	3:15.364	6 - 2:05.429
2 -	2:08.794	7 - <b>2:02.768</b>
3 -	2:06.560	8 - 2:05.454
4 -	2:03.927	
5 -	2:04.593	
<b>8</b>	<b>John GOLDSMITH</b>	Macon MR8B
1 -	2:05.505	6 - 1:52.248
2 -	1:57.885	7 - 1:52.772
3 -	1:55.883	8 - 1:53.184
4 -	1:55.157	9 - 1:51.131
5 -	1:54.535	10 - <b>1:49.937</b>
<b>10</b>	<b>Matthew McMULLEN</b>	Merlyn Mk20
1 -	2:37.942	6 - 2:14.566
2 -	2:15.953	7 - 2:03.944
3 -	2:14.202	8 - <b>2:03.773</b>
4 -	2:10.381	
5 -	2:13.090	
<b>12</b>	<b>Jason MINSHAW</b>	Merlyn Mk20
1 -	2:14.005	6 - 1:51.035
2 -	1:55.929	7 - 1:54.119
3 -	1:54.098	8 - 1:52.069
4 -	1:54.588	9 - 1:49.596
5 -	1:53.484	10 - <b>1:49.026</b>
<b>14</b>	<b>Guy MINSHAW</b>	Merlyn Mk20
1 -	2:22.983	6 - 1:58.652
2 -	1:59.913	7 - 2:23.471P
3 -	1:58.964	
4 -	1:58.425	
5 -	<b>1:57.104</b>	

Car No 53 needs a working transponder please.  
Weather / Track : Cloudy / Wet

## HSCC Legends Racing Historic Formula Ford Race QUALIFYING - LAP ANALYSIS

(contd.)

<b>18</b>	<b>Mike CONDLIFFE</b>	Alexis Mk18
1 - 2:38.255	6 - 1:58.432	
2 - 2:03.558	7 - 2:16.187	
3 - 2:01.901	8 - 1:58.826	
4 - 2:03.985	9 - <b>1:58.279</b>	
5 - 1:59.572		
<b>19</b>	<b>Jeremy STOCK</b>	Jamun T2
1 - 2:35.554	6 - 1:54.160	
2 - 2:00.989	7 - 1:53.397	
3 - 1:59.176	8 - 1:51.743	
4 - 1:56.127	9 - <b>1:50.581</b>	
5 - 1:54.766	10 - 1:55.174	
<b>21</b>	<b>Neil BOWMAN</b>	Macon MR7B
1 - 2:38.130	6 - <b>1:54.627</b>	
2 - 1:59.219	7 - 1:55.921	
3 - 1:58.898		
4 - 1:58.667		
5 - 1:56.274		
<b>24</b>	<b>Mark CLUBB</b>	Merlyn Mk20
1 - 3:08.989	6 - <b>1:54.942</b>	
2 - 2:08.896	7 - 1:55.832	
3 - 1:57.981	8 - 1:56.701	
4 - 2:00.910	9 - 1:56.444	
5 - 1:55.793		
<b>27</b>	<b>Dick DIXON</b>	Lotus 61
1 - 2:31.199	6 - 1:56.049	
2 - 1:59.513	7 - 1:53.470	
3 - 1:58.043	8 - 1:55.724	
4 - 1:59.270	9 - <b>1:52.455</b>	
5 - 1:54.014	10 - 1:55.824	
<b>30</b>	<b>Neil GLOVER</b>	Macon Mk8
1 - 2:56.090	6 - 1:57.884	
2 - 2:08.498	7 - 1:59.810	
3 - 2:00.531	8 - <b>1:55.793</b>	
4 - 2:02.638	9 - 1:58.383	
5 - 1:59.916		

Car No 53 needs a working transponder please.  
Weather / Track : Cloudy / Wet

## HSCC Legends Racing Historic Formula Ford Race QUALIFYING - LAP ANALYSIS

(contd.)

<b>33</b>	<b>Adam HAMPSON</b>	Lola T204
1 - 3:05.005	6 - 1:52.596	
2 - 2:02.232	7 - 1:52.857	
3 - 1:58.607	8 - 1:51.160	
4 - 1:55.720	9 - <b>1:50.899</b>	
5 - 1:55.806		
<b>39</b>	<b>Michael RICHINGS</b>	Alexis Mk15
1 - 2:55.088	6 - 2:05.680	
2 - 2:09.599	7 - 2:05.774	
3 - 2:07.813	8 - 2:03.310	
4 - 2:04.532	9 - <b>1:59.589</b>	
5 - 2:05.856		
<b>42</b>	<b>Nigel BANCROFT</b>	Crossle 20F
1 - 2:05.694	6 - 1:53.950	
2 - 1:57.377	7 - 1:54.395	
3 - 1:55.609	8 - 1:52.479	
4 - 1:55.415	9 - <b>1:49.876</b>	
5 - 1:54.530	10 - 1:52.070	
<b>44</b>	<b>John BLADON</b>	Merlyn Mk11A
1 - 2:37.571	6 - 1:56.249	
2 - 1:57.314	7 - 1:54.698	
3 - 1:54.176	8 - <b>1:52.538</b>	
4 - 1:54.436	9 - 1:53.426	
5 - 1:55.386	10 - 1:53.811	
<b>45</b>	<b>Colin WRIGHT</b>	Merlyn Mk17
1 - 2:40.695	6 - 2:01.627	
2 - 2:08.026	7 - 1:59.576	
3 - 2:07.564	8 - 1:58.686	
4 - 2:05.726	9 - <b>1:58.644</b>	
5 - 2:06.581		
<b>46</b>	<b>Mike BROMLEY</b>	Merlyn Mk11A
1 - 2:54.082	6 - 2:05.313	
2 - 2:13.841	7 - <b>1:59.987</b>	
3 - 2:04.731	8 - 2:16.411	
4 - 2:04.090	9 - 2:04.048	
5 - 2:06.481		

Car No 53 needs a working transponder please.  
Weather / Track : Cloudy / Wet

## HSCC Legends Racing Historic Formula Ford Race QUALIFYING - LAP ANALYSIS

(contd.)

<b>47</b>	<b>Tony DEMPSTER</b>	Lola T200
1 - 3:17.222	6 - 1:59.647	
2 - 2:10.701	7 - 1:56.013	
3 - 2:07.247	8 - 1:59.619	
4 - 2:02.520	9 - <b>1:54.133</b>	
5 - 2:01.240		
<b>48</b>	<b>Crispin SCHLAEFLI</b>	Macon MR8
1 - 2:09.567	6 - 1:58.556	
2 - 2:02.760	7 - 1:54.975	
3 - 2:00.654	8 - 1:55.731	
4 - 1:58.191	9 - 1:54.516	
5 - 1:58.661	10 - <b>1:53.895</b>	
<b>53</b>	<b>Martin HIBBERT</b>	Merlyn Mk20A
1 - 2:09.245	6 - 2:01.500	
2 - 1:59.060	7 - 1:57.448	
3 - 1:58.461	8 - 1:54.946	
4 - 2:01.107	9 - <b>1:53.634</b>	
5 - 2:00.279	10 - 1:55.987	
<b>54</b>	<b>Alex MEEK</b>	Merlyn MK20A
1 - 2:24.423	6 - 1:56.304	
2 - 2:03.165	7 - <b>1:56.069</b>	
3 - 2:01.545	8 - 1:57.584	
4 - 2:02.338	9 - 1:56.849	
5 - 2:00.411		
<b>58</b>	<b>Terry VAN DER ZEE</b>	Nike Mk4
1 - 3:07.176	6 - 2:16.117	
2 - 2:16.615	7 - 2:09.998	
3 - 2:11.679	8 - <b>2:06.548</b>	
4 - 2:16.587		
5 - 2:13.205		
<b>59</b>	<b>Terence TUMBER</b>	Lola T200
1 - 3:06.068	6 - 2:12.945	
2 - 2:24.132	7 - 2:12.852	
3 - 2:20.036	8 - <b>2:10.453</b>	
4 - 2:16.937		
5 - 2:18.125		

Car No 53 needs a working transponder please.  
Weather / Track : Cloudy / Wet

## HSCC Legends Racing Historic Formula Ford Race QUALIFYING - LAP ANALYSIS

(contd.)

<b>64</b>	<b>Peter ALEXANDER</b>	Macon MR8
1 - 2:00.127	6 - 1:52.770	
2 - 1:51.652	7 - 1:54.619	
3 - 2:01.481	8 - 1:52.407	
4 - 1:53.606	9 - 1:52.151	
5 - 1:52.364	10 - <b>1:50.171</b>	
<b>65</b>	<b>Peter DENHAM</b>	Merlyn Mk11A
1 - 3:04.264	6 - 1:52.992	
2 - 2:02.567	7 - 1:52.051	
3 - 2:01.273	8 - 1:52.499	
4 - 1:56.826	9 - <b>1:51.262</b>	
5 - 1:54.259		
<b>68</b>	<b>Jason WILLIAMS</b>	Merlyn Mk9
1 - 3:13.324	6 - 2:00.206	
2 - 2:04.448	7 - <b>1:55.581</b>	
3 - 2:00.341	8 - 1:56.331	
4 - 2:00.503	9 - 2:41.252P	
5 - 2:01.323		
<b>69</b>	<b>Dave LOWE</b>	Lotus 69
1 - 2:40.634	6 - 1:53.677	
2 - 1:58.057	7 - 1:53.160	
3 - 1:57.762	8 - 1:54.170	
4 - 1:55.747	9 - <b>1:50.551</b>	
5 - 1:53.801	10 - 1:54.439	
<b>75</b>	<b>Anthony GODDARD</b>	Merlyn Mk 20
1 - 2:56.711	6 - 2:03.755	
2 - 2:13.746	7 - 2:03.646	
3 - 2:06.905	8 - 2:02.407	
4 - 2:04.546	9 - <b>2:01.247</b>	
5 - 2:05.075		
<b>77</b>	<b>Chris SHARPLES</b>	Palliser WDF1
1 - 2:37.423	6 - 1:56.045	
2 - 1:58.242	7 - 1:52.897	
3 - 1:55.663	8 - 1:51.519	
4 - 1:55.982	9 - <b>1:51.048</b>	
5 - 1:53.385	10 - 1:52.745	

Car No 53 needs a working transponder please.  
Weather / Track : Cloudy / Wet



## HSCC Legends Racing Historic Formula Ford Race QUALIFYING - LAP ANALYSIS

(contd.)

<b>85</b>	<b>C LILLINGSTONE-PRICE</b>	Merlyn Mk11
1 - 2:46.487	6 - 1:55.391	
2 - 2:02.746	7 - 1:54.569	
3 - 1:59.335	8 - 1:55.064	
4 - 1:58.009	9 - <b>1:52.726</b>	
5 - 1:57.268		
<b>87</b>	<b>Nelson ROWE</b>	Crossle 20F
1 - 2:32.330	6 - 1:57.222	
2 - 2:02.177	7 - 1:54.997	
3 - 3:30.225P	8 - <b>1:52.796</b>	
4 - 2:05.519	9 - 1:54.212	
5 - 1:58.468		
<b>88</b>	<b>Paul DRAYSON</b>	Merlyn Mk20
1 - 3:08.816	6 - 2:00.486	
2 - 2:05.201	7 - 1:57.550	
3 - 2:00.511	8 - <b>1:54.624</b>	
4 - 2:03.166	9 - 1:56.378	
5 - 2:03.432		
<b>89</b>	<b>Gary CRITCHER</b>	Nike Mk4/6
1 - 3:04.825	6 - 2:26.561	
2 - 2:11.495	7 - 2:09.552	
3 - 2:08.411	8 - <b>2:01.682</b>	
4 - 2:05.736		
5 - 2:02.095		
<b>90</b>	<b>Henry SCOTT</b>	Lola T200
1 - 3:08.148	6 - 1:59.555	
2 - 2:15.020		
3 - 2:00.154		
4 - <b>1:58.558</b>		
5 - 2:01.221		
<b>91</b>	<b>Alastair GARRATT</b>	Lola T200
1 - 3:15.704	6 - 1:59.043	
2 - 2:09.204	7 - 1:56.917	
3 - 2:02.552	8 - 1:56.018	
4 - 2:02.106	9 - <b>1:54.097</b>	
5 - 1:59.273		

Car No 53 needs a working transponder please.  
Weather / Track : Cloudy / Wet

## HSCC Legends Racing Historic Formula Ford Race QUALIFYING - LAP ANALYSIS

(contd.)

<b>96</b>	<b>Andrew GARSIDE</b>	Alexis Mk14
1 - 3:04.693	6 - 2:01.848	
2 - 2:04.693	7 - <b>1:58.637</b>	
3 - 2:04.811		
4 - 2:06.043		
5 - 2:03.749		
<b>97</b>	<b>Alan HICKS</b>	Lotus 61
1 - 3:04.613		
2 - <b>2:24.632</b>		
<b>99</b>	<b>Gregory THORNTON</b>	Titan Mk4
1 - 2:55.303	6 - 1:56.286	
2 - 2:11.185	7 - <b>1:53.629</b>	
3 - 2:00.912	8 - 1:58.801	
4 - 1:58.057	9 - 1:53.938	
5 - 1:58.014		

Car No 53 needs a working transponder please.  
Weather / Track : Cloudy / Wet

# HSCC Legends Racing Historic Formula Ford Race

## GRID - RACE 9

ROW 19	59	TUMBER	97	HICKS
ROW 18	10	McMULLEN	58	VAN DER ZEE
ROW 17	89	CRITCHER	5	HARGREAVES
ROW 16	46	BROMLEY	75	GODDARD
ROW 15	45	WRIGHT	39	RICHINGS
ROW 14	90	SCOTT	96	GARSDIE
ROW 13	14	MINSHAW	18	CONDLIFFE
ROW 12	30	GLOVER	54	MEEK
ROW 11	24	CLUBB	68	WILLIAMS
ROW 10	88	DRAYSON	21	BOWMAN
ROW 9	91	GARRATT	47	DEMPSTER
ROW 8	53	HIBBERT	48	SCHLAEFLI
ROW 7	87	ROWE	99	THORNTON
ROW 6	44	BLADON	85	LILLINGSTONE-PRICE
ROW 5	65	DENHAM	27	DIXON
ROW 4	33	HAMPSON	77	SHARPLES
ROW 3	69	LOWE	19	STOCK
ROW 2	42	BANCROFT	8	GOLDSMITH
ROW 1	1	FOWLER	12	MINSHAW
<b>POLE</b>				

Reserve No 64.

Weather / Track : Cloudy / Wet

These results are provisional until the conclusion of any judicial and technical matters.

Brands Hatch

Circuit Length = 2.6228 miles.

Start: 10:31 End: 10:49

Clerk Of Course:	Stewards:	Timekeeper:
------------------	-----------	-------------

## HSCC Legends Racing Historic Formula Ford Race

### RACE CLASSIFICATION - RACE 9

POS	NO	CL	NAME	NAT	CAR	TIME	LAPS	GAP	MPH	BEST
1	12		Jason MINSHAW		Merlyn Mk20	20:26.452	12		92.44	1:39.766
2	1		Neil FOWLER		Lola T200	20:26.540	12	0.088	92.43	1:38.844
3	42		Nigel BANCROFT		Crossle 20F	20:39.249	12	12.797	91.48	1:41.395
4	77		Chris SHARPLES		Palliser WDF1	20:41.379	12	14.927	91.32	1:41.901
5	8		John GOLDSMITH		Macon MR8B	20:41.806	12	15.354	91.29	1:41.794
6	69		Dave LOWE		Lotus 69	20:42.515	12	16.063	91.24	1:41.413
7	33		Adam HAMPSON		Lola T204	20:42.737	12	16.285	91.22	1:41.848
8	19		Jeremy STOCK		Jamun T2	20:45.110	12	18.658	91.05	1:42.357
9	65		Peter DENHAM		Merlyn Mk11A	20:51.139	12	24.687	90.61	1:41.759
10	44		John BLADON		Merlyn Mk11A	21:00.013	12	33.561	89.97	1:43.613
11	87		Nelson ROWE		Crossle 20F	21:00.768	12	34.316	89.92	1:43.506
12	14		Guy MINSHAW		Merlyn Mk20	21:01.565	12	35.113	89.86	1:42.381
13	47		Tony DEMPSTER		Lola T200	21:11.615	12	45.163	89.15	1:43.583
14	99	N	Gregory THORNTON		Titan Mk4	21:17.605	12	51.153	88.73	1:44.641
15	68		Jason WILLIAMS		Merlyn Mk9	21:29.818	12	1:03.366	87.89	1:45.037
16	88	N	Paul DRAYSON		Merlyn Mk20	21:30.075	12	1:03.623	87.88	1:43.467
17	48		Crispin SCHLAEFLI		Macon MR8	21:33.708	12	1:07.256	87.63	1:45.003
18	21		Neil BOWMAN		Macon MR7B	21:39.564	12	1:13.112	87.23	1:44.158
19	54		Alex MEEK		Merlyn MK20A	21:45.258	12	1:18.806	86.85	1:44.683
20	30		Neil GLOVER		Macon Mk8	21:45.391	12	1:18.939	86.85	1:45.508
21	75		Anthony GODDARD		Merlyn Mk 20	21:47.609	12	1:21.157	86.70	1:46.168
22	10		Matthew McMULLEN		Merlyn Mk20	22:11.005	12	1:44.553	85.17	1:47.071
23	58		Terry VAN DER ZEE		Nike Mk4	20:29.489	11	1 LAP	84.53	1:48.631
24	39		Michael RICHINGS		Alexis Mk15	20:30.140	11	1 LAP	84.48	1:47.942
25	46		Mike BROMLEY		Merlyn Mk11A	20:44.861	11	1 LAP	83.48	1:50.025
26	90	N	Henry SCOTT		Lola T200	20:59.288	11	1 LAP	82.53	1:49.385
27	5		Barry HARGREAVES		Lotus 61	21:08.316	11	1 LAP	81.94	1:50.161
28	89		Gary CRITCHER		Nike Mk4/6	21:09.682	11	1 LAP	81.85	1:51.219
29	97	N	Alan HICKS		Lotus 61	20:37.939	10	2 LAPS	76.32	1:56.526

#### NOT CLASSIFIED

59			Terence TUMBER		Lola T200	13:09.510	7	D.N.F.	83.80	1:48.655
85			C LILLINGSTONE-PRICE		Merlyn Mk11	8:49.736	5	D.N.F.	89.24	1:43.414
27			Dick DIXON		Lotus 61	11:06.201	5	D.N.F.	70.96	1:43.429
18			Mike CONDLIFFE		Alexis Mk18	5:42.677	3	D.N.F.	82.85	1:48.970
24			Mark CLUBB		Merlyn Mk20	5:59.512	3	D.N.F.	78.97	1:48.848
53			Martin HIBBERT		Merlyn Mk20A	4:23.373	2	D.N.F.	71.95	2:02.923
45			Colin WRIGHT		Merlyn Mk17		0	D.N.F.	N/A	
91	N		Alastair GARRATT		Lola T200		0	D.N.F.	N/A	
96	N		Andrew GARSIDE		Alexis Mk14		0	D.N.F.	N/A	

#### FASTEST LAP

1			Neil FOWLER		Lola T200	1:38.844	11	95.52mph	153.73kph
88	N		Paul DRAYSON		Merlyn Mk20	1:43.467	12	91.25mph	146.86kph

Weather / Track : Cloudy / Damp

These results are provisional until the conclusion of any judicial and technical matters.

Brands Hatch

Circuit Length = 2.6228 miles.

Start: 13:59 End: 14:20

Clerk Of Course:	Stewards:	Timekeeper:

# HSCC Legends Racing Historic Formula Ford Race

## RACE CLASSIFICATION - RACE 9 - LAP CHART

Lap 1			Lap 2			Lap 3			Lap 4			Lap 5		
No	Behind	Laptime	No	Behind	Laptime	No	Behind	Laptime	No	Behind	Laptime	No	Behind	Laptime
1		1:48.166	1		1:39.251	12		1:42.119	12		1:42.868	12		1:42.282
12	0.031	1:48.197	12	0.546	1:39.766	8	3.885	1:42.465	8	3.715	1:42.698	8	5.261	1:43.828
42	0.985	1:49.151	42	3.165	1:41.431	42	4.071	1:43.571	42	4.361	1:43.158	42	5.372	1:43.293
8	1.183	1:49.349	8	4.085	1:42.153	69	4.269	1:42.124	69	5.071	1:43.670	69	6.017	1:43.228
69	2.039	1:50.205	69	4.810	1:42.022	77	5.849	1:42.507	77	5.792	1:42.811	77	6.608	1:43.098
77	2.859	1:51.025	77	6.007	1:42.399	33	6.609	1:43.027	33	6.363	1:42.622	33	6.658	1:42.577
19	3.158	1:51.324	33	6.247	1:41.922	19	6.739	1:43.140	65	6.809	1:42.810	65	6.781	1:42.254
33	3.576	1:51.742	19	6.264	1:42.357	65	6.867	1:43.004	19	7.470	1:43.599	1	7.877	1:41.168
65	3.987	1:52.153	65	6.528	1:41.792	1	10.927	1:53.592	1	8.991	1:40.932	19	8.600	1:43.412
44	4.830	1:52.996	44	9.528	1:43.949	44	11.056	1:44.193	44	12.296	1:44.108	85	14.504	1:44.174
85	5.600	1:53.766	85	9.763	1:43.414	85	11.327	1:44.229	85	12.612	1:44.153	44	14.591	1:44.577
27	5.675	1:53.841	27	9.853	1:43.429	27	12.745	1:45.557	27	13.347	1:43.470	87	14.826	1:43.534
87	5.884	1:54.050	87	10.390	1:43.757	87	12.805	1:45.080	87	13.574	1:43.637	47	21.038	1:45.883
99	7.072	1:55.238	99	13.382	1:45.561	47	16.583	1:44.807	47	17.437	1:43.722	14	24.668	1:44.372
48	9.872	1:58.038	47	14.441	1:43.583	99	18.539	1:47.822	14	22.578	1:44.596	99	25.517	1:44.746
47	10.109	1:58.275	48	16.510	1:45.889	68	19.820	1:45.375	99	23.053	1:47.382	68	26.713	1:45.851
21	10.576	1:58.742	68	17.110	1:45.276	14	20.850	1:44.654	68	23.144	1:46.192	48	27.869	1:46.165
68	11.085	1:59.251	21	18.711	1:47.386	48	21.191	1:47.346	48	23.986	1:45.663	88	28.365	1:46.313
88	11.225	1:59.391	14	18.861	1:46.401	88	21.477	1:44.809	88	24.334	1:45.725	54	28.793	1:45.845
54	11.609	1:59.775	88	19.333	1:47.359	54	21.718	1:44.683	21	24.912	1:45.603	21	38.238	1:55.608
14	11.711	1:59.877	54	19.700	1:47.342	21	22.177	1:46.131	54	25.230	1:46.380	30	42.257	1:47.550
39	14.547	2:02.713	18	25.618	1:48.970	30	32.031	1:48.008	30	36.989	1:47.826	75	43.339	1:47.422
53	14.757	2:02.923	24	26.005	1:48.848	18	32.595	1:49.642	75	38.199	1:48.193	39	52.624	1:50.684
30	15.568	2:03.734	75	26.514	1:48.995	75	32.874	1:49.025	39	44.222	1:51.365	10	52.853	1:49.213
18	15.899	2:04.065	30	26.688	1:50.371	39	35.725	1:49.804	58	45.490	1:50.798	58	54.337	1:51.129
24	16.408	2:04.574	5	28.198	1:50.161	58	37.560	1:50.952	10	45.922	1:50.636	59	55.600	1:50.067
75	16.770	2:04.936	39	28.586	1:53.290	10	38.154	1:50.840	59	47.815	1:50.129	46	58.979	1:51.083
5	17.288	2:05.454	58	29.273	1:50.183	59	40.554	1:52.611	46	50.178	1:51.373	5	1:15.034	1:54.226
58	18.341	2:06.507	46	29.915	1:50.424	46	41.673	1:54.423	5	1:03.090	1:52.993	89	1:16.391	1:54.490
46	18.742	2:06.908	10	29.979	1:50.139	24	49.430	2:06.090P	89	1:04.183	1:55.118	90	1:22.034	1:50.535
10	19.091	2:07.257	59	30.608	1:50.342	89	51.933	1:55.486	90	1:13.781	1:52.088			
59	19.517	2:07.683	89	39.112	1:55.474	5	52.965	2:07.432	97	1:23.405	1:58.558			
89	22.889	2:11.055	97	49.189	1:59.821	90	1:04.561	1:53.463						
97	28.619	2:16.785	90	53.763	1:53.720	97	1:07.715	2:01.191						
90	39.294	2:27.460	53	55.956	2:20.450P									

# HSCC Legends Racing Historic Formula Ford Race

## RACE CLASSIFICATION - RACE 9 - LAP CHART

(contd.)

Lap 6			Lap 7			Lap 8			Lap 9			Lap 10		
No	Behind	Laptime	No	Behind	Laptime	No	Behind	Laptime	No	Behind	Laptime	No	Behind	Laptime
12		1:42.353	12		1:41.942	12		1:41.267	12		1:42.823	12		1:41.228
8	6.149	1:43.241	1	7.778	1:41.696	1	5.786	1:39.275	90	1 LAP	1:49.737	1	2.493	1:39.282
42	6.536	1:43.517	8	7.936	1:43.729	8	8.463	1:41.794	1	4.439	1:41.476	42	10.518	1:42.550
77	7.463	1:43.208	42	8.097	1:43.503	42	8.655	1:41.825	5	1 LAP	1:53.626	8	11.181	1:43.153
69	7.555	1:43.891	69	9.260	1:43.647	69	9.406	1:41.413	42	9.196	1:43.364	69	11.599	1:43.264
65	7.950	1:43.522	65	9.584	1:43.576	77	10.994	1:42.540	8	9.256	1:43.616	77	12.112	1:43.268
1	8.024	1:42.500	77	9.721	1:44.200	33	12.353	1:43.360	89	1 LAP	1:53.440	33	14.068	1:43.151
33	8.946	1:44.641	33	10.260	1:43.256	19	13.141	1:43.653	69	9.563	1:42.980	90	1 LAP	1:51.853
19	9.508	1:43.261	19	10.755	1:43.189	65	19.093	1:50.776	77	10.072	1:41.901	19	14.563	1:42.797
44	17.142	1:44.904	44	19.784	1:44.584	44	23.325	1:44.808	33	12.145	1:42.615	65	19.885	1:43.084
87	17.456	1:44.983	87	20.083	1:44.569	87	23.688	1:44.872	19	12.994	1:42.676	89	1 LAP	1:51.733
97	1 LAP	2:22.299	47	25.921	1:44.863	47	28.697	1:44.043	65	18.029	1:41.759	5	1 LAP	1:53.250
47	23.000	1:44.315	14	28.061	1:43.459	14	29.802	1:43.008	44	24.395	1:43.893	44	26.780	1:43.613
14	26.544	1:44.229	99	32.305	1:46.442	99	36.213	1:45.175	87	24.733	1:43.868	87	27.011	1:43.506
99	27.805	1:44.641	54	37.513	1:47.758	48	45.682	1:48.642	14	30.055	1:43.076	14	31.329	1:42.502
68	29.421	1:45.061	48	38.307	1:49.524	68	45.868	1:47.131	47	31.355	1:45.481	47	35.480	1:45.353
48	30.725	1:45.209	68	40.004	1:52.525	21	49.064	1:45.620	99	38.685	1:45.295	99	42.439	1:44.982
88	30.900	1:44.888	97	1 LAP	2:03.397	88	49.447	1:44.472	68	50.630	1:47.585	68	54.439	1:45.037
54	31.697	1:45.257	21	44.711	1:45.370	54	53.110	1:56.864	48	51.510	1:48.651	48	55.285	1:45.003
21	41.283	1:45.398	88	46.242	1:57.284	30	59.902	1:48.213	21	51.855	1:45.614	21	55.743	1:45.116
30	46.924	1:47.020	30	52.956	1:47.974	75	1:00.815	1:47.624	88	51.950	1:45.326	88	56.882	1:46.160
27	1 LAP	3:59.904P	75	54.458	1:47.704	97	1 LAP	2:01.404	54	58.801	1:48.514	54	1:05.203	1:47.630
75	48.696	1:47.710	59	1:09.983	1:48.655	10	1:18.595	1:49.530	30	1:04.192	1:47.113	30	1:08.895	1:45.931
39	1:00.881	1:50.610	39	1:10.081	1:51.142	39	1:20.184	1:51.370	75	1:05.171	1:47.179	75	1:10.172	1:46.229
10	1:01.115	1:50.615	10	1:10.332	1:51.159	58	1:20.344	1:49.664	97	1 LAP	1:56.526	10	1:29.583	1:47.071
58	1:03.165	1:51.181	58	1:11.947	1:50.724	46	1:24.636	1:50.891	10	1:23.740	1:47.968	39	1:34.138	1:50.063
59	1:03.270	1:50.023	46	1:15.012	1:50.303				39	1:25.303	1:47.942	58	1:34.188	1:49.264
46	1:06.651	1:50.025	90	1:37.931	1:50.701				58	1:26.152	1:48.631	97	1 LAP	2:00.272
5	1:26.917	1:54.236	5	1:39.216	1:54.241				46	1:32.714	1:50.901			
89	1:27.578	1:53.540	89	1:40.049	1:54.413									
90	1:29.172	1:49.491												

# HSCC Legends Racing Historic Formula Ford Race

## RACE CLASSIFICATION - RACE 9 - LAP CHART

(contd.)

Lap 11			Lap 12			Lap 13			Lap 14			Lap 15		
No	Behind	Laptime	No	Behind	Laptime	No	Behind	Laptime	No	Behind	Laptime	No	Behind	Laptime
12		1:40.628	12		1:40.979									
1	0.709	1:38.844	1	0.088	1:40.358									
46	1 LAP	1:53.321	58	1 LAP	1:50.456									
42	12.381	1:42.491	39	1 LAP	1:51.157									
8	12.802	1:42.249	97	2 LAPS	1:57.686									
77	13.392	1:41.908	42	12.797	1:41.395									
69	13.863	1:42.892	77	14.927	1:42.514									
33	15.288	1:41.848	8	15.354	1:43.531									
19	16.831	1:42.896	69	16.063	1:43.179									
65	22.624	1:43.367	33	16.285	1:41.976									
90	1 LAP	1:50.855	46	1 LAP	1:55.209									
44	30.615	1:44.463	19	18.658	1:42.806									
5	1 LAP	1:50.803	65	24.687	1:43.042									
87	31.716	1:45.333	90	1 LAP	1:49.385									
89	1 LAP	1:53.714	44	33.561	1:43.925									
14	33.711	1:43.010	87	34.316	1:43.579									
47	40.243	1:45.391	14	35.113	1:42.381									
99	47.300	1:45.489	5	1 LAP	1:51.894									
68	58.908	1:45.097	89	1 LAP	1:51.219									
21	59.273	1:44.158	47	45.163	1:45.899									
88	1:01.135	1:44.881	99	51.153	1:44.832									
48	1:02.224	1:47.567	68	1:03.366	1:45.437									
54	1:12.493	1:47.918	88	1:03.623	1:43.467									
30	1:13.775	1:45.508	48	1:07.256	1:46.011									
75	1:15.712	1:46.168	21	1:13.112	1:54.818									
10	1:36.728	1:47.773	54	1:18.806	1:47.292									
			30	1:18.939	1:46.143									
			75	1:21.157	1:46.424									
			10	1:44.553	1:48.804									

## HSCC Derek Bell Trophy Race

### QUALIFYING - RACE 12

POS	NO	CL	NAME	NAT	CAR	TIME	LAPS	GAP	MPH
1	40	A	Simon HADFIELD		Chevron B37	1:39.472	7		94.92
2	70	A	James DENTY		Lotus 70	1:42.757	9	3.285	91.88
3	81	A	Michael SCHRYVER		Trojan T101	1:43.451	10	3.979	91.27
4	16	Inv	Mike WRIGLEY		Lola 330/2	1:45.775	8	6.303	89.26
5	48	C	Stuart TILLEY		Modus M1	1:46.769	9	7.297	88.43
6	21	B	Marcus PYE		Chevron B40	1:48.769	8	9.297	86.80
7	73	A	Tim BARRY		March 76A	1:51.778	4	12.306	84.47
8	65	A	Frank LYONS		Lola T332	1:52.052	5	12.580	84.26
9	62	C	John RAND		Lotus 59/69 B	1:53.134	8	13.662	83.45
10	94	B	Roy WALZER		Brabham BT35	1:53.146	5	13.674	83.45
11	91	C	Rory STOCKBRIDGE		Brabham BT35	1:54.855	6	15.383	82.20
12	7	B	Paul BASON		March 712	1:55.027	5	15.555	82.08
13	38	B	Tony DUNDERDALE		March 742/24	1:55.531	8	16.059	81.72
14	59	B	Nick WADHAM		Tecno F2 69	1:57.385	4	17.913	80.43
15	99	C	Patrick SUMNER		Kitchiner K4B	1:58.187	4	18.715	79.89
16	61	B	D STREVE-MUELHENS		March 712M	2:00.820	5	21.348	78.15
17	71	B	Alain DEWAGTER		Chevron B48	2:02.146	7	22.674	77.30
18	19	B	John HOLMES		March 772P	2:03.220	8	23.748	76.62
19	49	C	Derek GRAHAM		GRD 272	2:07.252	8	27.780	74.20
20	98	A	Steven FITZSIMMONS		Lola T400	2:07.911	3	28.439	73.81
21	80	C	Chris BALL		Brabham BT28/29	2:08.451	6	28.979	73.50
22	83	B	David BROWN		Brabham BT30	2:09.687	8	30.215	72.80
23	28	A	Keith NORRIS		Chevron B28	2:12.708	8	33.236	71.14
24	76	Inv	Mike GATT		Techcraft Brabham BT21	2:14.343	4	34.871	70.28
25	66	A	Michael SCOTT		Lola T300	2:17.200	4	37.728	68.82
26	37	B	Lincoln SMALL		Brabham BT30	2:24.382	6	44.910	65.39
27	55	A	Judy LYONS		Surtees TS9	2:29.060	5	49.588	63.34

Car No 80 needs a working transponder please.

Weather / Track : Cloudy / Wet

These results are provisional until the conclusion of any judicial and technical matters.

Brands Hatch

Circuit Length = 2.6228 miles.

Start: 11:00 End: 11:28

Clerk Of Course:	Stewards:	Timekeeper:



## HSCC Derek Bell Trophy Race QUALIFYING - LAP ANALYSIS

<b>7</b>	<b>Paul BASON</b>	March 712
1 - 6:54.333 2 - 1:58.225 3 - X:00.000 4 - <b>1:55.027</b> 5 - 1:55.373		
<b>16</b>	<b>Mike WRIGLEY</b>	Lola 330/2
1 - 3:00.878    6 - 1:53.740 2 - 2:02.030    7 - 1:46.587 3 - 1:51.661    8 - <b>1:45.775</b> 4 - 1:51.682 5 - X:00.000		
<b>19</b>	<b>John HOLMES</b>	March 772P
1 - 3:15.868    6 - 2:08.929 2 - 2:15.080    7 - 2:04.574 3 - 2:05.436    8 - <b>2:03.220</b> 4 - 2:14.913 5 - X:00.000		
<b>21</b>	<b>Marcus PYE</b>	Chevron B40
1 - 2:44.689    6 - 1:49.156 2 - 1:58.671    7 - 1:51.554 3 - 1:53.931    8 - <b>1:48.769</b> 4 - 1:54.686 5 - X:00.000		
<b>28</b>	<b>Keith NORRIS</b>	Chevron B28
1 - 2:39.600    6 - 2:25.572 2 - 2:20.769    7 - 2:19.814 3 - 2:15.832    8 - 2:15.222 4 - <b>2:12.708</b> 5 - X:00.000		
<b>37</b>	<b>Lincoln SMALL</b>	Brabham BT30
1 - 3:20.713    6 - 2:27.511 2 - 2:29.596 3 - <b>2:24.382</b> 4 - X:00.000 5 - 2:37.108		

Car No 80 needs a working transponder please. Car 97 - 1 lap only.  
Weather / Track : Cloudy / Wet

## HSCC Derek Bell Trophy Race QUALIFYING - LAP ANALYSIS

(contd.)

<b>38</b>	<b>Tony DUNDERDALE</b>	March 742/24
1 -	2:58.525	6 - 1:59.998
2 -	2:19.296	7 - 1:56.295
3 -	2:07.112	8 - <b>1:55.531</b>
4 -	2:08.607	
5 -	X:00.000	
<b>40</b>	<b>Simon HADFIELD</b>	Chevron B37
1 -	8:07.750	6 - 1:43.052
2 -	1:46.298	7 - <b>1:39.472</b>
3 -	X:00.000	
4 -	1:42.948	
5 -	1:43.575	
<b>48</b>	<b>Stuart TILLEY</b>	Modus M1
1 -	2:57.062	6 - 1:47.276
2 -	1:54.776	7 - 1:47.635
3 -	1:50.137	8 - 1:48.733
4 -	1:49.682	9 - <b>1:46.769</b>
5 -	X:00.000	
<b>49</b>	<b>Derek GRAHAM</b>	GRD 272
1 -	2:59.658	6 - 2:16.464
2 -	2:17.740	7 - 2:11.747
3 -	2:13.055	8 - <b>2:07.252</b>
4 -	2:08.972	
5 -	X:00.000	
<b>55</b>	<b>Judy LYONS</b>	Surtees TS9
1 -	2:57.043	
2 -	2:30.140	
3 -	<b>2:29.060</b>	
4 -	X:00.000	
5 -	3:10.169P	
<b>59</b>	<b>Nick WADHAM</b>	Tecno F2 69
1 -	2:37.885	
2 -	1:59.833	
3 -	<b>1:57.385</b>	
4 -	2:01.465	

Car No 80 needs a working transponder please. Car 97 - 1 lap only.  
Weather / Track : Cloudy / Wet

Brands Hatch  
Circuit Length = 2.6228 miles.  
Start: 11:00 End: 11:28

## HSCC Derek Bell Trophy Race QUALIFYING - LAP ANALYSIS

(contd.)

<b>61</b>	<b>D STREVE-MUELHENS</b>	March 712M
1 - 8:36.388 2 - X:00.000 3 - 2:08.979 4 - 2:04.768 5 - <b>2:00.820</b>		
<b>62</b>	<b>John RAND</b>	Lotus 59/69 B
1 - 2:44.522    6 - <b>1:53.134</b> 2 - 2:04.873    7 - 1:55.561 3 - 2:02.035    8 - 1:55.518 4 - 2:00.446 5 - X:00.000		
<b>65</b>	<b>Frank LYONS</b>	Lola T332
1 - 8:48.531P 2 - X:00.000 3 - 1:57.061 4 - <b>1:52.052</b> 5 - 1:54.140		
<b>66</b>	<b>Michael SCOTT</b>	Lola T300
1 - 3:15.466 2 - 2:17.763 3 - <b>2:17.200</b> 4 - X:00.000P		
<b>70</b>	<b>James DENTY</b>	Lotus 70
1 - 2:57.531    6 - 1:44.307 2 - 1:54.349    7 - 1:44.443 3 - 1:48.085    8 - 1:44.811 4 - 1:48.926    9 - <b>1:42.757</b> 5 - X:00.000		
<b>71</b>	<b>Alain DEWAGTER</b>	Chevron B48
1 - 2:50.074    6 - 2:04.806 2 - 2:14.418    7 - <b>2:02.146</b> 3 - 2:13.519 4 - 2:17.052 5 - X:00.000		

Car No 80 needs a working transponder please. Car 97 - 1 lap only.  
Weather / Track : Cloudy / Wet

Brands Hatch  
Circuit Length = 2.6228 miles.  
Start: 11:00    End: 11:28

## HSCC Derek Bell Trophy Race QUALIFYING - LAP ANALYSIS

(contd.)

<b>73</b>	<b>Tim BARRY</b>	March 76A
1 - 2:41.240 2 - 2:00.629 3 - <b>1:51.778</b> 4 - 2:32.257P		
<b>76</b>	<b>Mike GATT</b>	Techcraft Brabham BT21
1 - 2:56.201 2 - 2:19.184 3 - <b>2:14.343</b> 4 - 2:20.076		
<b>80</b>	<b>Chris BALL</b>	Brabham BT28/29
1 - 2:40.599    6 - 2:18.218 2 - 2:19.242 3 - 2:12.955 4 - <b>2:08.451</b> 5 - X:00.000		
<b>81</b>	<b>Michael SCHRYVER</b>	Trojan T101
1 - 2:56.296    6 - X:00.000 2 - 1:54.070    7 - 1:45.228 3 - 1:47.038    8 - 1:43.519 4 - 1:44.734    9 - 1:43.873 5 - 1:44.953    10 - <b>1:43.451</b>		
<b>83</b>	<b>David BROWN</b>	Brabham BT30
1 - 2:57.408    6 - 2:15.581 2 - 2:22.371    7 - 2:12.198 3 - 2:13.080    8 - <b>2:09.687</b> 4 - 2:18.015 5 - X:00.000		
<b>91</b>	<b>Rory STOCKBRIDGE</b>	Brabham BT35
1 - 2:58.296    6 - <b>1:54.855</b> 2 - 2:16.549 3 - 2:02.458 4 - X:00.000P 5 - 2:09.355		

Car No 80 needs a working transponder please. Car 97 - 1 lap only.  
Weather / Track : Cloudy / Wet

Brands Hatch  
Circuit Length = 2.6228 miles.  
Start: 11:00    End: 11:28

## HSCC Derek Bell Trophy Race QUALIFYING - LAP ANALYSIS

(contd.)


<b>94</b>	<b>Roy WALZER</b>	Brabham BT35
1 - 9:22.320 2 - X:00.000 3 - 1:53.729 4 - <b>1:53.146</b> 5 - 1:54.615		
<b>98</b>	<b>Steven FITZSIMMONS</b>	Lola T400
1 - 2:29.789 2 - 2:13.609 3 - <b>2:07.911</b>		
<b>99</b>	<b>Patrick SUMNER</b>	Kitchiner K4B
1 - 2:47.585 2 - 2:04.667 3 - 1:59.806 4 - <b>1:58.187</b>		

Car No 80 needs a working transponder please. Car 97 - 1 lap only.  
Weather / Track : Cloudy / Wet

# HSCC Derek Bell Trophy Race

## GRID - RACE 12

ROW 14	55 LYONS	
ROW 13	66 SCOTT	37 SMALL
ROW 12	28 NORRIS	76 GATT
ROW 11	80 BALL	83 BROWN
ROW 10	49 GRAHAM	98 FITZSIMMONS
ROW 9	71 DEWAGTER	19 HOLMES
ROW 8	99 SUMNER	61 STREVE-MUELHENS
ROW 7	38 DUNDERDALE	59 WADHAM
ROW 6	91 STOCKBRIDGE	7 BASON
ROW 5	62 RAND	94 WALZER
ROW 4	73 BARRY	65 LYONS
ROW 3	48 TILLEY	21 PYE
ROW 2	81 SCHRYVER	16 WRIGLEY
ROW 1	40 HADFIELD	70 DENTY
	POLE	



Weather / Track : Cloudy / Wet  
 These results are provisional until the conclusion of any judicial and technical matters.

Brands Hatch  
 Circuit Length = 2.6228 miles.  
 Start: 11:00 End: 11:28

Clerk Of Course:	Stewards:	Timekeeper:
------------------	-----------	-------------

## HSCC Derek Bell Trophy Race

### RACE CLASSIFICATION - RACE 12

POS	NO	CL	NAME	NAT	CAR	TIME	LAPS	GAP	MPH	BEST
1	81	A	Michael SCHRYVER		Trojan T101	19:46.148	12		95.58	1:36.847
2	40	A	Simon HADFIELD		Chevron B37	20:24.530	12	38.382	92.58	1:31.123
3	21	B	Marcus PYE		Chevron B40	20:34.224	12	48.076	91.85	1:40.051
4	48	C	Stuart TILLEY		Modus M1	20:34.860	12	48.712	91.81	1:39.947
5	94	B	Roy WALZER		Brabham BT35	21:02.286	12	1:16.138	89.81	1:39.526
6	71	B	Alain DEWAGTER		Chevron B48	21:02.873	12	1:16.725	89.77	1:40.119
7	99	C	Patrick SUMNER		Kitchiner K4B	21:21.752	12	1:35.604	88.45	1:38.690
8	80	C	Chris BALL		Brabham BT28/29	19:47.234	11	1 LAP	87.54	1:42.111
9	59	B	Nick WADHAM		Tecno F2 69	19:50.951	11	1 LAP	87.26	1:41.557
10	61	B	D STREVE-MUELHENS		March 712M	19:51.414	11	1 LAP	87.23	1:41.534
11	98	A	Steven FITZSIMMONS		Lola T400	20:14.554	11	1 LAP	85.57	1:42.683
12	38	B	Tony DUNDERDALE		March 742/24	20:24.285	11	1 LAP	84.89	1:44.223
13	66	A	Michael SCOTT		Lola T300	20:26.600	11	1 LAP	84.73	1:46.177
14	28	A	Keith NORRIS		Chevron B28	20:37.696	11	1 LAP	83.97	1:41.159
15	91	C	Rory STOCKBRIDGE		Brabham BT35	20:40.850	11	1 LAP	83.75	1:47.044
16	19	B	John HOLMES		March 772P	20:41.344	11	1 LAP	83.72	1:49.249
17	7	B	Paul BASON		March 712	20:41.953	11	1 LAP	83.68	1:42.764
18	76	Inv	Mike GATT		Techcraft Brabham BT21	20:47.274	11	1 LAP	83.32	1:47.352
19	83	B	David BROWN		Brabham BT30	20:58.638	11	1 LAP	82.57	1:48.465
20	65	B	Frank LYONS		Chevron B29	21:08.527	11	1 LAP	81.93	1:43.845

#### NOT CLASSIFIED

49	C	Derek GRAHAM	GRD 272	13:30.856	6	D.N.F.	69.95	1:53.416
55	A	Judy LYONS	Surtees TS9	9:03.459	4	D.N.F.	69.62	2:09.686
70	A	James DENTY	Lotus 70	5:07.378	3	D.N.F.	92.37	1:39.009
73	A	Tim BARRY	March 76A	1:53.319	1	D.N.F.	83.92	1:53.319

#### FASTEST LAP

40	A	Simon HADFIELD	Chevron B37	1:31.123	9	103.61mph	166.75kph
99	C	Patrick SUMNER	Kitchiner K4B	1:38.690	12	95.67mph	153.97kph
94	B	Roy WALZER	Brabham BT35	1:39.526	12	94.87mph	152.67kph
76	Inv	Mike GATT	Techcraft Brabham BT21	1:47.352	8	87.95mph	141.54kph

Weather / Track : Cloudy / Wet - Drying

These results are provisional until the conclusion of any judicial and technical matters.

Brands Hatch

Circuit Length = 2.6228 miles.

Start: 16:09 End: 16:28

Clerk Of Course:	Stewards:	Timekeeper:
------------------	-----------	-------------

## HSCC Derek Bell Trophy Race

### RACE CLASSIFICATION - RACE 12 - LAP CHART

Lap 1			Lap 2			Lap 3			Lap 4			Lap 5		
No	Behind	Laptime	No	Behind	Laptime	No	Behind	Laptime	No	Behind	Laptime	No	Behind	Laptime
81		1:45.162	81		1:37.715	81		1:37.979	81		1:38.938	81		1:38.267
70	2.084	1:47.246	70	3.378	1:39.009	70	6.522	1:41.123	55	1 LAP	2:09.686	48	23.871	1:41.078
48	6.638	1:51.800	48	11.999	1:43.076	48	17.663	1:43.643	48	21.060	1:42.335	21	24.108	1:41.002
21	7.138	1:52.300	21	12.423	1:43.000	21	18.215	1:43.771	21	21.373	1:42.096	55	1 LAP	2:10.891
73	8.157	1:53.319	65	26.598	1:50.774	94	36.473	1:47.351	94	44.600	1:47.065	94	50.434	1:44.101
65	13.539	1:58.701	94	27.101	1:49.329	65	38.209	1:49.590	71	45.710	1:45.699	71	52.715	1:45.272
94	15.487	2:00.649	59	29.852	1:51.102	71	38.949	1:47.076	65	47.053	1:47.782	65	54.412	1:45.626
59	16.465	2:01.627	71	29.852	1:49.520	59	42.262	1:50.389	59	53.280	1:49.956	59	1:02.467	1:47.454
91	16.652	2:01.814	91	33.349	1:54.412	80	47.332	1:50.438	80	58.178	1:49.784	80	1:07.155	1:47.244
71	18.047	2:03.209	80	34.873	1:51.948	91	48.145	1:52.775	99	58.356	1:49.094	40	1:07.852	1:39.166
61	18.683	2:03.845	61	35.520	1:54.552	99	48.200	1:49.607	61	59.582	1:48.987	99	1:08.123	1:48.034
80	20.640	2:05.802	19	35.762	1:52.299	61	49.533	1:51.992	19	1:00.556	1:49.420	61	1:09.132	1:47.817
19	21.178	2:06.340	99	36.572	1:52.748	19	50.074	1:52.291	40	1:06.953	1:39.621	19	1:11.538	1:49.249
99	21.539	2:06.701	66	43.436	1:53.701	66	56.698	1:51.241	91	1:06.980	1:57.773	66	1:18.407	1:48.678
83	25.226	2:10.388	83	44.448	1:56.937	83	1:02.571	1:56.102	66	1:07.996	1:50.236	91	1:23.355	1:54.642
76	27.091	2:12.253	76	47.545	1:58.169	40	1:06.270	1:43.450	83	1:19.389	1:55.756	98	1:29.945	1:48.111
66	27.450	2:12.612	28	48.282	1:57.389	76	1:06.607	1:57.041	98	1:20.101	1:50.468	38	1:31.536	1:48.596
28	28.608	2:13.770	49	52.641	2:00.334	28	1:07.739	1:57.436	38	1:21.207	1:50.758	83	1:35.716	1:54.594
49	30.022	2:15.184	7	52.947	1:56.250	98	1:08.571	1:53.204	76	1:23.691	1:56.022	76	1:37.086	1:51.662
7	34.412	2:19.574	98	53.346	1:55.327	38	1:09.387	1:53.718	28	1:24.207	1:55.406	28	1:38.001	1:52.061
98	35.734	2:20.896	38	53.648	1:53.991	49	1:13.586	1:58.924	49	1:28.064	1:53.416			
38	37.372	2:22.534	40	1:00.799	1:41.058	7	1:13.845	1:58.877	7	1:28.277	1:53.370			
55	45.076	2:30.238	55	1:20.005	2:12.644									
40	57.456	2:42.618												



# HSCC Derek Bell Trophy Race

## RACE CLASSIFICATION - RACE 12 - LAP CHART

(contd.)

Lap 6			Lap 7			Lap 8			Lap 9			Lap 10		
No	Behind	Laptime	No	Behind	Laptime	No	Behind	Laptime	No	Behind	Laptime	No	Behind	Laptime
81		1:39.580	81		1:39.077	81		1:39.068	81		1:36.847	81		1:37.350
7	1 LAP	1:52.077	38	1 LAP	1:48.298	98	1 LAP	1:46.096	66	1 LAP	1:47.132	66	1 LAP	1:47.552
49	1 LAP	1:55.705	76	1 LAP	1:50.386	38	1 LAP	1:47.446	98	1 LAP	1:45.732	98	1 LAP	1:43.221
21	26.704	1:42.176	28	1 LAP	1:50.085	91	1 LAP	1:52.980	19	1 LAP	1:53.562	38	1 LAP	1:44.223
48	27.387	1:43.096	7	1 LAP	1:48.397	49	2 LAPS	3:27.293P	38	1 LAP	1:45.447	19	1 LAP	1:50.749
94	55.496	1:44.642	83	1 LAP	1:56.139	76	1 LAP	1:48.502	91	1 LAP	1:48.029	91	1 LAP	1:47.661
71	56.899	1:43.764	21	29.712	1:42.085	28	1 LAP	1:48.128	76	1 LAP	1:47.352	76	1 LAP	1:47.404
65	1:00.527	1:45.695	48	30.229	1:41.919	7	1 LAP	1:46.250	28	1 LAP	1:47.675	28	1 LAP	1:47.367
40	1:06.795	1:38.523	94	59.003	1:42.584	83	1 LAP	1:50.637	7	1 LAP	1:47.303	21	39.895	1:42.241
59	1:11.441	1:48.554	71	1:00.869	1:43.047	21	31.120	1:40.476	21	35.004	1:40.731	7	1 LAP	1:48.250
80	1:14.358	1:46.783	40	1:04.173	1:36.455	48	31.976	1:40.815	48	35.934	1:40.805	48	40.996	1:42.412
99	1:14.657	1:46.114	65	1:06.160	1:44.710	40	59.175	1:34.070	83	1 LAP	1:49.896	40	47.822	1:31.721
61	1:15.567	1:46.015	59	1:18.936	1:46.572	94	1:01.990	1:42.055	40	53.451	1:31.123	83	1 LAP	1:50.560
19	1:24.762	1:52.804	80	1:19.543	1:44.262	71	1:04.115	1:42.314	94	1:06.446	1:41.303	71	1:10.668	1:40.631
66	1:26.007	1:47.180	99	1:20.751	1:45.171	65	1:10.937	1:43.845	71	1:07.387	1:40.119	94	1:11.234	1:42.138
98	1:35.896	1:45.531	61	1:21.508	1:45.018	59	1:22.957	1:43.089	65	1:18.138	1:44.048	65	1:27.242	1:46.454
91	1:37.055	1:53.280	66	1:36.238	1:49.308	80	1:23.631	1:43.156	59	1:27.667	1:41.557	99	1:32.207	1:40.718
			19	1:38.870	1:53.185	99	1:24.454	1:42.771	99	1:28.839	1:41.232	80	1:34.141	1:42.596
						61	1:25.447	1:43.007	80	1:28.895	1:42.111	59	1:34.657	1:44.340
									61	1:30.134	1:41.534	61	1:37.167	1:44.383

**HSCC Derek Bell Trophy Race**  
**RACE CLASSIFICATION - RACE 12 - LAP CHART**  
 (contd.)

Lap 11			Lap 12			Lap 13			Lap 14			Lap 15		
No	Behind	Laptime	No	Behind	Laptime	No	Behind	Laptime	No	Behind	Laptime	No	Behind	Laptime
81		1:38.694	81		1:37.471									
98	1 LAP	1:42.683	80	1 LAP	1:43.110									
66	1 LAP	1:46.177	59	1 LAP	1:46.311									
38	1 LAP	1:44.743	61	1 LAP	1:44.264									
91	1 LAP	1:47.044	98	1 LAP	1:43.285									
19	1 LAP	1:50.948	38	1 LAP	1:44.531									
40	43.375	1:34.247	40	38.382	1:32.478									
21	45.496	1:44.295	66	1 LAP	1:52.783									
48	46.236	1:43.934	21	48.076	1:40.051									
28	1 LAP	1:47.220	48	48.712	1:39.947									
76	1 LAP	1:50.177	28	1 LAP	1:41.159									
7	1 LAP	1:48.841	91	1 LAP	1:50.440									
83	1 LAP	1:49.164	19	1 LAP	1:50.497									
71	1:13.707	1:41.733	7	1 LAP	1:42.764									
94	1:14.083	1:41.543	76	1 LAP	1:48.306									
99	1:34.385	1:40.872	83	1 LAP	1:48.465									
			94	1:16.138	1:39.526									
			71	1:16.725	1:40.489									
			65	1 LAP	3:11.302P									
			99	1:35.604	1:38.690									

## BRDC Historic Sports Car Championship Race QUALIFYING - RACE 13

POS	NO	CL	NAME	NAT	CAR	TIME	LAPS	GAP	MPH
1	1	A	John HARPER		Cooper Monaco	1:55.805	10		81.53
2	37	A	Philip WALKER		Lotus 15	1:56.330	10	0.525	81.16
3	21	T	Graeme DODD		Jaguar XK120	1:57.558	10	1.753	80.31
4	7	A	Ted WILLIAMS		Cooper T49 Monaco	1:57.917	10	2.112	80.07
5	9	A	Julian BRONSON		Lister Corvette	1:58.951	6	3.146	79.37
6	54	B	Peter HORSMAN		Lotus 17	1:59.730	10	3.925	78.86
7	88	A	Tony WOOD		Lister Jaguar	1:59.969	10	4.164	78.70
8	8	B	John CLARK		Lola Mk1	2:00.379	9	4.574	78.43
9	66	T	Sid HOOLE		Cooper Monaco	2:01.182	6	5.377	77.91
10	55	B	Rupert WHYTE		Lotus 11	2:02.240	8	6.435	77.24
11	4	B	Neil DAVIES		Lotus 11	2:04.543	9	8.738	75.81
12	77	A	Adrian VAN DER KROFT		Cooper Monaco	2:04.604	9	8.799	75.77
13	12	A	Mark CLUBB		Cooper Monaco Mk1	2:06.844	6	11.039	74.43
14	16	A	Andrew GARNER		Lister Costin	2:07.006	9	11.201	74.34
15	33	T	Nigel WEBB		Jaguar XK120	2:09.044	9	13.239	73.16
16	6	C	Benjamin EASTICK		Jaguar D-type	2:10.064	9	14.259	72.59
17	67	T	Roy WALZER		Cooper Monaco	2:12.051	9	16.246	71.50
18	23	C	Barrie WOOD		RGS Atlanta Jaguar	2:12.816	9	17.011	71.09
19	68	T	John CHISHOLM		Jaguar XK120	2:12.841	7	17.036	71.07
20	65	T	Gareth WILLIAMS		Lotus 11	2:12.846	9	17.041	71.07
21	45	T	Graham BRYANT		Lotus 15	2:21.312	6	25.507	66.81

Weather / Track : Cloudy / Wet

These results are provisional until the conclusion of any judicial and technical matters.

Brands Hatch

Circuit Length = 2.6228 miles.

Start: 11:38 End: 11:58

Clerk Of Course:	Stewards:	Timekeeper:
------------------	-----------	-------------

## BRDC Historic Sports Car Championship Race QUALIFYING - LAP ANALYSIS

<b>1</b>	<b>John HARPER</b>	Cooper Monaco
1 - 2:25.965	6 - 1:58.202	
2 - 2:02.776	7 - 1:58.020	
3 - 2:00.419	8 - 1:57.875	
4 - 1:58.892	9 - 1:57.081	
5 - 1:57.307	10 - <b>1:55.805</b>	
<b>4</b>	<b>Neil DAVIES</b>	Lotus 11
1 - 2:44.789	6 - 2:06.243	
2 - 2:11.957	7 - <b>2:04.543</b>	
3 - 2:08.296	8 - 2:34.108	
4 - 2:06.904	9 - 2:06.777	
5 - 2:07.432		
<b>6</b>	<b>Benjamin EASTICK</b>	Jaguar D-type
1 - 2:44.999	6 - 2:11.270	
2 - 2:19.527	7 - <b>2:10.064</b>	
3 - 2:14.870	8 - 2:10.715	
4 - 2:13.767	9 - 2:10.817	
5 - 2:14.647		
<b>7</b>	<b>Ted WILLIAMS</b>	Cooper T49 Monaco
1 - 2:29.039	6 - 1:59.894	
2 - 2:02.359	7 - 2:00.168	
3 - 2:02.269	8 - 2:01.520	
4 - 2:00.319	9 - <b>1:57.917</b>	
5 - 1:59.709	10 - 1:58.589	
<b>8</b>	<b>John CLARK</b>	Lola Mk1
1 - 2:31.098	6 - 2:01.709	
2 - 2:05.442	7 - 2:03.653	
3 - 2:03.300	8 - <b>2:00.379</b>	
4 - 2:01.472	9 - 2:00.745	
5 - 2:03.014		
<b>9</b>	<b>Julian BRONSON</b>	Lister Corvette
1 - 2:17.733	6 - <b>1:58.951</b>	
2 - 2:03.108		
3 - 2:01.321		
4 - 2:01.412		
5 - 1:59.276		

## BRDC Historic Sports Car Championship Race QUALIFYING - LAP ANALYSIS

(contd.)

<b>12</b>	<b>Mark CLUBB</b>	Cooper Monaco Mk1
1 -	3:24.362	6 - 2:24.582P
2 -	2:10.581	
3 -	2:08.226	
4 -	<b>2:06.844</b>	
5 -	2:07.754	
<b>16</b>	<b>Andrew GARNER</b>	Lister Costin
1 -	3:06.554	6 - 2:16.371
2 -	2:15.730	7 - 2:16.251
3 -	2:13.862	8 - <b>2:07.006</b>
4 -	2:13.209	9 - 2:07.528
5 -	2:15.075	
<b>21</b>	<b>Graeme DODD</b>	Jaguar XK120
1 -	2:14.667	6 - 1:59.806
2 -	2:01.795	7 - 2:04.036
3 -	1:59.653	8 - 2:00.199
4 -	1:59.383	9 - 1:59.699
5 -	1:59.760	10 - <b>1:57.558</b>
<b>23</b>	<b>Barrie WOOD</b>	RGS Atlanta Jaguar
1 -	3:02.552	6 - 2:16.953
2 -	2:17.390	7 - 2:14.015
3 -	2:14.697	8 - 2:13.863
4 -	2:13.930	9 - 2:15.298
5 -	<b>2:12.816</b>	
<b>33</b>	<b>Nigel WEBB</b>	Jaguar XK120
1 -	3:15.867	6 - 2:12.694
2 -	2:23.811	7 - 2:11.358
3 -	2:15.545	8 - 2:15.553
4 -	2:09.690	9 - <b>2:09.044</b>
5 -	2:13.141	
<b>37</b>	<b>Philip WALKER</b>	Lotus 15
1 -	2:26.540	6 - 1:57.751
2 -	2:03.153	7 - 2:00.866
3 -	2:00.495	8 - 1:59.471
4 -	1:59.000	9 - 1:56.487
5 -	1:57.784	10 - <b>1:56.330</b>

## BRDC Historic Sports Car Championship Race QUALIFYING - LAP ANALYSIS

(contd.)

<b>45</b>	<b>Graham BRYANT</b>	Lotus 15
1 -	3:28.510	6 - 6:09.302P
2 -	2:30.554	
3 -	2:30.898	
4 -	2:24.152	
5 -	<b>2:21.312</b>	
<b>54</b>	<b>Peter HORSMAN</b>	Lotus 17
1 -	2:53.836	6 - 2:01.142
2 -	2:09.817	7 - 2:01.202
3 -	2:05.956	8 - 2:02.006
4 -	2:02.920	9 - 2:02.150
5 -	2:03.469	10 - <b>1:59.730</b>
<b>55</b>	<b>Rupert WHYTE</b>	Lotus 11
1 -	2:34.471	6 - 2:03.288
2 -	2:04.497	7 - 2:02.322
3 -	6:41.124	8 - <b>2:02.240</b>
4 -	2:05.667	
5 -	2:03.453	
<b>65</b>	<b>Gareth WILLIAMS</b>	Lotus 11
1 -	3:09.577	6 - 2:19.403
2 -	2:25.706	7 - 2:14.888
3 -	2:22.574	8 - <b>2:12.846</b>
4 -	2:17.862	9 - 2:13.263
5 -	2:18.735	
<b>66</b>	<b>Sid HOOLE</b>	Cooper Monaco
1 -	2:31.551	6 - <b>2:01.182</b>
2 -	2:06.070	
3 -	2:03.536	
4 -	2:01.721	
5 -	2:02.077	
<b>67</b>	<b>Roy WALZER</b>	Cooper Monaco
1 -	2:54.386	6 - 2:15.117
2 -	2:19.061	7 - 2:15.583
3 -	2:17.010	8 - 2:12.118
4 -	2:18.367	9 - <b>2:12.051</b>
5 -	2:18.855	


## BRDC Historic Sports Car Championship Race QUALIFYING - LAP ANALYSIS

(contd.)

<b>68</b>	<b>John CHISHOLM</b>	Jaguar XK120
1 - 3:09.094	6 - 2:16.043	
2 - 2:14.491	7 - 2:15.483	
3 - 2:14.311		
4 - 2:14.655		
5 - <b>2:12.841</b>		
<b>77</b>	<b>Adrian VAN DER KROFT</b>	Cooper Monaco
1 - 2:51.974	6 - 2:07.691	
2 - 2:17.837	7 - 2:06.813	
3 - 2:13.460	8 - 2:06.329	
4 - 2:11.208	9 - <b>2:04.604</b>	
5 - 2:11.544		
<b>88</b>	<b>Tony WOOD</b>	Lister Jaguar
1 - 2:54.506	6 - 2:03.860	
2 - 2:11.169	7 - 2:03.362	
3 - 2:09.873	8 - 2:01.119	
4 - 2:07.615	9 - 2:00.672	
5 - 2:05.195	10 - <b>1:59.969</b>	

# BRDC Historic Sports Car Championship Race

## GRID - RACE 13

ROW 11	45	BRYANT	
ROW 10	68	CHISHOLM	65 WILLIAMS
ROW 9	67	WALZER	23 WOOD
ROW 8	33	WEBB	6 EASTICK
ROW 7	12	CLUBB	16 GARNER
ROW 6	4	DAVIES	77 VAN DER KROFT
ROW 5	66	HOOLE	55 WHYTE
ROW 4	88	WOOD	8 CLARK
ROW 3	9	BRONSON	54 HORSMAN
ROW 2	21	DODD	7 WILLIAMS
ROW 1	1	HARPER	37 WALKER
<b>POLE</b>			
			

Weather / Track : Cloudy / Wet

These results are provisional until the conclusion of any judicial and technical matters.

Brands Hatch

Circuit Length = 2.6228 miles.

Start: 11:38 End: 11:58

Clerk Of Course:	Stewards:	Timekeeper:
------------------	-----------	-------------



## BRDC Historic Sports Car Championship Race RACE CLASSIFICATION - RACE 13

POS	NO	CL	NAME	NAT	CAR	TIME	LAPS	GAP	MPH	BEST
1	1	A	John HARPER		Cooper Monaco	15:55.527	9		89.00	1:44.167
2	37	A	Philip WALKER		Lotus 15	15:58.353	9	2.826	88.74	1:43.708
3	7	A	Ted WILLIAMS		Cooper T49 Monaco	16:02.615	9	7.088	88.34	1:45.082
4	9	A	Julian BRONSON		Lister Corvette	16:20.412	9	24.885	86.74	1:46.731
5	8	B	John CLARK		Lola Mk1	16:28.061	9	32.534	86.07	1:47.766
6	54	B	Peter HORSMAN		Lotus 17	16:33.124	9	37.597	85.63	1:47.716
7	88	A	Tony WOOD		Lister Jaguar	16:33.240	9	37.713	85.62	1:48.283
8	77	A	Adrian VAN DER KROFT		Cooper Monaco	16:35.632	9	40.105	85.42	1:48.277
9	55	B	Rupert WHYTE		Lotus 11	16:38.134	9	42.607	85.20	1:48.611
10	21	T	Graeme DODD		Jaguar XK120	16:42.430	9	46.903	84.84	1:50.122
11	4	B	Neil DAVIES		Lotus 11	16:51.372	9	55.845	84.09	1:49.451
12	12	A	Mark CLUBB		Cooper Monaco Mk1	16:53.907	9	58.380	83.88	1:48.238
13	33	T	Nigel WEBB		Jaguar XK120	17:01.192	9	1:05.665	83.28	1:51.463
14	6	C	Benjamin EASTICK		Jaguar D-type	17:14.934	9	1:19.407	82.17	1:52.529
15	16	A	Andrew GARNER		Lister Costin	17:15.697	9	1:20.170	82.11	1:52.173
16	67	T	Roy WALZER		Cooper Monaco	17:16.097	9	1:20.570	82.08	1:52.295
17	23	C	Barrie WOOD		RGS Atlanta Jaguar	16:00.730	8	1 LAP	78.69	1:57.531
18	65	T	Gareth WILLIAMS		Lotus 11	16:59.353	8	1 LAP	74.16	2:03.047

### NOT CLASSIFIED

66	T	Sid HOOLE		Cooper Monaco	8:17.531	3	D.N.F.	57.07	1:50.587
----	---	-----------	--	---------------	----------	---	--------	-------	----------

### FASTEST LAP

37	A	Philip WALKER		Lotus 15	1:43.708	6	91.04mph	146.52kph
54	B	Peter HORSMAN		Lotus 17	1:47.716	6	87.65mph	141.07kph
21	T	Graeme DODD		Jaguar XK120	1:50.122	2	85.74mph	137.98kph
6	C	Benjamin EASTICK		Jaguar D-type	1:52.529	8	83.90mph	135.03kph

Weather / Track : Cloudy / Drying

These results are provisional until the conclusion of any judicial and technical matters.

Brands Hatch

Circuit Length = 2.6228 miles.

Start: 16:53 End: 17:09

Clerk Of Course:	Stewards:	Timekeeper:
------------------	-----------	-------------

## BRDC Historic Sports Car Championship Race

### RACE CLASSIFICATION - RACE 13 - LAP CHART

Lap 1			Lap 2			Lap 3			Lap 4			Lap 5		
No	Behind	Laptime	No	Behind	Laptime	No	Behind	Laptime	No	Behind	Laptime	No	Behind	Laptime
1		1:52.466	1		1:45.551	1		1:46.820	1		1:45.066	1		1:45.132
7	0.864	1:53.330	7	1.547	1:46.234	7	1.318	1:46.591	7	1.334	1:45.082	7	2.428	1:46.226
9	1.766	1:54.232	9	2.946	1:46.731	9	3.463	1:47.337	37	5.518	1:44.883	37	4.688	1:44.302
21	3.818	1:56.284	37	7.987	1:46.602	37	5.701	1:44.534	9	7.387	1:48.990	9	11.488	1:49.233
88	4.446	1:56.912	21	8.389	1:50.122	88	11.916	1:49.674	88	16.921	1:50.071	8	20.834	1:48.234
66	6.142	1:58.608	88	9.062	1:50.167	21	11.966	1:50.397	54	17.102	1:49.535	88	22.307	1:50.518
54	6.142	1:58.608	54	10.584	1:49.993	54	12.633	1:48.869	8	17.732	1:47.789	54	24.430	1:52.460
37	6.936	1:59.402	66	11.178	1:50.587	8	15.009	1:49.129	21	18.695	1:51.795	21	24.571	1:51.008
77	7.420	1:59.886	77	12.365	1:50.496	77	16.086	1:50.541	77	20.183	1:49.163	77	24.998	1:49.947
55	7.883	2:00.349	8	12.700	1:49.912	55	16.366	1:49.878	55	21.057	1:49.757	55	25.578	1:49.653
8	8.339	2:00.805	55	13.308	1:50.976	12	16.524	1:49.518	12	22.633	1:51.175	12	25.739	1:48.238
4	8.744	2:01.210	12	13.826	1:50.246	4	17.806	1:49.451	4	23.620	1:50.880	4	32.290	1:53.802
12	9.131	2:01.597	4	15.175	1:51.982	33	24.365	1:51.972	33	30.762	1:51.463	33	37.984	1:52.354
16	11.123	2:03.589	33	19.213	1:52.350	16	28.156	1:54.325	6	38.293	1:54.674	6	47.319	1:54.158
6	12.033	2:04.499	16	20.651	1:55.079	6	28.685	1:54.445	16	39.152	1:56.062	16	48.710	1:54.690
33	12.414	2:04.880	6	21.060	1:54.578	67	31.478	1:54.301	67	40.151	1:53.739	67	49.338	1:54.319
67	14.088	2:06.554	67	23.997	1:55.460	23	41.964	1:58.497	23	54.429	1:57.531	23	1:07.582	1:58.285
23	17.329	2:09.795	23	30.287	1:58.509	65	1:01.934	2:03.927	66	1 LAP	4:28.336P			
65	23.610	2:16.076	65	44.827	2:06.768				65	1:31.567	2:14.699			

# BRDC Historic Sports Car Championship Race

## RACE CLASSIFICATION - RACE 13 - LAP CHART

(contd.)

Lap 6			Lap 7			Lap 8			Lap 9			Lap 10		
No	Behind	Laptime	No	Behind	Laptime	No	Behind	Laptime	No	Behind	Laptime	No	Behind	Laptime
1		1:45.114	1		1:44.167	1		1:44.802	1		1:46.409			
7	2.628	1:45.314	37	5.190	1:46.075	37	4.665	1:44.277	37	2.826	1:44.570			
37	3.282	1:43.708	7	6.767	1:48.306	7	8.041	1:46.076	23	1 LAP	1:59.712			
65	1 LAP	2:05.371	9	19.559	1:48.490	9	23.060	1:48.303	7	7.088	1:45.456			
9	15.236	1:48.862	65	1 LAP	2:03.389	8	30.961	1:47.766	9	24.885	1:48.234			
8	23.876	1:48.156	8	27.997	1:48.288	54	35.539	1:48.843	8	32.534	1:47.982			
88	26.248	1:49.055	88	31.062	1:48.981	88	35.839	1:49.579	54	37.597	1:48.467			
54	27.032	1:47.716	54	31.498	1:48.633	77	38.237	1:48.774	88	37.713	1:48.283			
77	29.430	1:49.546	77	34.265	1:49.002	55	38.996	1:48.839	77	40.105	1:48.277			
12	30.230	1:49.605	55	34.959	1:48.611	12	39.390	1:49.018	55	42.607	1:50.020			
21	30.395	1:50.938	12	35.174	1:49.111	21	42.870	1:51.072	21	46.903	1:50.442			
55	30.515	1:50.051	21	36.600	1:50.372	65	1 LAP	2:06.076	4	55.845	1:50.360			
4	38.575	1:51.399	4	45.337	1:50.929	4	51.894	1:51.359	12	58.380	2:05.399P			
33	45.484	1:52.614	33	53.432	1:52.115	33	1:00.240	1:51.610	65	1 LAP	2:03.047			
6	56.374	1:54.169	6	1:05.142	1:52.935	6	1:12.869	1:52.529	33	1:05.665	1:51.834			
16	57.862	1:54.266	16	1:06.093	1:52.398	16	1:14.406	1:53.115	6	1:19.407	1:52.947			
67	58.218	1:53.994	67	1:06.593	1:52.542	67	1:14.684	1:52.893	16	1:20.170	1:52.173			
23	1:21.677	1:59.209	23	1:36.702	1:59.192				67	1:20.570	1:52.295			

## HSCC/HRSR Historic Racing Saloons Race QUALIFYING - RACE 14

POS	NO	CL	NAME	NAT	CAR	TIME	LAPS	GAP	MPH
1	46	C	Dan COX		Ford Anglia 105E	2:00.669	10		78.24
2	21	A	Graeme DODD		Jaguar MkII	2:02.720	9	2.051	76.94
3	4	K1	Richard OLDWORTH		Ford Falcon Sprint	2:03.386	9	2.717	76.52
4	31	B	Les ELY		BMW 2000 HRSR	2:03.598	10	2.929	76.39
5	53	K3	Robert HARTLEY		Ford Lotus Cortina	2:04.173	4	3.504	76.04
6	85	D	Roger GODFREY		Austin Mini Cooper S	2:04.202	10	3.533	76.02
7	5	K1	John YOUNG		Dodge Dart	2:05.442	9	4.773	75.27
8	35	B	James DODD		Alfa Romeo Giulia Sprint GT	2:06.451	7	5.782	74.67
9	8	A	Peter GORING		Ford Mustang	2:06.988	9	6.319	74.35
10	58	K3	Les GOBLE		Ford Lotus Cortina	2:07.677	9	7.008	73.95
11	12	A	Jim CHAPMAN		Ford Mustang	2:07.800	8	7.131	73.88
12	70	C	Trevor LADD		Ford Anglia	2:09.478	9	8.809	72.92
13	50	C	Steve READ		Ford Anglia	2:09.702	9	9.033	72.79
14	52	C	Peter ERGIS		Ford Cortina	2:10.167	9	9.498	72.53
15	23	A	Roland STOATE		Jaguar S Type	2:10.226	9	9.557	72.50
16	54	C	Neil WOOD		Ford Anglia 105E	2:10.350	9	9.681	72.43
17	17	A	Richard STYLES		Ford Mustang	2:10.365	6	9.696	72.42
18	1	E	Adrian OLIVER		Hillman Imp	2:10.495	9	9.826	72.35
19	61	C	Ronnie FIELDING		Ford Anglia	2:11.531	4	10.862	71.78
20	88	E	Martin BRAMWELL		Hillman Imp	2:13.619	9	12.950	70.66
21	51	C	Joe ALLENBY-BYRNE		Ford Cortina GT	2:13.767	9	13.098	70.58
22	87	D	Jim BURROWS		Austin Mini Cooper S	2:14.697	3	14.028	70.09
23	55	K3	Richard BATEMAN		Ford Lotus Cortina	2:15.850	8	15.181	69.50
24	99	E	Mike DOWSETT		Hillman Imp	2:16.444	9	15.775	69.20
25	64	C	Christian FLACKETT		Alfa Romeo Giulia Sprint GT	2:16.693	9	16.024	69.07
26	57	C	Jonathan GOMM		Ford Anglia 105E	2:17.090	8	16.421	68.87
27	94	E	Steven PLATTS		Singer Chamois	2:17.596	5	16.927	68.62
28	95	E	Peter UPTON		Hillman Imp	2:18.946	9	18.277	67.95
29	45	C	Tony MASCHIO		Alfa Romeo Giulia Sprint GT	2:22.761	4	22.092	66.13
30	91	E	Vince FROST		Hillman Imp	2:24.385	5	23.716	65.39
31	68	C	Richard CROSS		Riley 1.5	2:26.232	8	25.563	64.56
32	98	E	Alan KITSON		Singer Chamois	2:30.321	4	29.652	62.81
33	42	K3	Mark CURTIS		Alfa Romeo Giulia Super	2:30.525	8	29.856	62.72

Car Nos 1, 4, 5 & 42 need working transponders please.

Weather / Track : Cloudy / Wet

These results are provisional until the conclusion of any judicial and technical matters.

Brands Hatch

Circuit Length = 2.6228 miles.

Start: 12:02 End: 12:22

Clerk Of Course:	Stewards:	Timekeeper:

## HSCC/HRSR Historic Racing Saloons Race QUALIFYING - LAP ANALYSIS

<b>1</b>	<b>Adrian OLIVER</b>	Hillman Imp
1 -	2:54.558	6 - 2:11.973
2 -	2:14.914	7 - 2:11.804
3 -	2:11.977	8 - 2:10.859
4 -	2:12.125	9 - <b>2:10.495</b>
5 -	2:11.097	
<b>4</b>	<b>Richard OLDWORTH</b>	Ford Falcon Sprint
1 -	3:37.150	6 - 2:04.207
2 -	2:13.946	7 - <b>2:03.386</b>
3 -	2:05.680	8 - 2:03.623
4 -	2:05.550	9 - 2:03.643
5 -	2:04.137	
<b>5</b>	<b>John YOUNG</b>	Dodge Dart
1 -	3:22.384	6 - 2:06.035
2 -	2:07.861	7 - 2:06.756
3 -	<b>2:05.442</b>	8 - 2:05.769
4 -	2:05.461	9 - 2:05.841
5 -	2:07.365	
<b>8</b>	<b>Peter GORING</b>	Ford Mustang
1 -	3:33.327	6 - <b>2:06.988</b>
2 -	2:14.291	7 - 2:07.811
3 -	2:08.632	8 - 2:07.220
4 -	2:12.402	9 - 2:07.750
5 -	2:08.887	
<b>12</b>	<b>Jim CHAPMAN</b>	Ford Mustang
1 -	3:36.457	6 - <b>2:07.800</b>
2 -	2:25.744	7 - 2:10.247
3 -	2:14.072	8 - 2:50.097
4 -	2:09.946	
5 -	2:12.843	
<b>17</b>	<b>Richard STYLES</b>	Ford Mustang
1 -	2:47.030	6 - 2:10.576
2 -	2:12.695	
3 -	2:10.740	
4 -	2:11.265	
5 -	<b>2:10.365</b>	

## HSCC/HRSR Historic Racing Saloons Race QUALIFYING - LAP ANALYSIS

(contd.)

<b>21</b>	<b>Graeme DODD</b>	Jaguar MkII
1 -	3:54.955	6 - 2:03.655
2 -	2:10.936	7 - 2:03.131
3 -	2:16.845	8 - <b>2:02.720</b>
4 -	2:04.559	9 - 2:03.263
5 -	2:05.826	
<b>23</b>	<b>Roland STOATE</b>	Jaguar S Type
1 -	3:35.837	6 - <b>2:10.226</b>
2 -	2:27.680	7 - 2:12.886
3 -	2:14.673	8 - 2:11.806
4 -	2:12.337	9 - 2:12.856
5 -	2:12.070	
<b>31</b>	<b>Les ELY</b>	BMW 2000 HRSR
1 -	2:33.690	6 - 2:05.691
2 -	2:08.411	7 - 2:05.469
3 -	2:04.887	8 - <b>2:03.598</b>
4 -	2:05.003	9 - 2:04.268
5 -	2:09.819	10 - 2:06.246
<b>35</b>	<b>James DODD</b>	Alfa Romeo Giulia Sprint GT
1 -	3:55.565	6 - 2:07.279
2 -	2:12.110	7 - <b>2:06.451</b>
3 -	2:16.141	
4 -	2:07.443	
5 -	2:08.791	
<b>42</b>	<b>Mark CURTIS</b>	Alfa Romeo Giulia Super
1 -	3:33.607	6 - 2:31.925
2 -	2:44.961	7 - 2:34.651
3 -	2:35.564	8 - <b>2:30.525</b>
4 -	2:31.667	
5 -	2:31.101	
<b>45</b>	<b>Tony MASCHIO</b>	Alfa Romoe Giulia Sprint GT
1 -	3:46.482	
2 -	2:31.799	
3 -	<b>2:22.761</b>	
4 -	2:23.703	

Car Nos 1, 4, 5 & 42 need working transponders please.  
Weather / Track : Cloudy / Wet

## HSCC/HRSR Historic Racing Saloons Race QUALIFYING - LAP ANALYSIS

(contd.)

<b>46</b>	<b>Dan COX</b>	Ford Anglia 105E
1 - 2:52.911	6 - 2:04.204	
2 - 2:04.635	7 - <b>2:00.669</b>	
3 - 2:02.456	8 - 2:01.396	
4 - 2:01.272	9 - 2:01.306	
5 - 2:00.999	10 - 2:01.171	
<b>50</b>	<b>Steve READ</b>	Ford Anglia
1 - 3:33.657	6 - 2:11.186	
2 - 2:17.227	7 - 2:11.818	
3 - 2:13.795	8 - 2:10.082	
4 - 2:11.747	9 - <b>2:09.702</b>	
5 - 2:11.955		
<b>51</b>	<b>Joe ALLENBY-BYRNE</b>	Ford Cortina GT
1 - 2:58.086	6 - 2:15.628	
2 - 2:18.228	7 - 2:16.044	
3 - 2:16.404	8 - <b>2:13.767</b>	
4 - 2:16.392	9 - 2:26.290	
5 - 2:16.380		
<b>52</b>	<b>Peter ERGIS</b>	Ford Cortina
1 - 3:33.042	6 - <b>2:10.167</b>	
2 - 2:17.473	7 - 2:13.952	
3 - 2:17.310	8 - 2:16.743	
4 - 2:13.334	9 - 2:22.594	
5 - 2:10.494		
<b>53</b>	<b>Robert HARTLEY</b>	Ford Lotus Cortina
1 - 3:26.121		
2 - 2:06.860		
3 - 2:05.844		
4 - <b>2:04.173</b>		
<b>54</b>	<b>Neil WOOD</b>	Ford Anglia 105E
1 - 3:14.965	6 - 2:12.111	
2 - 2:16.888	7 - 2:11.689	
3 - 2:14.712	8 - 2:10.609	
4 - 2:13.241	9 - <b>2:10.350</b>	
5 - 2:12.513		

Car Nos 1, 4, 5 & 42 need working transponders please.  
Weather / Track : Cloudy / Wet

Brands Hatch  
Circuit Length = 2.6228 miles.  
Start: 12:02 End: 12:22

## HSCC/HRSR Historic Racing Saloons Race QUALIFYING - LAP ANALYSIS

(contd.)

<b>55</b>	<b>Richard BATEMAN</b>	Ford Lotus Cortina
1 - 4:05.436	6 - <b>2:15.850</b>	
2 - 2:19.185	7 - 2:16.596	
3 - 2:19.308	8 - 2:16.975	
4 - 2:18.460		
5 - 2:19.492		
<b>57</b>	<b>Jonathan GOMM</b>	Ford Anglia 105E
1 - 3:00.927	6 - 2:18.383	
2 - 2:22.720	7 - 2:19.652	
3 - 2:20.525	8 - 2:43.232P	
4 - 2:18.721		
5 - <b>2:17.090</b>		
<b>58</b>	<b>Les GOBLE</b>	Ford Lotus Cortina
1 - 2:53.049	6 - 2:09.962	
2 - 2:13.567	7 - 2:10.208	
3 - 2:11.295	8 - 2:08.019	
4 - 2:10.471	9 - <b>2:07.677</b>	
5 - 2:09.884		
<b>61</b>	<b>Ronnie FIELDING</b>	Ford Anglia
1 - 3:31.231		
2 - <b>2:11.531</b>		
3 - 2:12.248		
4 - 2:39.932P		
<b>64</b>	<b>Christian FLACKETT</b>	Alfa Romeo Giulia Sprint GT
1 - 3:34.737	6 - 2:18.528	
2 - 2:30.483	7 - <b>2:16.693</b>	
3 - 2:20.790	8 - 2:18.535	
4 - 2:19.901	9 - 2:17.646	
5 - 2:18.305		
<b>68</b>	<b>Richard CROSS</b>	Riley 1.5
1 - 3:16.421	6 - 2:26.280	
2 - 2:36.344	7 - 2:27.717	
3 - 2:32.731	8 - <b>2:26.232</b>	
4 - 2:27.898		
5 - 2:30.090		

Car Nos 1, 4, 5 & 42 need working transponders please.  
Weather / Track : Cloudy / Wet



## HSCC/HRSR Historic Racing Saloons Race QUALIFYING - LAP ANALYSIS

(contd.)

<b>70</b>	<b>Trevor LADD</b>	Ford Anglia
1 -	3:01.936	6 - 2:14.663
2 -	2:18.519	7 - 2:11.167
3 -	2:15.059	8 - <b>2:09.478</b>
4 -	2:14.263	9 - 2:10.981
5 -	2:14.322	
<b>85</b>	<b>Roger GODFREY</b>	Austin Mini Cooper S
1 -	2:34.049	6 - 2:05.094
2 -	2:06.856	7 - 2:04.527
3 -	2:05.098	8 - 2:04.478
4 -	2:04.426	9 - <b>2:04.202</b>
5 -	2:06.339	10 - 2:07.282
<b>87</b>	<b>Jim BURROWS</b>	Austin Mini Cooper S
1 -	3:33.793	
2 -	2:16.311	
3 -	<b>2:14.697</b>	
<b>88</b>	<b>Martin BRAMWELL</b>	Hillman Imp
1 -	3:45.418	6 - 2:14.888
2 -	2:31.088	7 - <b>2:13.619</b>
3 -	2:20.990	8 - 2:16.225
4 -	2:17.409	9 - 2:15.733
5 -	2:16.529	
<b>91</b>	<b>Vince FROST</b>	Hillman Imp
1 -	3:43.909	
2 -	2:32.008	
3 -	2:29.791	
4 -	<b>2:24.385</b>	
5 -	2:28.911	
<b>94</b>	<b>Steven PLATTS</b>	Singer Chamois
1 -	3:32.419	
2 -	2:41.614	
3 -	2:26.270	
4 -	<b>2:17.596</b>	
5 -	2:26.269	

Car Nos 1, 4, 5 & 42 need working transponders please.  
Weather / Track : Cloudy / Wet

## HSCC/HRSR Historic Racing Saloons Race QUALIFYING - LAP ANALYSIS

(contd.)

<b>95</b>	<b>Peter UPTON</b>	Hillman Imp
1 - 3:06.571	6 - 2:22.938	
2 - 2:20.495	7 - 2:21.392	
3 - 2:20.887	8 - 2:21.116	
4 - 2:19.837	9 - <b>2:18.946</b>	
5 - 2:25.326		
<b>98</b>	<b>Alan KITSON</b>	Singer Chamois
1 - 3:44.610		
2 - 2:35.563		
3 - 5:09.704P		
4 - <b>2:30.321</b>		
<b>99</b>	<b>Mike DOWSETT</b>	Hillman Imp
1 - 3:35.696	6 - 2:19.410	
2 - 2:31.579	7 - <b>2:16.444</b>	
3 - 2:21.039	8 - 2:18.014	
4 - 2:18.405	9 - 2:16.600	
5 - 2:19.583		

Car Nos 1, 4, 5 & 42 need working transponders please.  
Weather / Track : Cloudy / Wet

# HSCC/HRSR Historic Racing Saloons Race

## GRID - RACE 14

ROW 17	42	CURTIS	
ROW 16		68	CROSS
ROW 15	45	MASCHIO	91
ROW 14		94	PLATTS
ROW 13	64	FLACKETT	57
ROW 12		55	BATEMAN
ROW 11	51	ALLENBY-BYRNE	87
ROW 10		61	FIELDING
ROW 9	17	STYLES	1
ROW 8		23	STOATE
ROW 7	50	READ	52
ROW 6		12	CHAPMAN
ROW 5	8	GORING	58
ROW 4		5	YOUNG
ROW 3	53	HARTLEY	85
ROW 2		4	OLDWORTH
ROW 1	46	COX	21
<b>POLE</b>			

Car Nos 1, 4, 5 & 42 need working transponders please.

Weather / Track : Cloudy / Wet

These results are provisional until the conclusion of any judicial and technical matters.

Brands Hatch

Circuit Length = 2.6228 miles.

Start: 12:02 End: 12:22

Clerk Of Course:	Stewards:	Timekeeper:
------------------	-----------	-------------

## HSCC/HRSR Historic Racing Saloons Race

### RACE CLASSIFICATION - RACE 14

POS	NO	CL	NAME	NAT	CAR	TIME	LAPS	GAP	MPH	BEST
1	46	C	Dan COX		Ford Anglia 105E	14:56.897	8		84.29	1:50.264
2	5	K1	John YOUNG		Dodge Dart	15:00.818	8	3.921	83.92	1:51.184
3	4	K1	Richard OLDWORTH		Ford Falcon Sprint	15:02.482	8	5.585	83.77	1:51.416
4	21	A	Graeme DODD		Jaguar MkII	15:03.805	8	6.908	83.65	1:50.498
5	53	K3	Robert HARTLEY		Ford Lotus Cortina	15:22.385	8	25.488	81.96	1:53.860
6	35	B	James DODD		Alfa Romeo Giulia Sprint GT	15:22.864	8	25.967	81.92	1:52.719
7	8	A	Peter GORING		Ford Mustang	15:27.385	8	30.488	81.52	1:53.351
8	17	A	Richard STYLES		Ford Mustang	15:28.294	8	31.397	81.44	1:53.117
9	85	D	Roger GODFREY		Austin Mini Cooper S	15:30.219	8	33.322	81.27	1:53.907
10	54	C	Neil WOOD		Ford Anglia 105E	15:37.479	8	40.582	80.64	1:52.597
11	61	C	Ronnie FIELDING		Ford Anglia	15:53.791	8	56.894	79.26	1:56.272
12	31	B	Les ELY		BMW 2000 HRSR	16:00.507	8	1:03.610	78.71	1:54.081
13	23	A	Roland STOATE		Jaguar S Type	16:05.566	8	1:08.669	78.30	1:57.403
14	52	C	Peter ERGIS		Ford Cortina	16:08.360	8	1:11.463	78.07	1:58.765
15	70	C	Trevor LADD		Ford Anglia	16:09.372	8	1:12.475	77.99	1:58.476
16	1	E	Adrian OLIVER		Hillman Imp	16:16.854	8	1:19.957	77.39	1:59.337
17	58	K3	Les GOBLE		Ford Lotus Cortina	16:22.402	8	1:25.505	76.95	1:55.598
18	55	K3	Richard BATEMAN		Ford Lotus Cortina	16:24.624	8	1:27.727	76.78	1:59.898
19	88	E	Martin BRAMWELL		Hillman Imp	16:27.125	8	1:30.228	76.59	2:00.202
20	87	D	Jim BURROWS		Austin Mini Cooper S	16:28.120	8	1:31.223	76.51	1:59.226
21	95	E	Peter UPTON		Hillman Imp	14:57.665	7	1 LAP	73.70	2:04.409
22	94	E	Steven PLATTS		Singer Chamois	14:59.812	7	1 LAP	73.52	2:04.289
23	64	C	Christian FLACKETT		Alfa Romeo Giulia Sprint GT	15:15.537	7	1 LAP	72.26	2:06.895
24	91	E	Vince FROST		Hillman Imp	15:18.258	7	1 LAP	72.05	2:06.759
25	68	C	Richard CROSS		Riley 1.5	15:25.526	7	1 LAP	71.48	2:08.692
26	42	K3	Mark CURTIS		Alfa Romeo Giulia Super	16:45.099	7	1 LAP	65.82	2:19.522

#### NOT CLASSIFIED

99	E	Mike DOWSETT	Hillman Imp	14:56.748	7	D.N.F.	73.78	2:03.404
12	K1	Jim CHAPMAN	Ford Mustang	11:39.296	6	D.N.F.	81.11	1:54.494
50	C	Steve READ	Ford Anglia	10:09.590	5	D.N.F.	77.55	1:58.405
51	C	Joe ALLENBY-BYRNE	Ford Cortina GT		0	D.N.F.	N/A	

#### FASTEST LAP

46	C	Dan COX	Ford Anglia 105E	1:50.264	2	85.63mph	137.81kph
21	A	Graeme DODD	Jaguar MkII	1:50.498	7	85.45mph	137.51kph
5	K1	John YOUNG	Dodge Dart	1:51.184	2	84.92mph	136.67kph
35	B	James DODD	Alfa Romeo Giulia Sprint GT	1:52.719	6	83.76mph	134.80kph
53	K3	Robert HARTLEY	Ford Lotus Cortina	1:53.860	2	82.92mph	133.45kph
85	D	Roger GODFREY	Austin Mini Cooper S	1:53.907	7	82.89mph	133.40kph
1	E	Adrian OLIVER	Hillman Imp	1:59.337	4	79.12mph	127.33kph

Weather / Track : Cloudy / Wet

These results are provisional until the conclusion of any judicial and technical matters.

Brands Hatch

Circuit Length = 2.6228 miles.

Start: 17:30 End: 17:45

Clerk Of Course:	Stewards:	Timekeeper:
------------------	-----------	-------------

## HSCC/HRSR Historic Racing Saloons Race

### RACE CLASSIFICATION - RACE 14 - LAP CHART

Lap 1			Lap 2			Lap 3			Lap 4			Lap 5		
No	Behind	Laptime	No	Behind	Laptime	No	Behind	Laptime	No	Behind	Laptime	No	Behind	Laptime
46		1:57.790	46		1:50.264	46		1:50.372	46		1:51.648	46		1:51.721
4	0.374	1:58.164	4	1.526	1:51.416	4	2.985	1:51.831	5	3.117	1:51.617	5	3.071	1:51.675
5	1.350	1:59.140	5	2.270	1:51.184	5	3.148	1:51.250	4	4.104	1:52.767	4	4.978	1:52.595
53	4.069	2:01.859	53	7.665	1:53.860	21	11.370	1:50.832	21	10.430	1:50.708	21	9.709	1:51.000
12	6.528	2:04.318	21	10.910	1:52.304	53	11.466	1:54.173	53	14.258	1:54.440	53	16.854	1:54.317
35	7.087	2:04.877	12	10.909	1:54.645	12	15.031	1:54.494	12	19.283	1:55.900	42	1 LAP	2:19.897
85	7.752	2:05.542	85	12.104	1:54.616	85	16.128	1:54.396	54	20.027	1:55.525	54	21.603	1:53.297
54	7.985	2:05.775	35	12.310	1:55.487	54	16.150	1:54.009	35	20.175	1:54.493	35	21.842	1:53.388
8	8.665	2:06.455	54	12.513	1:54.792	35	17.330	1:55.392	85	20.205	1:55.725	12	22.497	1:54.935
21	8.870	2:06.660	8	12.766	1:54.365	8	18.248	1:55.854	8	20.436	1:53.836	85	24.139	1:55.655
70	11.318	2:09.108	17	17.293	1:56.127	17	21.265	1:54.344	17	23.039	1:53.422	8	24.142	1:55.427
17	11.430	2:09.220	52	21.244	1:58.765	52	31.865	2:00.993	61	36.885	1:56.274	17	24.930	1:53.612
52	12.743	2:10.533	23	22.422	1:59.216	61	32.259	1:59.162	52	39.726	1:59.509	61	42.272	1:57.108
23	13.470	2:11.260	70	22.495	2:01.441	70	33.914	2:01.791	70	40.742	1:58.476	52	46.924	1:58.919
61	14.480	2:12.270	61	23.469	1:59.253	50	34.062	2:00.304	50	40.951	1:58.537	70	47.701	1:58.680
88	15.585	2:13.375	50	24.130	1:58.405	23	34.450	2:02.400	23	40.970	1:58.168	50	47.795	1:58.565
50	15.989	2:13.779	88	25.673	2:00.352	1	36.301	2:00.401	31	43.405	1:54.522	23	47.790	1:58.541
1	16.551	2:14.341	1	26.272	1:59.985	88	36.458	2:01.157	1	43.990	1:59.337	1	52.584	2:00.315
55	19.016	2:16.806	55	30.761	2:02.009	31	40.531	1:54.081	88	45.604	2:00.794	31	53.510	2:01.826
95	21.242	2:19.032	87	36.142	2:02.733	55	42.506	2:02.117	55	52.228	2:01.370	88	54.085	2:00.202
87	23.673	2:21.463	31	36.822	1:55.854	87	46.393	2:00.623	87	56.195	2:01.450	55	1:00.405	1:59.898
91	26.758	2:24.548	95	38.700	2:07.722	95	53.437	2:05.109	58	1:06.622	1:56.996	87	1:06.024	2:01.550
58	27.818	2:25.608	91	44.343	2:07.849	99	59.336	2:05.093	95	1:11.028	2:09.239	58	1:11.840	1:56.939
68	27.950	2:25.740	99	44.615	2:06.887	58	1:01.274	1:58.520	99	1:12.654	2:04.966	95	1:23.716	2:04.409
99	27.992	2:25.782	94	45.342	2:06.615	91	1:01.459	2:07.488	94	1:14.984	2:05.168	99	1:24.337	2:03.404
94	28.991	2:26.781	68	48.763	2:11.077	94	1:01.464	2:06.494	91	1:16.570	2:06.759	94	1:27.552	2:04.289
64	29.685	2:27.475	64	48.960	2:09.539	64	1:06.776	2:08.188	64	1:22.649	2:07.521	91	1:32.522	2:07.673
31	31.232	2:29.022	58	53.126	2:15.572	68	1:08.856	2:10.465	68	1:26.990	2:09.782	64	1:37.823	2:06.895
42	42.303	2:40.093	42	1:12.115	2:20.076	42	1:41.265	2:19.522				68	1:43.961	2:08.692

**HSCC/HRSR Historic Racing Saloons Race**  
**RACE CLASSIFICATION - RACE 14 - LAP CHART**  
 (contd.)

Lap 6			Lap 7			Lap 8			Lap 9			Lap 10		
No	Behind	Laptime	No	Behind	Laptime	No	Behind	Laptime	No	Behind	Laptime	No	Behind	Laptime
46		1:50.337	46		1:51.446	46		1:53.319						
5	4.820	1:52.086	91	1 LAP	2:10.302	95	1 LAP	2:06.956						
4	7.240	1:52.599	64	1 LAP	2:07.062	94	1 LAP	2:05.070						
21	10.187	1:50.815	5	5.272	1:51.898	5	3.921	1:51.968						
53	21.176	1:54.659	4	7.341	1:51.547	4	5.585	1:51.563						
54	23.863	1:52.597	21	9.239	1:50.498	21	6.908	1:50.988						
35	24.224	1:52.719	68	1 LAP	2:10.104	64	1 LAP	2:08.857						
12	27.164	1:55.004	53	23.781	1:54.051	91	1 LAP	2:13.639						
8	27.439	1:53.634	54	25.477	1:53.060	53	25.488	1:55.026						
17	28.898	1:54.305	35	26.274	1:53.496	35	25.967	1:53.012						
85	29.969	1:56.167	8	30.456	1:54.463	68	1 LAP	2:09.666						
61	48.207	1:56.272	17	31.599	1:54.147	8	30.488	1:53.351						
42	1 LAP	2:22.097	85	32.430	1:53.907	17	31.397	1:53.117						
52	55.437	1:58.850	61	53.655	1:56.894	85	33.322	1:54.211						
23	55.989	1:58.536	31	1:02.141	1:54.874	54	40.582	2:08.424						
70	56.310	1:58.946	52	1:03.937	1:59.946	61	56.894	1:56.558						
31	58.713	1:55.540	23	1:04.585	2:00.042	31	1:03.610	1:54.788						
1	1:02.509	2:00.262	70	1:05.995	2:01.131	23	1:08.669	1:57.403						
88	1:04.407	2:00.659	1	1:11.916	2:00.853	52	1:11.463	2:00.845						
55	1:10.791	2:00.723	88	1:17.088	2:04.127	70	1:12.475	1:59.799						
87	1:15.368	1:59.681	55	1:20.398	2:01.053	1	1:19.957	2:01.360						
58	1:17.101	1:55.598	42	1 LAP	2:23.085	58	1:25.505	1:56.205						
95	1:38.577	2:05.198	58	1:22.619	1:56.964	55	1:27.727	2:00.648						
99	1:38.833	2:04.833	87	1:25.316	2:01.394	88	1:30.228	2:06.459						
94	1:42.610	2:05.395	99	1:53.170	2:05.783	87	1:31.223	1:59.226						
						42	1 LAP	2:20.329						

## HSCC Classic Racing Cars for the Retro Track and Air Trophy QUALIFYING - RACE 15

POS	NO	CL	NAME	NAT	CAR	TIME	LAPS	GAP	MPH
1	6	E4	Edwin JOWSEY		Brabham BT28	1:55.076	6		82.05
2	15	D	Chris SMITH		Chevron B17	1:57.544	6	2.468	80.32
3	1	E2	Matthew WATTS		Brabham BT16	1:58.033	6	2.957	79.99
4	85	E2	Edward BARRINGTON		Brabham BT21	2:00.864	5	5.788	78.12
5	21	F	Neil BOWMAN		Macon MR7B	2:02.018	6	6.942	77.38
6	56	E2	Cliff GIDDENS		Brabham BT16	2:02.328	5	7.252	77.18
7	36	E2	Tony KEELE		Palliser WD3	2:02.651	6	7.575	76.98
8	89	F	Paul DRAYSON		Lotus 24	2:04.235	5	9.159	76.00
9	9	C	John BLADON		Merlyn Mk9 F2	2:08.390	5	13.314	73.54
10	88	D	Richard URWIN		Brabham BT28	2:08.968	5	13.892	73.21
11	16	D	Nigel MILLER		Brabham BT21	2:09.062	5	13.986	73.15
12	53	F	Martin HIBBERT		Merlyn Mk20A	2:09.455	5	14.379	72.93
13	72	E2	Leland GOSS		Brabham BT21	2:09.509	4	14.433	72.90
14	30	E2	Richard KENDLE		Brabham BT21B	2:09.837	5	14.761	72.72
15	90	F	Henry SCOTT		Lola T200	2:10.323	5	15.247	72.45
16	84	E2	Roger BEVAN		Brabham BT21	2:11.435	5	16.359	71.83
17	7	E2	Paul BUSBY		Cooper T82	2:12.886	4	17.810	71.05
18	75	F	Anthony GODDARD		Merlyn Mk20	2:13.051	5	17.975	70.96
19	91	E4	Ian GRAY		Brabham BT30	2:13.409	5	18.333	70.77
20	12	C	David BROWN		Brabham BT6	2:13.521	5	18.445	70.71
21	68	E2	Claire WILLIAMS		Merlyn Mk11A	2:14.418	5	19.342	70.24
22	60	E2	David CROWTHER		Brabham BT18	2:15.095	5	20.019	69.89
23	18	C	Harvey SYKES		Cooper T43	2:17.491	4	22.415	68.67
24	39	F	Michael RICHINGS		Alexis Mk15	2:18.492	5	23.416	68.17
25	65	F	M LILLINGSTONE-PRICE		Merlyn Mk11	2:19.658	4	24.582	67.60
26	27	D	Peter WILLIAMS		Brabham BT15	2:25.854	4	30.778	64.73
27	34	C	Tony BAILEY		Cooper T59	2:27.356	4	32.280	64.07
28	43	C	Geoff WILLIAMS		Cooper T43	2:27.948	4	32.872	63.82
29	19	D	Jenny BAKER-CARR		Tecno F3	2:29.495	4	34.419	63.16
30	79	D	Andrew CHARLES		March 703	2:44.821	4	49.745	57.28

Weather / Track : Cloudy / Wet

These results are provisional until the conclusion of any judicial and technical matters.

Brands Hatch

Circuit Length = 2.6228 miles.

Start: 12:31 End: 12:44

Clerk Of Course:	Stewards:	Timekeeper:
------------------	-----------	-------------

## HSCC Classic Racing Cars for the Retro Track and Air Trophy QUALIFYING - LAP ANALYSIS

<b>1</b>	<b>Matthew WATTS</b>	Brabham BT16
1 -	2:17.617	6 - 1:58.963
2 -	2:01.109	
3 -	1:58.889	
4 -	1:58.621	
5 -	<b>1:58.033</b>	
<b>6</b>	<b>Edwin JOWSEY</b>	Brabham BT28
1 -	2:09.344	6 - <b>1:55.076</b>
2 -	1:57.215	
3 -	2:02.832	
4 -	1:58.648	
5 -	1:55.861	
<b>7</b>	<b>Paul BUSBY</b>	Cooper T82
1 -	2:49.378	
2 -	2:21.279	
3 -	2:15.510	
4 -	<b>2:12.886</b>	
<b>9</b>	<b>John BLADON</b>	Merlyn Mk9 F2
1 -	3:08.172	
2 -	2:17.322	
3 -	2:11.591	
4 -	<b>2:08.390</b>	
5 -	2:10.954	
<b>12</b>	<b>David BROWN</b>	Brabham BT6
1 -	3:01.820	
2 -	2:23.060	
3 -	2:18.950	
4 -	<b>2:13.521</b>	
5 -	2:13.949	
<b>15</b>	<b>Chris SMITH</b>	Chevron B17
1 -	2:20.629	6 - 1:59.837
2 -	2:01.630	
3 -	<b>1:57.544</b>	
4 -	1:58.616	
5 -	2:00.243	



## HSCC Classic Racing Cars for the Retro Track and Air Trophy QUALIFYING - LAP ANALYSIS

(contd.)

<b>16</b>	<b>Nigel MILLER</b>	Brabham BT21
1 - 2:42.698 2 - 2:18.258 3 - 2:13.335 4 - <b>2:09.062</b> 5 - 2:09.625		
<b>18</b>	<b>Harvey SYKES</b>	Cooper T43
1 - 3:40.077 2 - 2:37.213 3 - <b>2:17.491</b> 4 - 2:19.610		
<b>19</b>	<b>Jenny BAKER-CARR</b>	Tecno F3
1 - 3:10.007 2 - 2:40.229 3 - 2:34.076 4 - <b>2:29.495</b>		
<b>21</b>	<b>Neil BOWMAN</b>	Macon MR7B
1 - 2:48.332    6 - 2:05.617 2 - 2:08.775 3 - 2:02.769 4 - <b>2:02.018</b> 5 - 2:03.394		
<b>27</b>	<b>Peter WILLIAMS</b>	Brabham BT15
1 - 3:38.762 2 - 2:43.794 3 - <b>2:25.854</b> 4 - 2:26.953		
<b>30</b>	<b>Richard KENDLE</b>	Brabham BT21B
1 - 3:00.908 2 - 2:18.946 3 - 2:18.295 4 - 2:10.810 5 - <b>2:09.837</b>		

## HSCC Classic Racing Cars for the Retro Track and Air Trophy QUALIFYING - LAP ANALYSIS

(contd.)

<b>34</b>	<b>Tony BAILEY</b>	Cooper T59
1 - 3:38.465 2 - 2:38.001 3 - 2:29.845 4 - <b>2:27.356</b>		
<b>36</b>	<b>Tony KEELE</b>	Palliser WD3
1 - 2:46.967    6 - 2:06.533 2 - 2:06.130 3 - 2:04.363 4 - <b>2:02.651</b> 5 - 2:03.488		
<b>39</b>	<b>Michael RICHINGS</b>	Alexis Mk15
1 - 3:38.906 2 - 2:30.978 3 - 2:18.882 4 - <b>2:18.492</b> 5 - 2:20.364		
<b>43</b>	<b>Geoff WILLIAMS</b>	Cooper T43
1 - 3:36.390 2 - 2:37.450 3 - 2:31.781 4 - <b>2:27.948</b>		
<b>53</b>	<b>Martin HIBBERT</b>	Merlyn Mk20A
1 - 3:06.129 2 - 2:16.454 3 - 2:11.423 4 - 2:09.551 5 - <b>2:09.455</b>		
<b>56</b>	<b>Cliff GIDDENS</b>	Brabham BT16
1 - 3:15.901 2 - 2:25.946 3 - 2:09.205 4 - 2:04.496 5 - <b>2:02.328</b>		

## HSCC Classic Racing Cars for the Retro Track and Air Trophy QUALIFYING - LAP ANALYSIS

(contd.)

<b>60</b>	<b>David CROWTHER</b>	Brabham BT18
1 - 3:33.969 2 - 2:28.228 3 - 2:21.452 4 - 2:16.437 5 - <b>2:15.095</b>		
<b>65</b>	<b>M LILLINGSTONE-PRICE</b>	Merlyn Mk11
1 - 3:40.246 2 - 2:33.480 3 - 2:20.191 4 - <b>2:19.658</b>		
<b>68</b>	<b>Claire WILLIAMS</b>	Merlyn Mk11A
1 - 3:09.708 2 - 2:25.514 3 - 2:16.248 4 - <b>2:14.418</b> 5 - 2:16.073		
<b>72</b>	<b>Leland GOSS</b>	Brabham BT21
1 - 3:37.278 2 - 2:21.561 3 - 2:14.166 4 - <b>2:09.509</b>		
<b>75</b>	<b>Anthony GODDARD</b>	Merlyn Mk20
1 - 3:34.046 2 - 2:19.971 3 - 2:18.111 4 - 2:15.263 5 - <b>2:13.051</b>		
<b>79</b>	<b>Andrew CHARLES</b>	March 703
1 - 3:35.482 2 - 2:54.844 3 - 2:47.376 4 - <b>2:44.821</b>		

## HSCC Classic Racing Cars for the Retro Track and Air Trophy QUALIFYING - LAP ANALYSIS


(contd.)

<b>84</b>	<b>Roger BEVAN</b>	Brabham BT21
1 - 3:13.047 2 - 2:28.021 3 - 2:18.105 4 - 2:12.458 5 - <b>2:11.435</b>		
<b>85</b>	<b>Edward BARRINGTON</b>	Brabham BT21
1 - 3:13.544 2 - 2:14.503 3 - 2:10.229 4 - 2:07.205 5 - <b>2:00.864</b>		
<b>88</b>	<b>Richard URWIN</b>	Brabham BT28
1 - 3:04.039 2 - 2:21.811 3 - 2:11.871 4 - 2:10.477 5 - <b>2:08.968</b>		
<b>89</b>	<b>Paul DRAYSON</b>	Lotus 24
1 - 2:49.075 2 - 2:08.375 3 - 2:05.059 4 - <b>2:04.235</b> 5 - 2:35.024		
<b>90</b>	<b>Henry SCOTT</b>	Lola T200
1 - 3:02.801 2 - 2:17.827 3 - 2:14.079 4 - 2:12.173 5 - <b>2:10.323</b>		
<b>91</b>	<b>Ian GRAY</b>	Brabham BT30
1 - 3:04.009 2 - 2:33.333 3 - 2:21.079 4 - 2:17.852 5 - <b>2:13.409</b>		

# HSCC Classic Racing Cars for the Retro Track and Air Trophy

## GRID - RACE 15 - AMENDED

ROW 16	25	COUNSELL	79	CHARLES
ROW 15	19	BAKER-CARR	43	WILLIAMS
ROW 14	34	BAILEY	27	WILLIAMS
ROW 13	65	LILLINGSTONE-PRICE	39	RICHINGS
ROW 12	18	SYKES	60	CROWTHER
ROW 11	68	WILLIAMS	12	BROWN
ROW 10	91	GRAY	75	GODDARD
ROW 9	7	BUSBY	84	BEVAN
ROW 8	90	SCOTT	30	KENDLE
ROW 7	72	GOSS	53	HIBBERT
ROW 6	16	MILLER	88	URWIN
ROW 5	9	BLADON	89	DRAYSON
ROW 4	36	KEELE	56	GIDDENS
ROW 3	21	BOWMAN	85	BARRINGTON
ROW 2	1	WATTS	15	SMITH
ROW 1	6	JOWSEY		
<b>POLE</b>				



**Weather / Track : Cloudy / Wet**  
**These results are provisional until the conclusion of any judicial and technical matters.**

Brands Hatch  
 Circuit Length = 2.6228 miles.  
 Start: 12:31 End: 12:44

Clerk Of Course:	Stewards:	Timekeeper:
------------------	-----------	-------------

## HSCC Classic Racing Cars for the Retro Track and Air Trophy

### RACE CLASSIFICATION - RACE 15

POS	NO	CL	NAME	NAT	CAR	TIME	LAPS	GAP	MPH	BEST
1	1	E2	Matthew WATTS		Brabham BT16	21:12.622	13		96.50	1:36.029
2	15	D	Chris SMITH		Chevron B17	21:11.584	12		89.15	1:44.297
3	21	F	Neil BOWMAN		Macon MR7B	21:12.473	12		89.09	1:44.478
4	9	C	John BLADON		Merlyn Mk9 F2	21:30.815	12		87.83	1:44.718
5	30	E2	Richard KENDLE		Brabham BT21B	21:31.417	12		87.78	1:43.868
6	84	E2	Roger BEVAN		Brabham BT21	21:33.219	12		87.66	1:43.231
7	56	E2	Cliff GIDDENS		Brabham BT16	21:35.975	12		87.48	1:43.957
8	91	E4	Ian GRAY		Brabham BT30	21:46.696	12		86.76	1:45.771
9	89	F	Paul DRAYSON		Merlyn Mk20	21:48.458	12	1.762	86.64	1:46.177
10	16	D	Nigel MILLER		Brabham BT21	22:13.219	12	26.523	85.03	1:48.124
11	90	F	Henry SCOTT		Lola T200	22:20.268	12	33.572	84.59	1:48.327
12	88	D	Richard URWIN		Brabham BT28	22:20.525	12	33.829	84.57	1:48.034
13	25	D	John COUNSELL		March 703	22:21.351	12	34.655	84.52	1:48.349
14	75	F	Anthony GODDARD		Merlyn Mk20	22:37.134	12	50.438	83.53	1:49.567
15	12	C	David BROWN		Brabham BT6	22:38.475	12	51.779	83.45	1:49.492
16	34	C	Tony BAILEY		Cooper T59	21:49.555	11	1 LAP	79.36	1:54.785
17	18	C	Harvey SYKES		Cooper T43	21:50.047	11	1 LAP	79.33	1:53.785
18	60	E2	David CROWTHER		Brabham BT18	22:36.898	11	1 LAP	76.59	1:58.418
19	65	F	M LILLINGSTONE-PRICE		Merlyn Mk11	22:38.509	11	1 LAP	76.50	1:59.712
20	68	E2	Claire WILLIAMS		Merlyn Mk11A	22:39.958	11	1 LAP	76.42	1:59.617
21	27	D	Peter WILLIAMS		Brabham BT15	22:41.434	11	1 LAP	76.33	1:59.241
22	39	F	Michael RICHINGS		Alexis Mk15	22:42.552	11	1 LAP	76.27	2:00.313
23	79	D	Andrew CHARLES		March 703	22:49.451	10	2 LAPS	68.99	2:02.524

#### NOT CLASSIFIED

43	C	Geoff WILLIAMS		Cooper T43	21:10.605	10	D.N.F.	74.36	2:03.192
19	D	Jenny BAKER-CARR		Tecno F3	6:50.516	3	D.N.F.	69.16	2:11.025

#### FASTEST LAP

1	E2	Matthew WATTS		Brabham BT16	1:36.029	7	98.32mph	158.23kph
15	D	Chris SMITH		Chevron B17	1:44.297	12	90.53mph	145.69kph
21	F	Neil BOWMAN		Macon MR7B	1:44.478	6	90.37mph	145.44kph
9	C	John BLADON		Merlyn Mk9 F2	1:44.718	7	90.16mph	145.10kph
91	E4	Ian GRAY		Brabham BT30	1:45.771	11	89.26mph	143.66kph

Car No 6 - Excluded from results - J.16.1.2.

Weather / Track : Cloudy / Dry

These results are provisional until the conclusion of any judicial and technical matters.

Brands Hatch

Circuit Length = 2.6228 miles.

Start: 18:01 End: 18:22

Clerk Of Course:	Stewards:	Timekeeper:
------------------	-----------	-------------

## HSCC Classic Racing Cars for the Retro Track and Air Trophy

### RACE CLASSIFICATION - RACE 15 - LAP CHART

Lap 1			Lap 2			Lap 3			Lap 4			Lap 5		
No	Behind	Laptime	No	Behind	Laptime	No	Behind	Laptime	No	Behind	Laptime	No	Behind	Laptime
6		1:42.121	6		1:36.557	6		1:37.221	6		1:37.635	6		1:38.438
1	0.866	1:42.987	1	1.849	1:37.540	79	1 LAP	2:16.577	1	1.331	1:37.731	1	2.639	1:39.746
15	10.673	1:52.794	15	20.295	1:46.179	1	1.235	1:36.607	19	1 LAP	2:11.665	34	1 LAP	1:59.651
21	11.724	1:53.845	21	20.705	1:45.538	15	28.969	1:45.895	79	1 LAP	2:12.043	18	1 LAP	1:57.612
56	13.405	1:55.526	56	24.222	1:47.374	21	29.356	1:45.872	15	36.797	1:45.463	39	1 LAP	2:04.881
9	15.301	1:57.422	9	29.012	1:50.268	56	34.797	1:47.796	21	37.285	1:45.564	60	1 LAP	2:04.351
89	17.406	1:59.527	89	30.965	1:50.116	9	41.598	1:49.807	56	44.366	1:47.204	68	1 LAP	2:03.756
30	19.359	2:01.480	30	31.193	1:48.391	84	42.103	1:47.000	84	50.478	1:46.010	65	1 LAP	2:02.617
16	20.286	2:02.407	84	32.324	1:47.733	30	42.693	1:48.721	30	52.139	1:47.081	27	1 LAP	2:02.645
84	21.148	2:03.269	91	34.999	1:48.689	89	44.180	1:50.436	9	52.460	1:48.497	43	1 LAP	2:05.436
90	21.261	2:03.382	16	35.145	1:51.416	91	45.013	1:47.235	91	54.708	1:47.330	15	44.130	1:45.771
88	21.963	2:04.084	90	36.614	1:51.910	90	49.294	1:49.901	89	55.877	1:49.332	21	44.809	1:45.962
91	22.867	2:04.988	88	37.926	1:52.520	16	50.719	1:52.795	90	1:01.112	1:49.453	56	53.201	1:47.273
75	22.957	2:05.078	75	38.503	1:52.103	88	52.776	1:52.071	16	1:04.976	1:51.892	84	59.406	1:47.366
12	24.332	2:06.453	12	39.712	1:51.937	75	53.719	1:52.437	88	1:05.775	1:50.634	9	1:01.224	1:47.202
25	27.776	2:09.897	25	42.673	1:51.454	12	54.392	1:51.901	12	1:07.955	1:51.198	30	1:01.264	1:47.563
39	33.374	2:15.495	39	57.605	2:00.788	25	56.664	1:51.212	75	1:08.935	1:52.851	91	1:03.236	1:46.966
68	33.871	2:15.992	34	59.461	2:00.720	34	1:21.865	1:59.625	25	1:09.320	1:50.291	89	1:04.991	1:47.552
60	34.760	2:16.881	60	1:02.076	2:03.873	39	1:23.389	2:03.005				79	1 LAP	2:08.498
34	35.298	2:17.419	68	1:03.870	2:06.556	18	1:27.074	1:59.854				90	1:12.240	1:49.566
65	35.371	2:17.492	18	1:04.441	2:04.925	60	1:29.145	2:04.290				16	1:15.848	1:49.310
18	36.073	2:18.194	65	1:05.033	2:06.219	68	1:30.241	2:03.592				88	1:16.752	1:49.415
43	40.209	2:22.330	43	1:07.856	2:04.204	65	1:31.630	2:03.818				12	1:21.079	1:51.562
27	40.330	2:22.451	27	1:09.815	2:06.042	43	1:34.340	2:03.705				25	1:21.883	1:51.001
19	45.705	2:27.826	19	1:20.173	2:11.025	27	1:36.452	2:03.858				75	1:21.903	1:51.406
79	57.813	2:39.934												

Car No 6 - Excluded from results - J.16.1.2.  
Weather / Track : Cloudy / Dry

Brands Hatch  
Circuit Length = 2.6228 miles.  
Start: 18:01 End: 18:22

## HSCC Classic Racing Cars for the Retro Track and Air Trophy RACE CLASSIFICATION - RACE 15 - LAP CHART

(contd.)

Lap 6			Lap 7			Lap 8			Lap 9			Lap 10		
No	Behind	Laptime	No	Behind	Laptime	No	Behind	Laptime	No	Behind	Laptime	No	Behind	Laptime
6		1:35.456	6		1:36.475	6		1:38.701	6		1:37.332	6		1:39.449
1	3.536	1:36.353	75	1 LAP	1:50.489	1	2.816	1:38.427	1	2.869	1:37.385	1	0.784	1:37.364
34	1 LAP	1:59.135	25	1 LAP	1:51.221	90	1 LAP	1:51.439	43	2 LAPS	2:07.594	91	1 LAP	1:49.105
18	1 LAP	1:56.602	1	3.090	1:36.029	16	1 LAP	1:49.585	16	1 LAP	1:48.910	89	1 LAP	1:49.074
39	1 LAP	2:02.003	34	1 LAP	1:56.275	88	1 LAP	1:50.381	90	1 LAP	1:50.462	39	2 LAPS	2:05.112
68	1 LAP	2:03.649	18	1 LAP	1:56.867	25	1 LAP	1:49.551	88	1 LAP	1:48.969	65	2 LAPS	2:01.430
65	1 LAP	2:04.123	39	1 LAP	2:00.360	12	1 LAP	1:52.470	25	1 LAP	1:49.005	68	2 LAPS	2:01.311
60	1 LAP	2:04.880	15	1:03.430	1:46.596	75	1 LAP	1:55.525	12	1 LAP	1:51.757	60	2 LAPS	2:00.991
27	1 LAP	2:01.744	21	1:04.003	1:46.647	34	1 LAP	1:55.371	75	1 LAP	1:49.567	27	2 LAPS	1:59.241
43	1 LAP	2:04.207	65	1 LAP	1:59.712	18	1 LAP	1:55.608	15	1:17.603	1:45.654	16	1 LAP	1:48.862
15	53.309	1:44.635	68	1 LAP	2:01.719	15	1:09.281	1:44.552	21	1:17.790	1:45.158	90	1 LAP	1:49.205
21	53.831	1:44.478	60	1 LAP	2:01.252	79	2 LAPS	2:52.815	34	1 LAP	1:54.785	88	1 LAP	1:49.202
56	1:04.565	1:46.820	27	1 LAP	1:59.728	21	1:09.964	1:44.662	18	1 LAP	1:53.785	25	1 LAP	1:49.726
84	1:09.451	1:45.501	56	1:14.340	1:46.250	39	1 LAP	2:01.015	9	1:34.495	1:44.719	12	1 LAP	1:52.020
30	1:10.777	1:44.969	84	1:18.585	1:45.609	30	1:25.112	1:44.804	30	1:34.625	1:46.845	75	1 LAP	1:50.415
9	1:11.836	1:46.068	30	1:19.009	1:44.707	9	1:27.108	1:45.730	79	2 LAPS	2:03.883	43	2 LAPS	2:08.376
91	1:15.240	1:47.460	9	1:20.079	1:44.718	84	1:29.559	1:49.675	84	1:38.249	1:46.022	15	1:22.995	1:44.841
89	1:16.496	1:46.961	43	1 LAP	2:06.631	56	1:30.145	1:54.506	56	1:38.496	1:45.683	21	1:23.364	1:45.023
90	1:27.542	1:50.758	91	1:24.691	1:45.926	65	1 LAP	2:01.136						
16	1:30.502	1:50.110	89	1:27.086	1:47.065	68	1 LAP	2:01.126						
88	1:30.979	1:49.683				60	1 LAP	2:01.272						
79	1 LAP	2:02.524				91	1:34.533	1:48.543						
12	1:35.115	1:49.492				89	1:35.967	1:47.582						
						27	1 LAP	2:02.984						

Car No 6 - Excluded from results - J.16.1.2.  
Weather / Track : Cloudy / Dry

Brands Hatch  
Circuit Length = 2.6228 miles.  
Start: 18:01 End: 18:22



## HSCC Classic Racing Cars for the Retro Track and Air Trophy RACE CLASSIFICATION - RACE 15 - LAP CHART

(contd.)

Lap 11			Lap 12			Lap 13			Lap 14			Lap 15		
No	Behind	Laptime	No	Behind	Laptime	No	Behind	Laptime	No	Behind	Laptime	No	Behind	Laptime
1		1:37.091	6		1:37.904	6		1:35.460						
6	0.550	1:38.425	1	0.037	1:38.491	15	1 LAP	1:44.297						
34	2 LAPS	1:54.828	9	1 LAP	1:45.872	21	1 LAP	1:44.483						
18	2 LAPS	1:54.860	30	1 LAP	1:45.818	1	1.448	1:36.871						
9	1 LAP	1:45.493	84	1 LAP	1:45.271	9	1 LAP	1:45.019						
30	1 LAP	1:47.170	56	1 LAP	1:47.003	30	1 LAP	1:43.868						
84	1 LAP	1:46.532	34	2 LAPS	1:56.233	84	1 LAP	1:43.231						
56	1 LAP	1:46.583	18	2 LAPS	1:56.640	56	1 LAP	1:43.957						
91	1 LAP	1:46.493	91	1 LAP	1:45.771	91	1 LAP	1:48.190						
89	1 LAP	1:46.401	89	1 LAP	1:46.177	89	1 LAP	1:48.235						
79	3 LAPS	2:18.798	16	1 LAP	1:48.124	34	2 LAPS	1:55.513						
39	2 LAPS	2:02.920	90	1 LAP	1:52.315	18	2 LAPS	1:55.100						
16	1 LAP	1:51.539	88	1 LAP	1:53.467	16	1 LAP	1:48.269						
65	2 LAPS	2:00.458	25	1 LAP	1:50.966	90	1 LAP	1:48.327						
60	2 LAPS	2:01.103	65	2 LAPS	2:01.027	88	1 LAP	1:48.034						
88	1 LAP	1:52.065	60	2 LAPS	1:59.587	25	1 LAP	1:48.349						
90	1 LAP	1:53.550	68	2 LAPS	1:59.617	60	2 LAPS	1:58.418						
68	2 LAPS	2:02.088	27	2 LAPS	1:59.984	75	1 LAP	1:54.616						
27	2 LAPS	2:02.368	12	1 LAP	1:53.184	12	1 LAP	1:56.482						
25	1 LAP	1:48.678	39	2 LAPS	2:06.660	65	2 LAPS	2:00.477						
12	1 LAP	1:50.019	75	1 LAP	1:52.728	68	2 LAPS	2:00.552						
75	1 LAP	1:49.919	79	3 LAPS	2:10.636	27	2 LAPS	2:00.389						
43	2 LAPS	2:04.930	43	2 LAPS	2:03.192	39	2 LAPS	2:00.313						
15	1:30.027	1:44.907				79	3 LAPS	2:03.743						
21	1:30.730	1:45.241												

Car No 6 - Excluded from results - J.16.1.2.  
Weather / Track : Cloudy / Dry

Brands Hatch  
Circuit Length = 2.6228 miles.  
Start: 18:01 End: 18:22