



www.hsc.org.uk

Autosport 3 Hour Historic Race Meeting



Snetterton 13th - 14th June 2015



Timing & Results by MST SYSTEMS Ltd.
www.mstworld.com

© MST SYSTEMS Ltd. 2015

The Haysfield, Spring Lane North, Malvern, Worcestershire, WR14 1GF
Tel: +44 (0) 1684 560614 Fax: +44 (0) 1684 560624 email: motorsport@mstworld.com



www.hsc.org.uk

Snetterton 300 Circuit

Norwich, Norfolk NR16 2JU



Circuit website:	www.snetterton.co.uk
Track Length:	2.9689 miles / 4.7780 km
Pit Lane:	246 metres; 14.7s @ 60kph
Pole Position:	<i>Right hand side all starts</i>



Timing & Results by MST SYSTEMS Ltd.
www.mstworld.com

© MST SYSTEMS Ltd. 2015

The Haysfield, Spring Lane North, Malvern, Worcestershire, WR14 1GF
Tel: +44 (0) 1684 560614 Fax: +44 (0) 1684 560624 email: motorsport@mstworld.com

HSCC/HRSR ByBox Historic Touring Cars
RACE 1 - QUALIFYING - Snetterton - 13/14 June 2015

POS	NO	CL	DRIVER(S)	NAT	CAR	TIME	LAPS	GAP	MPH
1	48	C	Mark DAVIES		Ford Lotus Cortina	2:54.800	5		61.14
2	14	K4	Jonathan MILICEVIC		Morris Mini Cooper	2:55.650	5	0.850	60.84
3	85	D	Roger GODFREY		Austin Cooper S	2:58.559	4	3.759	59.85
4	87	E	Simon BENOY		Hillman Imp	3:02.646	5	7.846	58.51
5	69	C	Bob BULLEN		Ford Anglia 105E	3:03.360	4	8.560	58.29
6	94	E	Steven PLATTS		Singer Chamois	3:03.370	5	8.570	58.28
7	1	B	Tim DAVIES		Ford Lotus Cortina	3:03.505	5	8.705	58.24
8	32	K1	Alasdair COATES		Ford Mustang	3:03.763	5	8.963	58.16
9	3	K1	Peter HALLFORD		Ford Mustang	3:04.650	5	9.850	57.88
10	68	K3	Graham PATTLE		Ford Lotus Cortina	3:05.515	5	10.715	57.61
11	96	D	Timothy BROOK		Austin Cooper S	3:06.707	4	11.907	57.24
12	15	K1	Mark WATTS		Ford Mustang	3:07.213	5	12.413	57.09
13	103	K4	Charlie BIRKETT		Mini Cooper S	3:07.814	5	13.014	56.90
14	8	K1	Leo VOYAZIDES		Ford Falcon	3:08.992	5	14.192	56.55
15	82	K4	Gary WRIGHT		Mini Cooper	3:18.283	5	23.483	53.90
16	89	E	Adrian OLIVER		Hillman Imp	3:22.954	4	28.154	52.66
17	73	C	Robyn SLATER		Ford Anglia	3:28.544	4	33.744	51.25
18	40	K3	John DAVISON		Ford Lotus Cortina	3:28.697	2	33.897	51.21
19	136	A	Jim CHAPMAN		Chevrolet Corvair	3:30.465	2	35.665	50.78
20	63	K3	John PUGSLEY		Ford Lotus Cortina	35:24.659	1	32:29.859	5.03

Cars 40, 63 & 136 completed 2 laps only.

Weather/Track: Rain/Wet

These results are provisional until the conclusion of any judicial and technical matters.

Snetterton 300

Circuit Length = 2.9689 miles.

Start: 09:54 End: 10:09

Clerk of the Course:

Timekeeper:

HSCC/HRSR ByBox Historic Touring Cars

RACE 1 - QUALIFYING LAP ANALYSIS - Snetterton - 13/14 June 2015

1	Tim DAVIES	Ford Lotus Cortina
1 - X:00.000 2 - 3:08.010 3 - 3:05.260 4 - 3:03.505 5 - 3:03.644		
3	Peter HALLFORD	Ford Mustang
1 - X:00.000 2 - 3:10.618 3 - 3:04.650 4 - 3:06.587 5 - 4:18.289P		
8	Leo VOYAZIDES	Ford Falcon
1 - X:00.000 2 - 3:12.736 3 - 3:10.088 4 - 3:11.013 5 - 3:08.992		
14	Jonathan MILICEVIC	Morris Mini Cooper
1 - X:00.000 2 - 2:57.352 3 - 2:55.836 4 - 2:55.650 5 - 2:57.503		
15	Mark WATTS	Ford Mustang
1 - X:00.000 2 - 3:07.213 3 - 3:14.126 4 - 3:11.441 5 - 3:09.100		
32	Alasdair COATES	Ford Mustang
1 - X:00.000 2 - 3:07.691 3 - 3:05.207 4 - 3:03.763 5 - 3:05.159		

Cars 40, 63 & 136 completed 2 laps only.
Weather/Track: Rain/Wet

HSCC/HRSR ByBox Historic Touring Cars

RACE 1 - QUALIFYING LAP ANALYSIS - Snetterton - 13/14 June 2015

(contd.)

40	John DAVISON	Ford Lotus Cortina
1 - X:00.000 2 - 3:28.697		
48	Mark DAVIES	Ford Lotus Cortina
1 - X:00.000 2 - 4:33.000P 3 - 3:05.074 4 - 2:58.361 5 - 2:54.800		
63	John PUGSLEY	Ford Lotus Cortina
1 - X:00.000		
68	Graham PATTLE	Ford Lotus Cortina
1 - X:00.000 2 - 3:31.277 3 - 3:11.719 4 - 3:06.663 5 - 3:05.515		
69	Bob BULLEN	Ford Anglia 105E
1 - X:00.000 2 - 3:04.761 3 - 3:03.360 4 - 3:04.504		
73	Robyn SLATER	Ford Anglia
1 - X:00.000 2 - 3:34.461 3 - 3:32.656 4 - 3:28.544		

Cars 40, 63 & 136 completed 2 laps only.
Weather/Track: Rain/Wet

HSCC/HRSR ByBox Historic Touring Cars

RACE 1 - QUALIFYING LAP ANALYSIS - Snetterton - 13/14 June 2015

(contd.)

82	Gary WRIGHT	Mini Cooper
1 - X:00.000 2 - 3:28.029 3 - 3:21.114 4 - 3:18.283 5 - 3:19.802		
85	Roger GODFREY	Austin Cooper S
1 - X:00.000 2 - 3:01.646 3 - 2:58.559 4 - 3:00.322		
87	Simon BENOY	Hillman Imp
1 - X:00.000 2 - 3:04.930 3 - 3:05.136 4 - 3:02.646 5 - 3:06.599		
89	Adrian OLIVER	Hillman Imp
1 - X:00.000 2 - 3:22.954 3 - 7:08.684P 4 - 3:33.553		
94	Steven PLATTS	Singer Chamois
1 - X:00.000 2 - 3:09.318 3 - 3:03.370 4 - 3:03.844 5 - 3:04.963		
96	Timothy BROOK	Austin Cooper S
1 - X:00.000 2 - 3:13.107 3 - 3:08.743 4 - 3:06.707		

Cars 40, 63 & 136 completed 2 laps only.
Weather/Track: Rain/Wet

HSCC/HRSR ByBox Historic Touring Cars

RACE 1 - QUALIFYING LAP ANALYSIS - Snetterton - 13/14 June 2015

(contd.)


103	Charlie BIRKETT	Mini Cooper S
1 - X:00.000 2 - 3:21.689 3 - 3:12.467 4 - 3:07.814 5 - 3:10.383		
136	Jim CHAPMAN	Chevrolet Corvair
1 - X:00.000 2 - 3:30.465		

Cars 40, 63 & 136 completed 2 laps only.
Weather/Track: Rain/Wet

HSCC/HRSR ByBox Historic Touring Cars

RACE 1 - GRID - Snetterton - 13/14 June 2015

ROW 10	136	CHAPMAN	63	PUGSLEY
ROW 9	73	SLATER	40	DAVISON
ROW 8	82	WRIGHT	89	OLIVER
ROW 7	103	BIRKETT	8	VOYAZIDES
ROW 6	96	BROOK	15	WATTS
ROW 5	3	HALLFORD	68	PATTLE
ROW 4	1	DAVIES	32	COATES
ROW 3	69	BULLEN	94	PLATTS
ROW 2	85	GODFREY	87	BENOY
ROW 1	48	DAVIES	14	MILICEVIC
		POLE		



Cars 40, 63 & 136 completed 2 laps only.

Weather/Track: Rain/Wet

These results are provisional until the conclusion of any judicial and technical matters.

Snetterton 300

Circuit Length = 2.9689 miles.

Start: 09:54 End: 10:09

Clerk of the Course:

Timekeeper:

HSCC/HRSR ByBox Historic Touring Cars

RACE 1 - CLASSIFICATION - Snetterton - 13/14 June 2015

POS	NO	CL	DRIVER	NAT	CAR	TIME	LAPS	GAP	MPH	BEST
1	48	C	Mark DAVIES		Ford Lotus Cortina	20:14.846	7		61.58	2:49.421
2	14	K4	Jonathan MILICEVIC		Morris Mini Cooper	20:28.353	7	13.507	60.90	2:53.027
3	85	D	Roger GODFREY		Austin Cooper S	20:38.784	7	23.938	60.39	2:53.718
4	8	K1	Leo VOYAZIDES		Ford Falcon	20:55.570	7	40.724	59.58	2:55.566
5	3	K1	Peter HALLFORD		Ford Mustang	20:58.737	7	43.891	59.43	2:55.554
6	94	E	Steven PLATTS		Singer Chamois	21:05.907	7	51.061	59.10	2:58.711
7	1	B	Tim DAVIES		Ford Lotus Cortina	21:10.911	7	56.065	58.86	2:58.479
8	103	K4	Charlie BIRKETT		Mini Cooper S	21:11.921	7	57.075	58.82	2:56.159
9	68	K3	Graham PATTLE		Ford Lotus Cortina	21:12.719	7	57.873	58.78	2:57.876
10	32	K1	Alasdair COATES		Ford Mustang	21:21.101	7	1:06.255	58.40	3:00.485
11	96	D	Timothy BROOK		Austin Cooper S	21:22.184	7	1:07.338	58.35	3:00.550
12	63	K3	John PUGSLEY		Ford Lotus Cortina	21:42.458	7	1:27.612	57.44	3:02.205
13	73	C	Robyn SLATER		Ford Anglia	21:44.064	7	1:29.218	57.37	3:02.635
14	40	K3	John DAVISON		Ford Lotus Cortina	21:59.512	7	1:44.666	56.70	3:01.311
15	82	K4	Gary WRIGHT		Mini Cooper	22:04.573	7	1:49.727	56.48	3:01.977
16	89	E	Adrian OLIVER		Hillman Imp	22:38.238	7	2:23.392	55.08	3:08.345

NOT CLASSIFIED

15	K1	Mark WATTS	Ford Mustang	18:38.067	5	D.N.F.	47.79	3:02.794
136	A	Jim CHAPMAN	Chevrolet Corvair	13:34.405	4	D.N.F.	52.49	3:07.418
87	E	Simon BENOY	Hillman Imp	8:55.976	3	D.N.F.	59.82	2:56.135

FASTEST LAP

48	C	Mark DAVIES	Ford Lotus Cortina	2:49.421	5	63.08mph	101.52kph
14	K4	Jonathan MILICEVIC	Morris Mini Cooper	2:53.027	4	61.77mph	99.41kph
85	D	Roger GODFREY	Austin Cooper S	2:53.718	3	61.52mph	99.01kph
3	K1	Peter HALLFORD	Ford Mustang	2:55.554	6	60.88mph	97.97kph
87	E	Simon BENOY	Hillman Imp	2:56.135	3	60.68mph	97.65kph
68	K3	Graham PATTLE	Ford Lotus Cortina	2:57.876	6	60.08mph	96.70kph
1	B	Tim DAVIES	Ford Lotus Cortina	2:58.479	2	59.88mph	96.37kph
136	A	Jim CHAPMAN	Chevrolet Corvair	3:07.418	2	57.02mph	91.77kph

Weather/Track: Cloud/Wet

These results are provisional until the conclusion of any judicial and technical matters.

Snetterton 300

Circuit Length = 2.9689 miles.

Start: 11:46 End: 12:07

Clerk of the Course:

Timekeeper:

HSCC/HRSR ByBox Historic Touring Cars
RACE 1 - LAP ANALYSIS - Snetterton - 13/14 June 2015

1	Tim DAVIES	Ford Lotus Cortina
1 -	3:09.854	6 - 2:59.827
2 -	2:58.479	7 - 3:00.014
3 -	3:01.570	
4 -	3:02.402	
5 -	2:58.765	
3	Peter HALLFORD	Ford Mustang
1 -	3:11.400	6 - 2:55.554
2 -	2:58.224	7 - 2:55.861
3 -	3:02.163	
4 -	2:56.931	
5 -	2:58.604	
8	Leo VOYAZIDES	Ford Falcon
1 -	3:12.211	6 - 2:56.714
2 -	2:57.068	7 - 2:56.315
3 -	3:01.330	
4 -	2:56.366	
5 -	2:55.566	
14	Jonathan MILICEVIC	Morris Mini Cooper
1 -	3:01.915	6 - 2:55.791
2 -	2:54.461	7 - 2:55.812
3 -	2:53.063	
4 -	2:53.027	
5 -	2:54.284	
15	Mark WATTS	Ford Mustang
1 -	3:14.165	
2 -	5:42.223P	
3 -	3:07.510	
4 -	3:02.794	
5 -	3:31.375P	
32	Alasdair COATES	Ford Mustang
1 -	3:11.428	6 - 3:01.500
2 -	3:02.898	7 - 3:00.485
3 -	3:02.096	
4 -	3:01.006	
5 -	3:01.688	

Weather/Track: Cloud/Wet

www.mstworld.com

Page 1 of 4

Snetterton 300
 Circuit Length = 2.9689 miles.
 Start: 11:46 End: 12:07

Printed - 12:13 Saturday, 13 June 2015

HSCC/HRSR ByBox Historic Touring Cars
RACE 1 - LAP ANALYSIS - Snetterton - 13/14 June 2015
 (contd.)

40	John DAVISON	Ford Lotus Cortina
1 -	3:22.977	6 - 3:01.311
2 -	3:06.986	7 - 3:20.152
3 -	3:03.734	
4 -	3:01.626	
5 -	3:02.726	
48	Mark DAVIES	Ford Lotus Cortina
1 -	3:04.385	6 - 2:51.448
2 -	2:53.268	7 - 2:52.166
3 -	2:52.463	
4 -	2:51.695	
5 -	2:49.421	
63	John PUGSLEY	Ford Lotus Cortina
1 -	3:18.266	6 - 3:03.688
2 -	3:05.671	7 - 3:02.205
3 -	3:03.527	
4 -	3:04.755	
5 -	3:04.346	
68	Graham PATTLE	Ford Lotus Cortina
1 -	3:12.972	6 - 2:57.876
2 -	3:01.901	7 - 3:01.369
3 -	2:59.596	
4 -	2:59.222	
5 -	2:59.783	
73	Robyn SLATER	Ford Anglia
1 -	3:21.249	6 - 3:03.785
2 -	3:06.360	7 - 3:02.635
3 -	3:03.350	
4 -	3:03.918	
5 -	3:02.767	
82	Gary WRIGHT	Mini Cooper
1 -	3:24.040	6 - 3:02.148
2 -	3:07.046	7 - 3:21.084
3 -	3:04.145	
4 -	3:01.977	
5 -	3:04.133	

Weather/Track: Cloud/Wet

www.mstworld.com

Page 2 of 4

Snetterton 300
 Circuit Length = 2.9689 miles.
 Start: 11:46 End: 12:07
 Printed - 12:13 Saturday, 13 June 2015

HSCC/HRSR ByBox Historic Touring Cars
RACE 1 - LAP ANALYSIS - Snetterton - 13/14 June 2015
 (contd.)

85	Roger GODFREY	Austin Cooper S
1 -	3:05.105	6 - 2:56.688
2 -	2:55.684	7 - 2:54.741
3 -	2:53.718	
4 -	2:55.822	
5 -	2:57.026	
87	Simon BENOY	Hillman Imp
1 -	3:03.386	
2 -	2:56.455	
3 -	2:56.135	
89	Adrian OLIVER	Hillman Imp
1 -	3:20.519	6 - 3:15.117
2 -	3:09.201	7 - 3:16.264
3 -	3:08.345	
4 -	3:13.788	
5 -	3:15.004	
94	Steven PLATTS	Singer Chamois
1 -	3:06.128	6 - 2:58.923
2 -	2:59.435	7 - 2:59.820
3 -	2:58.711	
4 -	3:01.822	
5 -	3:01.068	
96	Timothy BROOK	Austin Cooper S
1 -	3:15.747	6 - 3:01.556
2 -	3:00.846	7 - 3:00.838
3 -	3:00.550	
4 -	3:01.947	
5 -	3:00.700	
103	Charlie BIRKETT	Mini Cooper S
1 -	3:16.304	6 - 2:58.047
2 -	3:01.090	7 - 2:59.430
3 -	3:00.500	
4 -	3:00.391	
5 -	2:56.159	

Weather/Track: Cloud/Wet

www.mstworld.com

Page 3 of 4

Snetterton 300
 Circuit Length = 2.9689 miles.
 Start: 11:46 End: 12:07

Printed - 12:13 Saturday, 13 June 2015

HSCC/HRSR ByBox Historic Touring Cars
RACE 1 - LAP ANALYSIS - Snetterton - 13/14 June 2015
(contd.)

136	Jim CHAPMAN	Chevrolet Corvair
1 -	3:24.873	
2 -	3:07.418	
3 -	3:21.507	
4 -	3:40.607P	

HSCC/HRSR ByBox Historic Touring Cars
RACE 1 - LAP CHART - Snetterton - 13/14 June 2015

Lap 1			Lap 2			Lap 3			Lap 4			Lap 5		
No	Behind	Laptime	No	Behind	Laptime	No	Behind	Laptime	No	Behind	Laptime	No	Behind	Laptime
14		3:01.915	14		2:54.461	14		2:53.063	48		2:51.695	48		2:49.421
87	1.471	3:03.386	48	1.277	2:53.268	48	0.677	2:52.463	14	0.655	2:53.027	14	5.518	2:54.284
48	2.470	3:04.385	87	3.465	2:56.455	85	5.068	2:53.718	85	8.518	2:55.822	85	16.123	2:57.026
85	3.190	3:05.105	85	4.413	2:55.684	15	1 LAP	5:42.223P	15	1 LAP	3:07.510	8	31.309	2:55.566
94	4.213	3:06.128	94	9.187	2:59.435	87	6.537	2:56.135	94	24.285	3:01.822	15	1 LAP	3:02.794
1	7.939	3:09.854	1	11.957	2:58.479	94	14.835	2:58.711	8	25.164	2:56.366	94	35.932	3:01.068
3	9.485	3:11.400	8	12.903	2:57.068	1	20.464	3:01.570	3	26.907	2:56.931	3	36.090	2:58.604
32	9.513	3:11.428	3	13.248	2:58.224	8	21.170	3:01.330	1	30.494	3:02.402	1	39.838	2:58.765
8	10.296	3:12.211	32	17.950	3:02.898	3	22.348	3:02.163	68	31.880	2:59.222	68	42.242	2:59.783
68	11.057	3:12.972	68	18.497	3:01.901	68	25.030	2:59.596	32	35.617	3:01.006	103	43.212	2:56.159
15	12.250	3:14.165	96	20.217	3:00.846	32	26.983	3:02.096	103	36.474	3:00.391	32	47.884	3:01.688
96	13.832	3:15.747	103	21.018	3:01.090	96	27.704	3:00.550	96	37.279	3:01.947	96	48.558	3:00.700
103	14.389	3:16.304	63	27.561	3:05.671	103	28.455	3:00.500	63	50.408	3:04.755	63	1:05.333	3:04.346
63	16.351	3:18.266	73	31.233	3:06.360	63	38.025	3:03.527	73	53.066	3:03.918	73	1:06.412	3:02.767
89	18.604	3:20.519	89	33.344	3:09.201	73	41.520	3:03.350	40	53.512	3:01.626	40	1:06.817	3:02.726
73	19.334	3:21.249	40	33.587	3:06.986	40	44.258	3:03.734	82	55.397	3:01.977	82	1:10.109	3:04.133
40	21.062	3:22.977	82	34.710	3:07.046	82	45.792	3:04.145	89	1:10.042	3:13.788	89	1:35.625	3:15.004
82	22.125	3:24.040	136	35.915	3:07.418	89	48.626	3:08.345	136	1:52.594	3:40.607P			
136	22.958	3:24.873				136	1:04.359	3:21.507						

Weather/Track: Cloud/Wet

www.mstworld.com

Snetterton 300
 Circuit Length = 2.9689 miles.
 Start: 11:46 End: 12:07

HSCC/HRSR ByBox Historic Touring Cars
RACE 1 - LAP CHART - Snetterton - 13/14 June 2015
 (contd.)


Lap 6			Lap 7			Lap 8			Lap 9			Lap 10		
No	Behind	Laptime	No	Behind	Laptime	No	Behind	Laptime	No	Behind	Laptime	No	Behind	Laptime
48		2:51.448	48		2:52.166									
14	9.861	2:55.791	14	13.507	2:55.812									
85	21.363	2:56.688	85	23.938	2:54.741									
8	36.575	2:56.714	8	40.724	2:56.315									
3	40.196	2:55.554	3	43.891	2:55.861									
94	43.407	2:58.923	94	51.061	2:59.820									
1	48.217	2:59.827	1	56.065	3:00.014									
68	48.670	2:57.876	103	57.075	2:59.430									
103	49.811	2:58.047	68	57.873	3:01.369									
32	57.936	3:01.500	32	1:06.255	3:00.485									
96	58.666	3:01.556	96	1:07.338	3:00.838									
15	1 LAP	3:31.375P	63	1:27.612	3:02.205									
40	1:16.680	3:01.311	73	1:29.218	3:02.635									
63	1:17.573	3:03.688	40	1:44.666	3:20.152									
73	1:18.749	3:03.785	82	1:49.727	3:21.084									
82	1:20.809	3:02.148	89	2:23.392	3:16.264									
89	1:59.294	3:15.117												

Weather/Track: Cloud/Wet

Snetterton 300
 Circuit Length = 2.9689 miles.
 Start: 11:46 End: 12:07

HSCC/HRSR ByBox Historic Touring Cars
RACE 4 - GRID - Snetterton - 13/14 June 2015

ROW 10	85	TROWER		
ROW 9	136	CHAPMAN	87	BENOY
ROW 8	89	OLIVER	15	WATTS
ROW 7	40	DAVISON	82	WRIGHT
ROW 6	63	PUGSLEY	73	SLATER
ROW 5	32	COATES	96	BROOK
ROW 4	103	BIRKETT	68	PATTLE
ROW 3	94	PLATTS	1	DAVIES
ROW 2	8	VOYAZIDES	3	HALLFORD
ROW 1	48	DAVIES	14	MILICEVIC
		POLE		



Weather/Track: Cloud/Wet

These results are provisional until the conclusion of any judicial and technical matters.

Snetterton 300
Circuit Length = 2.9689 miles.
Start: 11:46 End: 12:07

Clerk of the Course:

Timekeeper:

HSCC/HRSR ByBox Historic Touring Cars
RACE 4 - CLASSIFICATION - Snetterton - 13/14 June 2015

POS	NO	CL	DRIVER	NAT	CAR	TIME	LAPS	GAP	MPH	BEST
1	48	C	Mark DAVIES		Ford Lotus Cortina	20:36.863	7		60.48	2:54.245
2	14	K4	Jonathan MILICEVIC		Morris Mini Cooper	20:52.231	7	15.368	59.74	2:55.213
3	3	K1	Peter HALLFORD		Ford Mustang	20:54.955	7	18.092	59.61	2:55.961
4	87	E	Simon BENOY		Hillman Imp	20:59.653	7	22.790	59.39	2:56.435
5	94	E	Steven PLATTS		Singer Chamois	21:05.265	7	28.402	59.13	2:57.913
6	103	K4	Charlie BIRKETT		Mini Cooper S	21:17.351	7	40.488	58.57	3:00.068
7	32	K1	Alasdair COATES		Ford Mustang	21:24.298	7	47.435	58.25	3:00.749
8	85	D	Dean TROWER		Austin Cooper S	21:26.498	7	49.635	58.15	2:58.502
9	15	K1	Mark WATTS		Ford Mustang	21:41.172	7	1:04.309	57.49	3:02.412
10	63	K3	John PUGSLEY		Ford Lotus Cortina	21:45.550	7	1:08.687	57.30	3:03.975
11	96	D	Timothy BROOK		Austin Cooper S	21:45.824	7	1:08.961	57.29	3:00.529
12	1	B	Tim DAVIES		Ford Lotus Cortina	21:46.100	7	1:09.237	57.28	3:03.145
13	40	K3	John DAVISON		Ford Lotus Cortina	21:47.574	7	1:10.711	57.21	2:58.675
14	82	K4	Gary WRIGHT		Mini Cooper	22:09.896	7	1:33.033	56.25	3:05.197

NOT CLASSIFIED

68	K3	Graham PATTLE		Ford Lotus Cortina	6:13.601	2	D.N.F.	57.21	3:01.593
89	E	Adrian OLIVER		Hillman Imp	9:45.706	2	D.N.F.	36.49	3:07.173
8	K1	Leo VOYAZIDES		Ford Falcon		0	D.N.F.	N/A	

FASTEST LAP

48	C	Mark DAVIES		Ford Lotus Cortina	2:54.245	6	61.33mph	98.71kph
14	K4	Jonathan MILICEVIC		Morris Mini Cooper	2:55.213	5	61.00mph	98.17kph
3	K1	Peter HALLFORD		Ford Mustang	2:55.961	6	60.74mph	97.75kph
87	E	Simon BENOY		Hillman Imp	2:56.435	6	60.57mph	97.49kph
85	D	Dean TROWER		Austin Cooper S	2:58.502	4	59.87mph	96.36kph
40	K3	John DAVISON		Ford Lotus Cortina	2:58.675	7	59.81mph	96.26kph
1	B	Tim DAVIES		Ford Lotus Cortina	3:03.145	5	58.35mph	93.91kph

Weather/Track: Rain/Wet

These results are provisional until the conclusion of any judicial and technical matters.

Snetterton 300
 Circuit Length = 2.9689 miles.
 Start: 17:19 End: 17:40

Clerk of the Course:

Timekeeper:

HSCC/HRSR ByBox Historic Touring Cars
RACE 4 - LAP ANALYSIS - Snetterton - 13/14 June 2015

1	Tim DAVIES	Ford Lotus Cortina
1 -	3:20.499	6 - 3:04.548
2 -	3:04.166	7 - 3:05.363
3 -	3:04.832	
4 -	3:03.547	
5 -	3:03.145	
3	Peter HALLFORD	Ford Mustang
1 -	3:07.670	6 - 2:55.961
2 -	2:59.505	7 - 2:57.100
3 -	2:58.510	
4 -	2:58.873	
5 -	2:57.336	
8	Leo VOYAZIDES	Ford Falcon
14	Jonathan MILICEVIC	Morris Mini Cooper
1 -	3:05.762	6 - 2:56.195
2 -	3:03.514	7 - 2:55.819
3 -	2:57.993	
4 -	2:57.735	
5 -	2:55.213	
15	Mark WATTS	Ford Mustang
1 -	3:17.371	6 - 3:02.412
2 -	3:05.961	7 - 3:04.643
3 -	3:04.584	
4 -	3:03.032	
5 -	3:03.169	
32	Alasdair COATES	Ford Mustang
1 -	3:14.052	6 - 3:00.749
2 -	3:01.978	7 - 3:01.736
3 -	3:01.380	
4 -	3:02.264	
5 -	3:02.139	

Weather/Track: Rain/Wet

www.mstworld.com

Page 1 of 3

Snetterton 300
 Circuit Length = 2.9689 miles.
 Start: 17:19 End: 17:40
 Printed - 17:43 Saturday, 13 June 2015

HSCC/HRSR ByBox Historic Touring Cars
RACE 4 - LAP ANALYSIS - Snetterton - 13/14 June 2015
 (contd.)

40	John DAVISON	Ford Lotus Cortina
1 -	3:22.446	6 - 3:00.750
2 -	3:04.854	7 - 2:58.675
3 -	3:11.263	
4 -	3:06.871	
5 -	3:02.715	
48	Mark DAVIES	Ford Lotus Cortina
1 -	3:02.303	6 - 2:54.245
2 -	2:56.041	7 - 2:56.230
3 -	2:56.357	
4 -	2:56.354	
5 -	2:55.333	
63	John PUGSLEY	Ford Lotus Cortina
1 -	3:15.614	6 - 3:05.075
2 -	3:04.933	7 - 3:05.599
3 -	3:04.688	
4 -	3:03.975	
5 -	3:05.666	
68	Graham PATTLE	Ford Lotus Cortina
1 -	3:12.008	
2 -	3:01.593	
82	Gary WRIGHT	Mini Cooper
1 -	3:24.296	6 - 3:05.924
2 -	3:10.114	7 - 3:05.197
3 -	3:09.728	
4 -	3:07.623	
5 -	3:07.014	
85	Dean TROWER	Austin Cooper S
1 -	3:18.153	6 - 3:01.327
2 -	3:03.285	7 - 3:00.375
3 -	3:03.927	
4 -	2:58.502	
5 -	3:00.929	

Weather/Track: Rain/Wet

www.mstworld.com

Page 2 of 3

Snetterton 300
 Circuit Length = 2.9689 miles.
 Start: 17:19 End: 17:40
 Printed - 17:43 Saturday, 13 June 2015

HSCC/HRSR ByBox Historic Touring Cars
RACE 4 - LAP ANALYSIS - Snetterton - 13/14 June 2015
 (contd.)

87	Simon BENOY	Hillman Imp
1 -	3:10.394	6 - 2:56.435
2 -	3:00.594	7 - 2:57.060
3 -	2:57.637	
4 -	2:58.010	
5 -	2:59.523	
89	Adrian OLIVER	Hillman Imp
1 -	6:38.533	
2 -	3:07.173	
94	Steven PLATTS	Singer Chamois
1 -	3:05.059	6 - 2:57.913
2 -	2:59.669	7 - 2:59.945
3 -	2:59.764	
4 -	3:01.525	
5 -	3:01.390	
96	Timothy BROOK	Austin Cooper S
1 -	3:18.547	6 - 3:02.165
2 -	3:05.652	7 - 3:03.254
3 -	3:04.768	
4 -	3:00.529	
5 -	3:10.909	
103	Charlie BIRKETT	Mini Cooper S
1 -	3:10.172	6 - 3:00.068
2 -	3:02.492	7 - 3:00.257
3 -	3:03.630	
4 -	3:00.343	
5 -	3:00.389	

Weather/Track: Rain/Wet

www.mstworld.com

Page 3 of 3

Snetterton 300
 Circuit Length = 2.9689 miles.
 Start: 17:19 End: 17:40
 Printed - 17:43 Saturday, 13 June 2015

HSCC/HRSR ByBox Historic Touring Cars
RACE 4 - LAP CHART - Snetterton - 13/14 June 2015

Lap 1			Lap 2			Lap 3			Lap 4			Lap 5		
No	Behind	Laptime	No	Behind	Laptime	No	Behind	Laptime	No	Behind	Laptime	No	Behind	Laptime
48		3:02.303	48		2:56.041	48		2:56.357	48		2:56.354	48		2:55.333
94	2.756	3:05.059	94	6.384	2:59.669	94	9.791	2:59.764	3	13.503	2:58.873	14	13.829	2:55.213
14	3.459	3:05.762	3	8.831	2:59.505	3	10.984	2:58.510	14	13.949	2:57.735	3	15.506	2:57.336
3	5.367	3:07.670	14	10.932	3:03.514	14	12.568	2:57.993	94	14.962	3:01.525	87	19.770	2:59.523
103	7.869	3:10.172	87	12.644	3:00.594	87	13.924	2:57.637	87	15.580	2:58.010	94	21.019	3:01.390
87	8.091	3:10.394	103	14.320	3:02.492	103	21.593	3:03.630	103	25.582	3:00.343	103	30.638	3:00.389
68	9.705	3:12.008	68	15.257	3:01.593	32	22.709	3:01.380	32	28.619	3:02.264	32	35.425	3:02.139
32	11.749	3:14.052	32	17.686	3:01.978	63	30.534	3:04.688	85	32.812	2:58.502	85	38.408	3:00.929
63	13.311	3:15.614	63	22.203	3:04.933	85	30.664	3:03.927	63	38.155	3:03.975	15	47.729	3:03.169
15	15.068	3:17.371	85	23.094	3:03.285	15	33.215	3:04.584	96	38.441	3:00.529	63	48.488	3:05.666
85	15.850	3:18.153	15	24.988	3:05.961	96	34.266	3:04.768	15	39.893	3:03.032	1	49.801	3:03.145
96	16.244	3:18.547	96	25.855	3:05.652	1	34.796	3:04.832	1	41.989	3:03.547	96	54.017	3:10.909
1	18.196	3:20.499	1	26.321	3:04.166	40	43.862	3:11.263	40	54.379	3:06.871	40	1:01.761	3:02.715
40	20.143	3:22.446	40	28.956	3:04.854	82	49.437	3:09.728	82	1:00.706	3:07.623	82	1:12.387	3:07.014
82	21.993	3:24.296	82	36.066	3:10.114	89	1 LAP	3:07.173						
			89	1 LAP	6:38.533									

Weather/Track: Rain/Wet

www.mstworld.com

Snetterton 300
 Circuit Length = 2.9689 miles.
 Start: 17:19 End: 17:40

HSCC/HRSR ByBox Historic Touring Cars
RACE 4 - LAP CHART - Snetterton - 13/14 June 2015
 (contd.)

Lap 6			Lap 7			Lap 8			Lap 9			Lap 10		
No	Behind	Laptime	No	Behind	Laptime	No	Behind	Laptime	No	Behind	Laptime	No	Behind	Laptime
48		2:54.245	48		2:56.230									
14	15.779	2:56.195	14	15.368	2:55.819									
3	17.222	2:55.961	3	18.092	2:57.100									
87	21.960	2:56.435	87	22.790	2:57.060									
94	24.687	2:57.913	94	28.402	2:59.945									
103	36.461	3:00.068	103	40.488	3:00.257									
32	41.929	3:00.749	32	47.435	3:01.736									
85	45.490	3:01.327	85	49.635	3:00.375									
15	55.896	3:02.412	15	1:04.309	3:04.643									
63	59.318	3:05.075	63	1:08.687	3:05.599									
1	1:00.104	3:04.548	96	1:08.961	3:03.254									
96	1:01.937	3:02.165	1	1:09.237	3:05.363									
40	1:08.266	3:00.750	40	1:10.711	2:58.675									
82	1:24.066	3:05.924	82	1:33.033	3:05.197									

Weather/Track: Rain/Wet

Road Sports Challenge ONI PLC Historic Road Sports and 70s Road Sports

RACE 2 - QUALIFYING - Snetterton - 13/14 June 2015

POS	NO	CL	DRIVER	NAT	CAR	TIME	LAPS	GAP	MPH
1	72	7C	James DEAN		Lotus Europa	2:53.454	5		61.61
2	1	7B	Peter SHAW		TVR Tuscan	2:53.710	6	0.256	61.52
3	74	INV	Bruce WEIR		Datsun 240z	2:53.909	5	0.455	61.45
4	11	HRA	Richard PLANT		Morgan Plus 8	2:56.871	5	3.417	60.42
5	66	HRC	Jonathan STRINGER		Lotus Seven S2	2:59.241	5	5.787	59.62
6	30	HRA	Philip GODDARD		Morgan Plus 8	2:59.523	5	6.069	59.53
7	32	HRC	Patrick WARD-BOOTH		Ginetta G4	3:00.507	5	7.053	59.21
8	19	7B	Will LEVERETT		Porsche 911SC	3:00.727	5	7.273	59.13
9	31	HRE	Ian BURFORD		MG Lenham Le Mans	3:01.048	5	7.594	59.03
10	98	HRA	Kevin KIVLOCHAN		Morgan Plus 8	3:01.546	4	8.092	58.87
11	12	HRC	Johan DENEKAMP		Marcos 1800 GT	3:01.937	5	8.483	58.74
12	9	HRC	Roger WAITE		Lotus Elan S1	3:02.031	5	8.577	58.71
13	16	HRC	Robert ROWE		Lotus Elan Elan S3	3:03.147	5	9.693	58.35
14	56	7D	Sarah HUTCHISON		Lancia Beta	3:05.542	4	12.088	57.60
15	63	HRB	Colin SHARP		Triumph TR5	3:06.282	5	12.828	57.37
16	4	7D	Ken RORRISON		Alfa Romeo 2000 GTV	3:07.464	5	14.010	57.01
17	17	HRA	Adam SIMMONDS		Ford Mustang	3:08.938	5	15.484	56.56
18	68	7D	Jon WAGSTAFF		Alfa Romeo GTV	3:08.999	5	15.545	56.55
19	92	7D	Brian JARVIS		Porsche 924	3:10.032	4	16.578	56.24
20	33	7B	Matthew NICHOLS		TVR 3000M	3:10.648	5	17.194	56.06
21	20	7C	Mark LEVERETT		Lotus Elan	3:13.681	5	20.227	55.18
22	42	HRE	Larry TUCKER		MG Midget	3:13.702	4	20.248	55.17
23	77	7D	Simon HOLMESMITH		Alfa Romeo 2000 GTV	3:17.120	4	23.666	54.22
24	2	HRE	Tony DAVIS		Austin Healey Sprite Mk1	3:20.971	4	27.517	53.18
25	52	7D	Graham HALL		Lancia Monte Carlo	3:24.252	4	30.798	52.32
26	35	HRC	Richard DISBROW		Turner Mk2	3:29.272	4	35.818	51.07
27	22	INV	William JENKINS		BMW 3.0 CSL	3:29.891	3	36.437	50.92
28	5	INV	Kristy BROOKS		Lotus Elan	3:30.469	3	37.015	50.78
29	21	HRE	Peter CHAPPELL		Austin Healey Sprite Mk1	3:36.264	4	42.810	49.42
30	71	HRE	Richard COFFEY		Turner Mk1	3:41.025	4	47.571	48.35
31	50	7E	David KARASKAS		MG Midget	14:18.617	1	11:25.163	12.44

Cars 22 & 71 require working transponders, MSA regulation Q12.2.1 refers.

Weather/Track: Rain/Wet. Car 50 completed 1 lap only.

These results are provisional until the conclusion of any judicial and technical matters.

Snetterton 300

Circuit Length = 2.9689 miles.

Start: 10:18 End: 10:34

Clerk of the Course:	Timekeeper:
----------------------	-------------

**Road Sports Challenge ONI PLC Historic Road Sports and 70s Road Sports
RACE 2 - QUALIFYING LAP ANALYSIS - Snetterton - 13/14 June 2015**

1	Peter SHAW	TVR Tuscan
1 - X:00.000 6 - 3:45.846P 2 - 2:54.220 3 - 2:56.517 4 - 2:57.431 5 - 2:53.710		
2	Tony DAVIS	Austin Healey Sprite Mk1
1 - X:00.000 2 - 3:21.152 3 - 3:26.270 4 - 3:20.971		
4	Ken RORRISON	Alfa Romeo 2000 GTV
1 - X:00.000 2 - 3:20.726 3 - 3:19.048 4 - 3:13.139 5 - 3:07.464		
5	Kristy BROOKS	Lotus Elan
1 - X:00.000 2 - 3:30.469 3 - 7:50.887P		
9	Roger WAITE	Lotus Elan S1
1 - X:00.000 2 - 3:03.894 3 - 3:05.750 4 - 3:04.169 5 - 3:02.031		
11	Richard PLANT	Morgan Plus 8
1 - X:00.000 2 - 3:02.702 3 - 3:01.027 4 - 2:59.995 5 - 2:56.871		

Cars 22 & 71 require working transponders, MSA regulation Q12.2.1 refers.
Weather/Track: Rain/Wet. Car 50 completed 1 lap only.

**Road Sports Challenge ONI PLC Historic Road Sports and 70s Road Sports
RACE 2 - QUALIFYING LAP ANALYSIS - Snetterton - 13/14 June 2015
(contd.)**

12	Johan DENEKAMP	Marcos 1800 GT
1 - X:00.000 2 - 3:11.623 3 - 3:04.287 4 - 3:01.937 5 - 3:02.820		
16	Robert ROWE	Lotus Elan Elan S3
1 - X:00.000 2 - 3:03.147 3 - 3:06.385 4 - 3:04.384 5 - 3:11.445		
17	Adam SIMMONDS	Ford Mustang
1 - X:00.000 2 - 3:14.939 3 - 3:11.873 4 - 3:08.938 5 - 3:10.906		
19	Will LEVERETT	Porsche 911SC
1 - X:00.000 2 - 3:09.934 3 - 3:09.440 4 - 3:00.727 5 - 3:42.050P		
20	Mark LEVERETT	Lotus Elan
1 - X:00.000 2 - 3:18.788 3 - 3:13.681 4 - 3:14.077 5 - 4:07.976P		
21	Peter CHAPPELL	Austin Healey Sprite Mk1
1 - X:00.000 2 - 3:46.402 3 - 3:40.926 4 - 3:36.264		

Cars 22 & 71 require working transponders, MSA regulation Q12.2.1 refers.
Weather/Track: Rain/Wet. Car 50 completed 1 lap only.

Snetterton 300
Circuit Length = 2.9689 miles.
Start: 10:18 End: 10:34

**Road Sports Challenge ONI PLC Historic Road Sports and 70s Road Sports
RACE 2 - QUALIFYING LAP ANALYSIS - Snetterton - 13/14 June 2015
(contd.)**

22	William JENKINS	BMW 3.0 CSL
1 - X:00.000 2 - 3:29.891 3 - 4:34.980P		
30	Philip GODDARD	Morgan Plus 8
1 - X:00.000 2 - 3:06.915 3 - 3:08.336 4 - 3:04.057 5 - 2:59.523		
31	Ian BURFORD	MG Lenham Le Mans
1 - X:00.000 2 - 3:09.922 3 - 3:05.981 4 - 3:02.913 5 - 3:01.048		
32	Patrick WARD-BOOTH	Ginetta G4
1 - X:00.000 2 - 3:09.694 3 - 3:05.854 4 - 3:03.337 5 - 3:00.507		
33	Matthew NICHOLS	TVR 3000M
1 - X:00.000 2 - 3:20.222 3 - 3:27.251 4 - 3:10.648 5 - 3:38.834P		
35	Richard DISBROW	Turner Mk2
1 - X:00.000 2 - 3:29.272 3 - 3:56.048P 4 - 3:31.080		

Cars 22 & 71 require working transponders, MSA regulation Q12.2.1 refers.
Weather/Track: Rain/Wet. Car 50 completed 1 lap only.

**Road Sports Challenge ONI PLC Historic Road Sports and 70s Road Sports
RACE 2 - QUALIFYING LAP ANALYSIS - Snetterton - 13/14 June 2015
(contd.)**

42	Larry TUCKER	MG Midget
1 - X:00.000 2 - 3:21.291 3 - 3:15.020 4 - 3:13.702		
50	David KARASKAS	MG Midget
1 - X:00.000		
52	Graham HALL	Lancia Monte Carlo
1 - X:00.000 2 - 3:26.498 3 - 3:34.982 4 - 3:24.252		
56	Sarah HUTCHISON	Lancia Beta
1 - X:00.000 2 - 3:09.102 3 - 3:05.542 4 - 3:15.398		
63	Colin SHARP	Triumph TR5
1 - X:00.000 2 - 3:10.976 3 - 3:06.282 4 - 3:32.639 5 - 3:39.060P		
66	Jonathan STRINGER	Lotus Seven S2
1 - X:00.000 2 - 3:03.584 3 - 3:02.765 4 - 3:06.566 5 - 2:59.241		

Cars 22 & 71 require working transponders, MSA regulation Q12.2.1 refers.
Weather/Track: Rain/Wet. Car 50 completed 1 lap only.

Snetterton 300
Circuit Length = 2.9689 miles.
Start: 10:18 End: 10:34

**Road Sports Challenge ONI PLC Historic Road Sports and 70s Road Sports
RACE 2 - QUALIFYING LAP ANALYSIS - Snetterton - 13/14 June 2015
(contd.)**

68	Jon WAGSTAFF	Alfa Romeo GTV
1 - X:00.000 2 - 3:19.872 3 - 3:08.999 4 - 3:11.021 5 - 3:38.750P		
71	Richard COFFEY	Turner Mk1
1 - X:00.000 2 - 3:41.025 3 - 3:49.839 4 - 4:21.834P		
72	James DEAN	Lotus Europa
1 - X:00.000 2 - 2:56.318 3 - 2:53.454 4 - 2:55.271 5 - 3:23.142		
74	Bruce WEIR	Datsun 240z
1 - X:00.000 2 - 3:11.968 3 - 3:04.358 4 - 3:00.531 5 - 2:53.909		
77	Simon HOLMESMITH	Alfa Romeo 2000 GTV
1 - X:00.000 2 - 3:25.780 3 - 3:20.336 4 - 3:17.120		
92	Brian JARVIS	Porsche 924
1 - X:00.000 2 - 3:16.507 3 - 3:12.102 4 - 3:10.032		

Cars 22 & 71 require working transponders, MSA regulation Q12.2.1 refers.
Weather/Track: Rain/Wet. Car 50 completed 1 lap only.

Snetterton 300
Circuit Length = 2.9689 miles.
Start: 10:18 End: 10:34

**Road Sports Challenge ONI PLC Historic Road Sports and 70s Road Sports
RACE 2 - QUALIFYING LAP ANALYSIS - Snetterton - 13/14 June 2015
(contd.)**

98	Kevin KIVLOCHAN	Morgan Plus 8
1 -	X:00.000	
2 -	3:07.986	
3 -	3:07.358	
4 -	3:01.546	


Cars 22 & 71 require working transponders, MSA regulation Q12.2.1 refers.
Weather/Track: Rain/Wet. Car 50 completed 1 lap only.

Road Sports Challenge ONI PLC Historic Road Sports and 70s Road Sports

RACE 2 - GRID - Snetterton - 13/14 June 2015

ROW
16
ROW
15
ROW
14
ROW
13
ROW
12
ROW
11
ROW
10
ROW
9
ROW
8
ROW
7
ROW
6
ROW
5
ROW
4
ROW
3
ROW
2
ROW
1

	50	KARASKAS	
21	CHAPPELL		71
	22	JENKINS	5
52	HALL		35
	77	HOLMESMITH	2
20	LEVERETT		42
	92	JARVIS	33
17	SIMMONDS		68
	63	SHARP	4
16	ROWE		56
	12	DENEKAMP	9
31	BURFORD		98
	32	WARD-BOOTH	19
66	STRINGER		30
	74	WEIR	11
72	DEAN		1
		POLE	



Cars 22 & 71 require working transponders, MSA regulation Q12.2.1 refers.

Weather/Track: Rain/Wet. Car 50 completed 1 lap only.

These results are provisional until the conclusion of any judicial and technical matters.

Snetterton 300

Circuit Length = 2.9689 miles.

Start: 10:18 End: 10:34

Clerk of the Course:

Timekeeper:

Road Sports Challenge ONI PLC Historic Road Sports and 70s Road Sports

RACE 2 - CLASSIFICATION - Snetterton - 13/14 June 2015

POS	NO	CL	DRIVER	NAT	CAR	TIME	LAPS	GAP	MPH	BEST
1	74	INV	Bruce WEIR		Datsun 240z	22:13.976	8		64.09	2:42.228
2	1	7B	Peter SHAW		TVR Tuscan	22:25.982	8	12.006	63.52	2:46.143
3	11	HRA	Richard PLANT		Morgan Plus 8	22:29.580	8	15.604	63.35	2:44.164
4	30	HRA	Philip GODDARD		Morgan Plus 8	22:30.959	8	16.983	63.29	2:44.631
5	98	HRA	Kevin KIVLOCHAN		Morgan Plus 8	22:56.627	8	42.651	62.11	2:48.969
6	12	HRC	Johan DENEKAMP		Marcos 1800 GT	23:11.313	8	57.337	61.45	2:50.376
7	32	HRC	Patrick WARD-BOOTH		Ginetta G4	23:12.119	8	58.143	61.42	2:50.813
8	16	HRC	Robert ROWE		Lotus Elan Elan S3	23:20.996	8	1:07.020	61.03	2:50.567
9	66	HRC	Jonathan STRINGER		Lotus Seven S2	23:25.220	8	1:11.244	60.84	2:52.870
10	9	HRC	Roger WAITE		Lotus Elan S1	23:49.900	8	1:35.924	59.79	2:55.050
11	31	HRE	Ian BURFORD		MG Lenham Le Mans	23:55.699	8	1:41.723	59.55	2:55.652
12	22	INV	William JENKINS		BMW 3.0 CSL	24:00.193	8	1:46.217	59.37	2:51.762
13	20	7C	Mark LEVERETT		Lotus Elan	24:00.256	8	1:46.280	59.36	2:53.344
14	92	7D	Brian JARVIS		Porsche 924	24:05.166	8	1:51.190	59.16	2:54.085
15	17	HRA	Adam SIMMONDS		Ford Mustang	24:09.634	8	1:55.658	58.98	2:55.909
16	33	7B	Matthew NICHOLS		TVR 3000M	24:17.089	8	2:03.113	58.68	2:56.302
17	63	HRB	Colin SHARP		Triumph TR5	24:17.807	8	2:03.831	58.65	2:55.385
18	72	7C	James DEAN		Lotus Europa	24:39.031	8	2:25.055	57.81	2:56.197
19	42	HRE	Larry TUCKER		MG Midget	24:44.119	8	2:30.143	57.61	2:58.511
20	35	HRC	Richard DISBROW		Turner Mk2	25:04.604	8	2:50.628	56.82	3:03.384
21	4	7D	Ken RORRISON		Alfa Romeo 2000 GTV	25:12.446	8	2:58.470	56.53	3:00.091
22	52	7D	Graham HALL		Lancia Monte Carlo	22:24.665	7	1 LAP	55.63	3:03.937
23	77	7D	Simon HOLMESMITH		Alfa Romeo 2000 GTV	22:39.973	7	1 LAP	55.01	3:08.992
24	2	HRE	Tony DAVIS		Austin Healey Sprite Mk1	22:46.149	7	1 LAP	54.76	3:11.008
25	5	INV	Kristy BROOKS		Lotus Elan	23:15.763	7	1 LAP	53.60	3:15.181
26	21	HRE	Peter CHAPPELL		Austin Healey Sprite Mk1	23:35.167	7	1 LAP	52.86	3:16.182
27	50	7E	David KARASKAS		MG Midget	24:43.436	7	1 LAP	50.43	3:07.133

NOT CLASSIFIED

68	7D	Jon WAGSTAFF	Alfa Romeo GTV	9:17.933	3	D.N.F.	57.46	2:58.242
56	7D	Sarah HUTCHISON	Lancia Beta			D.N.F.	N/A	

FASTEST LAP

74	INV	Bruce WEIR	Datsun 240z	2:42.228	4	65.88mph	106.02kph
11	HRA	Richard PLANT	Morgan Plus 8	2:44.164	8	65.10mph	104.77kph
1	7B	Peter SHAW	TVR Tuscan	2:46.143	8	64.33mph	103.52kph
12	HRC	Johan DENEKAMP	Marcos 1800 GT	2:50.376	6	62.73mph	100.95kph
20	7C	Mark LEVERETT	Lotus Elan	2:53.344	6	61.65mph	99.22kph
92	7D	Brian JARVIS	Porsche 924	2:54.085	6	61.39mph	98.80kph
63	HRB	Colin SHARP	Triumph TR5	2:55.385	8	60.94mph	98.07kph
31	HRE	Ian BURFORD	MG Lenham Le Mans	2:55.652	6	60.84mph	97.92kph
50	7E	David KARASKAS	MG Midget	3:07.133	2	57.11mph	91.91kph

Weather/Track: Cloud/Wet

These results are provisional until the conclusion of any judicial and technical matters.

Snetterton 300
Circuit Length = 2.9689 miles.
Start: 12:24 End: 12:46

Clerk of the Course:	Timekeeper:
----------------------	-------------

**Road Sports Challenge ONI PLC Historic Road Sports and 70s Road Sports
RACE 2 - LAP ANALYSIS - Snetterton - 13/14 June 2015**

1	Peter SHAW	TVR Tuscan
1 -	2:55.578	6 - 2:47.052
2 -	2:47.984	7 - 2:48.011
3 -	2:47.395	8 - 2:46.143
4 -	2:46.726	
5 -	2:47.093	
2	Tony DAVIS	Austin Healey Sprite Mk1
1 -	3:26.512	6 - 3:12.217
2 -	3:11.008	7 - 3:13.872
3 -	3:13.450	
4 -	3:16.609	
5 -	3:12.481	
4	Ken RORRISON	Alfa Romeo 2000 GTV
1 -	3:32.181	6 - 3:00.996
2 -	3:09.565	7 - 3:00.091
3 -	3:05.401	8 - 3:01.969
4 -	3:07.425	
5 -	3:14.818	
5	Kristy BROOKS	Lotus Elan
1 -	3:38.237	6 - 3:15.306
2 -	3:20.066	7 - 3:15.735
3 -	3:15.608	
4 -	3:15.181	
5 -	3:15.630	
9	Roger WAITE	Lotus Elan S1
1 -	3:07.735	6 - 2:55.050
2 -	3:01.860	7 - 2:57.446
3 -	2:58.342	8 - 2:57.907
4 -	2:55.069	
5 -	2:56.491	
11	Richard PLANT	Morgan Plus 8
1 -	3:00.611	6 - 2:45.332
2 -	2:52.564	7 - 2:44.726
3 -	2:47.826	8 - 2:44.164
4 -	2:46.928	
5 -	2:47.429	

Weather/Track: Cloud/Wet

www.mstworld.com

Page 1 of 5

Snetterton 300
Circuit Length = 2.9689 miles.
Start: 12:24 End: 12:46

Printed - 12:50 Saturday, 13 June 2015

**Road Sports Challenge ONI PLC Historic Road Sports and 70s Road Sports
RACE 2 - LAP ANALYSIS - Snetterton - 13/14 June 2015
(contd.)**

12	Johan DENEKAMP	Marcos 1800 GT
1 -	3:08.049	6 - 2:50.376
2 -	2:54.553	7 - 2:51.511
3 -	2:52.667	8 - 2:51.650
4 -	2:51.548	
5 -	2:50.959	
16	Robert ROWE	Lotus Elan Elan S3
1 -	3:14.128	6 - 2:51.228
2 -	2:55.695	7 - 2:52.335
3 -	2:50.758	8 - 2:50.567
4 -	2:55.259	
5 -	2:51.026	
17	Adam SIMMONDS	Ford Mustang
1 -	3:21.452	6 - 2:59.255
2 -	3:02.057	7 - 2:56.400
3 -	3:00.872	8 - 2:56.849
4 -	2:55.909	
5 -	2:56.840	
20	Mark LEVERETT	Lotus Elan
1 -	3:17.040	6 - 2:53.344
2 -	3:03.615	7 - 2:56.226
3 -	2:57.071	8 - 2:57.322
4 -	2:57.962	
5 -	2:57.676	
21	Peter CHAPPELL	Austin Healey Sprite Mk1
1 -	3:41.234	6 - 3:18.223
2 -	3:21.203	7 - 3:16.182
3 -	3:19.718	
4 -	3:19.458	
5 -	3:19.149	
22	William JENKINS	BMW 3.0 CSL
1 -	3:23.507	6 - 2:51.762
2 -	3:00.879	7 - 2:54.792
3 -	3:00.436	8 - 2:56.201
4 -	2:56.734	
5 -	2:55.882	

Weather/Track: Cloud/Wet

www.mstworld.com

Page 2 of 5

Snetterton 300
Circuit Length = 2.9689 miles.
Start: 12:24 End: 12:46

Printed - 12:50 Saturday, 13 June 2015

**Road Sports Challenge ONI PLC Historic Road Sports and 70s Road Sports
RACE 2 - LAP ANALYSIS - Snetterton - 13/14 June 2015
(contd.)**

30	Philip GODDARD	Morgan Plus 8
1 -	3:01.991	6 - 2:45.244
2 -	2:52.636	7 - 2:44.966
3 -	2:47.255	8 - 2:44.631
4 -	2:47.696	
5 -	2:46.540	
31	Ian BURFORD	MG Lenham Le Mans
1 -	3:11.363	6 - 2:55.652
2 -	3:01.453	7 - 2:57.266
3 -	3:00.269	8 - 2:56.596
4 -	2:56.419	
5 -	2:56.681	
32	Patrick WARD-BOOTH	Ginetta G4
1 -	3:05.101	6 - 2:50.813
2 -	2:56.061	7 - 2:51.085
3 -	2:53.583	8 - 2:51.423
4 -	2:52.483	
5 -	2:51.570	
33	Matthew NICHOLS	TVR 3000M
1 -	3:16.488	6 - 2:58.478
2 -	3:06.621	7 - 2:56.462
3 -	3:01.080	8 - 2:56.302
4 -	3:01.642	
5 -	3:00.016	
35	Richard DISBROW	Turner Mk2
1 -	3:27.344	6 - 3:05.219
2 -	3:07.830	7 - 3:05.201
3 -	3:05.357	8 - 3:03.384
4 -	3:05.449	
5 -	3:04.820	
42	Larry TUCKER	MG Midget
1 -	3:22.534	6 - 2:58.511
2 -	3:06.200	7 - 3:13.502
3 -	3:01.439	8 - 3:03.535
4 -	2:59.234	
5 -	2:59.164	

Weather/Track: Cloud/Wet

www.mstworld.com

Page 3 of 5

Snetterton 300
Circuit Length = 2.9689 miles.
Start: 12:24 End: 12:46

Printed - 12:50 Saturday, 13 June 2015

**Road Sports Challenge ONI PLC Historic Road Sports and 70s Road Sports
RACE 2 - LAP ANALYSIS - Snetterton - 13/14 June 2015
(contd.)**

50	David KARASKAS	MG Midget
1 -	3:23.189	6 - 3:46.956
2 -	3:07.133	7 - 3:54.951
3 -	3:10.814	
4 -	3:32.024	
5 -	3:48.369	
52	Graham HALL	Lancia Monte Carlo
1 -	3:32.698	6 - 3:04.889
2 -	3:13.054	7 - 3:03.937
3 -	3:11.389	
4 -	3:10.422	
5 -	3:08.276	
63	Colin SHARP	Triumph TR5
1 -	3:21.418	6 - 2:57.508
2 -	3:07.082	7 - 2:56.984
3 -	3:00.586	8 - 2:55.385
4 -	2:59.163	
5 -	2:59.681	
66	Jonathan STRINGER	Lotus Seven S2
1 -	3:04.974	6 - 2:54.265
2 -	2:58.169	7 - 2:53.601
3 -	2:54.569	8 - 2:53.079
4 -	2:52.870	
5 -	2:53.693	
68	Jon WAGSTAFF	Alfa Romeo GTV
1 -	3:13.941	
2 -	3:05.750	
3 -	2:58.242	
72	James DEAN	Lotus Europa
1 -	3:00.293	6 - 2:56.197
2 -	3:40.952	7 - 2:56.568
3 -	3:01.156	8 - 2:57.713
4 -	3:07.154	
5 -	2:58.998	

Weather/Track: Cloud/Wet

www.mstworld.com

Page 4 of 5

Snetterton 300
Circuit Length = 2.9689 miles.
Start: 12:24 End: 12:46
Printed - 12:50 Saturday, 13 June 2015

**Road Sports Challenge ONI PLC Historic Road Sports and 70s Road Sports
RACE 2 - LAP ANALYSIS - Snetterton - 13/14 June 2015
(contd.)**

74	Bruce WEIR	Datsun 240z
1 -	3:01.948	6 - 2:44.191
2 -	2:46.978	7 - 2:45.526
3 -	2:44.268	8 - 2:44.894
4 -	2:42.228	
5 -	2:43.943	
77	Simon HOLMESMITH	Alfa Romeo 2000 GTV
1 -	3:31.747	6 - 3:09.295
2 -	3:11.559	7 - 3:09.978
3 -	3:08.992	
4 -	3:12.300	
5 -	3:16.102	
92	Brian JARVIS	Porsche 924
1 -	3:18.330	6 - 2:54.085
2 -	3:02.096	7 - 3:01.806
3 -	2:59.134	8 - 2:57.239
4 -	2:57.243	
5 -	2:55.233	
98	Kevin KIVLOCHAN	Morgan Plus 8
1 -	3:01.440	6 - 2:50.005
2 -	2:52.492	7 - 2:51.224
3 -	2:50.266	8 - 2:52.966
4 -	2:48.969	
5 -	2:49.265	

Weather/Track: Cloud/Wet

www.mstworld.com

Page 5 of 5

Snetterton 300
Circuit Length = 2.9689 miles.
Start: 12:24 End: 12:46
Printed - 12:50 Saturday, 13 June 2015

**Road Sports Challenge ONI PLC Historic Road Sports and 70s Road Sports
RACE 2 - LAP CHART - Snetterton - 13/14 June 2015**

Lap 1			Lap 2			Lap 3			Lap 4			Lap 5		
No	Behind	Laptime	No	Behind	Laptime	No	Behind	Laptime	No	Behind	Laptime	No	Behind	Laptime
1		2:55.578	1		2:47.984	1		2:47.395	74		2:42.228	74		2:43.943
72	4.715	3:00.293	74	5.364	2:46.978	74	2.237	2:44.268	1	2.261	2:46.726	1	5.411	2:47.093
11	5.033	3:00.611	11	9.613	2:52.564	11	10.044	2:47.826	11	12.507	2:46.928	11	15.993	2:47.429
98	5.862	3:01.440	98	10.370	2:52.492	30	10.925	2:47.255	30	14.156	2:47.696	30	16.753	2:46.540
74	6.370	3:01.948	30	11.065	2:52.636	98	13.241	2:50.266	98	17.745	2:48.969	98	23.067	2:49.265
30	6.413	3:01.991	32	17.600	2:56.061	32	23.788	2:53.583	12	31.395	2:51.548	12	38.411	2:50.959
66	9.396	3:04.974	12	19.040	2:54.553	12	24.312	2:52.667	32	31.806	2:52.483	32	39.433	2:51.570
32	9.523	3:05.101	66	19.581	2:58.169	66	26.755	2:54.569	66	35.160	2:52.870	66	44.910	2:53.693
9	12.157	3:07.735	9	26.033	3:01.860	16	29.624	2:50.758	16	40.418	2:55.259	16	47.501	2:51.026
12	12.471	3:08.049	16	26.261	2:55.695	9	36.980	2:58.342	9	47.584	2:55.069	9	1:00.132	2:56.491
31	15.785	3:11.363	31	29.254	3:01.453	31	42.128	3:00.269	31	54.082	2:56.419	31	1:06.820	2:56.681
68	18.363	3:13.941	68	36.129	3:05.750	20	46.769	2:57.071	20	1:00.266	2:57.962	92	1:12.671	2:55.233
16	18.550	3:14.128	92	36.864	3:02.096	68	46.976	2:58.242	92	1:01.381	2:57.243	20	1:13.999	2:57.676
33	20.910	3:16.488	20	37.093	3:03.615	92	48.603	2:59.134	17	1:04.868	2:55.909	17	1:17.765	2:56.840
20	21.462	3:17.040	33	39.547	3:06.621	33	53.232	3:01.080	22	1:06.134	2:56.734	22	1:18.073	2:55.882
92	22.752	3:18.330	17	39.947	3:02.057	17	53.424	3:00.872	33	1:10.409	3:01.642	33	1:26.482	3:00.016
63	25.840	3:21.418	22	40.824	3:00.879	22	53.865	3:00.436	63	1:12.827	2:59.163	63	1:28.565	2:59.681
17	25.874	3:21.452	63	44.938	3:07.082	63	58.129	3:00.586	42	1:13.985	2:59.234	42	1:29.206	2:59.164
42	26.956	3:22.534	42	45.172	3:06.200	42	59.216	3:01.439	35	1:30.558	3:05.449	72	1:49.188	2:58.998
50	27.611	3:23.189	50	46.760	3:07.133	35	1:09.574	3:05.357	72	1:34.133	3:07.154	35	1:51.435	3:04.820
22	27.929	3:23.507	35	51.612	3:07.830	50	1:10.179	3:10.814	4	1:39.150	3:07.425	4	2:10.025	3:14.818
2	30.934	3:26.512	2	53.958	3:11.008	72	1:11.444	3:01.156	77	1:49.176	3:12.300	52	2:16.474	3:08.276
35	31.766	3:27.344	72	57.683	3:40.952	4	1:16.190	3:05.401	52	1:52.141	3:10.422	2	2:20.695	3:12.481
77	36.169	3:31.747	4	58.184	3:09.565	2	1:20.013	3:13.450	2	1:52.157	3:16.609	77	2:21.335	3:16.102
4	36.603	3:32.181	77	59.744	3:11.559	77	1:21.341	3:08.992	50	1:57.738	3:32.024			
52	37.120	3:32.698	52	1:02.190	3:13.054	52	1:26.184	3:11.389	5	2:13.670	3:15.181			
5	42.659	3:38.237	5	1:14.741	3:20.066	5	1:42.954	3:15.608	21	2:26.191	3:19.458			
21	45.656	3:41.234	21	1:18.875	3:21.203	21	1:51.198	3:19.718						

Weather/Track: Cloud/Wet

www.mstworld.com

Page 1 of 2

Snetterton 300
Circuit Length = 2.9689 miles.
Start: 12:24 End: 12:46

Printed - 12:50 Saturday, 13 June 2015

**Road Sports Challenge ONI PLC Historic Road Sports and 70s Road Sports
RACE 2 - LAP CHART - Snetterton - 13/14 June 2015
(contd.)**

Lap 6			Lap 7			Lap 8			Lap 9			Lap 10		
No	Behind	Laptime	No	Behind	Laptime	No	Behind	Laptime	No	Behind	Laptime	No	Behind	Laptime
74		2:44.191	74		2:45.526	74		2:44.894						
5	1 LAP	3:15.630	77	1 LAP	3:09.295	52	1 LAP	3:03.937						
1	8.272	2:47.052	2	1 LAP	3:12.217	1	12.006	2:46.143						
11	17.134	2:45.332	1	10.757	2:48.011	11	15.604	2:44.164						
21	1 LAP	3:19.149	11	16.334	2:44.726	30	16.983	2:44.631						
30	17.806	2:45.244	30	17.246	2:44.966	77	1 LAP	3:09.978						
50	1 LAP	3:48.369	5	1 LAP	3:15.306	2	1 LAP	3:13.872						
98	28.881	2:50.005	98	34.579	2:51.224	98	42.651	2:52.966						
12	44.596	2:50.376	21	1 LAP	3:18.223	12	57.337	2:51.650						
32	46.055	2:50.813	12	50.581	2:51.511	32	58.143	2:51.423						
16	54.538	2:51.228	32	51.614	2:51.085	5	1 LAP	3:15.735						
66	54.984	2:54.265	16	1:01.347	2:52.335	16	1:07.020	2:50.567						
9	1:10.991	2:55.050	66	1:03.059	2:53.601	66	1:11.244	2:53.079						
31	1:18.281	2:55.652	50	1 LAP	3:46.956	21	1 LAP	3:16.182						
92	1:22.565	2:54.085	9	1:22.911	2:57.446	9	1:35.924	2:57.907						
20	1:23.152	2:53.344	31	1:30.021	2:57.266	31	1:41.723	2:56.596						
22	1:25.644	2:51.762	20	1:33.852	2:56.226	22	1:46.217	2:56.201						
17	1:32.829	2:59.255	22	1:34.910	2:54.792	20	1:46.280	2:57.322						
33	1:40.769	2:58.478	92	1:38.845	3:01.806	92	1:51.190	2:57.239						
63	1:41.882	2:57.508	17	1:43.703	2:56.400	17	1:55.658	2:56.849						
42	1:43.526	2:58.511	33	1:51.705	2:56.462	33	2:03.113	2:56.302						
72	2:01.194	2:56.197	63	1:53.340	2:56.984	63	2:03.831	2:55.385						
35	2:12.463	3:05.219	42	2:11.502	3:13.502	72	2:25.055	2:57.713						
4	2:26.830	3:00.996	72	2:12.236	2:56.568	50	1 LAP	3:54.951						
52	2:37.172	3:04.889	35	2:32.138	3:05.201	42	2:30.143	3:03.535						
			4	2:41.395	3:00.091	35	2:50.628	3:03.384						
						4	2:58.470	3:01.969						

Weather/Track: Cloud/Wet

www.mstworld.com

Page 2 of 2


Snetterton 300
Circuit Length = 2.9689 miles.
Start: 12:24 End: 12:46

Printed - 12:50 Saturday, 13 June 2015

Road Sports Challenge ONI PLC Historic Road Sports and 70s Road Sports

RACE 5 - GRID - Snetterton - 13/14 June 2015

ROW 15	56 HUTCHISON	19 LEVERETT
ROW 14	50 KARASKAS	68 WAGSTAFF
ROW 13	5 BROOKS	21 CHAPPELL
ROW 12	77 HOLMESMITH	2 DAVIS
ROW 11	4 RORRISON	52 HALL
ROW 10	42 TUCKER	35 DISBROW
ROW 9	63 SHARP	72 DEAN
ROW 8	17 SIMMONDS	33 NICHOLS
ROW 7	20 LEVERETT	92 JARVIS
ROW 6	31 BURFORD	22 JENKINS
ROW 5	66 STRINGER	9 WAITE
ROW 4	32 WARD-BOOTH	16 ROWE
ROW 3	98 KIVLOCHAN	12 DENEKAMP
ROW 2	11 PLANT	30 GODDARD
ROW 1	74 WEIR	1 SHAW
	POLE	



Weather/Track: Cloud/Wet

These results are provisional until the conclusion of any judicial and technical matters.

Snetterton 300
 Circuit Length = 2.9689 miles.
 Start: 12:24 End: 12:46

Clerk of the Course:	Timekeeper:
----------------------	-------------

Road Sports Challenge ONI PLC Historic Road Sports and 70s Road Sports

RACE 5 - CLASSIFICATION - Snetterton - 13/14 June 2015

POS	NO	CL	DRIVER	NAT	CAR	TIME	LAPS	GAP	MPH	BEST
1	74	INV	Bruce WEIR		Datsun 240z	22:24.114	8		63.61	2:44.257
2	30	HRA	Philip GODDARD		Morgan Plus 8	22:28.393	8	4.279	63.41	2:45.382
3	1	7B	Peter SHAW		TVR Tuscan	22:32.050	8	7.936	63.24	2:46.605
4	11	HRA	Richard PLANT		Morgan Plus 8	22:51.733	8	27.619	62.33	2:48.800
5	98	HRA	Kevin KIVLOCHAN		Morgan Plus 8	22:59.994	8	35.880	61.96	2:48.690
6	16	HRC	Robert ROWE		Lotus Elan Elan S3	23:01.480	8	37.366	61.89	2:48.807
7	12	HRC	Johan DENEKAMP		Marcos 1800 GT	23:15.058	8	50.944	61.29	2:50.304
8	9	HRC	Roger WAITE		Lotus Elan S1	23:31.829	8	1:07.715	60.56	2:52.445
9	32	HRC	Patrick WARD-BOOTH		Ginetta G4	23:32.962	8	1:08.848	60.51	2:49.165
10	66	HRC	Jonathan STRINGER		Lotus Seven S2	23:42.707	8	1:18.593	60.10	2:54.738
11	72	7C	James DEAN		Lotus Europa	23:46.270	8	1:22.156	59.95	2:51.799
12	63	HRB	Colin SHARP		Triumph TR5	23:53.798	8	1:29.684	59.63	2:53.967
13	31	HRE	Ian BURFORD		MG Lenham Le Mans	24:09.239	8	1:45.125	58.99	2:57.402
14	92	7D	Brian JARVIS		Porsche 924	24:19.750	8	1:55.636	58.57	2:57.461
15	50	7E	David KARASKAS		MG Midget	24:30.440	8	2:06.326	58.14	2:58.474
16	42	HRE	Larry TUCKER		MG Midget	24:31.668	8	2:07.554	58.10	2:58.825
17	17	HRA	Adam SIMMONDS		Ford Mustang	24:58.399	8	2:34.285	57.06	3:01.908
18	68	7D	Jon WAGSTAFF		Alfa Romeo GTV	25:05.396	8	2:41.282	56.79	2:59.649
19	33	7B	Matthew NICHOLS		TVR 3000M	25:09.565	8	2:45.451	56.64	2:59.073
20	4	7D	Ken RORRISON		Alfa Romeo 2000 GTV	25:11.086	8	2:46.972	56.58	3:00.091
21	77	7D	Simon HOLMESMITH		Alfa Romeo 2000 GTV	22:43.009	7	1 LAP	54.89	3:06.975
22	35	HRC	Richard DISBROW		Turner Mk2	22:47.232	7	1 LAP	54.72	3:06.009
23	2	HRE	Tony DAVIS		Austin Healey Sprite Mk1	22:50.602	7	1 LAP	54.58	3:06.022
24	5	INV	Kristy BROOKS		Lotus Elan	23:05.844	7	1 LAP	53.98	3:10.367
25	21	HRE	Peter CHAPPELL		Austin Healey Sprite Mk1	25:11.954	7	1 LAP	49.48	3:28.887

NOT CLASSIFIED

52	7D	Graham HALL	Lancia Monte Carlo	13:20.372	4	D.N.F.	53.41	3:08.586
22	INV	William JENKINS	BMW 3.0 CSL	4:24.642	1	D.N.F.	40.38	
20	7C	Mark LEVERETT	Lotus Elan		0	D.N.F.	N/A	

FASTEST LAP

74	INV	Bruce WEIR	Datsun 240z	2:44.257	6	65.06mph	104.71kph
30	HRA	Philip GODDARD	Morgan Plus 8	2:45.382	6	64.62mph	104.00kph
1	7B	Peter SHAW	TVR Tuscan	2:46.605	5	64.15mph	103.24kph
16	HRC	Robert ROWE	Lotus Elan Elan S3	2:48.807	7	63.31mph	101.89kph
72	7C	James DEAN	Lotus Europa	2:51.799	6	62.21mph	100.12kph
63	HRB	Colin SHARP	Triumph TR5	2:53.967	7	61.43mph	98.87kph
31	HRE	Ian BURFORD	MG Lenham Le Mans	2:57.402	6	60.24mph	96.95kph
92	7D	Brian JARVIS	Porsche 924	2:57.461	4	60.22mph	96.92kph
50	7E	David KARASKAS	MG Midget	2:58.474	5	59.88mph	96.37kph

Cars 56, 19 DNS.

Weather/Track: Rain/Wet

These results are provisional until the conclusion of any judicial and technical matters.

Snetterton 300

Circuit Length = 2.9689 miles.

Start: 17:55 End: 18:18

Clerk of the Course:	Timekeeper:
----------------------	-------------

**Road Sports Challenge ONI PLC Historic Road Sports and 70s Road Sports
RACE 5 - LAP ANALYSIS - Snetterton - 13/14 June 2015**

1	Peter SHAW	TVR Tuscan
1 -	2:57.100	6 - 2:46.984
2 -	2:49.038	7 - 2:47.330
3 -	2:48.651	8 - 2:48.649
4 -	2:47.693	
5 -	2:46.605	
2	Tony DAVIS	Austin Healey Sprite Mk1
1 -	3:33.107	6 - 3:09.703
2 -	3:17.235	7 - 3:06.022
3 -	3:10.993	
4 -	3:24.242	
5 -	3:09.300	
4	Ken RORRISON	Alfa Romeo 2000 GTV
1 -	3:29.143	6 - 3:00.091
2 -	3:13.641	7 - 3:07.045
3 -	3:09.236	8 - 3:04.060
4 -	3:04.743	
5 -	3:03.127	
5	Kristy BROOKS	Lotus Elan
1 -	3:40.058	6 - 3:15.240
2 -	3:16.918	7 - 3:13.580
3 -	3:10.367	
4 -	3:15.218	
5 -	3:14.463	
9	Roger WAITE	Lotus Elan S1
1 -	3:10.400	6 - 2:55.349
2 -	2:55.201	7 - 2:55.737
3 -	2:53.092	8 - 2:53.037
4 -	2:52.445	
5 -	2:56.568	
11	Richard PLANT	Morgan Plus 8
1 -	2:59.484	6 - 2:49.401
2 -	2:51.205	7 - 2:51.714
3 -	2:48.800	8 - 2:51.363
4 -	2:49.495	
5 -	2:50.271	

Cars 56, 19 DNS.
Weather/Track: Rain/Wet

www.mstworld.com

Page 1 of 5

Snetterton 300
Circuit Length = 2.9689 miles.
Start: 17:55 End: 18:18

Printed - 18:24 Saturday, 13 June 2015

**Road Sports Challenge ONI PLC Historic Road Sports and 70s Road Sports
RACE 5 - LAP ANALYSIS - Snetterton - 13/14 June 2015
(contd.)**

12	Johan DENEKAMP	Marcos 1800 GT
1 -	3:09.110	6 - 2:50.304
2 -	2:51.191	7 - 2:52.515
3 -	2:51.815	8 - 2:57.846
4 -	2:51.896	
5 -	2:50.381	
16	Robert ROWE	Lotus Elan Elan S3
1 -	3:03.778	6 - 2:49.898
2 -	2:53.725	7 - 2:48.807
3 -	2:53.572	8 - 2:51.524
4 -	2:51.331	
5 -	2:48.845	
17	Adam SIMMONDS	Ford Mustang
1 -	3:26.811	6 - 3:01.908
2 -	3:07.211	7 - 3:03.461
3 -	3:06.280	8 - 3:04.565
4 -	3:05.132	
5 -	3:03.031	
20	Mark LEVERETT	Lotus Elan
21	Peter CHAPPELL	Austin Healey Sprite Mk1
1 -	3:57.947	6 - 3:30.306
2 -	3:34.458	7 - 3:36.372
3 -	3:28.887	
4 -	3:32.203	
5 -	3:31.781	
22	William JENKINS	BMW 3.0 CSL
1 -	4:24.642P	

Cars 56, 19 DNS.
Weather/Track: Rain/Wet

**Road Sports Challenge ONI PLC Historic Road Sports and 70s Road Sports
RACE 5 - LAP ANALYSIS - Snetterton - 13/14 June 2015
(contd.)**

30	Philip GODDARD	Morgan Plus 8
1 -	2:57.614	6 - 2:45.382
2 -	2:46.248	7 - 2:49.415
3 -	2:46.376	8 - 2:47.816
4 -	2:47.303	
5 -	2:48.239	
31	Ian BURFORD	MG Lenham Le Mans
1 -	3:17.229	6 - 2:57.402
2 -	2:59.908	7 - 3:01.376
3 -	2:57.724	8 - 2:58.809
4 -	2:57.539	
5 -	2:59.252	
32	Patrick WARD-BOOTH	Ginetta G4
1 -	3:11.699	6 - 2:51.960
2 -	2:54.699	7 - 2:49.165
3 -	2:53.661	8 - 2:49.268
4 -	3:09.139	
5 -	2:53.371	
33	Matthew NICHOLS	TVR 3000M
1 -	3:33.496	6 - 3:02.282
2 -	3:14.589	7 - 2:59.073
3 -	3:09.401	8 - 3:02.489
4 -	3:04.870	
5 -	3:03.365	
35	Richard DISBROW	Turner Mk2
1 -	3:42.194	6 - 3:14.914
2 -	3:17.229	7 - 3:08.864
3 -	3:11.660	
4 -	3:06.362	
5 -	3:06.009	
42	Larry TUCKER	MG Midget
1 -	3:14.141	6 - 3:12.174
2 -	3:02.823	7 - 3:01.636
3 -	3:00.844	8 - 3:00.741
4 -	3:00.484	
5 -	2:58.825	

Cars 56, 19 DNS.
Weather/Track: Rain/Wet

www.mstworld.com

Page 3 of 5

Snetterton 300
Circuit Length = 2.9689 miles.
Start: 17:55 End: 18:18

Printed - 18:24 Saturday, 13 June 2015

**Road Sports Challenge ONI PLC Historic Road Sports and 70s Road Sports
RACE 5 - LAP ANALYSIS - Snetterton - 13/14 June 2015
(contd.)**

50	David KARASKAS	MG Midget
1 -	3:23.250	6 - 3:01.952
2 -	3:04.023	7 - 3:01.683
3 -	2:58.996	8 - 3:01.853
4 -	3:00.209	
5 -	2:58.474	
52	Graham HALL	Lancia Monte Carlo
1 -	3:43.453	
2 -	3:17.541	
3 -	3:10.792	
4 -	3:08.586	
63	Colin SHARP	Triumph TR5
1 -	3:16.107	6 - 2:56.626
2 -	2:58.916	7 - 2:53.967
3 -	2:57.367	8 - 2:56.389
4 -	2:56.652	
5 -	2:57.774	
66	Jonathan STRINGER	Lotus Seven S2
1 -	3:08.925	6 - 2:55.961
2 -	2:57.880	7 - 2:54.738
3 -	2:56.024	8 - 2:56.155
4 -	2:56.327	
5 -	2:56.697	
68	Jon WAGSTAFF	Alfa Romeo GTV
1 -	3:37.834	6 - 2:59.950
2 -	3:12.904	7 - 3:02.297
3 -	3:08.082	8 - 3:02.298
4 -	3:02.382	
5 -	2:59.649	
72	James DEAN	Lotus Europa
1 -	3:23.020	6 - 2:51.799
2 -	3:00.550	7 - 2:53.243
3 -	2:55.826	8 - 2:52.687
4 -	2:55.169	
5 -	2:53.976	

Cars 56, 19 DNS.
Weather/Track: Rain/Wet

www.mstworld.com

Page 4 of 5

Snetterton 300
Circuit Length = 2.9689 miles.
Start: 17:55 End: 18:18

Printed - 18:24 Saturday, 13 June 2015

**Road Sports Challenge ONI PLC Historic Road Sports and 70s Road Sports
RACE 5 - LAP ANALYSIS - Snetterton - 13/14 June 2015
(contd.)**

74	Bruce WEIR	Datsun 240z
1 -	3:04.119	6 - 2:44.257
2 -	2:49.615	7 - 2:45.063
3 -	2:45.839	8 - 2:45.019
4 -	2:44.851	
5 -	2:45.351	
77	Simon HOLMESMITH	Alfa Romeo 2000 GTV
1 -	3:42.024	6 - 3:08.126
2 -	3:16.336	7 - 3:08.348
3 -	3:10.330	
4 -	3:10.870	
5 -	3:06.975	
92	Brian JARVIS	Porsche 924
1 -	3:22.929	6 - 3:02.712
2 -	3:02.761	7 - 2:59.385
3 -	2:57.830	8 - 2:58.714
4 -	2:57.461	
5 -	2:57.958	
98	Kevin KIVLOCHAN	Morgan Plus 8
1 -	3:02.574	6 - 2:50.234
2 -	2:53.209	7 - 2:48.690
3 -	2:54.797	8 - 2:49.264
4 -	2:50.649	
5 -	2:50.577	

Cars 56, 19 DNS.
Weather/Track: Rain/Wet

**Road Sports Challenge ONI PLC Historic Road Sports and 70s Road Sports
RACE 5 - LAP CHART - Snetterton - 13/14 June 2015**

Lap 1			Lap 2			Lap 3			Lap 4			Lap 5		
No	Behind	Laptime	No	Behind	Laptime	No	Behind	Laptime	No	Behind	Laptime	No	Behind	Laptime
1		2:57.100	30		2:46.248	30		2:46.376	30		2:47.303	30		2:48.239
30	0.514	2:57.614	1	2.276	2:49.038	1	4.551	2:48.651	1	4.941	2:47.693	1	3.307	2:46.605
11	2.384	2:59.484	11	6.827	2:51.205	11	9.251	2:48.800	74	6.883	2:44.851	74	3.995	2:45.351
98	5.474	3:02.574	74	9.872	2:49.615	74	9.335	2:45.839	11	11.443	2:49.495	11	13.475	2:50.271
16	6.678	3:03.778	98	11.921	2:53.209	98	20.342	2:54.797	98	23.688	2:50.649	16	25.471	2:48.845
74	7.019	3:04.119	16	13.641	2:53.725	16	20.837	2:53.572	16	24.865	2:51.331	98	26.026	2:50.577
66	11.825	3:08.925	12	16.439	2:51.191	12	21.878	2:51.815	12	26.471	2:51.896	21	1 LAP	3:32.203
12	12.010	3:09.110	9	21.739	2:55.201	9	28.455	2:53.092	9	33.597	2:52.445	12	28.613	2:50.381
9	13.300	3:10.400	32	22.536	2:54.699	32	29.821	2:53.661	66	41.615	2:56.327	9	41.926	2:56.568
32	14.599	3:11.699	66	22.943	2:57.880	66	32.591	2:56.024	63	51.501	2:56.652	66	50.073	2:56.697
42	17.041	3:14.141	63	31.161	2:58.916	63	42.152	2:57.367	32	51.657	3:09.139	32	56.789	2:53.371
63	19.007	3:16.107	42	33.102	3:02.823	31	44.623	2:57.724	31	54.859	2:57.539	63	1:01.036	2:57.774
31	20.129	3:17.229	31	33.275	2:59.908	42	47.570	3:00.844	72	57.024	2:55.169	72	1:02.761	2:53.976
92	25.829	3:22.929	72	39.708	3:00.550	72	49.158	2:55.826	42	1:00.751	3:00.484	31	1:05.872	2:59.252
72	25.920	3:23.020	92	41.828	3:02.761	92	53.282	2:57.830	92	1:03.440	2:57.461	42	1:11.337	2:58.825
50	26.150	3:23.250	50	43.411	3:04.023	50	56.031	2:58.996	50	1:08.937	3:00.209	92	1:13.159	2:57.958
17	29.711	3:26.811	17	50.160	3:07.211	17	1:10.064	3:06.280	17	1:27.893	3:05.132	50	1:19.172	2:58.474
4	32.043	3:29.143	4	58.922	3:13.641	4	1:21.782	3:09.236	4	1:39.222	3:04.743	17	1:42.685	3:03.031
2	36.007	3:33.107	33	1:04.223	3:14.589	33	1:27.248	3:09.401	68	1:43.661	3:02.382	4	1:54.110	3:03.127
33	36.396	3:33.496	2	1:06.480	3:17.235	68	1:28.582	3:08.082	33	1:44.815	3:04.870	68	1:55.071	2:59.649
68	40.734	3:37.834	68	1:06.876	3:12.904	2	1:31.097	3:10.993	35	1:59.904	3:06.362	33	1:59.941	3:03.365
5	42.958	3:40.058	5	1:13.114	3:16.918	5	1:37.105	3:10.367	77	2:02.019	3:10.870	35	2:17.674	3:06.009
77	44.924	3:42.024	77	1:14.498	3:16.336	77	1:38.452	3:10.330	52	2:02.831	3:08.586	77	2:20.755	3:06.975
35	45.094	3:42.194	35	1:15.561	3:17.229	35	1:40.845	3:11.660	5	2:05.020	3:15.218	2	2:29.097	3:09.300
52	46.353	3:43.453	52	1:17.132	3:17.541	52	1:41.548	3:10.792	2	2:08.036	3:24.242	5	2:31.244	3:14.463
21	1:00.847	3:57.947	21	1:48.543	3:34.458	21	2:31.054	3:28.887						
22	1:27.542	4:24.642P												

Cars 56, 19 DNS.
Weather/Track: Rain/Wet

Snetterton 300
Circuit Length = 2.9689 miles.
Start: 17:55 End: 18:18

**Road Sports Challenge ONI PLC Historic Road Sports and 70s Road Sports
RACE 5 - LAP CHART - Snetterton - 13/14 June 2015
(contd.)**

Lap 6			Lap 7			Lap 8			Lap 9			Lap 10		
No	Behind	Laptime	No	Behind	Laptime	No	Behind	Laptime	No	Behind	Laptime	No	Behind	Laptime
30		2:45.382	74		2:45.063	74		2:45.019						
74	2.870	2:44.257	30	1.482	2:49.415	30	4.279	2:47.816						
1	4.909	2:46.984	1	4.306	2:47.330	1	7.936	2:48.649						
11	17.494	2:49.401	2	1 LAP	3:09.703	77	1 LAP	3:08.348						
16	29.987	2:49.898	5	1 LAP	3:15.240	35	1 LAP	3:08.864						
98	30.878	2:50.234	11	21.275	2:51.714	2	1 LAP	3:06.022						
12	33.535	2:50.304	16	30.861	2:48.807	11	27.619	2:51.363						
9	51.893	2:55.349	98	31.635	2:48.690	98	35.880	2:49.264						
66	1:00.652	2:55.961	12	38.117	2:52.515	16	37.366	2:51.524						
32	1:03.367	2:51.960	9	59.697	2:55.737	5	1 LAP	3:13.580						
72	1:09.178	2:51.799	32	1:04.599	2:49.165	12	50.944	2:57.846						
63	1:12.280	2:56.626	66	1:07.457	2:54.738	9	1:07.715	2:53.037						
21	1 LAP	3:31.781	72	1:14.488	2:53.243	32	1:08.848	2:49.268						
31	1:17.892	2:57.402	63	1:18.314	2:53.967	66	1:18.593	2:56.155						
92	1:30.489	3:02.712	31	1:31.335	3:01.376	72	1:22.156	2:52.687						
50	1:35.742	3:01.952	92	1:41.941	2:59.385	63	1:29.684	2:56.389						
42	1:38.129	3:12.174	50	1:49.492	3:01.683	31	1:45.125	2:58.809						
17	1:59.211	3:01.908	42	1:51.832	3:01.636	92	1:55.636	2:58.714						
4	2:08.819	3:00.091	21	1 LAP	3:30.306	50	2:06.326	3:01.853						
68	2:09.639	2:59.950	17	2:14.739	3:03.461	42	2:07.554	3:00.741						
33	2:16.841	3:02.282	68	2:24.003	3:02.297	17	2:34.285	3:04.565						
77	2:43.499	3:08.126	4	2:27.931	3:07.045	68	2:41.282	3:02.298						
35	2:47.206	3:14.914	33	2:27.981	2:59.073	33	2:45.451	3:02.489						
						4	2:46.972	3:04.060						
						21	1 LAP	3:36.372						

Cars 56, 19 DNS.
Weather/Track: Rain/Wet

Snetterton 300
Circuit Length = 2.9689 miles.
Start: 17:55 End: 18:18

Autosport 3 Hour Race

RACE 3 - QUALIFYING - Snetterton - 13/14 June 2015

POS	NO	CL	DRIVER	CAR	TIME	LAPS	GAP	MPH
1	80	GT4	O'Connell/Kirkaldy	Jaguar E-Type	2:41.893	13		66.01
2	91	GT4	Thomas/Greensall	Jaguar E-type	2:42.435	15	0.542	65.79
3	26	GT2	Davison/Morris	Lotus Elan 26R	2:42.927	12	1.034	65.60
4	75	INV	Voyazides/Hadfield	Shelby Daytona Cobra	2:44.972	16	3.079	64.78
5	36	GT2	Garside/Newall	Lotus Elan GTS	2:47.463	15	5.570	63.82
6	61	GT3	Orebi Gann/Lockie	Morgan Plus 4 SLR	2:48.202	13	6.309	63.54
7	8	SP2	Wood/McCaig	Lister Jaguar	2:48.331	15	6.438	63.49
8	55	GT3	Chiles Snr/Chiles Jnr/Ingram	Austin Healey 3000	2:48.589	14	6.696	63.39
9	30	GT2	Halstead/McPherson	Lotus Elan S2	2:50.119	15	8.226	62.82
10	5	GT4	Bergs/Denty	Jaguar E-type	2:51.889	9	9.996	62.18
11	48	GT2	Ward/Bull	TVR Grantura Mk3	2:51.891	11	9.998	62.17
12	27	GT2	Eyears/Twyman/Fisken	Lotus Elan	2:52.303	14	10.410	62.03
13	47	GT2	Paul/Bourne	TVR Grantura Mk3	2:52.519	15	10.626	61.95
14	1	GT3	Welch/Pangborn	Austin Healey 3000	2:52.680	13	10.787	61.89
15	56	GT3	Clarkson/Smithies	Austin Healey 3000	2:54.191	15	12.298	61.35
16	65	GT2	Thompson/Allison/Hales	Marcos 1800	2:54.709	10	12.816	61.17
17	28	GT2	Midgley/Drinkall/Worthington	Lotus Elan	2:54.823	13	12.930	61.13
18	71	GT3	Ross-Jones/Ross-Jones/Hales	Triumph TR4	2:56.041	9	14.148	60.71
19	25	GT3	Burton/Newall	Jaguar E-type	2:56.268	12	14.375	60.63
20	34	GT2	Lambert/Lambert	MG B	2:56.839	8	14.946	60.43
21	99	GT4	Scholey/Finburgh	Jaguar XK 120	2:58.439	14	16.546	59.89
22	9	GT2	Goff/Goff	Lotus Elan	3:00.267	9	18.374	59.29
23	84	GT4	Gomm/Keith-Lucas	Jaguar E-type	3:02.706	14	20.813	58.49
24	38	GT2	Singer/Singer	MG B	3:03.796	9	21.903	58.15
25	72	GT4	Sleep/Wykeham	Shelby Mustang GT350	3:04.960	8	23.067	57.78
26	58	GT1	Wright/Clark/Fulljames	Porsche 356	3:09.910	12	28.017	56.27
27	33	GT2	Phillips/Phillips/Phillips	MG B	3:12.601	12	30.708	55.49

Cars 72 & 91 require a working transponder, MSA regulation Q12.2.1 refers.
Weather/Track: Rain/Wet
These results are provisional until the conclusion of any judicial and technical matters.

Snetterton 300
Circuit Length = 2.9689 miles.
Start: 10:45 End: 11:30

Clerk of the Course:

Timekeeper:

Autosport 3 Hour Race

RACE 3 - QUALIFYING LAP ANALYSIS - Snetterton - 13/14 June 2015

1	Welch/Pangborn	Austin Healey 3000
1 - X:00.000	6 - 3:18.036	11 - 2:57.122
2 - 2:54.205	7 - 2:59.296	12 - 2:58.145
3 - 2:54.622	8 - 2:56.340	13 - 3:02.461
4 - 2:52.680	9 - 2:56.855	
5 - 7:32.082P	10 - 2:57.761	
5	Bergs/Denty	Jaguar E-type
1 - X:00.000	6 - 3:17.681	
2 - 2:54.948	7 - 3:11.257	
3 - 2:51.972	8 - 3:11.213	
4 - 2:51.889	9 - 3:09.882	
5 - 4:02.581P		
8	Wood/McCaig	Lister Jaguar
1 - X:00.000	6 - 2:48.331	11 - 2:52.562
2 - 3:05.950	7 - 4:11.227P	12 - 2:57.481
3 - 3:02.152	8 - 3:08.423	13 - 2:52.663
4 - 2:58.223	9 - 2:52.368	14 - 2:49.770
5 - 2:50.906	10 - 2:54.595	15 - 2:49.858
9	Goff/Goff	Lotus Elan
1 - X:00.000	6 - 3:19.474	
2 - 3:10.093	7 - 3:20.938	
3 - 3:00.267	8 - 3:08.674	
4 - 3:37.335	9 - 3:04.782	
5 - 4:46.096P		
25	Burton/Newall	Jaguar E-type
1 - X:00.000	6 - 2:56.268	11 - 2:58.403
2 - 3:07.391	7 - 7:31.453P	12 - 3:00.180
3 - 3:02.325	8 - 3:08.362	
4 - 2:57.055	9 - 2:57.250	
5 - 2:57.757	10 - 2:56.630	
26	Davison/Morris	Lotus Elan 26R
1 - X:00.000	6 - 3:02.392	11 - 2:43.436
2 - 2:50.444	7 - 3:05.525	12 - 2:42.927
3 - 2:43.931	8 - 3:06.234	
4 - 6:18.498P	9 - 8:57.111P	
5 - 3:15.690	10 - 2:51.253	

Cars 72 & 91 require a working transponder, MSA regulation Q12.2.1 refers.
Weather/Track: Rain/Wet

Autosport 3 Hour Race

RACE 3 - QUALIFYING LAP ANALYSIS - Snetterton - 13/14 June 2015

(contd.)

27	Eyears/Twyman/Fisken	Lotus Elan
1 - X:00.000	6 - 4:30.343P	11 - 2:53.154
2 - 2:57.263	7 - 3:12.456	12 - 3:07.739
3 - 2:58.064	8 - 3:05.323	13 - 2:54.438
4 - 2:52.303	9 - 4:30.840P	14 - 2:53.588
5 - 2:54.516	10 - 2:59.146	
28	Midgley/Drinkall/Worthington	Lotus Elan
1 - X:00.000	6 - 3:20.005	11 - 3:26.011
2 - 3:17.632	7 - 3:03.136	12 - 3:13.297
3 - 3:15.133	8 - 2:58.996	13 - 3:11.274
4 - 3:11.287	9 - 2:54.823	
5 - 4:47.387	10 - 4:42.866P	
30	Halstead/McPherson	Lotus Elan S2
1 - X:00.000	6 - 2:51.000	11 - 2:56.972
2 - 2:55.148	7 - 2:50.119	12 - 2:57.116
3 - 2:52.908	8 - 5:11.245P	13 - 2:52.774
4 - 2:50.399	9 - 3:05.833	14 - 2:52.308
5 - 2:52.378	10 - 2:54.299	15 - 2:51.450
33	Phillips/Phillips/Phillips	MG B
1 - X:00.000	6 - 3:18.968	11 - 3:14.231
2 - 3:45.279	7 - 3:15.414	12 - 3:12.601
3 - 3:42.974	8 - 4:53.829P	
4 - 5:41.084P	9 - 3:24.525	
5 - 3:37.351	10 - 3:15.237	
34	Lambert/Lambert	MG B
1 - X:00.000	6 - 3:01.572	
2 - 3:56.209	7 - 2:59.245	
3 - 3:54.850	8 - 2:56.839	
4 - 5:07.194P		
5 - 3:24.749		
36	Garside/Newall	Lotus Elan GTS
1 - X:00.000	6 - 5:02.834P	11 - 2:49.046
2 - 3:14.508	7 - 3:01.640	12 - 2:47.463
3 - 3:13.225	8 - 2:54.042	13 - 2:53.492
4 - 3:10.140	9 - 2:55.353	14 - 2:51.102
5 - 3:05.786	10 - 2:49.446	15 - 2:49.301

Cars 72 & 91 require a working transponder, MSA regulation Q12.2.1 refers.
Weather/Track: Rain/Wet

Autosport 3 Hour Race

RACE 3 - QUALIFYING LAP ANALYSIS - Snetterton - 13/14 June 2015

(contd.)

38	Singer/Singer	MGB
1 - X:00.000	6 - 3:19.327	
2 - 3:25.306	7 - 3:05.596	
3 - 3:22.570	8 - 3:04.190	
4 - 3:22.750	9 - 3:03.796	
5 - 5:14.155P		
47	Paul/Bourne	TVR Grantura Mk3
1 - X:00.000	6 - 3:07.662	11 - 2:53.676
2 - 3:21.796	7 - 2:55.393	12 - 2:54.059
3 - 3:08.132	8 - 2:57.455	13 - 2:53.869
4 - 3:08.064	9 - 2:55.608	14 - 2:52.519
5 - 4:34.083P	10 - 2:52.881	15 - 3:02.788
48	Ward/Bull	TVR Grantura Mk3
1 - X:00.000	6 - 2:55.837	11 - 3:00.192
2 - 3:09.407	7 - 2:53.243	
3 - 3:02.150	8 - 2:51.891	
4 - 4:42.792P	9 - 2:53.487	
5 - 3:06.562	10 - 7:15.393P	
55	Chiles Snr/Chiles Jnr/Ingram	Austin Healey 3000
1 - X:00.000	6 - 4:45.840P	11 - 2:48.926
2 - 3:07.434	7 - 3:03.458	12 - 2:52.100
3 - 4:45.482P	8 - 2:59.363	13 - 2:51.797
4 - 3:22.286	9 - 2:53.450	14 - 2:48.589
5 - 3:04.638	10 - 2:51.788	
56	Clarkson/Smithies	Austin Healey 3000
1 - X:00.000	6 - 2:55.534	11 - 2:55.333
2 - 3:05.556	7 - 2:57.078	12 - 2:54.191
3 - 2:59.627	8 - 4:16.779P	13 - 2:56.155
4 - 3:02.234	9 - 3:11.080	14 - 2:55.069
5 - 2:57.198	10 - 2:55.494	15 - 2:55.629
58	Wright/Clark/Fulljames	Porsche 356
1 - X:00.000	6 - 3:30.796	11 - 3:19.005
2 - 3:13.937	7 - 3:19.339	12 - 3:14.866
3 - 3:09.910	8 - 3:14.906	
4 - 3:14.277	9 - 4:48.452P	
5 - 6:22.333P	10 - 3:28.438	

Cars 72 & 91 require a working transponder, MSA regulation Q12.2.1 refers.
Weather/Track: Rain/Wet

Autosport 3 Hour Race

RACE 3 - QUALIFYING LAP ANALYSIS - Snetterton - 13/14 June 2015

(contd.)

61	Orebi Gann/Lockie	Morgan Plus 4 SLR
1 - X:00.000	6 - 2:48.449	11 - 4:25.709P
2 - 3:01.357	7 - 4:48.615P	12 - 2:57.716
3 - 6:56.340P	8 - 3:21.171	13 - 2:48.202
4 - 3:01.995	9 - 3:07.032	
5 - 2:52.647	10 - 2:59.706	
65	Thompson/Allison/Hales	Marcos 1800
1 - X:00.000	6 - 3:07.706	
2 - 3:09.124	7 - 3:01.541	
3 - 3:06.411	8 - 6:13.668P	
4 - 3:53.463P	9 - 3:03.677	
5 - 7:04.945P	10 - 2:54.709	
71	Ross-Jones/Ross-Jones/Hales	Triumph TR4
1 - X:00.000	6 - 2:56.041	
2 - 3:04.704	7 - 2:58.777	
3 - 3:00.306	8 - 8:58.997P	
4 - 6:08.586P	9 - 3:02.103	
5 - 3:09.703		
72	Sleep/Wykeham	Shelby Mustang GT350
1 - X:00.000P	6 - 3:20.379	
2 - 3:18.720	7 - 3:06.019	
3 - 3:08.288	8 - 3:04.960	
4 - 3:08.708		
5 - 6:14.076P		
75	Voyazides/Hadfield	Shelby Daytona Cobra
1 - X:00.000	6 - 2:51.272	11 - 2:44.972 16 - 2:46.132
2 - 2:59.086	7 - 2:49.296	12 - 2:46.102
3 - 2:56.666	8 - 3:59.207P	13 - 2:45.692
4 - 2:53.174	9 - 2:52.585	14 - 2:46.175
5 - 2:53.672	10 - 2:48.259	15 - 2:46.964
80	O'Connell/Kirkaldy	Jaguar E-Type
1 - X:00.000	6 - 2:44.518	11 - 2:43.106
2 - 2:50.139	7 - 2:45.210	12 - 2:41.893
3 - 2:48.921	8 - 2:43.713	13 - 2:42.651
4 - 2:49.406	9 - 2:43.420	
5 - 2:47.975	10 - 2:46.367	

Cars 72 & 91 require a working transponder, MSA regulation Q12.2.1 refers.
Weather/Track: Rain/Wet

Autosport 3 Hour Race

RACE 3 - QUALIFYING LAP ANALYSIS - Snetterton - 13/14 June 2015

(contd.)


84	Gomm/Keith-Lucas	Jaguar E-type
1 - X:00.000	6 - 3:02.706	11 - 3:12.023
2 - 3:23.672	7 - 4:18.930P	12 - 3:05.111
3 - 3:14.499	8 - 3:40.112	13 - 3:03.213
4 - 3:09.810	9 - 3:12.961	14 - 3:03.178
5 - 3:03.930	10 - 3:12.474	
91	Thomas/Greensall	Jaguar E-type
1 - X:00.000	6 - 2:44.365	11 - 2:44.872
2 - 2:59.215	7 - 6:54.557P	12 - 2:43.810
3 - 2:47.907	8 - 2:59.473	13 - 2:44.940
4 - 2:49.745	9 - 2:45.385	14 - 2:48.329
5 - 2:52.810	10 - 2:49.438	15 - 2:42.435
99	Scholey/Finburgh	Jaguar XK 120
1 - X:00.000	6 - 3:14.786	11 - 4:55.317P
2 - 2:59.277	7 - 3:10.923	12 - 3:09.617
3 - 3:02.048	8 - 3:09.600	13 - 3:02.345
4 - 2:58.439	9 - 3:12.535	14 - 3:00.121
5 - 4:34.762P	10 - 3:09.021	

Cars 72 & 91 require a working transponder, MSA regulation Q12.2.1 refers.
Weather/Track: Rain/Wet

Autosport 3 Hour Race

RACE 3 - GRID - Snetterton - 13/14 June 2015

ROW 14	33	Phillips/Phillips/Phillips	
ROW 13	72	Sleep/Wykeham	58 Wright/Clark/Fulljames
ROW 12	84	Gomm/Keith-Lucas	38 Singer/Singer
ROW 11	99	Scholey/Finburgh	9 Goff/Goff
ROW 10	25	Burton/Newall	34 Lambert/Lambert
ROW 9	28	Midgley/Drinkall/Worthington	71 Ross-Jones/Ross-Jones/Hales
ROW 8	56	Clarkson/Smithies	65 Thompson/Allison/Hales
ROW 7	47	Paul/Bourne	1 Welch/Pangborn
ROW 6	48	Ward/Bull	27 Eyears/Twyman/Fisken
ROW 5	30	Halstead/McPherson	5 Bergs/Denty
ROW 4	8	Wood/McCaig	55 Chiles Snr/Chiles Jnr/Ingram
ROW 3	36	Garside/Newall	61 Orebi Gann/Lockie
ROW 2	26	Davison/Morris	75 Voyazides/Hadfield
ROW 1	80	O'Connell/Kirkaldy	91 Thomas/Greensall
POLE			



Cars 72 & 91 require a working transponder, MSA regulation Q12.2.1 refers.
 Weather/Track: Rain/Wet
 These results are provisional until the conclusion of any judicial and technical matters.

Snetterton 300
 Circuit Length = 2.9689 miles.
 Start: 10:45 End: 11:30

Clerk of the Course:		Timekeeper:
----------------------	--	-------------

Autosport 3 Hour Race

RACE 3 - CLASSIFICATION - Snetterton - 13/14 June 2015

POS	NO	CL	DRIVER	CAR	TIME	LAPS	GAP	MPH	BEST
1	80	GT4	O'Connell	Jaguar E-Type	3:01:00.594	62		61.01	2:41.801
2	75	INV	Voyazides/Hadfield	Shelby Daytona Cobra	3:01:29.302	61	1 LAP	59.87	2:41.817
3	91	GT4	Thomas/Greensall	Jaguar E-type	3:03:18.793	61	1 LAP	59.27	2:41.031
4	26	GT2	Davison/Morris	Lotus Elan 26R	3:01:02.671	59	3 LAPS	58.05	2:45.417
5	8	SP2	Wood/McCaig	Lister Jaguar	3:02:50.781	59	3 LAPS	57.47	2:48.270
6	36	GT2	Newall/Garside	Lotus Elan GTS	3:03:43.637	59	3 LAPS	57.20	2:46.786
7	55	GT3	Ingram/Chiles Snr/Chiles Jnr	Austin Healey 3000	3:01:26.028	58	4 LAPS	56.94	2:50.466
8	61	GT3	Orebi Gann/Lockie	Morgan Plus 4 SLR	3:01:31.769	58	4 LAPS	56.91	2:49.072
9	25	GT3	Burton/Newall	Jaguar E-type	3:04:22.966	58	4 LAPS	56.03	2:52.500
10	71	GT3	Ross-Jones/Hales	Triumph TR4	3:01:23.439	57	5 LAPS	55.97	2:53.627
11	5	GT4	Bergs/Denty	Jaguar E-type	3:03:50.926	57	5 LAPS	55.22	2:47.468
12	99	GT4	Scholey/Finburgh	Jaguar XK 120	3:04:03.517	56	6 LAPS	54.19	2:57.119
13	72	GT4	Sleep/Wykeham	Shelby Mustang GT350	3:01:36.206	55	7 LAPS	53.94	2:59.892
14	65	GT2	Thompson/Allison/Hales	Marcos 1800	3:02:00.927	55	7 LAPS	53.82	2:58.570
15	28	GT2	Drinkall/Worthington/Midgley	Lotus Elan	3:02:24.892	55	7 LAPS	53.70	2:59.450
16	84	GT4	Gomm/Keith-Lucas	Jaguar E-type	3:02:53.275	55	7 LAPS	53.57	3:01.146
17	34	GT2	Lambert/Lambert	MG B	3:01:51.784	54	8 LAPS	52.89	2:59.179
18	47	GT2	Bourne/Paul	TVR Grantura Mk3	3:02:08.271	54	8 LAPS	52.81	2:57.703
19	9	GT2	Goff/Goff	Lotus Elan	3:02:45.790	53	9 LAPS	51.65	2:59.422
20	58	GT1	Wright/Clark/Fulljames	Porsche 356	3:03:41.496	52	10 LAPS	50.42	3:10.383
21	1	GT3	Pangborn/Welch	Austin Healey 3000	3:01:32.585	51	11 LAPS	50.04	2:55.578
22	33	GT2	Phillips/Phillips/Phillips	MG B	3:01:29.632	50	12 LAPS	49.07	3:06.451

NOT CLASSIFIED

56	GT3	Smithies/Clarkson	Austin Healey 3000	1:54:19.680	35	D.N.F.	54.53	2:56.189
38	GT2	Singer/Singer	MGB	1:26:40.825	23	D.N.F.	47.26	3:10.216
27	GT2	Fisken/Eyears/Twyman	Lotus Elan	37:23.245	12	D.N.F.	57.17	2:57.454
48	GT2	Bull/Ward	TVR Grantura Mk3	33:05.191	11	D.N.F.	59.22	2:56.571
30	GT2	Halstead/McPherson	Lotus Elan S2	44:16.747	11	D.N.F.	44.25	2:56.688

FASTEST LAP

91	GT4	Thomas/Greensall	Jaguar E-type	2:41.031	50	66.37mph	106.81kph
75	INV	Voyazides/Hadfield	Shelby Daytona Cobra	2:41.817	44	66.05mph	106.29kph
26	GT2	Davison/Morris	Lotus Elan 26R	2:45.417	3	64.61mph	103.98kph
8	SP2	Wood/McCaig	Lister Jaguar	2:48.270	56	63.51mph	102.22kph
61	GT3	Orebi Gann/Lockie	Morgan Plus 4 SLR	2:49.072	36	63.21mph	101.73kph
58	GT1	Wright/Clark/Fulljames	Porsche 356	3:10.383	2	56.14mph	90.34kph

Weather/Track: Rain/Wet

These results are provisional until the conclusion of any judicial and technical matters.

Snetterton 300

Circuit Length = 2.9689 miles.

Start: 14:00 End: 17:01

Clerk of the Course:

Timekeeper:

Autosport 3 Hour Race

RACE 3 - LAP ANALYSIS - Snetterton - 13/14 June 2015

1	Pangborn/Welch	Austin Healey 3000									
1 -	5:28.257P	11 -	3:22.942	21 -	3:00.483	31 -	2:57.261	41 -	3:01.000	51 -	3:00.104
2 -	5:56.160P	12 -	3:14.046	22 -	2:59.784	32 -	2:55.884	42 -	3:06.009		
3 -	6:39.818P	13 -	3:11.798	23 -	3:09.042	33 -	2:58.122	43 -	2:58.010		
4 -	6:50.299P	14 -	3:07.833	24 -	2:57.943	34 -	2:58.154	44 -	6:15.810P		
5 -	3:18.171	15 -	3:07.120	25 -	6:07.186P	35 -	2:58.234	45 -	3:06.520		
6 -	3:14.437	16 -	3:06.597	26 -	3:07.534	36 -	2:59.274	46 -	2:59.482		
7 -	9:00.310P	17 -	3:05.761	27 -	2:59.950	37 -	2:59.597	47 -	2:59.380		
8 -	3:35.840	18 -	3:03.677	28 -	2:57.761	38 -	2:56.751	48 -	3:01.286		
9 -	3:26.502	19 -	3:02.164	29 -	2:58.675	39 -	2:58.590	49 -	2:56.792		
10 -	3:21.871	20 -	3:02.828	30 -	2:58.193	40 -	2:57.765	50 -	2:55.578		
5	Bergs/Denty	Jaguar E-type									
1 -	3:18.460	11 -	3:19.721	21 -	2:58.136	31 -	3:06.922	41 -	3:10.732	51 -	2:52.079
2 -	3:04.787	12 -	3:22.937	22 -	3:03.447	32 -	3:04.385	42 -	4:09.630P	52 -	2:52.614
3 -	3:08.797	13 -	3:30.078	23 -	2:54.723	33 -	3:06.670	43 -	3:07.122	53 -	2:49.459
4 -	3:22.694	14 -	7:10.468P	24 -	2:54.394	34 -	3:07.191	44 -	3:11.383	54 -	2:47.468
5 -	3:10.193	15 -	3:26.100	25 -	2:51.781	35 -	3:05.716	45 -	2:55.071	55 -	2:53.208
6 -	3:10.341	16 -	3:12.202	26 -	2:50.667	36 -	3:02.986	46 -	2:51.835	56 -	2:53.192
7 -	3:11.858	17 -	3:09.555	27 -	2:56.646	37 -	3:03.198	47 -	2:50.429	57 -	3:00.372
8 -	3:11.782	18 -	3:07.748	28 -	2:50.868	38 -	3:06.471	48 -	2:51.691		
9 -	3:31.403	19 -	3:02.529	29 -	6:20.781P	39 -	3:06.400	49 -	2:53.173		
10 -	3:22.065	20 -	3:03.905	30 -	3:15.589	40 -	3:07.665	50 -	2:49.209		
8	Wood/McCaig	Lister Jaguar									
1 -	2:59.820	11 -	3:00.380	21 -	3:23.877	31 -	2:59.480	41 -	2:53.537	51 -	2:53.115
2 -	2:55.523	12 -	3:03.521	22 -	3:15.358	32 -	2:57.953	42 -	2:54.428	52 -	2:50.063
3 -	2:54.486	13 -	3:12.082	23 -	3:07.032	33 -	2:55.164	43 -	2:53.683	53 -	2:49.664
4 -	2:56.033	14 -	3:15.847	24 -	3:08.164	34 -	2:57.211	44 -	6:20.780P	54 -	2:48.672
5 -	2:57.833	15 -	3:17.810	25 -	3:04.024	35 -	2:53.457	45 -	3:01.999	55 -	2:50.169
6 -	2:57.432	16 -	3:13.320	26 -	2:58.765	36 -	2:56.154	46 -	2:53.325	56 -	2:48.270
7 -	3:00.490	17 -	3:12.745	27 -	2:55.979	37 -	2:55.630	47 -	2:53.274	57 -	2:49.715
8 -	2:59.715	18 -	3:09.722	28 -	2:55.855	38 -	2:51.761	48 -	2:51.138	58 -	2:48.590
9 -	3:02.566	19 -	3:12.525	29 -	2:55.951	39 -	2:54.614	49 -	2:53.036	59 -	2:48.498
10 -	3:02.958	20 -	6:33.005P	30 -	2:55.017	40 -	2:54.982	50 -	2:54.584		
9	Goff/Goff	Lotus Elan									
1 -	3:15.075	11 -	3:11.212	21 -	6:44.995P	31 -	3:09.228	41 -	3:08.561	51 -	3:00.598
2 -	3:06.271	12 -	3:19.775	22 -	3:49.000	32 -	3:30.623	42 -	3:06.497	52 -	3:03.293
3 -	3:10.251	13 -	3:19.784	23 -	3:22.510	33 -	3:15.290	43 -	3:04.826	53 -	3:02.053
4 -	3:34.957	14 -	3:20.049	24 -	3:27.895	34 -	3:31.416	44 -	3:01.762		
5 -	3:14.224	15 -	3:22.854	25 -	3:35.774	35 -	6:51.386P	45 -	3:02.084		
6 -	5:15.027P	16 -	3:20.811	26 -	3:17.841	36 -	3:11.183	46 -	3:01.345		
7 -	3:12.503	17 -	3:21.340	27 -	3:33.386	37 -	3:03.824	47 -	3:00.554		
8 -	3:12.693	18 -	3:17.101	28 -	5:32.016P	38 -	3:01.377	48 -	2:59.422		
9 -	3:11.480	19 -	3:18.839	29 -	3:22.074	39 -	3:05.164	49 -	3:01.420		
10 -	3:11.955	20 -	3:16.762	30 -	3:12.985	40 -	3:02.262	50 -	3:00.183		

Weather/Track: Rain/Wet

www.mstworld.com

Page 1 of 7

Snetterton 300
Circuit Length = 2.9689 miles.
Start: 14:00 End: 17:01

Printed - 17:06 Saturday, 13 June 2015

Autosport 3 Hour Race

RACE 3 - LAP ANALYSIS - Snetterton - 13/14 June 2015

(contd.)

25	Burton/Newall	Jaguar E-type				
1 - 3:16.052	11 - 3:06.639	21 - 3:15.317	31 - 2:52.707	41 - 2:55.578	51 - 3:01.368	
2 - 2:57.614	12 - 3:07.590	22 - 3:15.338	32 - 2:55.071	42 - 2:53.036	52 - 2:58.590	
3 - 2:58.829	13 - 3:11.482	23 - 3:11.382	33 - 2:59.199	43 - 2:53.149	53 - 2:57.558	
4 - 3:02.733	14 - 3:22.868	24 - 3:10.059	34 - 2:58.696	44 - 2:54.934	54 - 2:57.892	
5 - 3:02.702	15 - 3:23.294	25 - 3:04.914	35 - 2:55.693	45 - 2:52.500	55 - 3:01.143	
6 - 3:01.723	16 - 6:43.147P	26 - 3:02.503	36 - 2:52.696	46 - 6:23.876P	56 - 2:56.861	
7 - 3:04.316	17 - 3:19.496	27 - 3:03.553	37 - 2:52.983	47 - 3:10.164	57 - 2:58.966	
8 - 3:08.735	18 - 3:15.583	28 - 2:57.752	38 - 2:55.144	48 - 3:02.507	58 - 3:23.677	
9 - 3:08.432	19 - 3:12.360	29 - 2:56.567	39 - 3:00.738	49 - 2:59.752		
10 - 3:05.711	20 - 3:17.379	30 - 2:59.323	40 - 2:53.255	50 - 3:01.840		
26	Davison/Morris	Lotus Elan 26R				
1 - 2:52.845	11 - 2:51.463	21 - 3:03.866	31 - 2:52.786	41 - 3:09.034	51 - 2:47.457	
2 - 2:45.843	12 - 2:54.049	22 - 3:02.491	32 - 6:15.280P	42 - 3:10.422	52 - 2:47.637	
3 - 2:45.417	13 - 2:52.527	23 - 2:59.658	33 - 3:16.197	43 - 3:10.357	53 - 2:47.470	
4 - 2:46.058	14 - 2:55.066	24 - 3:00.127	34 - 3:14.603	44 - 3:09.068	54 - 2:46.949	
5 - 2:47.102	15 - 2:59.820	25 - 2:58.368	35 - 3:11.124	45 - 3:09.180	55 - 2:47.239	
6 - 2:46.696	16 - 3:06.962	26 - 2:58.883	36 - 3:07.576	46 - 6:31.778P	56 - 2:48.331	
7 - 2:47.014	17 - 3:03.046	27 - 2:55.807	37 - 3:06.706	47 - 3:00.682	57 - 2:49.094	
8 - 2:52.189	18 - 3:00.491	28 - 2:53.233	38 - 3:10.104	48 - 2:50.624	58 - 2:46.868	
9 - 2:50.369	19 - 3:00.721	29 - 2:52.889	39 - 3:08.620	49 - 2:49.014	59 - 2:46.851	
10 - 2:52.893	20 - 3:04.043	30 - 2:54.406	40 - 3:09.444	50 - 2:47.834		
27	Fisken/Eyears/Twyman	Lotus Elan				
1 - 3:05.342	6 - 3:06.578	11 - 3:14.954				
2 - 2:57.454	7 - 3:08.689	12 - 3:12.671				
3 - 2:59.615	8 - 3:09.748					
4 - 3:01.060	9 - 3:12.183					
5 - 3:03.289	10 - 3:11.662					
28	Drinkall/Worthington/Midgley	Lotus Elan				
1 - 3:10.889	11 - 3:05.762	21 - 3:22.377	31 - 3:07.335	41 - 3:11.433	51 - 3:07.945	
2 - 2:59.450	12 - 3:07.138	22 - 3:20.348	32 - 3:07.427	42 - 3:07.291	52 - 3:05.956	
3 - 3:04.669	13 - 3:14.517	23 - 3:17.772	33 - 3:07.129	43 - 3:09.777	53 - 3:04.880	
4 - 3:01.912	14 - 3:18.215	24 - 3:15.101	34 - 3:06.442	44 - 3:10.500	54 - 3:05.520	
5 - 3:03.761	15 - 3:31.391	25 - 3:12.708	35 - 3:02.474	45 - 3:08.271	55 - 3:06.465	
6 - 3:04.703	16 - 3:19.240	26 - 3:10.273	36 - 3:04.949	46 - 3:08.707		
7 - 3:03.999	17 - 6:42.476P	27 - 3:15.336	37 - 6:41.141P	47 - 3:09.925		
8 - 3:06.826	18 - 3:40.208	28 - 3:09.626	38 - 3:35.452	48 - 3:10.193		
9 - 3:08.377	19 - 3:25.928	29 - 3:09.929	39 - 3:16.387	49 - 3:07.341		
10 - 3:09.607	20 - 3:25.422	30 - 3:06.897	40 - 3:11.795	50 - 3:05.300		

Weather/Track: Rain/Wet

www.mstworld.com

Page 2 of 7

Snetterton 300
Circuit Length = 2.9689 miles.
Start: 14:00 End: 17:01

Printed - 17:06 Saturday, 13 June 2015

Autosport 3 Hour Race

RACE 3 - LAP ANALYSIS - Snetterton - 13/14 June 2015

(contd.)

30	Halstead/McPherson					Lotus Elan S2				
1 -	3:03.871	6 -	X:00.000	11 -	3:28.188					
2 -	2:56.688	7 -	3:08.215							
3 -	2:58.924	8 -	3:06.427							
4 -	2:57.397	9 -	3:27.696							
5 -	2:58.057	10 -	3:34.210							
33	Phillips/Phillips/Phillips					MG B				
1 -	3:45.556	11 -	4:14.875	21 -	3:15.686	31 -	3:13.249	41 -	3:22.530	
2 -	3:32.269	12 -	4:30.194	22 -	3:13.285	32 -	3:25.043	42 -	3:19.715	
3 -	3:41.006	13 -	7:48.190P	23 -	3:16.951	33 -	3:13.663	43 -	3:19.848	
4 -	3:45.042	14 -	3:52.622	24 -	3:15.669	34 -	6:34.762P	44 -	3:27.655	
5 -	3:47.788	15 -	3:37.512	25 -	3:10.848	35 -	3:24.774	45 -	3:18.324	
6 -	3:52.964	16 -	3:30.153	26 -	3:11.489	36 -	3:22.080	46 -	3:14.053	
7 -	3:53.456	17 -	3:30.912	27 -	3:08.759	37 -	3:23.103	47 -	3:15.442	
8 -	3:53.224	18 -	3:21.430	28 -	3:06.451	38 -	3:23.962	48 -	3:17.665	
9 -	3:55.288	19 -	3:23.546	29 -	3:12.247	39 -	3:23.085	49 -	3:27.813	
10 -	3:58.964	20 -	3:18.448	30 -	3:11.055	40 -	3:22.179	50 -	3:24.808	
34	Lambert/Lambert					MG B				
1 -	3:21.403	11 -	3:09.276	21 -	3:12.840	31 -	3:53.848	41 -	3:02.429	51 - 3:00.823
2 -	3:03.247	12 -	3:08.982	22 -	3:07.398	32 -	3:50.392	42 -	3:03.129	52 - 3:03.153
3 -	3:05.956	13 -	3:12.956	23 -	3:07.481	33 -	3:47.427	43 -	3:02.067	53 - 3:02.348
4 -	3:04.405	14 -	3:19.597	24 -	3:10.171	34 -	3:51.721	44 -	3:03.220	54 - 3:03.285
5 -	3:04.120	15 -	3:27.824	25 -	3:11.951	35 -	3:48.355	45 -	3:02.290	
6 -	3:08.202	16 -	3:17.446	26 -	3:10.442	36 -	3:47.936	46 -	3:06.976	
7 -	3:08.717	17 -	3:25.063	27 -	3:06.023	37 -	3:47.937	47 -	3:00.519	
8 -	3:07.921	18 -	3:10.836	28 -	3:02.846	38 -	7:10.777P	48 -	2:59.179	
9 -	3:12.084	19 -	3:10.424	29 -	3:02.307	39 -	3:17.325	49 -	3:19.444	
10 -	3:07.423	20 -	3:09.907	30 -	6:38.778P	40 -	3:00.834	50 -	3:00.344	
36	Newall/Garside					Lotus Elan GTS				
1 -	2:58.694	11 -	3:01.573	21 -	3:05.562	31 -	3:12.704	41 -	2:51.703	51 - 2:47.193
2 -	2:52.785	12 -	3:02.028	22 -	3:02.849	32 -	3:11.387	42 -	2:49.787	52 - 2:46.786
3 -	2:52.878	13 -	3:08.027	23 -	2:59.007	33 -	3:07.696	43 -	2:50.320	53 - 2:46.788
4 -	2:54.470	14 -	3:05.701	24 -	2:57.911	34 -	3:06.054	44 -	2:48.806	54 - 2:50.440
5 -	2:56.589	15 -	3:07.159	25 -	2:58.407	35 -	3:09.452	45 -	2:49.658	55 - 2:47.757
6 -	2:54.886	16 -	3:07.309	26 -	2:56.932	36 -	3:35.203	46 -	2:48.190	56 - 2:47.565
7 -	2:58.054	17 -	3:11.977	27 -	6:17.061P	37 -	3:08.910	47 -	2:47.102	57 - 2:47.207
8 -	2:59.048	18 -	3:06.386	28 -	3:17.640	38 -	3:10.908	48 -	2:47.011	58 - 3:07.882
9 -	2:59.568	19 -	3:08.833	29 -	3:17.074	39 -	6:42.724P	49 -	2:48.927	59 - 2:49.905
10 -	3:00.703	20 -	3:10.105	30 -	3:10.211	40 -	2:56.562	50 -	2:49.583	

Weather/Track: Rain/Wet

www.mstworld.com

Page 3 of 7

Snetterton 300
Circuit Length = 2.9689 miles.
Start: 14:00 End: 17:01

Printed - 17:06 Saturday, 13 June 2015

Autosport 3 Hour Race

RACE 3 - LAP ANALYSIS - Snetterton - 13/14 June 2015

(contd.)

38	Singer/Singer					MGB							
1 -	3:23.660	6 -	3:15.230	11 -	3:24.821	16 -	3:28.534	21 -	3:35.270				
2 -	3:10.216	7 -	3:16.055	12 -	3:35.101	17 -	3:25.322	22 -	3:32.219				
3 -	7:34.794P	8 -	3:16.153	13 -	3:28.771	18 -	6:55.541P	23 -	3:31.015				
4 -	3:20.906	9 -	3:17.832	14 -	3:28.067	19 -	3:58.964						
5 -	3:14.692	10 -	3:16.535	15 -	3:30.028	20 -	3:41.099						
47	Bourne/Paul					TVR Grantura Mk3							
1 -	3:06.921	11 -	7:01.244P	21 -	3:17.302	31 -	3:07.998	41 -	3:11.344	51 -	3:07.893		
2 -	2:57.703	12 -	3:51.213	22 -	3:11.483	32 -	3:08.599	42 -	3:13.066	52 -	3:07.474		
3 -	2:59.098	13 -	3:42.413	23 -	3:15.206	33 -	3:06.528	43 -	3:06.591	53 -	3:08.128		
4 -	3:01.722	14 -	3:33.660	24 -	3:13.990	34 -	3:07.774	44 -	3:06.358	54 -	3:10.441		
5 -	3:04.735	15 -	3:37.184	25 -	3:10.178	35 -	3:08.826	45 -	3:10.044				
6 -	3:06.052	16 -	3:27.272	26 -	3:11.035	36 -	3:08.209	46 -	3:07.028				
7 -	3:06.654	17 -	3:24.341	27 -	3:10.018	37 -	3:11.903	47 -	3:08.434				
8 -	3:19.817	18 -	3:21.664	28 -	3:08.002	38 -	3:08.756	48 -	3:06.538				
9 -	7:42.689P	19 -	3:23.078	29 -	3:08.048	39 -	3:09.184	49 -	3:06.923				
10 -	3:32.328	20 -	3:21.031	30 -	3:14.007	40 -	3:09.891	50 -	3:10.253				
48	Bull/Ward					TVR Grantura Mk3							
1 -	3:04.549	6 -	3:02.159	11 -	3:02.203								
2 -	2:56.571	7 -	2:58.967										
3 -	2:58.966	8 -	2:59.399										
4 -	2:58.151	9 -	3:01.896										
5 -	2:57.515	10 -	3:04.815										
55	Ingram/Chiles Snr/Chiles Jnr					Austin Healey 3000							
1 -	3:02.713	11 -	3:02.179	21 -	3:28.289	31 -	6:24.398P	41 -	2:52.575	51 -	2:53.410		
2 -	2:58.145	12 -	3:05.045	22 -	3:16.334	32 -	3:06.353	42 -	2:52.230	52 -	2:50.765		
3 -	2:58.713	13 -	3:05.369	23 -	3:13.368	33 -	3:02.130	43 -	2:50.466	53 -	2:50.750		
4 -	2:57.994	14 -	3:11.287	24 -	3:07.767	34 -	2:58.411	44 -	2:51.980	54 -	2:51.430		
5 -	2:58.937	15 -	3:17.630	25 -	3:08.170	35 -	2:58.786	45 -	2:54.106	55 -	2:51.261		
6 -	3:01.765	16 -	3:13.291	26 -	3:05.384	36 -	3:01.134	46 -	2:51.138	56 -	2:51.263		
7 -	2:59.783	17 -	3:11.395	27 -	3:03.492	37 -	2:59.045	47 -	2:51.783	57 -	2:50.676		
8 -	3:01.101	18 -	3:09.089	28 -	3:05.689	38 -	2:56.899	48 -	2:52.094	58 -	2:53.629		
9 -	3:00.560	19 -	3:08.412	29 -	3:03.057	39 -	2:57.762	49 -	2:50.828				
10 -	3:03.355	20 -	6:34.133P	30 -	3:01.848	40 -	2:54.999	50 -	2:51.433				
56	Smithies/Clarkson					Austin Healey 3000							
1 -	3:09.321	6 -	3:14.777	11 -	3:16.209	16 -	3:26.505	21 -	3:08.618	26 -	3:00.237	31 -	2:57.817
2 -	3:00.020	7 -	3:16.595	12 -	3:24.046	17 -	3:16.907	22 -	3:07.832	27 -	3:00.375	32 -	2:56.189
3 -	3:07.503	8 -	3:13.394	13 -	3:25.670	18 -	3:18.317	23 -	3:04.342	28 -	2:58.074	33 -	2:56.580
4 -	3:07.798	9 -	3:14.247	14 -	3:30.682	19 -	3:13.250	24 -	3:03.000	29 -	3:00.832	34 -	2:57.442
5 -	3:10.973	10 -	3:15.727	15 -	7:08.081P	20 -	3:17.452	25 -	3:04.412	30 -	2:59.528	35 -	2:56.928

Weather/Track: Rain/Wet

www.mstworld.com

Page 4 of 7

Snetterton 300
Circuit Length = 2.9689 miles.
Start: 14:00 End: 17:01

Printed - 17:06 Saturday, 13 June 2015

Autosport 3 Hour Race

RACE 3 - LAP ANALYSIS - Snetterton - 13/14 June 2015

(contd.)

58	Wright/Clark/Fulljames					Porsche 356					
1 -	3:24.620	11 -	3:24.723	21 -	3:29.291	31 -	3:14.316	41 -	3:24.160	51 -	3:16.889
2 -	3:10.383	12 -	3:25.018	22 -	3:25.292	32 -	3:13.141	42 -	3:18.985	52 -	3:15.451
3 -	3:19.501	13 -	3:29.979	23 -	3:23.353	33 -	3:16.507	43 -	3:25.906		
4 -	3:18.613	14 -	3:30.637	24 -	3:19.968	34 -	6:45.699P	44 -	3:26.124		
5 -	3:19.520	15 -	3:29.692	25 -	3:16.523	35 -	3:26.173	45 -	3:16.794		
6 -	3:24.635	16 -	3:31.644	26 -	3:18.210	36 -	3:45.919	46 -	3:18.262		
7 -	3:24.839	17 -	3:28.468	27 -	3:17.724	37 -	3:21.149	47 -	3:18.329		
8 -	3:24.415	18 -	3:27.201	28 -	3:15.366	38 -	3:24.525	48 -	3:14.589		
9 -	3:25.180	19 -	8:12.089P	29 -	3:15.628	39 -	3:26.004	49 -	3:13.004		
10 -	3:27.807	20 -	3:44.411	30 -	3:18.739	40 -	3:23.421	50 -	3:12.680		
61	Orebi Gann/Lockie					Morgan Plus 4 SLR					
1 -	3:08.223	11 -	3:10.862	21 -	2:59.957	31 -	2:49.738	41 -	2:50.237	51 -	3:02.515
2 -	2:57.590	12 -	3:11.934	22 -	2:56.863	32 -	2:53.218	42 -	2:49.699	52 -	2:57.458
3 -	2:59.267	13 -	3:13.374	23 -	2:57.503	33 -	2:52.575	43 -	2:54.389	53 -	2:57.926
4 -	3:03.031	14 -	3:25.301	24 -	2:54.960	34 -	2:49.579	44 -	2:51.036	54 -	3:04.775
5 -	3:03.361	15 -	6:58.484P	25 -	2:54.059	35 -	2:51.367	45 -	2:49.525	55 -	3:00.235
6 -	3:06.461	16 -	3:16.559	26 -	2:53.626	36 -	2:49.072	46 -	6:22.414P	56 -	2:57.090
7 -	3:06.100	17 -	3:11.561	27 -	2:54.038	37 -	2:51.459	47 -	3:25.496	57 -	2:59.720
8 -	3:12.664	18 -	3:08.965	28 -	2:51.757	38 -	2:50.408	48 -	3:04.885	58 -	3:00.110
9 -	3:09.547	19 -	3:07.608	29 -	2:51.217	39 -	2:49.761	49 -	3:03.282		
10 -	3:10.154	20 -	3:05.734	30 -	2:50.951	40 -	2:50.282	50 -	3:01.807		
65	Thompson/Allison/Hales					Marcos 1800					
1 -	3:14.322	11 -	3:15.111	21 -	7:20.442P	31 -	3:04.924	41 -	3:01.266	51 -	3:04.256
2 -	3:14.497	12 -	3:19.961	22 -	3:19.560	32 -	3:06.971	42 -	3:01.732	52 -	2:59.375
3 -	3:11.545	13 -	3:26.700	23 -	3:16.333	33 -	3:01.295	43 -	3:07.588	53 -	2:59.253
4 -	3:14.532	14 -	3:27.649	24 -	3:14.611	34 -	3:03.137	44 -	6:34.094P	54 -	3:27.427
5 -	3:17.346	15 -	3:20.388	25 -	3:07.396	35 -	3:01.110	45 -	3:13.693	55 -	3:02.791
6 -	3:17.090	16 -	3:20.164	26 -	3:08.253	36 -	3:01.993	46 -	3:02.686		
7 -	3:12.095	17 -	3:20.743	27 -	3:04.371	37 -	3:04.371	47 -	3:03.621		
8 -	3:13.991	18 -	3:20.626	28 -	3:07.463	38 -	3:15.312	48 -	3:01.223		
9 -	3:12.129	19 -	3:19.326	29 -	3:06.808	39 -	3:05.392	49 -	2:58.570		
10 -	3:12.253	20 -	3:17.380	30 -	3:04.271	40 -	3:02.070	50 -	2:59.421		
71	Ross-Jones/Hales					Triumph TR4					
1 -	3:16.144	11 -	3:05.335	21 -	3:11.493	31 -	2:57.927	41 -	3:00.661	51 -	2:57.409
2 -	3:05.787	12 -	3:07.228	22 -	3:10.069	32 -	2:56.112	42 -	2:53.627	52 -	3:01.599
3 -	3:07.410	13 -	3:07.918	23 -	3:07.553	33 -	2:58.908	43 -	2:59.103	53 -	2:58.758
4 -	3:04.234	14 -	3:15.511	24 -	3:08.404	34 -	2:58.734	44 -	2:56.408	54 -	2:59.430
5 -	3:02.522	15 -	3:16.931	25 -	3:04.466	35 -	2:57.224	45 -	2:57.076	55 -	2:59.894
6 -	3:07.363	16 -	3:14.572	26 -	3:01.212	36 -	2:56.633	46 -	2:58.774	56 -	3:01.261
7 -	3:09.703	17 -	3:12.611	27 -	3:06.155	37 -	2:55.168	47 -	3:02.092	57 -	3:00.324
8 -	3:07.713	18 -	3:12.780	28 -	3:02.019	38 -	2:55.316	48 -	2:58.421		
9 -	3:06.181	19 -	6:37.473P	29 -	3:00.387	39 -	2:57.066	49 -	6:26.129P		
10 -	3:05.357	20 -	3:21.843	30 -	2:59.638	40 -	2:56.517	50 -	3:06.856		

Weather/Track: Rain/Wet

www.mstworld.com

Page 5 of 7

Snetterton 300
Circuit Length = 2.9689 miles.
Start: 14:00 End: 17:01

Printed - 17:06 Saturday, 13 June 2015

Autosport 3 Hour Race

RACE 3 - LAP ANALYSIS - Snetterton - 13/14 June 2015

(contd.)

72	Sleep/Wykeham						Shelby Mustang GT350						
1 -	3:26.812	11 -	3:14.575	21 -	3:13.691	31 -	3:00.112	41 -	3:03.799	51 -	3:02.243		
2 -	3:08.046	12 -	3:21.224	22 -	3:28.656	32 -	3:00.440	42 -	7:11.480P	52 -	2:59.892		
3 -	3:07.405	13 -	3:25.137	23 -	3:11.153	33 -	3:00.643	43 -	3:16.567	53 -	3:03.126		
4 -	3:11.575	14 -	3:26.195	24 -	3:07.887	34 -	3:03.207	44 -	3:07.403	54 -	3:01.259		
5 -	3:10.529	15 -	3:23.444	25 -	3:06.611	35 -	3:01.338	45 -	3:04.863	55 -	3:05.257		
6 -	3:13.485	16 -	3:22.001	26 -	3:07.901	36 -	3:01.458	46 -	3:06.744				
7 -	3:12.962	17 -	3:21.366	27 -	3:04.063	37 -	3:01.540	47 -	3:06.255				
8 -	3:13.755	18 -	3:23.831	28 -	3:04.684	38 -	3:04.330	48 -	3:05.313				
9 -	3:15.554	19 -	6:43.704P	29 -	3:05.055	39 -	3:00.298	49 -	3:01.141				
10 -	3:16.117	20 -	3:19.519	30 -	3:01.191	40 -	3:15.347	50 -	3:04.023				
75	Voyazides/Hadfield						Shelby Daytona Cobra						
1 -	2:55.595	11 -	2:56.997	21 -	2:55.218	31 -	2:44.669	41 -	2:43.218	51 -	2:52.254	61 -	2:49.030
2 -	2:48.262	12 -	2:56.906	22 -	2:53.800	32 -	2:49.231	42 -	2:45.501	52 -	2:50.946		
3 -	2:48.907	13 -	3:01.700	23 -	2:53.206	33 -	2:50.816	43 -	2:43.017	53 -	2:48.796		
4 -	2:49.205	14 -	3:07.285	24 -	2:53.793	34 -	2:47.155	44 -	2:41.817	54 -	3:27.782P		
5 -	2:50.699	15 -	6:33.983P	25 -	2:48.076	35 -	2:44.972	45 -	2:42.824	55 -	2:52.756		
6 -	2:52.365	16 -	3:08.555	26 -	2:47.403	36 -	2:42.678	46 -	2:42.562	56 -	2:47.511		
7 -	2:53.238	17 -	3:01.633	27 -	2:50.416	37 -	2:42.773	47 -	6:03.825P	57 -	2:49.571		
8 -	2:54.390	18 -	3:02.101	28 -	2:49.147	38 -	2:44.644	48 -	2:59.895	58 -	2:50.866		
9 -	2:58.374	19 -	2:58.814	29 -	2:48.172	39 -	2:43.031	49 -	2:51.156	59 -	2:50.309		
10 -	2:56.700	20 -	2:58.666	30 -	2:46.678	40 -	2:44.466	50 -	2:49.833	60 -	2:51.114		
80	O'Connell						Jaguar E-Type						
1 -	2:49.537	11 -	2:47.448	21 -	2:54.957	31 -	2:47.045	41 -	2:41.809	51 -	2:48.678	61 -	2:47.808
2 -	2:44.074	12 -	2:48.711	22 -	3:00.226	32 -	2:48.152	42 -	2:42.345	52 -	2:42.894	62 -	2:50.913
3 -	2:42.276	13 -	2:50.056	23 -	2:55.860	33 -	2:44.601	43 -	2:41.801	53 -	2:43.199		
4 -	2:45.329	14 -	2:55.998	24 -	2:53.113	34 -	2:46.105	44 -	2:42.270	54 -	2:46.427		
5 -	2:43.944	15 -	3:01.398	25 -	2:57.455	35 -	2:43.709	45 -	2:43.852	55 -	2:47.119		
6 -	2:44.735	16 -	2:58.057	26 -	2:53.468	36 -	2:45.659	46 -	2:43.060	56 -	2:48.559		
7 -	2:46.083	17 -	2:58.096	27 -	2:52.764	37 -	2:45.553	47 -	6:02.902P	57 -	2:51.229		
8 -	2:48.716	18 -	2:59.370	28 -	2:48.338	38 -	2:44.868	48 -	2:51.026	58 -	2:49.735		
9 -	2:46.624	19 -	3:00.791	29 -	2:48.079	39 -	2:44.027	49 -	2:45.931	59 -	2:53.194		
10 -	2:47.695	20 -	2:56.936	30 -	2:47.014	40 -	2:43.153	50 -	6:03.017P	60 -	2:52.806		
84	Gomm/Keith-Lucas						Jaguar E-type						
1 -	3:26.131	11 -	3:14.648	21 -	3:17.513	31 -	3:10.954	41 -	3:06.174	51 -	3:01.881		
2 -	3:06.308	12 -	3:22.850	22 -	3:14.956	32 -	3:29.582	42 -	3:03.277	52 -	3:01.146		
3 -	3:08.480	13 -	3:27.710	23 -	3:16.713	33 -	3:09.422	43 -	3:03.516	53 -	3:01.419		
4 -	3:10.438	14 -	3:29.266	24 -	3:11.871	34 -	3:10.181	44 -	3:05.425	54 -	3:02.058		
5 -	3:11.067	15 -	3:24.190	25 -	3:11.166	35 -	3:12.367	45 -	3:06.516	55 -	3:06.213		
6 -	3:11.755	16 -	3:21.869	26 -	3:03.872	36 -	3:10.135	46 -	3:05.640				
7 -	3:12.543	17 -	3:19.968	27 -	3:04.100	37 -	3:07.342	47 -	3:02.449				
8 -	3:16.648	18 -	3:20.406	28 -	6:36.923P	38 -	3:11.782	48 -	6:24.373P				
9 -	3:15.277	19 -	3:21.353	29 -	3:25.026	39 -	3:07.967	49 -	3:11.917				
10 -	3:16.674	20 -	3:17.982	30 -	3:12.546	40 -	3:07.480	50 -	3:03.810				

Weather/Track: Rain/Wet

www.mstworld.com

Page 6 of 7

Snetterton 300
Circuit Length = 2.9689 miles.
Start: 14:00 End: 17:01

Printed - 17:06 Saturday, 13 June 2015

Autosport 3 Hour Race

RACE 3 - LAP ANALYSIS - Snetterton - 13/14 June 2015

(contd.)

91	Thomas/Greensall										Jaguar E-type																																																																																																														
1 -	2:54.019	11 -	3:04.569	21 -	3:07.872	31 -	2:49.498	41 -	2:41.599	51 -	6:08.089P	61 -	2:49.779	2 -	2:48.599	12 -	3:04.797	22 -	3:02.190	32 -	2:48.631	42 -	2:45.427	52 -	2:57.952	3 -	2:49.050	13 -	3:07.528	23 -	6:42.324P	33 -	2:45.223	43 -	2:45.741	53 -	2:49.167	4 -	2:49.392	14 -	3:12.639	24 -	3:06.328	34 -	2:44.523	44 -	2:44.526	54 -	2:47.108	5 -	2:53.647	15 -	3:12.036	25 -	2:55.373	35 -	2:43.164	45 -	2:43.789	55 -	2:50.938	6 -	2:55.146	16 -	3:10.839	26 -	2:56.038	36 -	2:44.667	46 -	2:44.088	56 -	2:52.545	7 -	2:54.549	17 -	3:09.532	27 -	2:54.092	37 -	2:42.599	47 -	2:43.643	57 -	2:45.951	8 -	2:58.302	18 -	3:10.929	28 -	2:49.173	38 -	2:46.311	48 -	2:42.334	58 -	2:47.796	9 -	2:59.648	19 -	3:09.763	29 -	2:50.824	39 -	2:45.229	49 -	2:42.696	59 -	2:48.280	10 -	3:00.714	20 -	3:28.564	30 -	2:46.365	40 -	2:43.367	50 -	2:41.031	60 -	2:48.261

99	Scholey/Finburgh										Jaguar XK 120																																																																																																				
1 -	3:20.145	11 -	3:19.633	21 -	3:07.588	31 -	3:00.171	41 -	3:03.507	51 -	3:05.651	2 -	3:06.258	12 -	3:26.381	22 -	3:05.816	32 -	3:04.398	42 -	2:59.185	52 -	3:05.455	3 -	3:06.607	13 -	3:27.617	23 -	3:06.679	33 -	2:59.400	43 -	2:59.220	53 -	3:06.288	4 -	3:08.199	14 -	3:29.572	24 -	3:01.685	34 -	2:57.119	44 -	2:58.228	54 -	3:07.074	5 -	3:08.450	15 -	3:26.284	25 -	3:01.343	35 -	2:59.205	45 -	3:02.263	55 -	3:07.143	6 -	3:14.647	16 -	3:25.689	26 -	2:58.214	36 -	2:57.572	46 -	3:01.805	56 -	3:04.865	7 -	3:16.333	17 -	3:27.877	27 -	3:02.925	37 -	2:59.540	47 -	6:38.528P	8 -	3:12.785	18 -	8:08.229P	28 -	3:00.792	38 -	2:59.563	48 -	3:14.131	9 -	3:16.344	19 -	3:24.140	29 -	2:59.515	39 -	2:58.806	49 -	3:06.643	10 -	3:18.627	20 -	3:11.912	30 -	2:59.791	40 -	3:01.499	50 -	3:06.181

Weather/Track: Rain/Wet

www.mstworld.com

Page 7 of 7

Snetterton 300
Circuit Length = 2.9689 miles.
Start: 14:00 End: 17:01

Printed - 17:06 Saturday, 13 June 2015

Autosport 3 Hour Race

RACE 3 - LAP CHART - Snetterton - 13/14 June 2015

Lap 1			Lap 2			Lap 3			Lap 4			Lap 5		
No	Behind	Laptime	No	Behind	Laptime	No	Behind	Laptime	No	Behind	Laptime	No	Behind	Laptime
80		2:49.537	80		2:44.074	80		2:42.276	80		2:45.329	80		2:43.944
26	3.308	2:52.845	26	5.077	2:45.843	26	8.218	2:45.417	26	8.947	2:46.058	26	12.105	2:47.102
91	4.482	2:54.019	91	9.007	2:48.599	91	15.781	2:49.050	91	19.844	2:49.392	38	2 LAPS	7:34.794P
75	6.058	2:55.595	75	10.246	2:48.262	75	16.877	2:48.907	75	20.753	2:49.205	75	27.508	2:50.699
36	9.157	2:58.694	36	17.868	2:52.785	36	28.470	2:52.878	1	2 LAPS	5:56.160P	91	29.547	2:53.647
8	10.283	2:59.820	8	21.732	2:55.523	8	33.942	2:54.486	36	37.611	2:54.470	36	50.256	2:56.589
55	13.176	3:02.713	30	26.948	2:56.688	30	43.596	2:58.924	8	44.646	2:56.033	8	58.535	2:57.833
30	14.334	3:03.871	55	27.247	2:58.145	55	43.684	2:58.713	30	55.664	2:57.397	33	1 LAP	3:45.042
48	15.012	3:04.549	48	27.509	2:56.571	48	44.199	2:58.966	55	56.349	2:57.994	30	1:09.777	2:58.057
27	15.805	3:05.342	27	29.185	2:57.454	27	46.524	2:59.615	48	57.021	2:58.151	48	1:10.592	2:57.515
47	17.384	3:06.921	47	31.013	2:57.703	47	47.835	2:59.098	27	1:02.255	3:01.060	55	1:11.342	2:58.937
61	18.686	3:08.223	61	32.202	2:57.590	61	49.193	2:59.267	47	1:04.228	3:01.722	27	1:21.600	3:03.289
56	19.784	3:09.321	56	35.730	3:00.020	25	56.608	2:58.829	61	1:06.895	3:03.031	47	1:25.019	3:04.735
28	21.352	3:10.889	28	36.728	2:59.450	28	59.121	3:04.669	25	1:14.012	3:02.733	61	1:26.312	3:03.361
65	24.785	3:14.322	25	40.055	2:57.614	56	1:00.957	3:07.503	28	1:15.704	3:01.912	25	1:32.770	3:02.702
9	25.538	3:15.075	9	47.735	3:06.271	71	1:13.454	3:07.410	56	1:23.426	3:07.798	28	1:35.521	3:03.761
25	26.515	3:16.052	71	48.320	3:05.787	34	1:14.719	3:05.956	71	1:32.359	3:04.234	56	1:50.455	3:10.973
71	26.607	3:16.144	5	49.636	3:04.787	9	1:15.710	3:10.251	34	1:33.795	3:04.405	71	1:50.937	3:02.522
5	28.923	3:18.460	34	51.039	3:03.247	5	1:16.157	3:08.797	99	1:39.993	3:08.199	34	1:53.971	3:04.120
99	30.608	3:20.145	99	52.792	3:06.258	99	1:17.123	3:06.607	84	1:50.141	3:10.438	99	2:04.499	3:08.450
34	31.866	3:21.403	65	55.208	3:14.497	65	1:24.477	3:11.545	72	1:52.622	3:11.575	84	2:17.264	3:11.067
38	34.123	3:23.660	84	58.828	3:06.308	84	1:25.032	3:08.480	5	1:53.522	3:22.694	72	2:19.207	3:10.529
58	35.083	3:24.620	38	1:00.265	3:10.216	72	1:26.376	3:07.405	65	1:53.680	3:14.532	5	2:19.771	3:10.193
84	36.594	3:26.131	72	1:01.247	3:08.046	58	1:38.617	3:19.501	9	2:05.338	3:34.957	65	2:27.082	3:17.346
72	37.275	3:26.812	58	1:01.392	3:10.383	33	2:42.944	3:41.006	58	2:11.901	3:18.613	9	2:35.618	3:14.224
33	56.019	3:45.556	33	1:44.214	3:32.269									
1	2:38.720	5:28.257P												

Weather/Track: Rain/Wet

www.mstworld.com

Page 1 of 13

Snetterton 300
Circuit Length = 2.9689 miles.
Start: 14:00 End: 17:01

Printed - 17:06 Saturday, 13 June 2015

Autosport 3 Hour Race

RACE 3 - LAP CHART - Snetterton - 13/14 June 2015

(contd.)

Lap 6			Lap 7			Lap 8			Lap 9			Lap 10		
No	Behind	Laptime	No	Behind	Laptime	No	Behind	Laptime	No	Behind	Laptime	No	Behind	Laptime
80		2:44.735	80		2:46.083	80		2:48.716	80		2:46.624	80		2:47.695
58	1 LAP	3:19.520	72	1 LAP	3:13.485	56	1 LAP	3:16.595	1	5 LAPS	6:50.299P	25	1 LAP	3:08.432
26	14.066	2:46.696	65	1 LAP	3:17.090	99	1 LAP	3:16.333	71	1 LAP	3:07.713	27	1 LAP	3:12.183
75	35.138	2:52.365	26	14.997	2:47.014	26	18.470	2:52.189	34	1 LAP	3:07.921	28	1 LAP	3:08.377
91	39.958	2:55.146	58	1 LAP	3:24.635	33	2 LAPS	3:52.964	26	22.215	2:50.369	61	1 LAP	3:09.547
38	2 LAPS	3:20.906	75	42.293	2:53.238	84	1 LAP	3:12.543	56	1 LAP	3:13.394	9	2 LAPS	3:12.693
36	1:00.407	2:54.886	91	48.424	2:54.549	5	1 LAP	3:11.858	99	1 LAP	3:12.785	26	27.413	2:52.893
8	1:11.232	2:57.432	36	1:12.378	2:58.054	72	1 LAP	3:12.962	5	1 LAP	3:11.782	71	1 LAP	3:06.181
48	1:28.016	3:02.159	8	1:25.639	3:00.490	65	1 LAP	3:12.095	84	1 LAP	3:16.648	1	5 LAPS	3:18.171
55	1:28.372	3:01.765	38	2 LAPS	3:14.692	75	47.967	2:54.390	72	1 LAP	3:13.755	34	1 LAP	3:12.084
1	3 LAPS	6:39.818P	48	1:40.900	2:58.967	91	58.010	2:58.302	75	59.717	2:58.374	56	1 LAP	3:14.247
27	1:43.443	3:06.578	55	1:42.072	2:59.783	58	1 LAP	3:24.839	65	1 LAP	3:13.991	75	1:08.722	2:56.700
47	1:46.336	3:06.052	27	2:06.049	3:08.689	36	1:22.710	2:59.048	91	1:11.034	2:59.648	99	1 LAP	3:16.344
61	1:48.038	3:06.461	47	2:06.907	3:06.654	8	1:36.638	2:59.715	33	2 LAPS	3:53.456	84	1 LAP	3:15.277
25	1:49.758	3:01.723	25	2:07.991	3:04.316	48	1:51.583	2:59.399	36	1:35.654	2:59.568	72	1 LAP	3:15.554
28	1:55.489	3:04.703	61	2:08.055	3:06.100	55	1:54.457	3:01.101	8	1:52.580	3:02.566	91	1:24.053	3:00.714
33	1 LAP	3:47.788	28	2:13.405	3:03.999	38	2 LAPS	3:15.230	58	1 LAP	3:24.415	65	1 LAP	3:12.129
71	2:13.565	3:07.363	9	1 LAP	5:15.027P	27	2:27.081	3:09.748	48	2:06.855	3:01.896	5	1 LAP	3:31.403
34	2:17.438	3:08.202	71	2:37.185	3:09.703	25	2:28.010	3:08.735	55	2:08.393	3:00.560	36	1:48.662	3:00.703
56	2:20.497	3:14.777	34	2:40.072	3:08.717	28	2:31.515	3:06.826	38	2 LAPS	3:16.055	8	2:07.843	3:02.958
99	2:34.411	3:14.647				61	2:32.003	3:12.664	30	3 LAPS	12:37.074	48	2:23.975	3:04.815
84	2:44.284	3:11.755				47	2:38.008	3:19.817				55	2:24.053	3:03.355
5	2:45.377	3:10.341				9	1 LAP	3:12.503				33	2 LAPS	3:53.224
												58	1 LAP	3:25.180

Weather/Track: Rain/Wet

www.mstworld.com

Page 2 of 13

Snetterton 300
Circuit Length = 2.9689 miles.
Start: 14:00 End: 17:01

Printed - 17:06 Saturday, 13 June 2015

Autosport 3 Hour Race

RACE 3 - LAP CHART - Snetterton - 13/14 June 2015

(contd.)

Lap 11			Lap 12			Lap 13			Lap 14			Lap 15		
No	Behind	Laptime	No	Behind	Laptime	No	Behind	Laptime	No	Behind	Laptime	No	Behind	Laptime
80		2:47.448	80		2:48.711	80		2:50.056	80		2:55.998	80		3:01.398
38	3 LAPS	3:16.153	58	2 LAPS	3:27.807	55	1 LAP	3:05.045	8	1 LAP	3:12.082	72	2 LAPS	3:25.137
30	4 LAPS	3:08.215	30	4 LAPS	3:06.427	26	39.237	2:52.527	5	2 LAPS	3:22.937	8	1 LAP	3:15.847
25	1 LAP	3:05.711	38	3 LAPS	3:17.832	25	1 LAP	3:07.590	55	1 LAP	3:05.369	33	4 LAPS	4:14.875
28	1 LAP	3:09.607	26	36.766	2:54.049	58	2 LAPS	3:24.723	26	38.305	2:55.066	84	2 LAPS	3:27.710
27	1 LAP	3:11.662	25	1 LAP	3:06.639	38	3 LAPS	3:16.535	25	1 LAP	3:11.482	65	2 LAPS	3:26.700
61	1 LAP	3:10.154	28	1 LAP	3:05.762	28	1 LAP	3:07.138	28	1 LAP	3:14.517	99	2 LAPS	3:27.617
26	31.428	2:51.463	33	3 LAPS	3:55.288	30	4 LAPS	3:27.696	1	7 LAPS	9:00.310P	55	1 LAP	3:11.287
71	1 LAP	3:05.357	61	1 LAP	3:10.862	61	1 LAP	3:11.934	58	2 LAPS	3:25.018	26	36.727	2:59.820
9	2 LAPS	3:11.480	27	1 LAP	3:14.954	27	1 LAP	3:12.671	38	3 LAPS	3:24.821	5	2 LAPS	3:30.078
34	1 LAP	3:07.423	71	1 LAP	3:05.335	71	1 LAP	3:07.228	61	1 LAP	3:13.374	47	4 LAPS	7:01.244P
1	5 LAPS	3:14.437	9	2 LAPS	3:11.955	9	2 LAPS	3:11.212	71	1 LAP	3:07.918	25	1 LAP	3:22.868
75	1:18.271	2:56.997	34	1 LAP	3:09.276	34	1 LAP	3:08.982	30	4 LAPS	3:34.210	28	1 LAP	3:18.215
56	1 LAP	3:15.727	75	1:26.466	2:56.906	75	1:38.110	3:01.700	75	1:49.397	3:07.285	71	1 LAP	3:15.511
91	1:41.174	3:04.569	56	1 LAP	3:16.209	33	3 LAPS	3:58.964	34	1 LAP	3:12.956	61	1 LAP	3:25.301
99	1 LAP	3:18.627	91	1:57.260	3:04.797	91	2:14.732	3:07.528	9	2 LAPS	3:19.775	58	2 LAPS	3:29.979
84	1 LAP	3:16.674	99	1 LAP	3:19.633	56	1 LAP	3:24.046	91	2:31.373	3:12.639	1	7 LAPS	3:35.840
72	1 LAP	3:16.117	84	1 LAP	3:14.648	36	2:34.075	3:08.027	36	2:43.778	3:05.701	38	3 LAPS	3:35.101
65	1 LAP	3:12.253	72	1 LAP	3:14.575	72	1 LAP	3:21.224	56	1 LAP	3:25.670	34	1 LAP	3:19.597
47	2 LAPS	7:42.689P	36	2:16.104	3:02.028	84	1 LAP	3:22.850				9	2 LAPS	3:19.784
36	2:02.787	3:01.573	65	1 LAP	3:15.111	99	1 LAP	3:26.381				30	4 LAPS	3:28.188
5	1 LAP	3:22.065	8	2:35.585	3:03.521	65	1 LAP	3:19.961				91	2:42.011	3:12.036
8	2:20.775	3:00.380	5	1 LAP	3:19.721							36	2:49.539	3:07.159
48	2:38.730	3:02.203	47	2 LAPS	3:32.328									
55	2:38.784	3:02.179												

Weather/Track: Rain/Wet

www.mstworld.com

Page 3 of 13

Snetterton 300
Circuit Length = 2.9689 miles.
Start: 14:00 End: 17:01

Printed - 17:06 Saturday, 13 June 2015

Autosport 3 Hour Race

RACE 3 - LAP CHART - Snetterton - 13/14 June 2015

(contd.)

Lap 16			Lap 17			Lap 18			Lap 19			Lap 20		
No	Behind	Laptime	No	Behind	Laptime	No	Behind	Laptime	No	Behind	Laptime	No	Behind	Laptime
80		2:58.057	80		2:58.096	80		2:59.370	80		3:00.791	80		2:56.936
56	2 LAPS	3:30.682	36	1 LAP	3:07.309	34	2 LAPS	3:17.446	47	5 LAPS	3:33.660	25	3 LAPS	3:19.496
8	1 LAP	3:17.810	26	50.582	3:03.046	58	3 LAPS	3:29.692	61	3 LAPS	3:16.559	28	3 LAPS	6:42.476P
72	2 LAPS	3:26.195	8	1 LAP	3:13.320	38	4 LAPS	3:28.067	1	8 LAPS	3:22.942	61	3 LAPS	3:11.561
55	1 LAP	3:17.630	55	1 LAP	3:13.291	91	1 LAP	3:09.532	91	1 LAP	3:10.929	91	1 LAP	3:09.763
26	45.632	3:06.962	72	2 LAPS	3:23.444	36	1 LAP	3:11.977	36	1 LAP	3:06.386	36	1 LAP	3:08.833
65	2 LAPS	3:27.649	65	2 LAPS	3:20.388	26	51.703	3:00.491	9	3 LAPS	3:20.811	1	8 LAPS	3:14.046
84	2 LAPS	3:29.266	84	2 LAPS	3:24.190	8	1 LAP	3:12.745	34	2 LAPS	3:25.063	34	2 LAPS	3:10.836
99	2 LAPS	3:29.572	99	2 LAPS	3:26.284	55	1 LAP	3:11.395	58	3 LAPS	3:31.644	9	3 LAPS	3:21.340
47	4 LAPS	3:51.213	5	3 LAPS	7:10.468P	72	2 LAPS	3:22.001	38	4 LAPS	3:30.028	47	5 LAPS	3:37.184
33	4 LAPS	4:30.194	71	1 LAP	3:14.572	65	2 LAPS	3:20.164	33	6 LAPS	7:48.190P	26	58.740	3:04.043
25	1 LAP	3:23.294	28	1 LAP	3:19.240	56	3 LAPS	7:08.081P	26	51.633	3:00.721	58	3 LAPS	3:28.468
71	1 LAP	3:16.931	47	4 LAPS	3:42.413	84	2 LAPS	3:21.869	8	1 LAP	3:09.722	38	4 LAPS	3:28.534
28	1 LAP	3:31.391	75	1 LAP	3:08.555	99	2 LAPS	3:25.689	55	1 LAP	3:09.089	8	1 LAP	3:12.525
75	1 LAP	6:33.983P	1	7 LAPS	3:21.871	5	3 LAPS	3:26.100	72	2 LAPS	3:21.366	55	1 LAP	3:08.412
1	7 LAPS	3:26.502	61	2 LAPS	6:58.484P	71	1 LAP	3:12.611	65	2 LAPS	3:20.743	33	6 LAPS	3:52.622
58	2 LAPS	3:30.637	9	2 LAPS	3:22.854	75	1 LAP	3:01.633	84	2 LAPS	3:19.968	65	2 LAPS	3:20.626
38	3 LAPS	3:28.771				25	2 LAPS	6:43.147P	56	3 LAPS	3:26.505	72	2 LAPS	3:23.831
9	2 LAPS	3:20.049							99	2 LAPS	3:27.877	84	2 LAPS	3:20.406
34	1 LAP	3:27.824							5	3 LAPS	3:12.202	56	3 LAPS	3:16.907
91	2:54.793	3:10.839							75	1 LAP	3:02.101	75	1 LAP	2:58.814
									71	1 LAP	3:12.780	5	3 LAPS	3:09.555

Weather/Track: Rain/Wet

www.mstworld.com

Page 4 of 13

Snetterton 300
Circuit Length = 2.9689 miles.
Start: 14:00 End: 17:01

Printed - 17:06 Saturday, 13 June 2015

Autosport 3 Hour Race

RACE 3 - LAP CHART - Snetterton - 13/14 June 2015

(contd.)

Lap 21			Lap 22			Lap 23			Lap 24			Lap 25		
No	Behind	Laptime	No	Behind	Laptime	No	Behind	Laptime	No	Behind	Laptime	No	Behind	Laptime
80		2:54.957	80		3:00.226	80		2:55.860	80		2:53.113	80		2:57.455
25	3 LAPS	3:15.583	5	4 LAPS	3:07.748	65	3 LAPS	3:17.380	5	4 LAPS	3:03.905	55	3 LAPS	3:16.334
61	3 LAPS	3:08.965	71	3 LAPS	6:37.473P	56	4 LAPS	3:13.250	56	4 LAPS	3:17.452	5	4 LAPS	2:58.136
36	1 LAP	3:10.105	25	3 LAPS	3:12.360	5	4 LAPS	3:02.529	33	7 LAPS	3:30.912	56	4 LAPS	3:08.618
1	8 LAPS	3:11.798	61	3 LAPS	3:07.608	84	3 LAPS	3:17.982	84	3 LAPS	3:17.513	38	6 LAPS	3:58.964
34	2 LAPS	3:10.424	36	1 LAP	3:05.562	72	4 LAPS	6:43.704P	72	4 LAPS	3:19.519	84	3 LAPS	3:14.956
28	3 LAPS	3:40.208	1	8 LAPS	3:07.833	71	3 LAPS	3:21.843	58	5 LAPS	8:12.089P	72	4 LAPS	3:13.691
91	1 LAP	3:28.564	34	2 LAPS	3:09.907	36	1 LAP	3:02.849	36	1 LAP	2:59.007	33	7 LAPS	3:21.430
9	3 LAPS	3:17.101	26	1:09.914	3:02.491	25	3 LAPS	3:17.379	61	3 LAPS	2:59.957	36	1 LAP	2:57.911
26	1:07.649	3:03.866	91	1 LAP	3:07.872	61	3 LAPS	3:05.734	71	3 LAPS	3:11.493	61	3 LAPS	2:56.863
47	5 LAPS	3:27.272	9	3 LAPS	3:18.839	1	8 LAPS	3:07.120	26	1:20.726	3:00.127	26	1:21.639	2:58.368
38	4 LAPS	3:25.322	28	3 LAPS	3:25.928	26	1:13.712	2:59.658	1	8 LAPS	3:06.597	71	3 LAPS	3:10.069
58	3 LAPS	3:27.201	99	4 LAPS	8:08.229P	91	1 LAP	3:02.190	25	3 LAPS	3:15.317	1	8 LAPS	3:05.761
33	6 LAPS	3:37.512	47	5 LAPS	3:24.341	34	2 LAPS	3:12.840	34	2 LAPS	3:07.398	65	4 LAPS	7:20.442P
65	2 LAPS	3:19.326	8	2 LAPS	6:33.005P	9	3 LAPS	3:16.762	99	4 LAPS	3:11.912	25	3 LAPS	3:15.338
75	1 LAP	2:58.666	55	2 LAPS	6:34.133P	99	4 LAPS	3:24.140	28	3 LAPS	3:22.377	58	5 LAPS	3:44.411
56	3 LAPS	3:18.317	75	1 LAP	2:55.218	28	3 LAPS	3:25.422	75	1 LAP	2:53.206	34	2 LAPS	3:07.481
84	2 LAPS	3:21.353	33	6 LAPS	3:30.153	47	5 LAPS	3:21.664	47	5 LAPS	3:23.078	91	2 LAPS	6:42.324P
						8	2 LAPS	3:23.877	8	2 LAPS	3:15.358	99	4 LAPS	3:07.588
						38	5 LAPS	6:55.541P				75	1 LAP	2:53.793
						75	1 LAP	2:53.800				9	4 LAPS	6:44.995P
						55	2 LAPS	3:28.289				28	3 LAPS	3:20.348

Weather/Track: Rain/Wet

www.mstworld.com

Page 5 of 13

Snetterton 300
Circuit Length = 2.9689 miles.
Start: 14:00 End: 17:01

Printed - 17:06 Saturday, 13 June 2015

Autosport 3 Hour Race

RACE 3 - LAP CHART - Snetterton - 13/14 June 2015

(contd.)

Lap 26			Lap 27			Lap 28			Lap 29			Lap 30		
No	Behind	Laptime	No	Behind	Laptime	No	Behind	Laptime	No	Behind	Laptime	No	Behind	Laptime
80		2:53.468	80		2:52.764	80		2:48.338	80		2:48.079	80		2:47.014
47	6 LAPS	3:21.031	28	4 LAPS	3:17.772	99	5 LAPS	3:06.679	38	7 LAPS	3:32.219	34	3 LAPS	3:06.023
8	3 LAPS	3:07.032	8	3 LAPS	3:08.164	58	6 LAPS	3:25.292	99	5 LAPS	3:01.685	65	5 LAPS	3:07.396
55	3 LAPS	3:13.368	5	4 LAPS	2:54.723	5	4 LAPS	2:54.394	5	4 LAPS	2:51.781	99	5 LAPS	3:01.343
5	4 LAPS	3:03.447	47	6 LAPS	3:17.302	8	3 LAPS	3:04.024	58	6 LAPS	3:23.353	5	4 LAPS	2:50.667
56	4 LAPS	3:07.832	55	3 LAPS	3:07.767	28	4 LAPS	3:15.101	8	3 LAPS	2:58.765	38	7 LAPS	3:31.015
36	1 LAP	2:58.407	9	5 LAPS	3:49.000	47	6 LAPS	3:11.483	28	4 LAPS	3:12.708	8	3 LAPS	2:55.979
61	3 LAPS	2:57.503	56	4 LAPS	3:04.342	55	3 LAPS	3:08.170	55	3 LAPS	3:05.384	58	6 LAPS	3:19.968
84	3 LAPS	3:16.713	61	3 LAPS	2:54.960	9	5 LAPS	3:22.510	61	3 LAPS	2:53.626	61	3 LAPS	2:54.038
33	7 LAPS	3:23.546	36	1 LAP	2:56.932	61	3 LAPS	2:54.059	47	6 LAPS	3:15.206	28	4 LAPS	3:10.273
26	1:27.054	2:58.883	26	1:30.097	2:55.807	56	4 LAPS	3:03.000	56	4 LAPS	3:04.412	55	3 LAPS	3:03.492
72	4 LAPS	3:28.656	84	3 LAPS	3:11.871	26	1:34.992	2:53.233	26	1:39.802	2:52.889	26	1:47.194	2:54.406
38	6 LAPS	3:41.099	72	4 LAPS	3:11.153	84	3 LAPS	3:11.166	36	2 LAPS	6:17.061P	56	4 LAPS	3:00.237
1	8 LAPS	3:03.677	33	7 LAPS	3:18.448	1	8 LAPS	3:02.828	9	5 LAPS	3:27.895	47	6 LAPS	3:13.990
71	3 LAPS	3:07.553	1	8 LAPS	3:02.164	72	4 LAPS	3:07.887	84	3 LAPS	3:03.872	36	2 LAPS	3:17.640
65	4 LAPS	3:19.560	71	3 LAPS	3:08.404	71	3 LAPS	3:04.466	1	8 LAPS	3:00.483	75	1 LAP	2:48.172
25	3 LAPS	3:11.382	38	6 LAPS	3:35.270	33	7 LAPS	3:15.686	72	4 LAPS	3:06.611	84	3 LAPS	3:04.100
34	2 LAPS	3:10.171	25	3 LAPS	3:10.059	75	1 LAP	2:50.416	75	1 LAP	2:49.147	1	8 LAPS	2:59.784
58	5 LAPS	3:29.291	65	4 LAPS	3:16.333	25	3 LAPS	3:04.914	71	3 LAPS	3:01.212	91	2 LAPS	2:49.173
91	2 LAPS	3:06.328	34	2 LAPS	3:11.951	91	2 LAPS	2:56.038	91	2 LAPS	2:54.092	72	4 LAPS	3:07.901
75	1 LAP	2:48.076	75	1 LAP	2:47.403	34	2 LAPS	3:10.442	33	7 LAPS	3:13.285	9	5 LAPS	3:35.774
99	4 LAPS	3:05.816	91	2 LAPS	2:55.373	65	4 LAPS	3:14.611	25	3 LAPS	3:02.503	71	3 LAPS	3:06.155

Weather/Track: Rain/Wet

www.mstworld.com

Page 6 of 13

Snetterton 300
Circuit Length = 2.9689 miles.
Start: 14:00 End: 17:01

Printed - 17:06 Saturday, 13 June 2015

Autosport 3 Hour Race

RACE 3 - LAP CHART - Snetterton - 13/14 June 2015

(contd.)

Lap 31			Lap 32			Lap 33			Lap 34			Lap 35		
No	Behind	Laptime	No	Behind	Laptime	No	Behind	Laptime	No	Behind	Laptime	No	Behind	Laptime
80		2:47.045	80		2:48.152	80		2:44.601	80		2:46.105	80		2:43.709
25	4 LAPS	3:03.553	1	9 LAPS	3:09.042	1	9 LAPS	2:57.943	58	7 LAPS	3:17.724	91	3 LAPS	2:48.631
33	8 LAPS	3:16.951	36	3 LAPS	3:17.074	71	4 LAPS	3:00.387	91	3 LAPS	2:49.498	26	2 LAPS	3:16.197
34	3 LAPS	3:02.846	71	4 LAPS	3:02.019	36	3 LAPS	3:10.211	28	5 LAPS	3:09.929	28	5 LAPS	3:06.897
65	5 LAPS	3:08.253	72	5 LAPS	3:04.063	72	5 LAPS	3:04.684	47	7 LAPS	3:10.018	58	7 LAPS	3:15.366
99	5 LAPS	2:58.214	25	4 LAPS	2:57.752	25	4 LAPS	2:56.567	71	4 LAPS	2:59.638	47	7 LAPS	3:08.002
5	4 LAPS	2:56.646	9	6 LAPS	3:17.841	84	5 LAPS	6:36.923P	25	4 LAPS	2:59.323	1	10 LAPS	6:07.186P
8	3 LAPS	2:55.855	34	3 LAPS	3:02.307	99	5 LAPS	3:00.792	72	5 LAPS	3:05.055	71	4 LAPS	2:57.927
61	3 LAPS	2:51.757	33	8 LAPS	3:15.669	9	6 LAPS	3:33.386	36	3 LAPS	3:12.704	25	4 LAPS	2:52.707
58	6 LAPS	3:16.523	5	4 LAPS	2:50.868	33	8 LAPS	3:10.848	84	5 LAPS	3:25.026	72	5 LAPS	3:01.191
26	1:52.935	2:52.786	65	5 LAPS	3:04.371	65	5 LAPS	3:07.463	99	5 LAPS	2:59.515	9	7 LAPS	5:32.016P
55	3 LAPS	3:05.689	99	5 LAPS	3:02.925	8	3 LAPS	2:55.017	65	5 LAPS	3:06.808	36	3 LAPS	3:11.387
56	4 LAPS	3:00.375	8	3 LAPS	2:55.951	61	3 LAPS	2:50.951	8	3 LAPS	2:59.480	99	5 LAPS	2:59.791
28	4 LAPS	3:15.336	61	3 LAPS	2:51.217	75	1 LAP	2:49.231	33	8 LAPS	3:11.489	84	5 LAPS	3:12.546
47	6 LAPS	3:10.178	55	3 LAPS	3:03.057	55	3 LAPS	3:01.848	5	5 LAPS	6:20.781P	61	3 LAPS	2:53.218
75	1 LAP	2:46.678	56	4 LAPS	2:58.074	56	4 LAPS	3:00.832	61	3 LAPS	2:49.738	8	3 LAPS	2:57.953
91	2 LAPS	2:50.824	58	6 LAPS	3:18.210	26	1 LAP	6:15.280P	34	4 LAPS	6:38.778P	65	5 LAPS	3:04.271
			75	1 LAP	2:44.669				75	1 LAP	2:50.816	33	8 LAPS	3:08.759
			28	4 LAPS	3:09.626				56	4 LAPS	2:59.528	5	5 LAPS	3:15.589
			47	6 LAPS	3:11.035							75	1 LAP	2:47.155
			91	2 LAPS	2:46.365									

Weather/Track: Rain/Wet

www.mstworld.com

Page 7 of 13

Snetterton 300
Circuit Length = 2.9689 miles.
Start: 14:00 End: 17:01

Printed - 17:06 Saturday, 13 June 2015

Autosport 3 Hour Race

RACE 3 - LAP CHART - Snetterton - 13/14 June 2015

(contd.)

Lap 36			Lap 37			Lap 38			Lap 39			Lap 40		
No	Behind	Laptime	No	Behind	Laptime	No	Behind	Laptime	No	Behind	Laptime	No	Behind	Laptime
80		2:45.659	80		2:45.553	80		2:44.868	80		2:44.027	80		2:43.153
91	3 LAPS	2:45.223	91	3 LAPS	2:44.523	91	3 LAPS	2:43.164	91	3 LAPS	2:44.667	99	6 LAPS	2:57.119
56	5 LAPS	2:57.817	56	5 LAPS	2:56.189	33	9 LAPS	3:12.247	9	8 LAPS	3:09.228	91	3 LAPS	2:42.599
34	5 LAPS	3:53.848	55	5 LAPS	3:06.353	5	6 LAPS	3:04.385	65	6 LAPS	3:01.295	65	6 LAPS	3:03.137
55	5 LAPS	6:24.398P	28	5 LAPS	3:07.427	84	6 LAPS	3:29.582	5	6 LAPS	3:06.670	36	4 LAPS	3:35.203
28	5 LAPS	3:07.335	26	2 LAPS	3:11.124	56	5 LAPS	2:56.580	33	9 LAPS	3:11.055	34	6 LAPS	3:51.721
26	2 LAPS	3:14.603	71	4 LAPS	2:58.908	55	5 LAPS	3:02.130	84	6 LAPS	3:09.422	9	8 LAPS	3:30.623
58	7 LAPS	3:15.628	34	5 LAPS	3:50.392	28	5 LAPS	3:07.129	56	5 LAPS	2:57.442	56	5 LAPS	2:56.928
47	7 LAPS	3:08.048	25	4 LAPS	2:59.199	71	4 LAPS	2:58.734	55	5 LAPS	2:58.411	5	6 LAPS	3:07.191
71	4 LAPS	2:56.112	1	10 LAPS	2:59.950	25	4 LAPS	2:58.696	25	4 LAPS	2:55.693	33	9 LAPS	3:13.249
25	4 LAPS	2:55.071	47	7 LAPS	3:14.007	26	2 LAPS	3:07.576	71	4 LAPS	2:57.224	84	6 LAPS	3:10.181
1	10 LAPS	3:07.534	58	7 LAPS	3:18.739	1	10 LAPS	2:57.761	28	5 LAPS	3:06.442	55	5 LAPS	2:58.786
72	5 LAPS	3:00.112	72	5 LAPS	3:00.440	47	7 LAPS	3:07.998	1	10 LAPS	2:58.675	25	4 LAPS	2:52.696
36	3 LAPS	3:07.696	61	3 LAPS	2:49.579	72	5 LAPS	3:00.643	26	2 LAPS	3:06.706	71	4 LAPS	2:56.633
9	7 LAPS	3:22.074	36	3 LAPS	3:06.054	58	7 LAPS	3:14.316	72	5 LAPS	3:03.207	1	10 LAPS	2:58.193
99	5 LAPS	3:00.171	99	5 LAPS	3:04.398	61	3 LAPS	2:51.367	47	7 LAPS	3:08.599	28	5 LAPS	3:02.474
61	3 LAPS	2:52.575	8	3 LAPS	2:57.211	34	5 LAPS	3:47.427	61	3 LAPS	2:49.072	61	3 LAPS	2:51.459
8	3 LAPS	2:55.164	9	7 LAPS	3:12.985	8	3 LAPS	2:53.457	75	1 LAP	2:44.644	26	2 LAPS	3:10.104
84	5 LAPS	3:10.954	75	1 LAP	2:42.678	75	1 LAP	2:42.773	58	7 LAPS	3:13.141	75	1 LAP	2:43.031
65	5 LAPS	3:04.924	65	5 LAPS	3:06.971	99	5 LAPS	2:59.400	8	3 LAPS	2:56.154	72	5 LAPS	3:01.338
33	8 LAPS	3:06.451				36	3 LAPS	3:09.452						
75	1 LAP	2:44.972												
5	5 LAPS	3:06.922												

Weather/Track: Rain/Wet

www.mstworld.com

Page 8 of 13

Snetterton 300
Circuit Length = 2.9689 miles.
Start: 14:00 End: 17:01

Printed - 17:06 Saturday, 13 June 2015

Autosport 3 Hour Race

RACE 3 - LAP CHART - Snetterton - 13/14 June 2015

(contd.)

Lap 41			Lap 42			Lap 43			Lap 44			Lap 45		
No	Behind	Laptime	No	Behind	Laptime	No	Behind	Laptime	No	Behind	Laptime	No	Behind	Laptime
80		2:41.809	80		2:42.345	80		2:41.801	80		2:42.270	80		2:43.852
47	8 LAPS	3:06.528	91	3 LAPS	2:45.229	1	11 LAPS	2:55.884	71	5 LAPS	2:57.066	55	6 LAPS	2:57.762
91	3 LAPS	2:46.311	72	6 LAPS	3:01.458	61	4 LAPS	2:49.761	61	4 LAPS	2:50.282	25	5 LAPS	2:53.255
8	4 LAPS	2:55.630	26	3 LAPS	3:08.620	91	3 LAPS	2:43.367	91	3 LAPS	2:41.599	36	6 LAPS	6:42.724P
99	6 LAPS	2:59.205	8	4 LAPS	2:51.761	34	7 LAPS	3:47.936	1	11 LAPS	2:58.122	91	3 LAPS	2:45.427
58	8 LAPS	3:16.507	47	8 LAPS	3:07.774	72	6 LAPS	3:01.540	8	4 LAPS	2:54.982	71	5 LAPS	2:56.517
65	6 LAPS	3:01.110	99	6 LAPS	2:57.572	8	4 LAPS	2:54.614	72	6 LAPS	3:04.330	61	4 LAPS	2:50.237
36	4 LAPS	3:08.910	65	6 LAPS	3:01.993	26	3 LAPS	3:09.444	26	3 LAPS	3:09.034	84	7 LAPS	3:11.782
5	6 LAPS	3:05.716	36	4 LAPS	3:10.908	99	6 LAPS	2:59.540	99	6 LAPS	2:59.563	1	11 LAPS	2:58.154
9	8 LAPS	3:15.290	5	6 LAPS	3:02.986	47	8 LAPS	3:08.826	28	7 LAPS	6:41.141P	33	11 LAPS	6:34.762P
84	6 LAPS	3:12.367	84	6 LAPS	3:10.135	65	6 LAPS	3:04.371	47	8 LAPS	3:08.209	8	4 LAPS	2:53.537
33	9 LAPS	3:25.043	9	8 LAPS	3:31.416	58	9 LAPS	6:45.699P	34	7 LAPS	3:47.937	9	10 LAPS	6:51.386P
34	6 LAPS	3:48.355	55	5 LAPS	2:59.045	5	6 LAPS	3:03.198	65	6 LAPS	3:15.312	72	6 LAPS	3:00.298
55	5 LAPS	3:01.134	25	4 LAPS	2:55.144	84	6 LAPS	3:07.342	5	6 LAPS	3:06.471	99	6 LAPS	2:58.806
25	4 LAPS	2:52.983	33	9 LAPS	3:13.663	55	5 LAPS	2:56.899	58	9 LAPS	3:26.173	26	3 LAPS	3:10.422
71	4 LAPS	2:55.168	71	4 LAPS	2:55.316	75	1 LAP	2:45.501	75	1 LAP	2:43.017	47	8 LAPS	3:11.903
1	10 LAPS	2:57.261	75	1 LAP	2:43.218	25	4 LAPS	3:00.738				28	7 LAPS	3:35.452
75	1 LAP	2:44.466										65	6 LAPS	3:05.392
61	3 LAPS	2:50.408										75	1 LAP	2:41.817
28	5 LAPS	3:04.949												

Weather/Track: Rain/Wet

www.mstworld.com

Page 9 of 13

Snetterton 300
Circuit Length = 2.9689 miles.
Start: 14:00 End: 17:01

Printed - 17:06 Saturday, 13 June 2015

Autosport 3 Hour Race

RACE 3 - LAP CHART - Snetterton - 13/14 June 2015

(contd.)

Lap 46			Lap 47			Lap 48			Lap 49			Lap 50		
No	Behind	Laptime	No	Behind	Laptime	No	Behind	Laptime	No	Behind	Laptime	No	Behind	Laptime
80		2:43.060	80		6:02.902P	80		2:51.026	80		2:45.931	80		6:03.017P
5	7 LAPS	3:06.400	55	5 LAPS	2:52.230	55	5 LAPS	2:50.466	33	11 LAPS	3:23.962	58	9 LAPS	3:24.160
91	3 LAPS	2:45.741	25	4 LAPS	2:53.149	36	5 LAPS	2:50.320	47	8 LAPS	3:11.344	26	3 LAPS	3:00.682
55	6 LAPS	2:54.999	36	5 LAPS	2:49.787	61	3 LAPS	2:49.525	55	5 LAPS	2:51.980	47	7 LAPS	3:06.591
25	5 LAPS	2:55.578	61	3 LAPS	2:51.036	25	4 LAPS	2:54.934	36	5 LAPS	2:48.806	25	4 LAPS	6:23.876P
61	4 LAPS	2:49.699	71	4 LAPS	2:59.103	28	7 LAPS	3:11.433	25	4 LAPS	2:52.500	71	3 LAPS	3:02.092
36	6 LAPS	2:56.562	34	8 LAPS	3:17.325	71	4 LAPS	2:56.408	72	7 LAPS	7:11.480P	72	6 LAPS	3:07.403
71	5 LAPS	3:00.661	5	6 LAPS	3:10.732	34	8 LAPS	3:00.834	65	6 LAPS	3:07.588	33	10 LAPS	3:22.179
84	7 LAPS	3:07.967	1	10 LAPS	2:59.597	1	10 LAPS	2:56.751	28	7 LAPS	3:07.291	28	6 LAPS	3:10.500
1	11 LAPS	2:58.234	84	6 LAPS	3:06.174	84	6 LAPS	3:03.277	71	4 LAPS	2:57.076	65	6 LAPS	6:34.094P
58	10 LAPS	3:45.919	9	9 LAPS	3:01.377	8	4 LAPS	6:20.780P	34	8 LAPS	3:02.429	34	7 LAPS	3:02.067
8	4 LAPS	2:54.428	58	9 LAPS	3:24.525	9	9 LAPS	3:05.164	1	10 LAPS	2:58.590	1	9 LAPS	3:01.000
9	10 LAPS	3:11.183	99	5 LAPS	2:59.185	5	6 LAPS	4:09.630P	84	6 LAPS	3:03.516	61	3 LAPS	3:25.496
33	11 LAPS	3:24.774	33	10 LAPS	3:23.103	99	5 LAPS	2:59.220	8	4 LAPS	3:01.999	8	3 LAPS	2:53.274
72	6 LAPS	3:15.347	26	2 LAPS	3:09.180	58	9 LAPS	3:26.004	9	9 LAPS	3:02.262	84	5 LAPS	3:06.516
99	6 LAPS	3:01.499	91	1 LAP	2:44.088	91	1 LAP	2:43.643	99	5 LAPS	2:58.228	91	1:34.894	2:41.031
26	3 LAPS	3:10.357	47	7 LAPS	3:09.891	75	1 LAP	6:03.825P	5	6 LAPS	3:07.122	99	4 LAPS	3:01.805
47	8 LAPS	3:08.756	65	5 LAPS	3:01.732				91	1 LAP	2:42.334	5	5 LAPS	2:55.071
75	1 LAP	2:42.824							75	1 LAP	2:59.895	9	8 LAPS	3:06.497
28	7 LAPS	3:16.387							58	9 LAPS	3:23.421	75	2:20.334	2:49.833
65	6 LAPS	3:02.070							36	4 LAPS	2:49.658	36	3 LAPS	2:47.102
91	2 LAPS	2:44.526							55	4 LAPS	2:54.106	55	3 LAPS	2:51.783
34	8 LAPS	7:10.777P							26	3 LAPS	6:31.778P			
55	5 LAPS	2:52.575							47	7 LAPS	3:13.066			
25	4 LAPS	2:53.036							33	10 LAPS	3:23.085			
5	6 LAPS	3:07.665							72	6 LAPS	3:16.567			
36	5 LAPS	2:51.703							71	3 LAPS	2:58.774			
61	3 LAPS	2:54.389							28	6 LAPS	3:09.777			
71	4 LAPS	2:53.627							61	3 LAPS	6:22.414P			
1	10 LAPS	2:59.274							34	7 LAPS	3:03.129			
84	6 LAPS	3:07.480							1	9 LAPS	2:57.765			
8	3 LAPS	2:53.683							84	5 LAPS	3:05.425			
58	9 LAPS	3:21.149							8	3 LAPS	2:53.325			
9	9 LAPS	3:03.824							91	4:56.880	2:42.696			
72	5 LAPS	3:03.799							99	4 LAPS	3:02.263			
99	5 LAPS	3:03.507							9	8 LAPS	3:08.561			
33	10 LAPS	3:22.080							5	5 LAPS	3:11.383			
26	2 LAPS	3:09.068							75	5:33.518	2:51.156			
75	5:18.501	2:42.562							36	3 LAPS	2:48.190			
47	7 LAPS	3:09.184							55	3 LAPS	2:51.138			
91	1 LAP	2:43.789												
65	5 LAPS	3:01.266												
28	6 LAPS	3:11.795												

Weather/Track: Rain/Wet

www.mstworld.com

Page 10 of 13

Snetterton 300
Circuit Length = 2.9689 miles.
Start: 14:00 End: 17:01

Printed - 17:06 Saturday, 13 June 2015

Autosport 3 Hour Race

RACE 3 - LAP CHART - Snetterton - 13/14 June 2015

(contd.)

Lap 51			Lap 52			Lap 53			Lap 54			Lap 55		
No	Behind	Laptime	No	Behind	Laptime	No	Behind	Laptime	No	Behind	Laptime	No	Behind	Laptime
80		2:48.678	80		2:42.894	80		2:43.199	80		2:46.427	80		2:47.119
26	3 LAPS	2:50.624	55	4 LAPS	2:52.094	9	9 LAPS	3:01.762	55	4 LAPS	2:51.433	84	7 LAPS	6:24.373P
58	9 LAPS	3:18.985	26	3 LAPS	2:49.014	55	4 LAPS	2:50.828	9	9 LAPS	3:02.084	55	4 LAPS	2:53.410
47	7 LAPS	3:06.358	47	7 LAPS	3:10.044	26	3 LAPS	2:47.834	26	3 LAPS	2:47.457	26	3 LAPS	2:47.637
71	3 LAPS	2:58.421	25	4 LAPS	3:02.507	99	6 LAPS	6:38.528P	99	6 LAPS	3:14.131	33	11 LAPS	3:27.655
72	6 LAPS	3:04.863	72	6 LAPS	3:06.744	47	7 LAPS	3:07.028	25	4 LAPS	3:01.840	75	1 LAP	3:27.782P
25	4 LAPS	3:10.164	58	9 LAPS	3:25.906	25	4 LAPS	2:59.752	47	7 LAPS	3:08.434	9	9 LAPS	3:01.345
28	6 LAPS	3:08.271	34	7 LAPS	3:02.290	72	6 LAPS	3:06.255	8	3 LAPS	2:53.115	99	6 LAPS	3:06.643
34	7 LAPS	3:03.220	1	9 LAPS	2:58.010	71	4 LAPS	6:26.129P	72	6 LAPS	3:05.313	8	3 LAPS	2:50.063
1	9 LAPS	3:06.009	28	6 LAPS	3:08.707	34	7 LAPS	3:06.976	34	7 LAPS	3:00.519	25	4 LAPS	3:01.368
65	6 LAPS	3:13.693	65	6 LAPS	3:02.686	8	3 LAPS	2:54.584	71	4 LAPS	3:06.856	47	7 LAPS	3:06.538
33	10 LAPS	3:22.530	8	3 LAPS	2:53.036	65	6 LAPS	3:03.621	65	6 LAPS	3:01.223	72	6 LAPS	3:01.141
61	3 LAPS	3:04.885	61	3 LAPS	3:03.282	28	6 LAPS	3:09.925	1	10 LAPS	6:15.810P	71	4 LAPS	2:57.409
8	3 LAPS	2:51.138	33	10 LAPS	3:19.715	61	3 LAPS	3:01.807	61	3 LAPS	3:02.515	34	7 LAPS	2:59.179
84	5 LAPS	3:05.640	84	5 LAPS	3:02.449	58	9 LAPS	3:26.124	28	6 LAPS	3:10.193	65	6 LAPS	2:58.570
5	5 LAPS	2:51.835	91	1 LAP	6:08.089P	91	1 LAP	2:57.952	91	1 LAP	2:49.167	61	3 LAPS	2:57.458
75	2:23.910	2:52.254	5	5 LAPS	2:50.429	5	5 LAPS	2:51.691	58	9 LAPS	3:16.794	91	1 LAP	2:47.108
9	8 LAPS	3:04.826	75	2:31.962	2:50.946	33	10 LAPS	3:19.848	5	5 LAPS	2:53.173	1	10 LAPS	3:06.520
36	3 LAPS	2:47.011	36	3 LAPS	2:48.927	75	2:37.559	2:48.796	36	3 LAPS	2:47.193	5	5 LAPS	2:49.209
						36	3 LAPS	2:49.583				36	3 LAPS	2:46.786
												28	6 LAPS	3:07.341

Weather/Track: Rain/Wet

www.mstworld.com

Page 11 of 13

Snetterton 300
Circuit Length = 2.9689 miles.
Start: 14:00 End: 17:01

Printed - 17:06 Saturday, 13 June 2015

Autosport 3 Hour Race

RACE 3 - LAP CHART - Snetterton - 13/14 June 2015

(contd.)

Lap 56			Lap 57			Lap 58			Lap 59			Lap 60		
No	Behind	Laptime	No	Behind	Laptime	No	Behind	Laptime	No	Behind	Laptime	No	Behind	Laptime
80		2:48.559	80		2:51.229	80		2:49.735	80		2:53.194	80		2:52.806
58	10 LAPS	3:18.262	28	7 LAPS	3:05.300	1	11 LAPS	2:59.380	65	7 LAPS	2:59.375	26	3 LAPS	2:49.094
55	4 LAPS	2:50.765	26	3 LAPS	2:46.949	34	8 LAPS	3:00.344	61	4 LAPS	3:00.235	72	7 LAPS	3:03.126
26	3 LAPS	2:47.470	55	4 LAPS	2:50.750	26	3 LAPS	2:47.239	26	3 LAPS	2:48.331	65	7 LAPS	2:59.253
75	1 LAP	2:52.756	75	1 LAP	2:47.511	55	4 LAPS	2:51.430	1	11 LAPS	3:01.286	61	4 LAPS	2:57.090
84	7 LAPS	3:11.917	58	10 LAPS	3:18.329	28	7 LAPS	3:07.945	47	8 LAPS	3:07.893	1	11 LAPS	2:56.792
9	9 LAPS	3:00.554	9	9 LAPS	2:59.422	75	1 LAP	2:49.571	34	8 LAPS	3:00.823	55	4 LAPS	2:51.263
33	11 LAPS	3:18.324	84	7 LAPS	3:03.810	9	9 LAPS	3:01.420	55	4 LAPS	2:51.261	34	8 LAPS	3:03.153
99	6 LAPS	3:06.181	33	11 LAPS	3:14.053	84	7 LAPS	3:01.881	75	1 LAP	2:50.866	75	1 LAP	2:50.309
8	3 LAPS	2:49.664	99	6 LAPS	3:05.651	58	10 LAPS	3:14.589	28	7 LAPS	3:05.956	47	8 LAPS	3:07.474
25	4 LAPS	2:58.590	8	3 LAPS	2:48.672	33	11 LAPS	3:15.442	9	9 LAPS	3:00.183	28	7 LAPS	3:04.880
71	4 LAPS	3:01.599	25	4 LAPS	2:57.558	8	3 LAPS	2:50.169	84	7 LAPS	3:01.146	9	9 LAPS	3:00.598
47	7 LAPS	3:06.923	91	1 LAP	2:52.545	99	6 LAPS	3:05.455	58	10 LAPS	3:13.004	84	7 LAPS	3:01.419
72	6 LAPS	3:04.023	71	4 LAPS	2:58.758	25	4 LAPS	2:57.892	8	3 LAPS	2:48.270	58	10 LAPS	3:12.680
91	1 LAP	2:50.938	36	3 LAPS	2:50.440	91	1 LAP	2:45.951	33	11 LAPS	3:17.665	8	3 LAPS	2:49.715
65	6 LAPS	2:59.421	72	6 LAPS	3:02.243	36	3 LAPS	2:47.757	99	6 LAPS	3:06.288	91	1 LAP	2:48.280
61	3 LAPS	2:57.926	5	5 LAPS	2:52.614	5	5 LAPS	2:49.459	91	1 LAP	2:47.796	36	3 LAPS	2:47.207
36	3 LAPS	2:46.788	65	6 LAPS	3:04.256	71	4 LAPS	2:59.430	36	3 LAPS	2:47.565	99	6 LAPS	3:07.074
5	5 LAPS	2:52.079	47	7 LAPS	3:10.253	72	6 LAPS	2:59.892	25	4 LAPS	3:01.143	5	5 LAPS	2:53.208
1	10 LAPS	2:59.482	61	3 LAPS	3:04.775				5	5 LAPS	2:47.468	25	4 LAPS	2:56.861
34	7 LAPS	3:19.444							71	4 LAPS	2:59.894	33	11 LAPS	3:27.813

Weather/Track: Rain/Wet

www.mstworld.com

Page 12 of 13

Snetterton 300
Circuit Length = 2.9689 miles.
Start: 14:00 End: 17:01

Printed - 17:06 Saturday, 13 June 2015

Autosport 3 Hour Race

RACE 3 - LAP CHART - Snetterton - 13/14 June 2015

(contd.)

Lap 61			Lap 62			Lap 63			Lap 64			Lap 65		
No	Behind	Laptime	No	Behind	Laptime	No	Behind	Laptime	No	Behind	Laptime	No	Behind	Laptime
80		2:47.808	80		2:50.913									
26	3 LAPS	2:46.868	26	3 LAPS	2:46.851									
71	5 LAPS	3:01.261	71	5 LAPS	3:00.324									
72	7 LAPS	3:01.259	55	4 LAPS	2:53.629									
61	4 LAPS	2:59.720	75	1 LAP	2:49.030									
55	4 LAPS	2:50.676	33	12 LAPS	3:24.808									
1	11 LAPS	2:55.578	61	4 LAPS	3:00.110									
75	1 LAP	2:51.114	1	11 LAPS	3:00.104									
34	8 LAPS	3:02.348	72	7 LAPS	3:05.257									
47	8 LAPS	3:08.128	34	8 LAPS	3:03.285									
65	7 LAPS	3:27.427	65	7 LAPS	3:02.791									
28	7 LAPS	3:05.520	47	8 LAPS	3:10.441									
9	9 LAPS	3:03.293	28	7 LAPS	3:06.465									
84	7 LAPS	3:02.058	9	9 LAPS	3:02.053									
8	3 LAPS	2:48.590	8	3 LAPS	2:48.498									
58	10 LAPS	3:16.889	84	7 LAPS	3:06.213									
91	1 LAP	2:48.261	91	1 LAP	2:49.779									
5	5 LAPS	2:53.192	58	10 LAPS	3:15.451									
36	3 LAPS	3:07.882	36	3 LAPS	2:49.905									
99	6 LAPS	3:07.143	5	5 LAPS	3:00.372									
25	4 LAPS	2:58.966	99	6 LAPS	3:04.865									
			25	4 LAPS	3:23.677									

Weather/Track: Rain/Wet

www.mstworld.com

Page 13 of 13

Snetterton 300
Circuit Length = 2.9689 miles.
Start: 14:00 End: 17:01

Printed - 17:06 Saturday, 13 June 2015

Autosport 3 Hour Race

BULLETIN AT 1 HOUR - Snetterton - 13/14 June 2015

POS	NO	CL	DRIVER	CAR	TIME	LAPS	GAP	MPH	BEST
1	80	GT4	O'Connell	Jaguar E-Type	1:02:51.057	22		62.35	2:42.276
2	26	GT2	Davison/Morris	Lotus Elan 26R	1:04:00.971	22	1:09.914	61.21	2:45.417
3	36	GT2	Newall/Garside	Lotus Elan GTS	1:03:42.335	21	1 LAP	58.72	2:52.785
4	91	GT4	Thomas/Greensall	Jaguar E-type	1:04:02.134	21	1 LAP	58.41	2:48.599
5	75	INV	Voyazides/Hadfield	Shelby Daytona Cobra	1:05:29.593	21	1 LAP	57.11	2:48.262
6	34	GT2	Lambert/Lambert	MG B	1:03:55.789	20	2 LAPS	55.72	3:03.247
7	8	SP2	Wood/McCaig	Lister Jaguar	1:04:57.813	20	2 LAPS	54.84	2:54.486
8	55	GT3	Ingram/Chiles Snr/Chiles Jnr	Austin Healey 3000	1:05:00.896	20	2 LAPS	54.79	2:57.994
9	65	GT2	Thompson/Allison/Hales	Marcos 1800	1:02:30.468	19	3 LAPS	54.14	3:11.545
10	84	GT4	Gomm/Keith-Lucas	Jaguar E-type	1:02:37.581	19	3 LAPS	54.04	3:06.308
11	71	GT3	Ross-Jones/Hales	Triumph TR4	1:03:22.773	19	3 LAPS	53.40	3:02.522
12	25	GT3	Burton/Newall	Jaguar E-type	1:03:29.306	19	3 LAPS	53.31	2:57.614
13	61	GT3	Orebi Gann/Lockie	Morgan Plus 4 SLR	1:03:41.046	19	3 LAPS	53.14	2:57.590
14	9	GT2	Goff/Goff	Lotus Elan	1:04:16.201	19	3 LAPS	52.66	3:06.271
15	28	GT2	Drinkall/Worthington/Midgley	Lotus Elan	1:04:19.068	19	3 LAPS	52.62	2:59.450
16	72	GT4	Sleep/Wykeham	Shelby Mustang GT350	59:14.013	18	4 LAPS	54.13	3:07.405
17	58	GT1	Wright/Clark/Fulljames	Porsche 356	1:01:26.875	18	4 LAPS	52.18	3:10.383
18	56	GT3	Smithies/Clarkson	Austin Healey 3000	1:02:36.772	18	4 LAPS	51.21	3:00.020
19	5	GT4	Bergs/Denty	Jaguar E-type	1:02:51.189	18	4 LAPS	51.01	3:04.787
20	99	GT4	Scholey/Finburgh	Jaguar XK 120	1:04:19.677	18	4 LAPS	49.84	3:06.258
21	38	GT2	Singer/Singer	MGB	1:01:26.717	17	5 LAPS	49.28	3:10.216
22	47	GT2	Bourne/Paul	TVR Grantura Mk3	1:04:35.046	17	5 LAPS	46.88	2:57.703
23	33	GT2	Phillips/Phillips/Phillips	MG B	1:05:39.103	16	6 LAPS	43.41	3:30.153
24	1	GT3	Pangborn/Welch/Greensall	Austin Healey 3000	1:03:48.284	14	8 LAPS	39.08	3:07.833
25	27	GT2	Fisken/Eyears/Twyman	Lotus Elan	37:23.245	12	10 LAPS	57.17	2:57.454
26	48	GT2	Bull/Ward	TVR Grantura Mk3	33:05.191	11	11 LAPS	59.22	2:56.571
27	30	GT2	Halstead/McPherson	Lotus Elan S2	44:16.747	11	11 LAPS	44.25	2:56.688

FASTEST LAP

80	GT4	O'Connell	Jaguar E-Type	2:42.276	3	65.86mph	105.99kph
26	GT2	Davison/Morris	Lotus Elan 26R	2:45.417	3	64.61mph	103.98kph
75	INV	Voyazides/Hadfield	Shelby Daytona Cobra	2:48.262	2	63.52mph	102.22kph
8	SP2	Wood/McCaig	Lister Jaguar	2:54.486	3	61.25mph	98.57kph
61	GT3	Orebi Gann/Lockie	Morgan Plus 4 SLR	2:57.590	2	60.18mph	96.85kph
58	GT1	Wright/Clark/Fulljames	Porsche 356	3:10.383	2	56.14mph	90.34kph

Weather/Track: Rain Wet
 These results are provisional until the conclusion of any judicial and technical matters.
www.mstworld.com

Snetterton 300
 Circuit Length = 2.9689 miles.
 Start: 14:00

Printed - 15:07 Saturday, 13 June 2015

Autosport 3 Hour Race

BULLETIN AT 2 HOURS - Snetterton - 13/14 June 2015

POS	NO	CL	DRIVER	CAR	TIME	LAPS	GAP	MPH	BEST
1	80	GT4	O'Connell	Jaguar E-Type	2:01:25.975	43		63.07	2:41.801
2	75	INV	Voyazides/Hadfield	Shelby Daytona Cobra	2:04:03.438	42	1 LAP	60.30	2:42.678
3	91	GT4	Thomas/Greensall	Jaguar E-type	2:01:38.053	40	3 LAPS	58.58	2:42.599
4	26	GT2	Davison/Morris	Lotus Elan 26R	2:02:06.782	40	3 LAPS	58.35	2:45.417
5	61	GT3	Orebi Gann/Lockie	Morgan Plus 4 SLR	2:01:28.888	39	4 LAPS	57.18	2:49.072
6	8	SP2	Wood/McCaig	Lister Jaguar	2:01:59.259	39	4 LAPS	56.95	2:51.761
7	25	GT3	Burton/Newall	Jaguar E-type	2:04:06.320	39	4 LAPS	55.97	2:52.696
8	36	GT2	Newall/Garside	Lotus Elan GTS	2:00:21.741	38	5 LAPS	56.23	2:52.785
9	71	GT3	Ross-Jones/Hales	Triumph TR4	2:01:12.034	38	5 LAPS	55.85	2:55.168
10	55	GT3	Ingram/Chiles Snr/Chiles Jnr	Austin Healey 3000	2:04:01.450	38	5 LAPS	54.57	2:56.899
11	72	GT4	Sleep/Wykeham	Shelby Mustang GT350	2:01:56.866	37	6 LAPS	54.04	3:00.112
12	99	GT4	Scholey/Finburgh	Jaguar XK 120	2:02:17.482	37	6 LAPS	53.89	2:57.119
13	65	GT2	Thompson/Allison/Hales	Marcos 1800	2:03:01.157	37	6 LAPS	53.57	3:01.110
14	5	GT4	Bergs/Denty	Jaguar E-type	2:03:31.723	37	6 LAPS	53.35	2:50.667
15	84	GT4	Gomm/Keith-Lucas	Jaguar E-type	2:04:00.232	37	6 LAPS	53.15	3:03.872
16	28	GT2	Drinkall/Worthington/Midgley	Lotus Elan	1:58:40.613	36	7 LAPS	54.03	2:59.450
17	34	GT2	Lambert/Lambert	MG B	2:01:45.705	36	7 LAPS	52.66	3:02.307
18	56	GT3	Smithies/Clarkson	Austin Healey 3000	1:54:19.680	35	8 LAPS	54.53	2:56.189
19	47	GT2	Bourne/Paul	TVR Grantura Mk3	2:02:19.813	35	8 LAPS	50.96	2:57.703
20	9	GT2	Goff/Goff	Lotus Elan	2:00:57.996	34	9 LAPS	50.06	3:06.271
21	58	GT1	Wright/Clark/Fulljames	Porsche 356	2:03:13.132	34	9 LAPS	49.15	3:10.383
22	33	GT2	Phillips/Phillips/Phillips	MG B	2:01:07.834	33	10 LAPS	48.53	3:06.451
23	1	GT3	Pangborn/Welch/Greensall	Austin Healey 3000	2:01:26.127	32	11 LAPS	46.94	2:55.884
24	38	GT2	Singer/Singer	MG B	1:26:40.825	23	20 LAPS	47.26	3:10.216
25	27	GT2	Fisken/Eyears/Twyman	Lotus Elan	37:23.245	12	31 LAPS	57.17	2:57.454
26	48	GT2	Bull/Ward	TVR Grantura Mk3	33:05.191	11	32 LAPS	59.22	2:56.571
27	30	GT2	Halstead/McPherson	Lotus Elan S2	44:16.747	11	32 LAPS	44.25	2:56.688

FASTEST LAP

80	GT4	O'Connell	Jaguar E-Type	2:41.801	43	66.05mph	106.30kph
75	INV	Voyazides/Hadfield	Shelby Daytona Cobra	2:42.678	36	65.70mph	105.73kph
26	GT2	Davison/Morris	Lotus Elan 26R	2:45.417	3	64.61mph	103.98kph
61	GT3	Orebi Gann/Lockie	Morgan Plus 4 SLR	2:49.072	36	63.21mph	101.73kph
8	SP2	Wood/McCaig	Lister Jaguar	2:51.761	38	62.22mph	100.14kph
58	GT1	Wright/Clark/Fulljames	Porsche 356	3:10.383	2	56.14mph	90.34kph

Weather/Track: Rain Wet

These results are provisional until the conclusion of any judicial and technical matters.

www.mstworld.com

Snetterton 300

Circuit Length = 2.9689 miles.

Start: 14:00

Printed - 16:05 Saturday, 13 June 2015

Classic Clubmans

RACE 6 - QUALIFYING - Snetterton - 13/14 June 2015

POS	NO	CL	DRIVER	NAT	CAR	TIME	LAPS	GAP	MPH
1	1	A	Mark CHARTERIS		Mallock Mk20/21	2:17.599	7		77.67
2	18	A	Ray MALLOCK		Mallock Mk18	2:18.253	7	0.654	77.30
3	2	A	John HARRISON		Mallock Mk21	2:22.297	5	4.698	75.11
4	15	A	Robert MANSON		Mallock Mk21	2:26.522	6	8.923	72.94
5	17	A	Alan COOK		Mallock Mk20	2:32.535	6	14.936	70.06
6	55	B	Adam PATERSON		Mallock Mk18	2:33.847	6	16.248	69.47
7	54	B	Barry WEBB		Mallock Mk16BW	2:34.288	6	16.689	69.27
8	64	B	Rachel GREEN		Doris Sport	2:34.573	6	16.974	69.14
9	50	B	Clive WOOD		Mallock Mk20B	2:35.065	6	17.466	68.92
10	68	B	David FACER		Mallock Mk18BW	2:36.701	6	19.102	68.20
11	66	B	Adam WHEELER		Mallock Mk16	2:41.311	5	23.712	66.25
12	51	B	Philip HART		Mallock Mk16	2:42.004	6	24.405	65.97
13	60	B	Trish HUNTER		Mallock Mk16	2:43.239	6	25.640	65.47
14	47	B	Mike SALES		Phantom P79	2:45.342	5	27.743	64.64
15	88	A	Peter CARTER		Phantom P79	2:47.959	5	30.360	63.63
16	56	B	Stephen LITTLER		Mallock Mk18B	2:51.845	4	34.246	62.19
17	69	B	Alan DAVENPORT		Mallock Mk18	8:46.280	1	6:28.681	20.30

Car 69 completed 1 lap only.

Weather/Track: Cloud/Wet

These results are provisional until the conclusion of any judicial and technical matters.

Snetterton 300

Circuit Length = 2.9689 miles.

Start: 12:55 End: 13:10

Clerk of the Course:

Timekeeper:

Classic Clubmans

RACE 6 - QUALIFYING LAP ANALYSIS - Snetterton - 13/14 June 2015

1	Mark CHARTERIS	Mallock Mk20/21
1 - 8:08.955	6 - 2:21.377	
2 - 2:21.261	7 - 2:17.599	
3 - 2:20.462		
4 - 2:19.328		
5 - 2:20.905		
2	John HARRISON	Mallock Mk21
1 - 8:36.239		
2 - 2:23.859		
3 - 2:22.297		
4 - 2:24.263		
5 - 5:17.386P		
15	Robert MANSON	Mallock Mk21
1 - 8:45.954	6 - 2:30.376	
2 - 2:27.476		
3 - 2:26.522		
4 - 2:27.767		
5 - 2:26.920		
17	Alan COOK	Mallock Mk20
1 - 9:05.708	6 - 2:40.584	
2 - 2:37.858		
3 - 2:34.410		
4 - 2:32.535		
5 - 2:34.309		
18	Ray MALLOCK	Mallock Mk18
1 - 8:24.719	6 - 2:18.253	
2 - 2:18.836	7 - 2:24.839	
3 - 2:19.434		
4 - 2:19.091		
5 - 2:21.804		
47	Mike SALES	Phantom P79
1 - 8:45.054		
2 - 2:49.312		
3 - 2:47.250		
4 - 2:45.342		
5 - 2:46.659		

Car 69 completed 1 lap only.
Weather/Track: Cloud/Wet

Classic Clubmans

RACE 6 - QUALIFYING LAP ANALYSIS - Snetterton - 13/14 June 2015

(contd.)

50	Clive WOOD	Mallock Mk20B
1 - 9:17.765	6 - 2:35.715	
2 - 2:41.799		
3 - 2:43.257		
4 - 2:35.065		
5 - 2:36.557		
51	Philip HART	Mallock Mk16
1 - 8:33.059	6 - 2:52.014	
2 - 2:44.212		
3 - 2:49.266		
4 - 2:42.004		
5 - 3:06.544		
54	Barry WEBB	Mallock Mk16BW
1 - 8:58.526	6 - 2:36.079	
2 - 2:41.362		
3 - 2:34.487		
4 - 2:34.288		
5 - 2:35.030		
55	Adam PATERSON	Mallock Mk18
1 - 9:12.343	6 - 2:36.872	
2 - 2:48.624		
3 - 2:36.977		
4 - 2:33.847		
5 - 2:37.037		
56	Stephen LITTLER	Mallock Mk18B
1 - 8:57.169		
2 - 3:04.004		
3 - 2:54.594		
4 - 2:51.845		
60	Trish HUNTER	Mallock Mk16
1 - 9:09.682	6 - 2:45.904	
2 - 2:54.592		
3 - 2:47.481		
4 - 2:45.671		
5 - 2:43.239		

Car 69 completed 1 lap only.
Weather/Track: Cloud/Wet

Classic Clubmans

RACE 6 - QUALIFYING LAP ANALYSIS - Snetterton - 13/14 June 2015


(contd.)

64	Rachel GREEN	Doris Sport
1 - 8:37.865	6 - 2:34.573	
2 - 2:36.162		
3 - 2:36.911		
4 - 2:37.616		
5 - 2:36.023		
66	Adam WHEELER	Mallock Mk16
1 - 8:57.765		
2 - 3:13.511		
3 - 2:52.416		
4 - 2:48.365		
5 - 2:41.311		
68	David FACER	Mallock Mk18BW
1 - 8:52.481	6 - 2:38.076	
2 - 2:42.183		
3 - 2:39.043		
4 - 2:36.701		
5 - 2:39.325		
69	Alan DAVENPORT	Mallock Mk18
1 - 8:46.280		
88	Peter CARTER	Phantom P79
1 - 8:55.704		
2 - 3:12.817		
3 - 2:54.621		
4 - 2:47.959		
5 - 2:53.937		

Car 69 completed 1 lap only.
Weather/Track: Cloud/Wet

Classic Clubmans

RACE 6 - GRID - Snetterton - 13/14 June 2015

ROW 9	69	DAVENPORT		
ROW 8	88	CARTER	56	LITTLER
ROW 7	60	HUNTER	47	SALES
ROW 6	66	WHEELER	51	HART
ROW 5	50	WOOD	68	FACER
ROW 4	54	WEBB	64	GREEN
ROW 3	17	COOK	55	PATERSON
ROW 2	2	HARRISON	15	MANSON
ROW 1	1	CHARTERIS	18	MALLOCK
POLE				
				

Car 69 completed 1 lap only.

Weather/Track: Cloud/Wet

These results are provisional until the conclusion of any judicial and technical matters.

Snetterton 300

Circuit Length = 2.9689 miles.

Start: 12:55 End: 13:10

Clerk of the Course:

Timekeeper:

Classic Clubmans

RACE 6 - CLASSIFICATION - Snetterton - 13/14 June 2015

POS	NO	CL	DRIVER	NAT	CAR	TIME	LAPS	GAP	MPH	BEST
1	1	A	Mark CHARTERIS		Mallock Mk20/21	21:31.048	11		91.06	1:53.997
2	2	A	John HARRISON		Mallock Mk21	21:50.132	11	19.084	89.73	1:56.639
3	18	A	Ray MALLOCK		Mallock Mk18	21:54.087	11	23.039	89.46	1:56.630
4	17	A	Alan COOK		Mallock Mk20	22:40.743	11	1:09.695	86.40	1:59.909
5	15	A	Robert MANSON		Mallock Mk21	22:52.263	11	1:21.215	85.67	2:00.383
6	54	B	Barry WEBB		Mallock Mk16BW	21:53.452	10	1 LAP	81.37	2:07.042
7	55	B	Adam PATERSON		Mallock Mk18	21:53.830	10	1 LAP	81.35	2:08.605
8	50	B	Clive WOOD		Mallock Mk20B	22:05.234	10	1 LAP	80.65	2:08.984
9	68	B	David FACER		Mallock Mk18BW	22:35.147	10	1 LAP	78.87	2:12.180
10	64	B	Rachel GREEN		Doris Sport	22:42.020	10	1 LAP	78.47	2:13.444
11	60	B	Trish HUNTER		Mallock Mk16	23:22.320	10	1 LAP	76.21	2:17.075
12	47	B	Mike SALES		Phantom P79	23:41.995	10	1 LAP	75.16	2:18.812
13	56	B	Stephen LITTLER		Mallock Mk18B	21:40.585	9	2 LAPS	73.96	2:19.636
14	69	B	Alan DAVENPORT		Mallock Mk18	21:42.588	9	2 LAPS	73.84	2:20.313

NOT CLASSIFIED

51	B	Philip HART		Mallock Mk16	21:24.986	8	D.N.F.	66.54	2:17.385
88	A	Peter CARTER		Phantom P79	15:24.566	7	D.N.F.	80.92	2:07.991
66	B	Adam WHEELER		Mallock Mk16	7:07.860	3	D.N.F.	74.94	2:17.316

FASTEST LAP

1	A	Mark CHARTERIS		Mallock Mk20/21	1:53.997	8	93.75mph	150.88kph
54	B	Barry WEBB		Mallock Mk16BW	2:07.042	10	84.13mph	135.39kph

Weather/Track: Cloud/Drying

These results are provisional until the conclusion of any judicial and technical matters.

Snetterton 300

Circuit Length = 2.9689 miles.

Start: 11:24 End: 11:46

Clerk of the Course:

Timekeeper:

Classic Clubmans

RACE 6 - LAP ANALYSIS - Snetterton - 13/14 June 2015

1	Mark CHARTERIS	Mallock Mk20/21
1 - 2:05.820	6 - 1:57.254	11 - 1:57.349
2 - 1:57.906	7 - 1:55.149	
3 - 1:57.293	8 - 1:53.997	
4 - 1:56.099	9 - 1:56.291	
5 - 1:55.203	10 - 1:58.687	
2	John HARRISON	Mallock Mk21
1 - 2:10.557	6 - 1:58.196	11 - 1:56.707
2 - 2:00.514	7 - 1:56.639	
3 - 1:59.447	8 - 1:57.313	
4 - 1:57.920	9 - 1:58.240	
5 - 1:57.115	10 - 1:57.484	
15	Robert MANSON	Mallock Mk21
1 - 2:14.151	6 - 2:01.252	11 - 2:13.219
2 - 2:07.234	7 - 2:00.570	
3 - 2:05.872	8 - 2:01.868	
4 - 2:04.019	9 - 2:01.253	
5 - 2:02.442	10 - 2:00.383	
17	Alan COOK	Mallock Mk20
1 - 2:16.360	6 - 2:01.564	11 - 2:00.320
2 - 2:07.375	7 - 2:00.211	
3 - 2:05.098	8 - 2:02.893	
4 - 2:03.897	9 - 2:01.254	
5 - 2:01.862	10 - 1:59.909	
18	Ray MALLOCK	Mallock Mk18
1 - 2:07.952	6 - 2:00.360	11 - 1:58.449
2 - 1:59.988	7 - 1:58.922	
3 - 1:59.514	8 - 1:57.060	
4 - 1:59.635	9 - 1:57.256	
5 - 1:58.321	10 - 1:56.630	
47	Mike SALES	Phantom P79
1 - 2:34.826	6 - 2:19.910	
2 - 2:22.238	7 - 2:20.382	
3 - 2:22.843	8 - 2:19.281	
4 - 2:21.918	9 - 2:19.701	
5 - 2:22.084	10 - 2:18.812	

Weather/Track: Cloud/Drying

www.mstworld.com

Page 1 of 3

Snetterton 300
Circuit Length = 2.9689 miles.
Start: 11:24 End: 11:46
Printed - 11:50 Sunday, 14 June 2015

Classic Clubmans

RACE 6 - LAP ANALYSIS - Snetterton - 13/14 June 2015

(contd.)

50	Clive WOOD	Mallock Mk20B
1 - 2:27.808	6 - 2:10.345	
2 - 2:14.617	7 - 2:10.040	
3 - 2:13.222	8 - 2:09.856	
4 - 2:10.672	9 - 2:08.984	
5 - 2:09.766	10 - 2:09.924	
51	Philip HART	Mallock Mk16
1 - 2:32.836	6 - 2:37.969	
2 - 2:19.179	7 - 2:28.092	
3 - 2:18.726	8 - 4:25.642P	
4 - 2:17.385		
5 - 2:25.157		
54	Barry WEBB	Mallock Mk16BW
1 - 2:26.394	6 - 2:08.891	
2 - 2:15.777	7 - 2:07.914	
3 - 2:11.997	8 - 2:08.792	
4 - 2:10.240	9 - 2:07.479	
5 - 2:08.926	10 - 2:07.042	
55	Adam PATERSON	Mallock Mk18
1 - 2:23.342	6 - 2:09.683	
2 - 2:12.059	7 - 2:09.053	
3 - 2:10.094	8 - 2:09.362	
4 - 2:10.660	9 - 2:08.605	
5 - 2:11.788	10 - 2:09.184	
56	Stephen LITTLER	Mallock Mk18B
1 - 2:36.354	6 - 2:22.148	
2 - 2:24.743	7 - 2:24.507	
3 - 2:24.976	8 - 2:19.636	
4 - 2:23.142	9 - 2:21.692	
5 - 2:23.387		
60	Trish HUNTER	Mallock Mk16
1 - 2:31.789	6 - 2:17.204	
2 - 2:18.827	7 - 2:18.406	
3 - 2:18.388	8 - 2:23.653	
4 - 2:17.580	9 - 2:21.107	
5 - 2:17.075	10 - 2:18.291	

Weather/Track: Cloud/Drying

www.mstworld.com

Page 2 of 3

Snetterton 300
Circuit Length = 2.9689 miles.
Start: 11:24 End: 11:46

Printed - 11:50 Sunday, 14 June 2015

Classic Clubmans

RACE 6 - LAP ANALYSIS - Snetterton - 13/14 June 2015

(contd.)

64	Rachel GREEN	Doris Sport
1 - 2:25.074	6 - 2:13.444	
2 - 2:17.377	7 - 2:14.339	
3 - 2:16.801	8 - 2:14.841	
4 - 2:16.600	9 - 2:13.769	
5 - 2:15.478	10 - 2:14.297	
66	Adam WHEELER	Mallock Mk16
1 - 2:30.417		
2 - 2:17.316		
3 - 2:20.127		
68	David FACER	Mallock Mk18BW
1 - 2:29.648	6 - 2:12.787	
2 - 2:18.904	7 - 2:12.322	
3 - 2:16.826	8 - 2:12.411	
4 - 2:13.672	9 - 2:13.240	
5 - 2:12.180	10 - 2:13.157	
69	Alan DAVENPORT	Mallock Mk18
1 - 2:36.638	6 - 2:22.292	
2 - 2:27.031	7 - 2:24.299	
3 - 2:23.778	8 - 2:20.313	
4 - 2:22.044	9 - 2:22.528	
5 - 2:23.665		
88	Peter CARTER	Phantom P79
1 - 2:25.002	6 - 2:09.891	
2 - 2:11.608	7 - 2:07.991	
3 - 2:10.756		
4 - 2:10.021		
5 - 2:09.297		

Weather/Track: Cloud/Drying

www.mstworld.com

Page 3 of 3

Snetterton 300
Circuit Length = 2.9689 miles.
Start: 11:24 End: 11:46
Printed - 11:50 Sunday, 14 June 2015

Classic Clubmans

RACE 6 - LAP CHART - Snetterton - 13/14 June 2015

Lap 1			Lap 2			Lap 3			Lap 4			Lap 5		
No	Behind	Laptime	No	Behind	Laptime	No	Behind	Laptime	No	Behind	Laptime	No	Behind	Laptime
1		2:05.820	1		1:57.906	1		1:57.293	1		1:56.099	1		1:55.203
18	2.132	2:07.952	18	4.214	1:59.988	18	6.435	1:59.514	18	9.971	1:59.635	18	13.089	1:58.321
2	4.737	2:10.557	2	7.345	2:00.514	2	9.499	1:59.447	2	11.320	1:57.920	2	13.232	1:57.115
15	8.331	2:14.151	15	17.659	2:07.234	15	26.238	2:05.872	15	34.158	2:04.019	15	41.397	2:02.442
17	10.540	2:16.360	17	20.009	2:07.375	17	27.814	2:05.098	17	35.612	2:03.897	17	42.271	2:01.862
55	17.522	2:23.342	55	31.675	2:12.059	55	44.476	2:10.094	55	59.037	2:10.660	88	1:14.363	2:09.297
88	19.182	2:25.002	88	32.884	2:11.608	88	46.347	2:10.756	88	1:00.269	2:10.021	55	1:15.622	2:11.788
64	19.254	2:25.074	54	38.445	2:15.777	54	53.149	2:11.997	54	1:07.290	2:10.240	54	1:21.013	2:08.926
54	20.574	2:26.394	50	38.699	2:14.617	50	54.628	2:13.222	50	1:09.201	2:10.672	50	1:23.764	2:09.766
50	21.988	2:27.808	64	38.725	2:17.377	64	58.233	2:16.801	64	1:18.734	2:16.600	68	1:38.909	2:12.180
68	23.828	2:29.648	66	44.007	2:17.316	68	1:04.359	2:16.826	68	1:21.932	2:13.672	64	1:39.009	2:15.478
66	24.597	2:30.417	68	44.826	2:18.904	66	1:06.841	2:20.127	60	1:29.466	2:17.580	60	1:51.338	2:17.075
60	25.969	2:31.789	60	46.890	2:18.827	60	1:07.985	2:18.388	51	1:31.008	2:17.385			
51	27.016	2:32.836	51	48.289	2:19.179	51	1:09.722	2:18.726	47	1:44.707	2:21.918			
47	29.006	2:34.826	47	53.338	2:22.238	47	1:18.888	2:22.843	56	1:52.097	2:23.142			
56	30.534	2:36.354	56	57.371	2:24.743	56	1:25.054	2:24.976	69	1:52.373	2:22.044			
69	30.818	2:36.638	69	59.943	2:27.031	69	1:26.428	2:23.778						

Weather/Track: Cloud/Drying

www.mstworld.com

Page 1 of 3

Snetterton 300
Circuit Length = 2.9689 miles.
Start: 11:24 End: 11:46

Printed - 11:49 Sunday, 14 June 2015

Classic Clubmans

RACE 6 - LAP CHART - Snetterton - 13/14 June 2015

(contd.)

Lap 6			Lap 7			Lap 8			Lap 9			Lap 10		
No	Behind	Laptime	No	Behind	Laptime	No	Behind	Laptime	No	Behind	Laptime	No	Behind	Laptime
1		1:57.254	1		1:55.149	1		1:53.997	1		1:56.291	1		1:58.687
51	1 LAP	2:25.157	64	1 LAP	2:13.444	68	1 LAP	2:12.322	55	1 LAP	2:09.362	55	1 LAP	2:08.605
2	14.174	1:58.196	2	15.664	1:56.639	2	18.980	1:57.313	54	1 LAP	2:08.792	54	1 LAP	2:07.479
47	1 LAP	2:22.084	60	1 LAP	2:17.204	64	1 LAP	2:14.339	50	1 LAP	2:09.856	2	19.726	1:57.484
18	16.195	2:00.360	18	19.968	1:58.922	18	23.031	1:57.060	2	20.929	1:58.240	50	1 LAP	2:08.984
56	1 LAP	2:23.387	47	1 LAP	2:19.910	60	1 LAP	2:18.406	18	23.996	1:57.256	18	21.939	1:56.630
69	1 LAP	2:23.665	51	1 LAP	2:37.969	15	58.687	2:01.868	68	1 LAP	2:12.411	68	1 LAP	2:13.240
15	45.395	2:01.252	56	1 LAP	2:22.148	17	1:00.539	2:02.893	64	1 LAP	2:14.841	64	1 LAP	2:13.769
17	46.581	2:01.564	69	1 LAP	2:22.292	47	1 LAP	2:20.382	15	1:03.649	2:01.253	15	1:05.345	2:00.383
88	1:27.000	2:09.891	15	50.816	2:00.570	56	1 LAP	2:24.507	17	1:05.502	2:01.254	17	1:06.724	1:59.909
55	1:28.051	2:09.683	17	51.643	2:00.211	51	1 LAP	2:28.092	60	1 LAP	2:23.653	60	1 LAP	2:21.107
54	1:32.650	2:08.891	88	1:39.842	2:07.991	69	1 LAP	2:24.299	47	1 LAP	2:19.281	47	1 LAP	2:19.701
50	1:36.855	2:10.345	55	1:41.955	2:09.053				56	1 LAP	2:19.636	51	2 LAPS	4:25.642P
68	1:54.442	2:12.787	54	1:45.415	2:07.914				69	1 LAP	2:20.313			
			50	1:51.746	2:10.040									

Weather/Track: Cloud/Drying

www.mstworld.com

Page 2 of 3

Snetterton 300
Circuit Length = 2.9689 miles.
Start: 11:24 End: 11:46

Printed - 11:49 Sunday, 14 June 2015

Classic Clubmans

RACE 6 - LAP CHART - Snetterton - 13/14 June 2015

(contd.)

Lap 11			Lap 12			Lap 13			Lap 14			Lap 15		
No	Behind	Laptime	No	Behind	Laptime	No	Behind	Laptime	No	Behind	Laptime	No	Behind	Laptime
1		1:57.349												
56	2 LAPS	2:21.692												
69	2 LAPS	2:22.528												
2	19.084	1:56.707												
54	1 LAP	2:07.042												
55	1 LAP	2:09.184												
18	23.039	1:58.449												
50	1 LAP	2:09.924												
68	1 LAP	2:13.157												
17	1:09.695	2:00.320												
64	1 LAP	2:14.297												
15	1:21.215	2:13.219												
60	1 LAP	2:18.291												
47	1 LAP	2:18.812												

Weather/Track: Cloud/Drying

www.mstworld.com


Page 3 of 3

Snetterton 300
Circuit Length = 2.9689 miles.
Start: 11:24 End: 11:46

Printed - 11:49 Sunday, 14 June 2015

Classic Clubmans

RACE 12 - GRID - Snetterton - 13/14 June 2015

ROW 9	66	WHEELER		
ROW 8	51	HART	88	CARTER
ROW 7	56	LITTLER	69	DAVENPORT
ROW 6	60	HUNTER	47	SALES
ROW 5	68	FACER	64	GREEN
ROW 4	55	PATERSON	50	WOOD
ROW 3	15	MANSON	54	WEBB
ROW 2	18	MALLOCK	17	COOK
ROW 1	1	CHARTERIS	2	HARRISON
POLE				
				

Weather/Track: Cloud/Drying

These results are provisional until the conclusion of any judicial and technical matters.

Snetterton 300

Circuit Length = 2.9689 miles.

Start: 11:24 End: 11:46

Clerk of the Course:

Timekeeper:

Classic Clubmans

RACE 12 - CLASSIFICATION - Snetterton - 13/14 June 2015

POS	NO	CL	DRIVER	NAT	CAR	TIME	LAPS	GAP	MPH	BEST
1	2	A	John HARRISON		Mallock Mk21	21:35.154	11		90.77	1:55.564
2	1	A	Mark CHARTERIS		Mallock Mk20/21	21:35.733	11	0.579	90.73	1:55.279
3	18	A	Ray MALLOCK		Mallock Mk18	21:35.865	11	0.711	90.72	1:55.871
4	17	A	Alan COOK		Mallock Mk20	22:35.193	11	1:00.039	86.75	1:59.832
5	50	B	Clive WOOD		Mallock Mk20B	21:49.112	10	1 LAP	81.64	2:08.804
6	55	B	Adam PATERSON		Mallock Mk18	22:06.060	10	1 LAP	80.60	2:06.254
7	47	B	Mike SALES		Phantom P79	22:45.577	10	1 LAP	78.26	2:13.995
8	64	B	Rachel GREEN		Doris Sport	23:01.144	10	1 LAP	77.38	2:15.104
9	51	B	Philip HART		Mallock Mk16	23:01.591	10	1 LAP	77.36	2:14.706
10	60	B	Trish HUNTER		Mallock Mk16	23:02.317	10	1 LAP	77.32	2:14.288
11	69	B	Alan DAVENPORT		Mallock Mk18	23:22.184	10	1 LAP	76.22	2:15.713
12	56	B	Stephen LITTLER		Mallock Mk18B	21:41.825	9	2 LAPS	73.89	2:20.712
13	15	A	Robert MANSON		Mallock Mk21	22:00.668	8	3 LAPS	64.74	1:59.251

NOT CLASSIFIED

54	B	Barry WEBB		Mallock Mk16BW	21:24.158	10	D.N.F.	83.23	2:06.744
68	B	David FACER		Mallock Mk18BW	7:05.086	3	D.N.F.	75.43	2:13.529
88	A	Peter CARTER		Phantom P79		0	D.N.F.	N/A	

FASTEST LAP

1	A	Mark CHARTERIS		Mallock Mk20/21	1:55.279	4	92.71mph	149.20kph
55	B	Adam PATERSON		Mallock Mk18	2:06.254	7	84.65mph	136.23kph

Weather/Track: Bright/Dry. Car 66 DNS.

These results are provisional until the conclusion of any judicial and technical matters.

Snetterton 300

Circuit Length = 2.9689 miles.

Start: 16:17 End: 16:38

Clerk of the Course:

Timekeeper:

Classic Clubmans

RACE 12 - LAP ANALYSIS - Snetterton - 13/14 June 2015

1	Mark CHARTERIS	Mallock Mk20/21
1 - 2:05.874	6 - 1:57.891	11 - 1:58.707
2 - 1:56.347	7 - 1:56.221	
3 - 1:57.109	8 - 1:55.908	
4 - 1:55.279	9 - 1:57.676	
5 - 1:56.899	10 - 1:57.822	
2	John HARRISON	Mallock Mk21
1 - 2:04.612	6 - 1:57.472	11 - 1:58.249
2 - 1:57.512	7 - 1:56.223	
3 - 1:56.858	8 - 1:56.392	
4 - 1:55.564	9 - 1:57.441	
5 - 1:56.904	10 - 1:57.927	
15	Robert MANSON	Mallock Mk21
1 - 2:10.796	6 - 2:06.834	
2 - 2:01.900	7 - 2:00.563	
3 - 2:02.024	8 - 1:59.251	
4 - 2:00.082		
5 - 7:39.218P		
17	Alan COOK	Mallock Mk20
1 - 2:09.623	6 - 2:01.207	11 - 2:05.461
2 - 2:01.406	7 - 2:03.415	
3 - 2:00.985	8 - 2:02.810	
4 - 1:59.832	9 - 2:04.475	
5 - 2:00.304	10 - 2:05.675	
18	Ray MALLOCK	Mallock Mk18
1 - 2:05.743	6 - 1:56.410	11 - 1:57.882
2 - 1:58.867	7 - 1:57.941	
3 - 1:56.484	8 - 1:56.268	
4 - 1:56.606	9 - 1:55.871	
5 - 1:55.889	10 - 1:57.904	
47	Mike SALES	Phantom P79
1 - 2:27.412	6 - 2:14.007	
2 - 2:15.658	7 - 2:15.117	
3 - 2:15.373	8 - 2:14.594	
4 - 2:14.637	9 - 2:17.633	
5 - 2:13.995	10 - 2:17.151	

Weather/Track: Bright/Dry. Car 66 DNS.

Classic Clubmans

RACE 12 - LAP ANALYSIS - Snetterton - 13/14 June 2015

(contd.)

50	Clive WOOD	Mallock Mk20B
1 - 2:17.989	6 - 2:09.512	
2 - 2:09.111	7 - 2:09.277	
3 - 2:09.160	8 - 2:08.804	
4 - 2:09.028	9 - 2:10.325	
5 - 2:10.632	10 - 2:15.274	
51	Philip HART	Mallock Mk16
1 - 2:30.310	6 - 2:16.552	
2 - 2:21.186	7 - 2:14.939	
3 - 2:19.676	8 - 2:14.706	
4 - 2:18.471	9 - 2:14.792	
5 - 2:15.896	10 - 2:15.063	
54	Barry WEBB	Mallock Mk16BW
1 - 2:17.071	6 - 2:06.891	
2 - 2:08.566	7 - 2:06.744	
3 - 2:08.198	8 - 2:06.831	
4 - 2:07.346	9 - 2:07.822	
5 - 2:07.151	10 - 2:07.538	
55	Adam PATERSON	Mallock Mk18
1 - 2:18.073	6 - 2:06.606	
2 - 2:09.803	7 - 2:06.254	
3 - 2:08.468	8 - 2:15.612	
4 - 2:09.764	9 - 2:30.019	
5 - 2:07.032	10 - 2:14.429	
56	Stephen LITTLER	Mallock Mk18B
1 - 2:33.408	6 - 2:21.079	
2 - 2:23.201	7 - 2:26.083	
3 - 2:20.712	8 - 2:22.110	
4 - 2:21.255	9 - 2:21.534	
5 - 2:32.443		
60	Trish HUNTER	Mallock Mk16
1 - 2:30.484	6 - 2:16.570	
2 - 2:20.530	7 - 2:15.427	
3 - 2:18.878	8 - 2:14.845	
4 - 2:18.836	9 - 2:14.288	
5 - 2:17.255	10 - 2:15.204	

Weather/Track: Bright/Dry. Car 66 DNS.

Classic Clubmans

RACE 12 - LAP ANALYSIS - Snetterton - 13/14 June 2015

(contd.)

64	Rachel GREEN	Doris Sport
1 - 2:34.735	6 - 2:15.337	
2 - 2:17.111	7 - 2:15.384	
3 - 2:18.426	8 - 2:15.289	
4 - 2:17.854	9 - 2:15.104	
5 - 2:15.809	10 - 2:16.095	
68	David FACER	Mallock Mk18BW
1 - 2:34.211		
2 - 2:17.346		
3 - 2:13.529		
69	Alan DAVENPORT	Mallock Mk18
1 - 2:34.693	6 - 2:18.025	
2 - 2:22.211	7 - 2:16.836	
3 - 2:20.615	8 - 2:16.392	
4 - 2:21.426	9 - 2:15.713	
5 - 2:20.388	10 - 2:15.885	
88	Peter CARTER	Phantom P79

Weather/Track: Bright/Dry. Car 66 DNS.

Classic Clubmans

RACE 12 - LAP CHART - Snetterton - 13/14 June 2015

Lap 1			Lap 2			Lap 3			Lap 4			Lap 5		
No	Behind	Laptime	No	Behind	Laptime	No	Behind	Laptime	No	Behind	Laptime	No	Behind	Laptime
2		2:04.612	2		1:57.512	2		1:56.858	2		1:55.564	2		1:56.904
18	1.131	2:05.743	1	0.097	1:56.347	1	0.348	1:57.109	1	0.063	1:55.279	1	0.058	1:56.899
1	1.262	2:05.874	18	2.486	1:58.867	18	2.112	1:56.484	18	3.154	1:56.606	18	2.139	1:55.889
17	5.011	2:09.623	17	8.905	2:01.406	17	13.032	2:00.985	17	17.300	1:59.832	17	20.700	2:00.304
15	6.184	2:10.796	15	10.572	2:01.900	15	15.738	2:02.024	15	20.256	2:00.082	54	56.882	2:07.151
54	12.459	2:17.071	54	23.513	2:08.566	54	34.853	2:08.198	54	46.635	2:07.346	55	1:01.690	2:07.032
50	13.377	2:17.989	50	24.976	2:09.111	50	37.278	2:09.160	50	50.742	2:09.028	50	1:04.470	2:10.632
55	13.461	2:18.073	55	25.752	2:09.803	55	37.362	2:08.468	55	51.562	2:09.764	47	1:35.625	2:13.995
47	22.800	2:27.412	47	40.946	2:15.658	47	59.461	2:15.373	47	1:18.534	2:14.637	64	1:52.485	2:15.809
51	25.698	2:30.310	60	48.890	2:20.530	68	1:06.104	2:13.529	64	1:33.580	2:17.854	51	1:54.089	2:15.896
60	25.872	2:30.484	51	49.372	2:21.186	60	1:10.910	2:18.878	60	1:34.182	2:18.836	60	1:54.533	2:17.255
56	28.796	2:33.408	68	49.433	2:17.346	64	1:11.290	2:18.426	51	1:35.097	2:18.471			
68	29.599	2:34.211	64	49.722	2:17.111	51	1:12.190	2:19.676	56	1:44.030	2:21.255			
69	30.081	2:34.693	56	54.485	2:23.201	56	1:18.339	2:20.712	69	1:44.399	2:21.426			
64	30.123	2:34.735	69	54.780	2:22.211	69	1:18.537	2:20.615						

Weather/Track: Bright/Dry. Car 66 DNS.

Classic Clubmans

RACE 12 - LAP CHART - Snetterton - 13/14 June 2015

(contd.)

Lap 6			Lap 7			Lap 8			Lap 9			Lap 10		
No	Behind	Laptime	No	Behind	Laptime	No	Behind	Laptime	No	Behind	Laptime	No	Behind	Laptime
2		1:57.472	2		1:56.223	1		1:55.908	2		1:57.441	2		1:57.927
1	0.477	1:57.891	1	0.475	1:56.221	2	0.009	1:56.392	1	0.226	1:57.676	1	0.121	1:57.822
18	1.077	1:56.410	18	2.795	1:57.941	18	2.680	1:56.268	18	1.101	1:55.871	18	1.078	1:57.904
69	1 LAP	2:20.388	64	1 LAP	2:15.337	15	3 LAPS	7:39.218P	15	3 LAPS	2:06.834	55	1 LAP	2:30.019
56	1 LAP	2:32.443	51	1 LAP	2:16.552	47	1 LAP	2:15.117	47	1 LAP	2:14.594	15	3 LAPS	2:00.563
17	24.435	2:01.207	60	1 LAP	2:16.570	64	1 LAP	2:15.384	17	45.079	2:04.475	47	1 LAP	2:17.633
54	1:06.301	2:06.891	17	31.627	2:03.415	51	1 LAP	2:14.939	64	1 LAP	2:15.289	17	52.827	2:05.675
55	1:10.824	2:06.606	69	1 LAP	2:18.025	60	1 LAP	2:15.427	51	1 LAP	2:14.706	64	1 LAP	2:15.104
50	1:16.510	2:09.512	56	1 LAP	2:21.079	17	38.054	2:02.810	60	1 LAP	2:14.845	51	1 LAP	2:14.792
47	1:52.160	2:14.007	54	1:16.822	2:06.744	69	1 LAP	2:16.836	69	1 LAP	2:16.392	60	1 LAP	2:14.288
			55	1:20.855	2:06.254	56	1 LAP	2:26.083	54	1:37.642	2:07.822	69	1 LAP	2:15.713
			50	1:29.564	2:09.277	54	1:27.270	2:06.831	56	1 LAP	2:22.110	54	1:47.253	2:07.538
						55	1:40.084	2:15.612	50	1:54.860	2:10.325			
						50	1:41.985	2:08.804						

Weather/Track: Bright/Dry. Car 66 DNS.

Classic Clubmans

RACE 12 - LAP CHART - Snetterton - 13/14 June 2015

(contd.)

Lap 11			Lap 12			Lap 13			Lap 14			Lap 15		
No	Behind	Laptime	No	Behind	Laptime	No	Behind	Laptime	No	Behind	Laptime	No	Behind	Laptime
2		1:58.249												
1	0.579	1:58.707												
18	0.711	1:57.882												
56	2 LAPS	2:21.534												
50	1 LAP	2:15.274												
15	3 LAPS	1:59.251												
55	1 LAP	2:14.429												
17	1:00.039	2:05.461												
47	1 LAP	2:17.151												
64	1 LAP	2:16.095												
51	1 LAP	2:15.063												
60	1 LAP	2:15.204												
69	1 LAP	2:15.885												

Weather/Track: Bright/Dry. Car 66 DNS.

HSCC Historic Formula Ford Supported by Avon Tyres
RACE 7 - QUALIFYING - Snetterton - 13/14 June 2015

POS	NO	CL	DRIVER	NAT	CAR	TIME	LAPS	GAP	MPH
1	16		Simon TOYNE		Lola T200	2:30.951	6		70.80
2	93	N	Richard MITCHELL		Merlyn Mk20	2:32.421	6	1.470	70.12
3	43		Callum GRANT		Merlyn Mk20A	2:32.662	6	1.711	70.01
4	61		Glenn EAGLING		Lotus 61MX	2:32.857	6	1.906	69.92
5	7		Keith FARRANCE		Merlyn Mk20A	2:33.897	6	2.946	69.44
6	17		Brian MORRIS		Lola T202	2:33.902	6	2.951	69.44
7	31		Robert WAINWRIGHT		Elden Mk8	2:34.047	6	3.096	69.38
8	60		James BUCKTON		Elden Mk8	2:35.239	6	4.288	68.84
9	4		Maxim BARTELL		Merlyn Mk20A	2:35.509	6	4.558	68.72
10	97		Robert TUSTING		Lola T200	2:36.080	6	5.129	68.47
11	56		Roland SVENSSON		Merlyn Mk17	2:36.557	4	5.606	68.26
12	36		Rob SMITH		Merlyn Mk20	2:36.637	6	5.686	68.23
13	38		Pertti KIIVERI		Kvantti Mk1	2:36.745	6	5.794	68.18
14	71		Jonathan BAINES		Merlyn Mk20	2:37.671	6	6.720	67.78
15	20		Kevin STANZL		Merlyn Mk20	2:38.544	6	7.593	67.41
16	30		Cliff GRAY		Lotus 51b	2:40.477	6	9.526	66.60
17	54		Alex MEEK		Merlyn Mk20A	2:40.730	6	9.779	66.49
18	8		Andrew MANSELL		Merlyn Mk11A	2:40.737	6	9.786	66.49
19	66		Andrew WIGGINS		Titan Mk6	2:41.326	6	10.375	66.25
20	70		Daniel STANZL		Elden Mk8	2:41.328	6	10.377	66.25
21	76		Gary MCVEIGH		Merlyn Mk11A	2:41.966	6	11.015	65.98
22	68		Ross DRYBROUGH		Merlyn Mk20	2:46.865	5	15.914	64.05
23	27		Dick DIXON		Lotus 61	2:49.969	3	19.018	62.88
24	34		Peter FINNIGAN		Merlyn Mk11A/ 20A	2:54.542	5	23.591	61.23

Weather/Track: Cloud/Wet

These results are provisional until the conclusion of any judicial and technical matters.

Snetterton 300

Circuit Length = 2.9689 miles.

Start: 08:59 End: 09:14

Clerk of the Course:		Timekeeper:
----------------------	--	-------------

HSCC Historic Formula Ford Supported by Avon Tyres
RACE 7 - QUALIFYING LAP ANALYSIS - Snetterton - 13/14 June 2015

4	Maxim BARTELL	Merlyn Mk20A
1 -	X:00.000	6 - 2:36.355
2 -	2:40.580	
3 -	2:36.721	
4 -	2:36.188	
5 -	2:35.509	
7	Keith FARRANCE	Merlyn Mk20A
1 -	X:00.000	6 - 2:34.198
2 -	2:37.741	
3 -	2:48.484	
4 -	2:35.797	
5 -	2:33.897	
8	Andrew MANSELL	Merlyn Mk11A
1 -	X:00.000	6 - 2:40.737
2 -	2:46.477	
3 -	2:43.427	
4 -	2:43.191	
5 -	2:43.042	
16	Simon TOYNE	Lola T200
1 -	X:00.000	6 - 2:30.951
2 -	2:38.075	
3 -	2:36.012	
4 -	2:33.311	
5 -	2:32.425	
17	Brian MORRIS	Lola T202
1 -	X:00.000	6 - 2:33.902
2 -	2:40.394	
3 -	2:40.983	
4 -	2:38.108	
5 -	2:35.520	
20	Kevin STANZL	Merlyn Mk20
1 -	X:00.000	6 - 2:38.544
2 -	2:41.282	
3 -	2:42.984	
4 -	2:38.660	
5 -	2:42.546	

Weather/Track: Cloud/Wet

www.mstworld.com

Page 1 of 4

Snetterton 300
 Circuit Length = 2.9689 miles.
 Start: 08:59 End: 09:14
 Printed - 09:18 Sunday, 14 June 2015

HSCC Historic Formula Ford Supported by Avon Tyres
RACE 7 - QUALIFYING LAP ANALYSIS - Snetterton - 13/14 June 2015
 (contd.)

27	Dick DIXON	Lotus 61
1 - X:00.000 2 - 2:49.969 3 - 3:03.651		
30	Cliff GRAY	Lotus 51b
1 - X:00.000 6 - 2:53.012 2 - 2:42.463 3 - 2:41.720 4 - 2:40.477 5 - 2:40.799		
31	Robert WAINWRIGHT	Elden Mk8
1 - X:00.000 6 - 2:34.047 2 - 2:50.232 3 - 2:36.363 4 - 2:34.819 5 - 2:38.492		
34	Peter FINNIGAN	Merlyn Mk11A/ 20A
1 - X:00.000 2 - 2:54.542 3 - 2:58.998 4 - 2:57.449 5 - 3:10.126		
36	Rob SMITH	Merlyn Mk20
1 - X:00.000 6 - 2:36.637 2 - 2:41.375 3 - 2:40.814 4 - 2:40.510 5 - 2:38.153		
38	Pertti KIIVERI	Kvantti Mk1
1 - X:00.000 6 - 2:36.745 2 - 2:38.685 3 - 2:36.803 4 - 2:37.694 5 - 2:38.099		

Weather/Track: Cloud/Wet

HSCC Historic Formula Ford Supported by Avon Tyres
RACE 7 - QUALIFYING LAP ANALYSIS - Snetterton - 13/14 June 2015
 (contd.)

43	Callum GRANT	Merlyn Mk20A
1 -	X:00.000	6 - 2:32.662
2 -	2:42.546	
3 -	2:34.607	
4 -	2:34.097	
5 -	2:33.658	
54	Alex MEEK	Merlyn Mk20A
1 -	X:00.000	6 - 2:47.238
2 -	2:47.801	
3 -	2:47.008	
4 -	2:42.772	
5 -	2:40.730	
56	Roland SVENSSON	Merlyn Mk17
1 -	X:00.000	
2 -	2:45.821	
3 -	2:38.135	
4 -	2:36.557	
60	James BUCKTON	Elden Mk8
1 -	X:00.000	6 - 2:35.239
2 -	2:40.011	
3 -	2:36.992	
4 -	2:36.346	
5 -	2:35.278	
61	Glenn EAGLING	Lotus 61MX
1 -	X:00.000	6 - 2:32.857
2 -	2:37.301	
3 -	2:34.980	
4 -	2:34.479	
5 -	2:33.458	
66	Andrew WIGGINS	Titan Mk6
1 -	X:00.000	6 - 2:41.966
2 -	2:46.523	
3 -	2:44.716	
4 -	2:43.350	
5 -	2:41.326	

Weather/Track: Cloud/Wet

www.mstworld.com

Page 3 of 4

Snetterton 300
 Circuit Length = 2.9689 miles.
 Start: 08:59 End: 09:14
 Printed - 09:18 Sunday, 14 June 2015

HSCC Historic Formula Ford Supported by Avon Tyres
RACE 7 - QUALIFYING LAP ANALYSIS - Snetterton - 13/14 June 2015
 (contd.)

68	Ross DRYBROUGH	Merlyn Mk20
1 - X:00.000 2 - 2:55.535 3 - 2:49.694 4 - 2:51.034 5 - 2:46.865		
70	Daniel STANZL	Elden Mk8
1 - X:00.000 6 - 2:57.563 2 - 2:44.836 3 - 2:41.328 4 - 3:02.749 5 - 2:41.425		
71	Jonathan BAINES	Merlyn Mk20
1 - X:00.000 6 - 2:37.671 2 - 2:46.513 3 - 2:41.428 4 - 2:41.982 5 - 2:38.989		
76	Gary MCVEIGH	Merlyn Mk11A
1 - X:00.000 6 - 2:41.966 2 - 2:44.772 3 - 2:43.645 4 - 2:43.137 5 - 2:41.970		
93	Richard MITCHELL	Merlyn Mk20
1 - X:00.000 6 - 2:33.873 2 - 2:40.044 3 - 2:34.496 4 - 2:32.421 5 - 2:51.632		
97	Robert TUSTING	Lola T200
1 - X:00.000 6 - 2:37.980 2 - 2:41.152 3 - 2:41.219 4 - 2:37.988 5 - 2:36.080		

Weather/Track: Cloud/Wet

HSCC Historic Formula Ford Supported by Avon Tyres
RACE 7 - GRID - Snetterton - 13/14 June 2015

ROW 12	27	DIXON	34	FINNIGAN
ROW 11	76	MCVEIGH	68	DRYBROUGH
ROW 10	66	WIGGINS	70	STANZL
ROW 9	54	MEEK	8	MANSELL
ROW 8	20	STANZL	30	GRAY
ROW 7	38	KIIVERI	71	BAINES
ROW 6	56	SVENSSON	36	SMITH
ROW 5	4	BARTELL	97	TUSTING
ROW 4	31	WAINWRIGHT	60	BUCKTON
ROW 3	7	FARRANCE	17	MORRIS
ROW 2	43	GRANT	61	EAGLING
ROW 1	16	TOYNE	93	MITCHELL
		POLE		

Weather/Track: Cloud/Wet

These results are provisional until the conclusion of any judicial and technical matters.

Snetterton 300

Circuit Length = 2.9689 miles.

Start: 08:59 End: 09:14

Clerk of the Course:

Timekeeper:

HSCC Historic Formula Ford Supported by Avon Tyres
RACE 7 - AMENDED GRID - Snetterton - 13/14 June 2015

ROW 13	81	LOVETT			
ROW 12		27	DIXON		34
ROW 11		76	MCVEIGH		68
ROW 10		66	WIGGINS		70
ROW 9		54	MEEK		8
ROW 8		20	STANZL		30
ROW 7		38	KIIVERI		71
ROW 6		56	SVENSSON		36
ROW 5		4	BARTELL		97
ROW 4		31	WAINWRIGHT		60
ROW 3		7	FARRANCE		17
ROW 2		43	GRANT		61
ROW 1		16	TOYNE		93
			POLE		

Car 81 allowed to start, qualified out of session.

Weather/Track: Cloud/Wet

These results are provisional until the conclusion of any judicial and technical matters.

Snetterton 300

Circuit Length = 2.9689 miles.

Start: 08:59 End: 09:14

Clerk of the Course:

Timekeeper:

HSCC Historic Formula Ford Supported by Avon Tyres

RACE 7 - CLASSIFICATION - Snetterton - 13/14 June 2015

POS	NO	CL	DRIVER	NAT	CAR	TIME	LAPS	GAP	MPH	BEST
1	31		Robert WAINWRIGHT		Elden Mk8	21:28.080	10		82.97	2:07.312
2	43		Callum GRANT		Merlyn Mk20A	21:28.084	10	0.004	82.97	2:07.285
3	16		Simon TOYNE		Lola T200	21:35.749	10	7.669	82.48	2:07.667
4	93	N	Richard MITCHELL		Merlyn Mk20	21:41.380	10	13.300	82.12	2:08.235
5	61		Glenn EAGLING		Lotus 61MX	21:59.876	10	31.796	80.97	2:09.702
6	60		James BUCKTON		Elden Mk8	21:59.899	10	31.819	80.97	2:09.215
7	4		Maxim BARTELL		Merlyn Mk20A	22:08.014	10	39.934	80.48	2:09.464
8	17		Brian MORRIS		Lola T202	22:08.234	10	40.154	80.46	2:10.532
9	71		Jonathan BAINES		Merlyn Mk20	22:13.949	10	45.869	80.12	2:09.944
10	38		Pertti KIIVERI		Kvantti Mk1	22:17.358	10	49.278	79.91	2:11.634
11	56		Roland SVENSSON		Merlyn Mk17	22:24.549	10	56.469	79.49	2:12.367
12	20		Kevin STANZL		Merlyn Mk20	22:24.632	10	56.552	79.48	2:11.780
13	97		Robert TUSTING		Lola T200	22:25.240	10	57.160	79.45	2:12.441
14	81		James LOVETT		Lola T200	22:25.294	10	57.214	79.44	2:12.272
15	70		Daniel STANZL		Elden Mk8	22:32.095	10	1:04.015	79.04	2:11.109
16	66		Andrew WIGGINS		Titan Mk6	22:42.279	10	1:14.199	78.45	2:12.880
17	7		Keith FARRANCE		Merlyn Mk20A	22:42.823	10	1:14.743	78.42	2:12.437
18	8		Andrew MANSELL		Merlyn Mk11A	22:43.940	10	1:15.860	78.36	2:12.683
19	68		Ross DRYBROUGH		Merlyn Mk20	23:08.756	10	1:40.676	76.96	2:14.500
20	30		Cliff GRAY		Lotus 51b	23:17.045	10	1:48.965	76.50	2:16.774
21	76		Gary MCVEIGH		Merlyn Mk11A	23:43.400	10	2:15.320	75.08	2:15.125
22	54		Alex MEEK		Merlyn Mk20A	21:42.303	9	1 LAP	73.86	2:12.172
23	34		Peter FINNIGAN		Merlyn Mk11A/ 20A	22:08.238	9	1 LAP	72.42	2:23.234
NOT CLASSIFIED										
36			Rob SMITH		Merlyn Mk20	13:35.292	6	D.N.F.	78.65	2:11.592
27			Dick DIXON		Lotus 61		0	D.N.F.	N/A	
FASTEST LAP										
43			Callum GRANT		Merlyn Mk20A	2:07.285	5	83.96mph	135.13kph	
93	N		Richard MITCHELL		Merlyn Mk20	2:08.235	5	83.34mph	134.13kph	

Weather/Track: Cloud/Dry

These results are provisional until the conclusion of any judicial and technical matters.

Snetterton 300
Circuit Length = 2.9689 miles.
Start: 12:07 End: 12:29

Clerk of the Course:	Timekeeper:
----------------------	-------------

HSCC Historic Formula Ford Supported by Avon Tyres
RACE 7 - LAP ANALYSIS - Snetterton - 13/14 June 2015

4	Maxim BARTELL	Merlyn Mk20A
1 -	2:21.942	6 - 2:10.077
2 -	2:18.813	7 - 2:10.369
3 -	2:14.405	8 - 2:09.847
4 -	2:10.852	9 - 2:09.464
5 -	2:11.835	10 - 2:10.410
7	Keith FARRANCE	Merlyn Mk20A
1 -	2:21.342	6 - 2:13.195
2 -	2:34.898	7 - 2:13.063
3 -	2:12.738	8 - 2:12.437
4 -	2:14.903	9 - 2:13.509
5 -	2:12.578	10 - 2:14.160
8	Andrew MANSELL	Merlyn Mk11A
1 -	2:27.279	6 - 2:14.394
2 -	2:21.456	7 - 2:13.087
3 -	2:16.882	8 - 2:13.211
4 -	2:17.080	9 - 2:12.683
5 -	2:13.329	10 - 2:14.539
16	Simon TOYNE	Lola T200
1 -	2:16.527	6 - 2:09.029
2 -	2:09.025	7 - 2:09.506
3 -	2:08.173	8 - 2:09.872
4 -	2:07.667	9 - 2:09.423
5 -	2:07.706	10 - 2:08.821
17	Brian MORRIS	Lola T202
1 -	2:21.191	6 - 2:10.762
2 -	2:14.494	7 - 2:11.028
3 -	2:13.152	8 - 2:11.569
4 -	2:10.786	9 - 2:12.355
5 -	2:10.532	10 - 2:12.365
20	Kevin STANZL	Merlyn Mk20
1 -	2:26.609	6 - 2:12.254
2 -	2:14.908	7 - 2:12.384
3 -	2:15.069	8 - 2:13.355
4 -	2:12.930	9 - 2:11.780
5 -	2:11.922	10 - 2:13.421

Weather/Track: Cloud/Dry

www.mstworld.com

Page 1 of 5

Snetterton 300
 Circuit Length = 2.9689 miles.
 Start: 12:07 End: 12:29
 Printed - 12:33 Sunday, 14 June 2015

HSCC Historic Formula Ford Supported by Avon Tyres
RACE 7 - LAP ANALYSIS - Snetterton - 13/14 June 2015
 (contd.)

27	Dick DIXON	Lotus 61
1 - 2:31.564 6 - 2:18.135 2 - 2:19.530 7 - 2:18.082 3 - 2:16.774 8 - 2:18.221 4 - 2:16.925 9 - 2:18.402 5 - 2:22.484 10 - 2:16.928		
30	Cliff GRAY	Lotus 51b
1 - 2:16.093 6 - 2:08.133 2 - 2:07.725 7 - 2:08.073 3 - 2:08.344 8 - 2:08.156 4 - 2:08.213 9 - 2:08.336 5 - 2:07.312 10 - 2:07.695		
31	Robert WAINWRIGHT	Elden Mk8
1 - 2:40.684 6 - 2:25.141 2 - 2:28.341 7 - 2:25.971 3 - 2:28.393 8 - 2:23.234 4 - 2:25.490 9 - 2:24.679 5 - 2:26.305		
34	Peter FINNIGAN	Merlyn Mk11A/ 20A
1 - 2:26.637 6 - 2:12.916 2 - 2:16.498 3 - 2:14.204 4 - 2:13.445 5 - 2:11.592		
36	Rob SMITH	Merlyn Mk20
1 - 2:24.718 6 - 2:11.700 2 - 2:14.109 7 - 2:11.883 3 - 2:13.238 8 - 2:12.233 4 - 2:12.629 9 - 2:12.116 5 - 2:13.098 10 - 2:11.634		
38	Pertti KIIVERI	Kvantti Mk1

Weather/Track: Cloud/Dry

HSCC Historic Formula Ford Supported by Avon Tyres
RACE 7 - LAP ANALYSIS - Snetterton - 13/14 June 2015
 (contd.)

43	Callum GRANT	Merlyn Mk20A
1 -	2:15.064	6 - 2:08.214
2 -	2:08.767	7 - 2:08.028
3 -	2:08.337	8 - 2:08.264
4 -	2:08.246	9 - 2:08.182
5 -	2:07.285	10 - 2:07.697
54	Alex MEEK	Merlyn Mk20A
1 -	2:25.646	6 - 3:32.969P
2 -	2:15.042	7 - 2:22.388
3 -	2:15.443	8 - 2:12.172
4 -	2:13.736	9 - 2:12.550
5 -	2:12.357	
56	Roland SVENSSON	Merlyn Mk17
1 -	2:24.612	6 - 2:12.922
2 -	2:14.095	7 - 2:12.367
3 -	2:16.069	8 - 2:13.250
4 -	2:13.379	9 - 2:12.928
5 -	2:12.560	10 - 2:12.367
60	James BUCKTON	Elden Mk8
1 -	2:23.836	6 - 2:10.550
2 -	2:12.547	7 - 2:09.673
3 -	2:12.307	8 - 2:09.527
4 -	2:10.173	9 - 2:09.215
5 -	2:10.680	10 - 2:11.391
61	Glenn EAGLING	Lotus 61MX
1 -	2:21.541	6 - 2:10.433
2 -	2:14.293	7 - 2:10.488
3 -	2:10.595	8 - 2:10.340
4 -	2:10.495	9 - 2:11.226
5 -	2:09.702	10 - 2:10.763
66	Andrew WIGGINS	Titan Mk6
1 -	2:29.470	6 - 2:13.755
2 -	2:19.597	7 - 2:13.764
3 -	2:16.623	8 - 2:12.880
4 -	2:16.296	9 - 2:13.132
5 -	2:13.025	10 - 2:13.737

Weather/Track: Cloud/Dry

www.mstworld.com

Page 3 of 5

Snetterton 300
 Circuit Length = 2.9689 miles.
 Start: 12:07 End: 12:29
 Printed - 12:33 Sunday, 14 June 2015

HSCC Historic Formula Ford Supported by Avon Tyres
RACE 7 - LAP ANALYSIS - Snetterton - 13/14 June 2015
 (contd.)

68	Ross DRYBROUGH	Merlyn Mk20
1 -	2:32.511	6 - 2:15.412
2 -	2:17.616	7 - 2:14.886
3 -	2:16.943	8 - 2:15.700
4 -	2:15.993	9 - 2:28.124
5 -	2:14.500	10 - 2:17.071
70	Daniel STANZL	Elden Mk8
1 -	2:30.103	6 - 2:11.832
2 -	2:19.105	7 - 2:11.958
3 -	2:17.394	8 - 2:12.070
4 -	2:14.150	9 - 2:11.820
5 -	2:12.554	10 - 2:11.109
71	Jonathan BAINES	Merlyn Mk20
1 -	2:25.276	6 - 2:11.356
2 -	2:15.010	7 - 2:10.066
3 -	2:14.843	8 - 2:11.458
4 -	2:13.064	9 - 2:10.291
5 -	2:12.641	10 - 2:09.944
76	Gary MCVEIGH	Merlyn Mk11A
1 -	2:31.987	6 - 2:15.125
2 -	2:18.755	7 - 2:15.305
3 -	2:16.839	8 - 2:19.422
4 -	2:16.076	9 - 2:17.257
5 -	2:15.134	10 - 2:57.500P
81	James LOVETT	Lola T200
1 -	2:29.562	6 - 2:13.017
2 -	2:12.628	7 - 2:12.762
3 -	2:13.975	8 - 2:12.801
4 -	2:12.869	9 - 2:12.894
5 -	2:12.272	10 - 2:12.514
93	Richard MITCHELL	Merlyn Mk20
1 -	2:21.533	6 - 2:09.680
2 -	2:09.710	7 - 2:08.349
3 -	2:08.587	8 - 2:08.338
4 -	2:08.675	9 - 2:09.675
5 -	2:08.235	10 - 2:08.598

Weather/Track: Cloud/Dry

HSCC Historic Formula Ford Supported by Avon Tyres
RACE 7 - LAP ANALYSIS - Snetterton - 13/14 June 2015
(contd.)

97	Robert TUSTING	Lola T200
1 - 2:24.378	6 - 2:13.115	
2 - 2:15.638	7 - 2:12.441	
3 - 2:14.968	8 - 2:13.011	
4 - 2:13.720	9 - 2:12.552	
5 - 2:12.466	10 - 2:12.951	

Weather/Track: Cloud/Dry

www.mstworld.com

Page 5 of 5

Snetterton 300
Circuit Length = 2.9689 miles.
Start: 12:07 End: 12:29
Printed - 12:33 Sunday, 14 June 2015

HSCC Historic Formula Ford Supported by Avon Tyres
RACE 7 - LAP CHART - Snetterton - 13/14 June 2015

Lap 1			Lap 2			Lap 3			Lap 4			Lap 5		
No	Behind	Laptime	No	Behind	Laptime	No	Behind	Laptime	No	Behind	Laptime	No	Behind	Laptime
43		2:15.064	31		2:07.725	31		2:08.344	31		2:08.213	31		2:07.312
31	1.029	2:16.093	43	0.013	2:08.767	43	0.006	2:08.337	43	0.039	2:08.246	43	0.012	2:07.285
16	1.463	2:16.527	16	1.734	2:09.025	16	1.563	2:08.173	16	1.017	2:07.667	16	1.411	2:07.706
17	6.127	2:21.191	93	7.425	2:09.710	93	7.668	2:08.587	93	8.130	2:08.675	93	9.053	2:08.235
7	6.278	2:21.342	17	11.867	2:14.494	61	14.267	2:10.595	61	16.549	2:10.495	61	18.939	2:09.702
93	6.469	2:21.533	61	12.016	2:14.293	60	16.528	2:12.307	60	18.488	2:10.173	60	21.856	2:10.680
61	6.477	2:21.541	60	12.565	2:12.547	17	16.675	2:13.152	17	19.248	2:10.786	17	22.468	2:10.532
4	6.878	2:21.942	56	14.889	2:14.095	38	19.903	2:13.238	38	24.319	2:12.629	38	30.105	2:13.098
60	8.772	2:23.836	38	15.009	2:14.109	56	22.614	2:16.069	4	25.637	2:10.852	4	30.160	2:11.835
97	9.314	2:24.378	97	16.198	2:15.638	97	22.822	2:14.968	56	27.780	2:13.379	56	33.028	2:12.560
56	9.548	2:24.612	71	16.468	2:15.010	71	22.967	2:14.843	71	27.818	2:13.064	71	33.147	2:12.641
38	9.654	2:24.718	54	16.870	2:15.042	4	22.998	2:14.405	97	28.329	2:13.720	97	33.483	2:12.466
71	10.212	2:25.276	4	16.937	2:18.813	54	23.969	2:15.443	81	28.659	2:12.869	81	33.619	2:12.272
54	10.582	2:25.646	20	17.699	2:14.908	81	24.003	2:13.975	20	29.141	2:12.930	20	33.751	2:11.922
20	11.545	2:26.609	81	18.372	2:12.628	20	24.424	2:15.069	54	29.492	2:13.736	54	34.537	2:12.357
36	11.573	2:26.637	36	19.317	2:16.498	36	25.177	2:14.204	36	30.409	2:13.445	36	34.689	2:11.592
8	12.215	2:27.279	8	24.917	2:21.456	8	33.455	2:16.882	70	40.377	2:14.150	70	45.619	2:12.554
66	14.406	2:29.470	66	25.249	2:19.597	66	33.528	2:16.623	66	41.611	2:16.296	66	47.324	2:13.025
81	14.498	2:29.562	70	25.390	2:19.105	70	34.440	2:17.394	8	42.322	2:17.080	8	48.339	2:13.329
70	15.039	2:30.103	68	26.309	2:17.616	68	34.908	2:16.943	68	42.688	2:15.993	7	48.772	2:12.578
30	16.500	2:31.564	76	26.924	2:18.755	76	35.419	2:16.839	76	43.282	2:16.076	68	49.876	2:14.500
76	16.923	2:31.987	30	27.276	2:19.530	30	35.706	2:16.774	7	43.506	2:14.903	76	51.104	2:15.134
68	17.447	2:32.511	7	32.422	2:34.898	7	36.816	2:12.738	30	44.418	2:16.925	30	59.590	2:22.484
34	25.620	2:40.684	34	45.207	2:28.341	34	1:05.256	2:28.393	34	1:22.533	2:25.490	34	1:41.526	2:26.305

Weather/Track: Cloud/Dry

Snetterton 300
 Circuit Length = 2.9689 miles.
 Start: 12:07 End: 12:29

HSCC Historic Formula Ford Supported by Avon Tyres

RACE 7 - LAP CHART - Snetterton - 13/14 June 2015

(contd.)

Lap 6			Lap 7			Lap 8			Lap 9			Lap 10		
No	Behind	Laptime	No	Behind	Laptime	No	Behind	Laptime	No	Behind	Laptime	No	Behind	Laptime
31		2:08.133	31		2:08.073	31		2:08.156	31		2:08.336	31		2:07.695
43	0.093	2:08.214	43	0.048	2:08.028	43	0.156	2:08.264	43	0.002	2:08.182	43	0.004	2:07.697
16	2.307	2:09.029	16	3.740	2:09.506	16	5.456	2:09.872	16	6.543	2:09.423	16	7.669	2:08.821
93	10.600	2:09.680	93	10.876	2:08.349	54	1 LAP	2:22.388	54	1 LAP	2:12.172	93	13.300	2:08.598
61	21.239	2:10.433	61	23.654	2:10.488	34	1 LAP	2:25.971	93	12.397	2:09.675	54	1 LAP	2:12.550
60	24.273	2:10.550	60	25.873	2:09.673	93	11.058	2:08.338	34	1 LAP	2:23.234	61	31.796	2:10.763
17	25.097	2:10.762	17	28.052	2:11.028	61	25.838	2:10.340	60	28.123	2:09.215	60	31.819	2:11.391
4	32.104	2:10.077	4	34.400	2:10.369	60	27.244	2:09.527	61	28.728	2:11.226	4	39.934	2:10.410
38	33.672	2:11.700	38	37.482	2:11.883	17	31.465	2:11.569	17	35.484	2:12.355	17	40.154	2:12.365
71	36.370	2:11.356	71	38.363	2:10.066	4	36.091	2:09.847	4	37.219	2:09.464	34	1 LAP	2:24.679
56	37.817	2:12.922	56	42.111	2:12.367	38	41.559	2:12.233	71	43.620	2:10.291	71	45.869	2:09.944
20	37.872	2:12.254	20	42.183	2:12.384	71	41.665	2:11.458	38	45.339	2:12.116	38	49.278	2:11.634
97	38.465	2:13.115	97	42.833	2:12.441	56	47.205	2:13.250	20	50.826	2:11.780	56	56.469	2:12.367
81	38.503	2:13.017	81	43.192	2:12.762	20	47.382	2:13.355	56	51.797	2:12.928	20	56.552	2:13.421
36	39.472	2:12.916	70	53.203	2:11.958	97	47.688	2:13.011	97	51.904	2:12.552	97	57.160	2:12.951
70	49.318	2:11.832	66	58.637	2:13.764	81	47.837	2:12.801	81	52.395	2:12.894	81	57.214	2:12.514
66	52.946	2:13.755	7	58.824	2:13.063	70	57.117	2:12.070	70	1:00.601	2:11.820	70	1:04.015	2:11.109
7	53.834	2:13.195	8	59.614	2:13.087	7	1:03.105	2:12.437	66	1:08.157	2:13.132	66	1:14.199	2:13.737
8	54.600	2:14.394	68	1:03.968	2:14.886	66	1:03.361	2:12.880	7	1:08.278	2:13.509	7	1:14.743	2:14.160
68	57.155	2:15.412	76	1:05.328	2:15.305	8	1:04.669	2:13.211	8	1:09.016	2:12.683	8	1:15.860	2:14.539
76	58.096	2:15.125	30	1:19.601	2:18.082	68	1:11.512	2:15.700	76	1:25.515	2:17.257	68	1:40.676	2:17.071
30	1:09.592	2:18.135				76	1:16.594	2:19.422	68	1:31.300	2:28.124	30	1:48.965	2:16.928
34	1:58.534	2:25.141				30	1:29.666	2:18.221	30	1:39.732	2:18.402	76	2:15.320	2:57.500P
54	1:59.373	3:32.969P												

Weather/Track: Cloud/Dry

www.mstworld.com

Page 2 of 2

Snetterton 300
Circuit Length = 2.9689 miles.
Start: 12:07 End: 12:29

Printed - 12:33 Sunday, 14 June 2015

HSCC Historic Formula Ford Supported by Avon Tyres
RACE 13 - GRID - Snetterton - 13/14 June 2015

ROW 13	27	DIXON	57	WILD
ROW 12	34	FINNIGAN	36	SMITH
ROW 11	76	MCVEIGH	54	MEEK
ROW 10	68	DRYBROUGH	30	GRAY
ROW 9	7	FARRANCE	8	MANSELL
ROW 8	70	STANZL	66	WIGGINS
ROW 7	97	TUSTING	81	LOVETT
ROW 6	56	SVENSSON	20	STANZL
ROW 5	71	BAINES	38	KIIVERI
ROW 4	4	BARTELL	17	MORRIS
ROW 3	61	EAGLING	60	BUCKTON
ROW 2	16	TOYNE	93	MITCHELL
ROW 1	31	WAINWRIGHT	43	GRANT
		POLE		

Weather/Track: Cloud/Dry

These results are provisional until the conclusion of any judicial and technical matters.

Snetterton 300

Circuit Length = 2.9689 miles.

Start: 12:07 End: 12:29

Clerk of the Course:

Timekeeper:

HSCC Historic Formula Ford Supported by Avon Tyres

RACE 13 - CLASSIFICATION - Snetterton - 13/14 June 2015

POS	NO	CL	DRIVER	NAT	CAR	TIME	LAPS	GAP	MPH	BEST
1	31		Robert WAINWRIGHT		Elden Mk8	21:29.462	10		82.88	2:07.339
2	43		Callum GRANT		Merlyn Mk20A	21:29.468	10	0.006	82.88	2:06.822
3	93	N	Richard MITCHELL		Merlyn Mk20	21:30.591	10	1.129	82.81	2:07.095
4	16		Simon TOYNE		Lola T200	21:48.102	10	18.640	81.70	2:09.460
5	60		James BUCKTON		Elden Mk8	21:48.335	10	18.873	81.69	2:09.533
6	71		Jonathan BAINES		Merlyn Mk20	21:57.897	10	28.435	81.09	2:09.367
7	38		Pertti KIIVERI		Kvantti Mk1	22:04.306	10	34.844	80.70	2:09.875
8	97		Robert TUSTING		Lola T200	22:04.549	10	35.087	80.69	2:09.215
9	57		David WILD		Lola T204	22:05.341	10	35.879	80.64	2:09.936
10	61		Glenn EAGLING		Lotus 61MX	22:05.734	10	36.272	80.62	2:09.666
11	70		Daniel STANZL		Elden Mk8	22:06.575	10	37.113	80.56	2:10.237
12	56		Roland SVENSSON		Merlyn Mk17	22:16.199	10	46.737	79.98	2:11.380
13	81		James LOVETT		Lola T200	22:16.245	10	46.783	79.98	2:11.730
14	66		Andrew WIGGINS		Titan Mk6	22:16.777	10	47.315	79.95	2:11.420
15	8		Andrew MANSELL		Merlyn Mk11A	22:21.750	10	52.288	79.65	2:11.710
16	36		Rob SMITH		Merlyn Mk20	22:28.008	10	58.546	79.28	2:12.099
17	17		Brian MORRIS		Lola T202	22:31.257	10	1:01.795	79.09	2:11.264
18	20		Kevin STANZL		Merlyn Mk20	22:37.914	10	1:08.452	78.70	2:11.357
19	68		Ross DRYBROUGH		Merlyn Mk20	22:48.089	10	1:18.627	78.12	2:13.721
20	30		Cliff GRAY		Lotus 51b	22:55.253	10	1:25.791	77.71	2:14.401
21	34		Peter FINNIGAN		Merlyn Mk11A/ 20A	21:48.042	9	1 LAP	73.53	2:22.453

NOT CLASSIFIED

76			Gary MCVEIGH		Merlyn Mk11A	11:36.121	5	D.N.F.	76.76	2:15.791
4			Maxim BARTELL		Merlyn Mk20A	8:51.296	4	D.N.F.	80.46	2:09.091
54			Alex MEEK		Merlyn Mk20A	9:04.301	4	D.N.F.	78.54	2:12.199

FASTEST LAP

43			Callum GRANT		Merlyn Mk20A	2:06.822	10	84.27mph	135.62kph	
93	N		Richard MITCHELL		Merlyn Mk20	2:07.095	10	84.09mph	135.33kph	

Weather/Track: Bright/Dry. Cars 7, 27 DNS.

These results are provisional until the conclusion of any judicial and technical matters.

Snetterton 300
Circuit Length = 2.9689 miles.
Start: 16:51 End: 17:13

Clerk of the Course:		Timekeeper:
----------------------	--	-------------

HSCC Historic Formula Ford Supported by Avon Tyres
RACE 13 - LAP ANALYSIS - Snetterton - 13/14 June 2015

4	Maxim BARTELL	Merlyn Mk20A
1 - 2:19.675 2 - 2:09.091 3 - 2:09.984 4 - 2:12.546		
8	Andrew MANSELL	Merlyn Mk11A
1 - 2:27.113 6 - 2:12.420 2 - 2:13.839 7 - 2:13.166 3 - 2:12.283 8 - 2:13.174 4 - 2:12.459 9 - 2:12.573 5 - 2:13.013 10 - 2:11.710		
16	Simon TOYNE	Lola T200
1 - 2:17.814 6 - 2:09.795 2 - 2:10.465 7 - 2:09.646 3 - 2:11.233 8 - 2:09.574 4 - 2:09.797 9 - 2:10.490 5 - 2:09.460 10 - 2:09.828		
17	Brian MORRIS	Lola T202
1 - 2:20.607 6 - 2:33.823 2 - 2:12.203 7 - 2:12.840 3 - 2:13.550 8 - 2:11.620 4 - 2:11.559 9 - 2:12.249 5 - 2:11.264 10 - 2:11.542		
20	Kevin STANZL	Merlyn Mk20
1 - 2:24.472 6 - 2:11.638 2 - 2:14.510 7 - 2:11.357 3 - 2:13.919 8 - 2:12.417 4 - 2:11.722 9 - 2:12.473 5 - 2:11.837 10 - 2:33.569		
30	Cliff GRAY	Lotus 51b
1 - 2:29.139 6 - 2:16.889 2 - 2:18.383 7 - 2:16.446 3 - 2:18.120 8 - 2:15.908 4 - 2:16.110 9 - 2:15.228 5 - 2:14.629 10 - 2:14.401		

Weather/Track: Bright/Dry. Cars 7, 27 DNS.

HSCC Historic Formula Ford Supported by Avon Tyres
RACE 13 - LAP ANALYSIS - Snetterton - 13/14 June 2015
 (contd.)

31	Robert WAINWRIGHT	Elden Mk8
1 -	2:15.652	6 - 2:07.823
2 -	2:08.632	7 - 2:07.339
3 -	2:08.890	8 - 2:07.887
4 -	2:09.101	9 - 2:09.100
5 -	2:07.592	10 - 2:07.446
34	Peter FINNIGAN	Merlyn Mk11A/ 20A
1 -	2:34.246	6 - 2:24.126
2 -	2:23.262	7 - 2:24.929
3 -	2:24.725	8 - 2:25.697
4 -	2:23.843	9 - 2:22.453
5 -	2:24.761	
36	Rob SMITH	Merlyn Mk20
1 -	2:29.797	6 - 2:14.306
2 -	2:14.683	7 - 2:12.571
3 -	2:14.108	8 - 2:12.099
4 -	2:13.242	9 - 2:12.139
5 -	2:12.679	10 - 2:12.384
38	Pertti KIIVERI	Kvantti Mk1
1 -	2:21.400	6 - 2:11.666
2 -	2:11.934	7 - 2:12.183
3 -	2:12.235	8 - 2:09.875
4 -	2:11.071	9 - 2:10.621
5 -	2:10.876	10 - 2:12.445
43	Callum GRANT	Merlyn Mk20A
1 -	2:15.727	6 - 2:07.639
2 -	2:08.560	7 - 2:07.771
3 -	2:08.889	8 - 2:08.370
4 -	2:08.785	9 - 2:08.031
5 -	2:08.874	10 - 2:06.822
54	Alex MEEK	Merlyn Mk20A
1 -	2:24.782	
2 -	2:14.530	
3 -	2:12.199	
4 -	2:12.790	

Weather/Track: Bright/Dry. Cars 7, 27 DNS.

HSCC Historic Formula Ford Supported by Avon Tyres
RACE 13 - LAP ANALYSIS - Snetterton - 13/14 June 2015
 (contd.)

56	Roland SVENSSON	Merlyn Mk17
1 -	2:24.024	6 - 2:11.715
2 -	2:14.120	7 - 2:11.524
3 -	2:11.921	8 - 2:12.726
4 -	2:13.305	9 - 2:12.209
5 -	2:11.380	10 - 2:13.275
57	David WILD	Lola T204
1 -	2:26.611	6 - 2:09.964
2 -	2:12.210	7 - 2:13.201
3 -	2:11.502	8 - 2:10.434
4 -	2:10.662	9 - 2:09.936
5 -	2:10.430	10 - 2:10.391
60	James BUCKTON	Elden Mk8
1 -	2:18.587	6 - 2:10.392
2 -	2:09.724	7 - 2:09.671
3 -	2:09.533	8 - 2:09.713
4 -	2:10.327	9 - 2:10.552
5 -	2:10.055	10 - 2:09.781
61	Glenn EAGLING	Lotus 61MX
1 -	2:20.474	6 - 2:11.129
2 -	2:11.703	7 - 2:15.229
3 -	2:12.949	8 - 2:11.272
4 -	2:10.825	9 - 2:09.666
5 -	2:12.145	10 - 2:10.342
66	Andrew WIGGINS	Titan Mk6
1 -	2:25.914	6 - 2:11.420
2 -	2:13.988	7 - 2:11.617
3 -	2:12.164	8 - 2:12.849
4 -	2:11.913	9 - 2:12.772
5 -	2:11.791	10 - 2:12.349
68	Ross DRYBROUGH	Merlyn Mk20
1 -	2:28.221	6 - 2:15.188
2 -	2:14.283	7 - 2:23.143
3 -	2:14.211	8 - 2:15.416
4 -	2:13.721	9 - 2:14.676
5 -	2:13.767	10 - 2:15.463

Weather/Track: Bright/Dry. Cars 7, 27 DNS.

HSCC Historic Formula Ford Supported by Avon Tyres
RACE 13 - LAP ANALYSIS - Snetterton - 13/14 June 2015
 (contd.)

70	Daniel STANZL	Elden Mk8
1 -	2:24.587	6 - 2:10.719
2 -	2:12.614	7 - 2:12.652
3 -	2:11.816	8 - 2:11.409
4 -	2:11.560	9 - 2:10.237
5 -	2:10.699	10 - 2:10.282
71	Jonathan BAINES	Merlyn Mk20
1 -	2:21.751	6 - 2:10.531
2 -	2:11.871	7 - 2:10.146
3 -	2:12.845	8 - 2:09.633
4 -	2:11.644	9 - 2:09.367
5 -	2:10.511	10 - 2:09.598
76	Gary MCVEIGH	Merlyn Mk11A
1 -	2:30.814	
2 -	2:16.710	
3 -	2:16.930	
4 -	2:15.876	
5 -	2:15.791	
81	James LOVETT	Lola T200
1 -	2:23.257	6 - 2:12.551
2 -	2:12.674	7 - 2:12.337
3 -	2:12.835	8 - 2:11.730
4 -	2:13.002	9 - 2:12.231
5 -	2:12.381	10 - 2:13.247
93	Richard MITCHELL	Merlyn Mk20
1 -	2:16.918	6 - 2:07.466
2 -	2:08.043	7 - 2:07.865
3 -	2:09.513	8 - 2:08.827
4 -	2:08.191	9 - 2:08.606
5 -	2:08.067	10 - 2:07.095
97	Robert TUSTING	Lola T200
1 -	2:21.010	6 - 2:11.040
2 -	2:11.245	7 - 2:12.720
3 -	2:13.749	8 - 2:09.215
4 -	2:11.213	9 - 2:10.553
5 -	2:11.312	10 - 2:12.492

Weather/Track: Bright/Dry. Cars 7, 27 DNS.

HSCC Historic Formula Ford Supported by Avon Tyres
RACE 13 - LAP CHART - Snetterton - 13/14 June 2015

Lap 1			Lap 2			Lap 3			Lap 4			Lap 5		
No	Behind	Laptime	No	Behind	Laptime	No	Behind	Laptime	No	Behind	Laptime	No	Behind	Laptime
31		2:15.652	31		2:08.632	31		2:08.890	43		2:08.785	31		2:07.592
43	0.075	2:15.727	43	0.003	2:08.560	43	0.002	2:08.889	31	0.314	2:09.101	93	0.865	2:08.067
93	1.266	2:16.918	93	0.677	2:08.043	93	1.300	2:09.513	93	0.704	2:08.191	43	0.968	2:08.874
16	2.162	2:17.814	16	3.995	2:10.465	60	4.670	2:09.533	60	6.210	2:10.327	60	8.359	2:10.055
60	2.935	2:18.587	60	4.027	2:09.724	4	5.576	2:09.984	16	7.348	2:09.797	16	8.902	2:09.460
4	4.023	2:19.675	4	4.482	2:09.091	16	6.338	2:11.233	4	9.335	2:12.546	38	17.649	2:10.876
61	4.822	2:20.474	61	7.893	2:11.703	61	11.952	2:12.949	61	13.990	2:10.825	61	18.229	2:12.145
17	4.955	2:20.607	97	7.971	2:11.245	38	12.395	2:12.235	38	14.679	2:11.071	97	18.662	2:11.312
97	5.358	2:21.010	17	8.526	2:12.203	97	12.830	2:13.749	97	15.256	2:11.213	71	18.755	2:10.511
38	5.748	2:21.400	38	9.050	2:11.934	17	13.186	2:13.550	17	15.958	2:11.559	17	19.316	2:11.264
71	6.099	2:21.751	71	9.338	2:11.871	71	13.293	2:12.845	71	16.150	2:11.644	70	21.409	2:10.699
81	7.605	2:23.257	81	11.647	2:12.674	81	15.592	2:12.835	70	18.616	2:11.560	57	21.548	2:10.430
56	8.372	2:24.024	70	12.917	2:12.614	70	15.843	2:11.816	57	19.024	2:10.662	81	24.282	2:12.381
20	8.820	2:24.472	56	13.860	2:14.120	56	16.891	2:11.921	81	19.807	2:13.002	56	24.883	2:11.380
70	8.935	2:24.587	57	14.537	2:12.210	57	17.149	2:11.502	56	21.409	2:13.305	66	25.903	2:11.791
54	9.130	2:24.782	20	14.698	2:14.510	54	18.337	2:12.199	66	22.018	2:11.913	20	26.593	2:11.837
66	10.262	2:25.914	54	15.028	2:14.530	66	18.892	2:12.164	54	22.340	2:12.790	8	28.840	2:13.013
57	10.959	2:26.611	66	15.618	2:13.988	20	19.727	2:13.919	20	22.662	2:11.722	68	34.336	2:13.767
8	11.461	2:27.113	8	16.668	2:13.839	8	20.061	2:12.283	8	23.733	2:12.459	36	34.642	2:12.679
68	12.569	2:28.221	68	18.220	2:14.283	68	23.541	2:14.211	68	28.475	2:13.721	76	46.254	2:15.791
30	13.487	2:29.139	36	20.196	2:14.683	36	25.414	2:14.108	36	29.869	2:13.242	30	46.514	2:14.629
36	14.145	2:29.797	76	23.240	2:16.710	76	31.280	2:16.930	76	38.369	2:15.876	34	1:20.970	2:24.761
76	15.162	2:30.814	30	23.238	2:18.383	30	32.468	2:18.120	30	39.791	2:16.110			
34	18.594	2:34.246	34	33.224	2:23.262	34	49.059	2:24.725	34	1:04.115	2:23.843			

Weather/Track: Bright/Dry. Cars 7, 27 DNS.

HSCC Historic Formula Ford Supported by Avon Tyres
RACE 13 - LAP CHART - Snetterton - 13/14 June 2015
 (contd.)

Lap 6			Lap 7			Lap 8			Lap 9			Lap 10		
No	Behind	Laptime	No	Behind	Laptime	No	Behind	Laptime	No	Behind	Laptime	No	Behind	Laptime
31		2:07.823	31		2:07.339	31		2:07.887	31		2:09.100	31		2:07.446
93	0.508	2:07.466	93	1.034	2:07.865	43	1.699	2:08.370	43	0.630	2:08.031	43	0.006	2:06.822
43	0.784	2:07.639	43	1.216	2:07.771	93	1.974	2:08.827	93	1.480	2:08.606	93	1.129	2:07.095
16	10.874	2:09.795	16	13.181	2:09.646	16	14.868	2:09.574	34	1 LAP	2:25.697	34	1 LAP	2:22.453
60	10.928	2:10.392	60	13.260	2:09.671	60	15.086	2:09.713	16	16.258	2:10.490	16	18.640	2:09.828
71	21.463	2:10.531	71	24.270	2:10.146	71	26.016	2:09.633	60	16.538	2:10.552	60	18.873	2:09.781
61	21.535	2:11.129	38	26.336	2:12.183	38	28.324	2:09.875	71	26.283	2:09.367	71	28.435	2:09.598
38	21.492	2:11.666	97	27.260	2:12.720	97	28.588	2:09.215	38	29.845	2:10.621	38	34.844	2:12.445
97	21.879	2:11.040	61	29.425	2:15.229	57	32.098	2:10.434	97	30.041	2:10.553	97	35.087	2:12.492
57	23.689	2:09.964	57	29.551	2:13.201	61	32.810	2:11.272	57	32.934	2:09.936	57	35.879	2:10.391
70	24.305	2:10.719	70	29.618	2:12.652	70	33.140	2:11.409	61	33.376	2:09.666	61	36.272	2:10.342
56	28.775	2:11.715	56	32.960	2:11.524	56	37.799	2:12.726	70	34.277	2:10.237	70	37.113	2:10.282
81	29.010	2:12.551	66	33.778	2:11.617	81	37.851	2:11.730	56	40.908	2:12.209	56	46.737	2:13.275
66	29.500	2:11.420	81	34.008	2:12.337	66	38.740	2:12.849	81	40.982	2:12.231	81	46.783	2:13.247
20	30.408	2:11.638	20	34.426	2:11.357	20	38.956	2:12.417	20	42.329	2:12.473	66	47.315	2:12.349
8	33.437	2:12.420	8	39.264	2:13.166	8	44.551	2:13.174	66	42.412	2:12.772	8	52.288	2:11.710
36	41.125	2:14.306	36	46.357	2:12.571	36	50.569	2:12.099	8	48.024	2:12.573	36	58.546	2:12.384
68	41.701	2:15.188	17	50.817	2:12.840	17	54.550	2:11.620	36	53.608	2:12.139	17	1:01.795	2:11.542
17	45.316	2:33.823	68	57.505	2:23.143	68	1:05.034	2:15.416	17	57.699	2:12.249	20	1:08.452	2:33.569
30	55.580	2:16.889	30	1:04.687	2:16.446	30	1:12.708	2:15.908	68	1:10.610	2:14.676	68	1:18.627	2:15.463
34	1:37.273	2:24.126	34	1:54.863	2:24.929				30	1:18.836	2:15.228	30	1:25.791	2:14.401

Weather/Track: Bright/Dry. Cars 7, 27 DNS.

Guards Trophy supported by Dunlop Tyres
RACE 8 - QUALIFYING - Snetterton - 13/14 June 2015

POS	NO	CL	DRIVER(S)	CAR	TIME	LAPS	GAP	MPH
1	18	SRC	Bartell/Grant	Elva Mk7s	2:30.563	9		70.98
2	77	D	Gardiner/Cox	TVR Griffith	2:30.994	10	0.431	70.78
3	59	SRD	Beebee/Brooks	Chevron B8	2:31.539	9	0.976	70.53
4	6	SRD	Thompson/McClurg**	Chevron B6	2:34.456	9	3.893	69.19
5	107	D	Brooks	TVR Griffiths	2:35.151	9	4.588	68.88
6	17	SRB	Black/Wainwright	Crossle 7S	2:36.787	9	6.224	68.16
7	98	D	Kivlochan	TVR Griffith 400	2:37.274	9	6.711	67.95
8	16	SRD	Nelson	Chevron B8	2:37.883	9	7.320	67.69
9	41	SRE	Casey	Lenham P69	2:38.265	9	7.702	67.53
10	105	SRE	Godfrey	Ginetta G12	2:42.093	9	11.530	65.93
11	88	D	Davison	TVR Griffith	2:42.522	9	11.959	65.76
12	7	SRB	Brooks	Merlyn MK6	2:46.639	9	16.076	64.13
13	60	SRB	Seckel	Bobsy Sr2	2:47.040	6	16.477	63.98
14	52	SRB	Daws/Daws*	Merlyn 6A	13:25.622	1	10:55.059	13.26

*Car 52 completed 1 lap only.

Weather/Track: Cloud/Damp.

**Car 6 transponder intermittent.

These results are provisional until the conclusion of any judicial and technical matters.

Snetterton 300

Circuit Length = 2.9689 miles.

Start: 09:49 End: 10:14

Clerk of the Course:		Timekeeper:
----------------------	--	-------------

Guards Trophy supported by Dunlop Tyres

RACE 8 - QUALIFYING LAP ANALYSIS - Snetterton - 13/14 June 2015

6	Thompson/McClurg**	Chevron B6
1 - X:00.000	6 - 2:48.933	
2 - 2:52.400	7 - 2:37.171	
3 - 2:46.397	8 - 2:36.605	
4 - 2:43.230	9 - 2:34.456	
5 - 3:44.139P		
7	Brooks	Merlyn MK6
1 - X:00.000	6 - 2:52.632	
2 - 3:04.188	7 - 2:48.706	
3 - 2:55.709	8 - 2:51.279	
4 - 2:57.249	9 - 2:46.639	
5 - 2:55.280		
16	Nelson	Chevron B8
1 - X:00.000	6 - 2:43.457	
2 - 3:04.248	7 - 2:39.884	
3 - 2:49.850	8 - 2:40.382	
4 - 2:47.280	9 - 2:37.883	
5 - 2:43.883		
17	Black/Wainwright	Crossle 7S
1 - X:00.000	6 - 2:37.211	
2 - 2:43.096	7 - 4:49.033P	
3 - 2:37.510	8 - 2:55.097	
4 - 2:45.406	9 - 2:43.850	
5 - 2:36.787		
18	Bartell/Grant	Elva Mk7s
1 - X:00.000	6 - 2:43.387	
2 - 2:40.415	7 - 2:44.636	
3 - 2:41.573	8 - 2:33.683	
4 - 2:49.691	9 - 2:30.563	
5 - 3:53.070P		
41	Casey	Lenham P69
1 - X:00.000	6 - 2:43.486	
2 - 2:58.168	7 - 2:40.456	
3 - 2:51.199	8 - 2:39.452	
4 - 2:50.691	9 - 2:38.265	
5 - 2:45.215		

*Car 52 completed 1 lap only.
Weather/Track: Cloud/Damp.

**Car 6 transponder intermittent.

Snetterton 300
Circuit Length = 2.9689 miles.
Start: 09:49 End: 10:14

Guards Trophy supported by Dunlop Tyres
RACE 8 - QUALIFYING LAP ANALYSIS - Snetterton - 13/14 June 2015
 (contd.)

52	Daws/Daws*	Merlyn 6A
1 - X:00.000		
59	Beebee/Brooks	Chevron B8
1 - X:00.000 6 - 4:04.907P 2 - 2:39.925 7 - 2:46.697 3 - 2:37.712 8 - 2:35.509 4 - 2:35.678 9 - 2:31.539 5 - 2:32.054		
60	Seckel	Bobsy Sr2
1 - X:00.000 6 - 2:47.040 2 - 3:21.257 3 - 2:55.146 4 - 2:51.695 5 - 2:53.184		
77	Gardiner/Cox	TVR Griffith
1 - X:00.000 6 - 2:45.848 2 - 2:39.348 7 - 2:35.752 3 - 2:37.414 8 - 2:35.081 4 - 2:35.717 9 - 2:33.308 5 - 3:41.331P 10 - 2:30.994		
88	Davison	TVR Griffith
1 - X:00.000 6 - 2:48.079 2 - 2:57.851 7 - 2:44.546 3 - 2:54.596 8 - 2:42.522 4 - 2:50.560 9 - 3:49.750P 5 - 2:49.056		
98	Kivlochan	TVR Griffith 400
1 - X:00.000 6 - 2:39.125 2 - 2:49.837 7 - 2:37.831 3 - 2:46.121 8 - 2:38.242 4 - 3:12.284 9 - 2:37.274 5 - 2:42.645		

*Car 52 completed 1 lap only.
 Weather/Track: Cloud/Damp.

**Car 6 transponder intermittent.

Snetterton 300
 Circuit Length = 2.9689 miles.
 Start: 09:49 End: 10:14

Guards Trophy supported by Dunlop Tyres

RACE 8 - QUALIFYING LAP ANALYSIS - Snetterton - 13/14 June 2015


(contd.)

105	Godfrey	Ginetta G12
1 - X:00.000	6 - 2:46.966	
2 - 3:00.997	7 - 2:44.693	
3 - 2:50.635	8 - 2:42.596	
4 - 2:51.277	9 - 2:42.093	
5 - 2:49.077		
107	Brooks	TVR Griffiths
1 - X:00.000	6 - 2:52.591	
2 - 2:59.064	7 - 2:39.500	
3 - 2:45.974	8 - 2:36.900	
4 - 2:43.990	9 - 2:35.151	
5 - 2:41.527		

*Car 52 completed 1 lap only.
Weather/Track: Cloud/Damp.

**Car 6 transponder intermittent.

Guards Trophy supported by Dunlop Tyres
RACE 8 - GRID - Snetterton - 13/14 June 2015

ROW 7	60 Seckel	52 Daws/Daws*
ROW 6	88 Davison	7 Brooks
ROW 5	41 Casey	105 Godfrey
ROW 4	98 Kivlochan	16 Nelson
ROW 3	107 Brooks	17 Black/Wainwright
ROW 2	59 Beebee/Brooks	6 Thompson/McClurg**
ROW 1	18 Bartell/Grant	77 Gardiner/Cox
	POLE	
		

*Car 52 completed 1 lap only.

Weather/Track: Cloud/Damp.

These results are provisional until the conclusion of any judicial and technical matters.

**Car 6 transponder intermittent.

Snetterton 300

Circuit Length = 2.9689 miles.

Start: 09:49 End: 10:14

Clerk of the Course:

Timekeeper:

Guards Trophy supported by Dunlop Tyres
RACE 8 - CLASSIFICATION - Snetterton - 13/14 June 2015

POS	NO	CL	DRIVER(S)	CAR	TIME	LAPS	GAP	MPH	BEST
1	18	SRC	Bartell/Grant	Elva Mk7s	42:00.549	17		72.08	2:07.889
2	59	SRD	Brooks/Beebee	Chevron B8	42:26.862	17	26.313	71.34	2:07.939
3	7	SRB	Brooks	Merlyn MK6	42:35.297	17	34.748	71.10	2:11.414
4	6	SRD	Thompson/McClurg	Chevron B6	42:35.765	17	35.216	71.09	2:12.170
5	16	SRD	Nelson	Chevron B8	42:37.624	17	37.075	71.04	2:11.616
6	107	D	Brooks	TVR Griffith	44:04.849	17	2:04.300	68.69	2:10.499
7	41	SRE	Casey	Lenham P69	44:05.902	17	2:05.353	68.67	2:10.390
8	88	D	Davison	TVR Griffith	44:07.930	17	2:07.381	68.61	2:10.963
9	60	SRB	Seckel	Bobsy Sr2	42:09.126	16	1 LAP	67.61	2:16.130
10	98	D	Kivlochan	TVR Griffith 400	42:12.847	16	1 LAP	67.51	2:17.882
11	105	SRE	Godfrey	Ginetta G12	42:29.163	16	1 LAP	67.08	2:19.734
12	17	SRB	Wainwright/Black	Crossle 7S	42:35.809	16	1 LAP	66.91	2:11.673
13	52	SRB	Daws/Daws	Merlyn 6A	42:43.917	16	1 LAP	66.69	2:14.689

NOT CLASSIFIED

77	D	Gardiner/Cox	TVR Griffith	2:19.691	1	D.N.F.	76.51	2:19.691
----	---	--------------	--------------	----------	---	--------	-------	----------

FASTEST LAP

18	SRC	Bartell/Grant	Elva Mk7s	2:07.889	8	83.57mph	134.49kph
59	SRD	Brooks/Beebee	Chevron B8	2:07.939	7	83.54mph	134.44kph
41	SRE	Casey	Lenham P69	2:10.390	9	81.97mph	131.91kph
107	D	Brooks	TVR Griffith	2:10.499	16	81.90mph	131.80kph
7	SRB	Brooks	Merlyn MK6	2:11.414	8	81.33mph	130.88kph

Weather/Track: Cloud/Dry

These results are provisional until the conclusion of any judicial and technical matters.

Snetterton 300
 Circuit Length = 2.9689 miles.
 Start: 13:17 End: 13:59

Clerk of the Course:	Timekeeper:
----------------------	-------------

Guards Trophy supported by Dunlop Tyres
RACE 8 - LAP ANALYSIS - Snetterton - 13/14 June 2015

6	Thompson/McClurg	Chevron B6					
1 -	2:22.662	6 -	2:13.396	11 -	2:51.279	16 -	2:12.723
2 -	2:13.848	7 -	2:12.728	12 -	2:58.214	17 -	2:13.599
3 -	2:13.151	8 -	2:12.820	13 -	2:20.943		
4 -	2:12.830	9 -	3:31.788P	14 -	3:48.247		
5 -	2:15.045	10 -	2:30.322	15 -	2:12.170		
7	Brooks	Merlyn MK6					
1 -	2:29.836	6 -	2:15.012	11 -	2:55.993	16 -	2:12.255
2 -	2:14.975	7 -	2:13.178	12 -	2:49.358	17 -	2:14.443
3 -	2:14.524	8 -	2:11.414	13 -	2:23.559		
4 -	2:14.143	9 -	2:11.846	14 -	3:55.100		
5 -	2:12.445	10 -	3:34.619P	15 -	2:12.597		
16	Nelson	Chevron B8					
1 -	2:25.190	6 -	2:16.234	11 -	2:53.192	16 -	2:15.745
2 -	2:15.426	7 -	2:12.452	12 -	2:57.827	17 -	2:12.177
3 -	2:14.205	8 -	2:11.616	13 -	2:21.265		
4 -	2:15.591	9 -	2:11.906	14 -	3:48.181		
5 -	2:14.097	10 -	3:40.841P	15 -	2:11.679		
17	Wainwright/Black	Crossle 7S					
1 -	2:24.979	6 -	2:12.888	11 -	2:50.150	16 -	2:14.734
2 -	2:14.018	7 -	3:31.925P	12 -	2:23.450		
3 -	2:11.673	8 -	2:30.692	13 -	3:55.603		
4 -	3:50.117	9 -	2:20.887	14 -	2:12.149		
5 -	2:13.183	10 -	3:16.281	15 -	2:13.080		
18	Bartell/Grant	Elva Mk7s					
1 -	2:18.658	6 -	2:08.724	11 -	3:42.231	16 -	2:11.299
2 -	2:10.506	7 -	2:09.212	12 -	2:50.533	17 -	2:09.033
3 -	2:09.659	8 -	2:07.889	13 -	2:24.463		
4 -	2:08.982	9 -	2:08.704	14 -	3:27.677		
5 -	2:13.983	10 -	3:26.025P	15 -	2:12.971		
41	Casey	Lenham P69					
1 -	2:30.574	6 -	3:32.783P	11 -	2:49.115	16 -	2:10.672
2 -	2:17.302	7 -	2:21.659	12 -	2:25.661	17 -	2:11.606
3 -	2:15.944	8 -	2:12.614	13 -	3:15.296		
4 -	2:14.990	9 -	2:10.390	14 -	2:21.446		
5 -	2:13.497	10 -	4:51.063	15 -	2:11.290		

Weather/Track: Cloud/Dry

Guards Trophy supported by Dunlop Tyres
RACE 8 - LAP ANALYSIS - Snetterton - 13/14 June 2015
 (contd.)

52	Daws/Daws	Merlyn 6A					
1 -	2:45.265	6 -	2:22.243	11 -	2:56.743	16 -	2:16.019
2 -	2:30.847	7 -	2:19.052	12 -	2:21.943		
3 -	2:28.549	8 -	3:59.616P	13 -	3:49.322		
4 -	2:26.077	9 -	2:41.363	14 -	2:16.452		
5 -	2:23.478	10 -	2:52.259	15 -	2:14.689		
59	Brooks/Beebee	Chevron B8					
1 -	2:18.980	6 -	2:08.274	11 -	3:21.719	16 -	2:11.302
2 -	2:10.703	7 -	2:07.939	12 -	2:49.459	17 -	2:10.342
3 -	2:09.334	8 -	3:25.367P	13 -	2:24.629		
4 -	2:09.328	9 -	2:17.444	14 -	3:55.734		
5 -	2:22.944	10 -	2:13.827	15 -	2:09.537		
60	Seckel	Bobsy Sr2					
1 -	2:30.236	6 -	2:20.197	11 -	2:47.019	16 -	2:16.130
2 -	2:24.255	7 -	2:17.244	12 -	3:36.004		
3 -	2:22.947	8 -	2:17.906	13 -	3:37.380		
4 -	2:19.701	9 -	2:18.592	14 -	2:25.066		
5 -	2:17.482	10 -	4:01.076P	15 -	2:17.891		
77	Gardiner/Cox	TVR Griffith					
1 -	2:19.691						
88	Davison	TVR Griffith					
1 -	2:28.917	6 -	2:12.484	11 -	2:50.222	16 -	2:10.963
2 -	2:18.096	7 -	2:14.686	12 -	2:24.180	17 -	2:12.417
3 -	2:14.616	8 -	2:15.584	13 -	3:17.721		
4 -	2:14.969	9 -	3:37.080P	14 -	2:19.273		
5 -	2:14.070	10 -	4:51.021	15 -	2:11.631		
98	Kivlochan	TVR Griffith 400					
1 -	2:26.692	6 -	2:18.829	11 -	2:51.334	16 -	2:18.123
2 -	2:18.563	7 -	3:41.175P	12 -	2:24.097		
3 -	2:17.882	8 -	2:30.700	13 -	3:19.131		
4 -	2:22.011	9 -	2:24.610	14 -	2:19.388		
5 -	2:19.254	10 -	4:02.414	15 -	2:18.644		

Weather/Track: Cloud/Dry

Guards Trophy supported by Dunlop Tyres
RACE 8 - LAP ANALYSIS - Snetterton - 13/14 June 2015
 (contd.)

105	Godfrey	Ginetta G12					
1 -	2:33.338	6 -	2:21.304	11 -	2:50.953	16 -	2:21.091
2 -	2:21.966	7 -	2:22.261	12 -	2:24.751		
3 -	2:23.259	8 -	2:21.576	13 -	3:27.443		
4 -	2:19.734	9 -	3:40.228P	14 -	2:20.734		
5 -	2:20.480	10 -	3:59.217	15 -	2:20.828		
107	Brooks	TVR Griffith					
1 -	2:23.709	6 -	3:33.597P	11 -	2:50.243	16 -	2:10.499
2 -	2:15.693	7 -	2:19.881	12 -	2:25.203	17 -	2:11.738
3 -	2:14.394	8 -	2:15.006	13 -	3:15.775		
4 -	2:14.613	9 -	2:13.991	14 -	2:19.245		
5 -	2:15.258	10 -	4:53.128	15 -	2:12.876		

Weather/Track: Cloud/Dry

Guards Trophy supported by Dunlop Tyres
RACE 8 - LAP CHART - Snetterton - 13/14 June 2015

Lap 1			Lap 2			Lap 3			Lap 4			Lap 5		
No	Behind	Laptime	No	Behind	Laptime	No	Behind	Laptime	No	Behind	Laptime	No	Behind	Laptime
18		2:18.658	18		2:10.506	18		2:09.659	18		2:08.982	18		2:13.983
59	0.322	2:18.980	59	0.519	2:10.703	59	0.194	2:09.334	59	0.540	2:09.328	59	9.501	2:22.944
77	1.033	2:19.691	6	7.346	2:13.848	6	10.838	2:13.151	6	14.686	2:12.830	6	15.748	2:15.045
6	4.004	2:22.662	17	9.833	2:14.018	17	11.847	2:11.673	107	20.604	2:14.613	107	21.879	2:15.258
107	5.051	2:23.709	107	10.238	2:15.693	107	14.973	2:14.394	16	22.607	2:15.591	16	22.721	2:14.097
17	6.321	2:24.979	16	11.452	2:15.426	16	15.998	2:14.205	7	25.673	2:14.143	7	24.135	2:12.445
16	6.532	2:25.190	7	15.647	2:14.975	7	20.512	2:14.524	88	28.793	2:14.969	88	28.880	2:14.070
98	8.034	2:26.692	98	16.091	2:18.563	88	22.806	2:14.616	41	31.005	2:14.990	41	30.519	2:13.497
88	10.259	2:28.917	88	17.849	2:18.096	98	24.314	2:17.882	98	37.343	2:22.011	98	42.614	2:19.254
7	11.178	2:29.836	41	18.712	2:17.302	41	24.997	2:15.944	60	49.334	2:19.701	60	52.833	2:17.482
60	11.578	2:30.236	60	25.327	2:24.255	60	38.615	2:22.947	105	50.492	2:19.734	105	56.989	2:20.480
41	11.916	2:30.574	105	26.140	2:21.966	105	39.740	2:23.259	52	1:22.933	2:26.077	52	1:32.428	2:23.478
105	14.680	2:33.338	52	46.948	2:30.847	52	1:05.838	2:28.549	17	1:52.982	3:50.117	17	1:52.182	2:13.183
52	26.607	2:45.265												

Weather/Track: Cloud/Dry

www.mstworld.com

Page 1 of 4

Snetterton 300
 Circuit Length = 2.9689 miles.
 Start: 13:17 End: 13:59

Printed - 14:04 Sunday, 14 June 2015

Guards Trophy supported by Dunlop Tyres
RACE 8 - LAP CHART - Snetterton - 13/14 June 2015
 (contd.)

Lap 6			Lap 7			Lap 8			Lap 9			Lap 10		
No	Behind	Laptime	No	Behind	Laptime	No	Behind	Laptime	No	Behind	Laptime	No	Behind	Laptime
18		2:08.724	18		2:09.212	18		2:07.889	18		2:08.704	18		3:26.025P
59	9.051	2:08.274	59	7.778	2:07.939	98	1 LAP	3:41.175P	41	1 LAP	2:12.614	59	21.798	2:13.827
6	20.420	2:13.396	6	23.936	2:12.728	6	28.867	2:12.820	98	1 LAP	2:30.700	17	1 LAP	2:20.887
16	30.231	2:16.234	16	33.471	2:12.452	16	37.198	2:11.616	16	40.400	2:11.906	7	49.650	3:34.619P
7	30.423	2:15.012	7	34.389	2:13.178	7	37.914	2:11.414	7	41.056	2:11.846	52	1 LAP	2:41.363
88	32.640	2:12.484	88	38.114	2:14.686	88	45.809	2:15.584	60	1:32.243	2:18.592	16	55.216	3:40.841P
98	52.719	2:18.829	60	1:12.338	2:17.244	17	1 LAP	3:31.925P	17	1 LAP	2:30.692	6	56.248	2:30.322
60	1:04.306	2:20.197	105	1:22.618	2:22.261	60	1:22.355	2:17.906	59	1:33.996	2:17.444	60	2:07.294	4:01.076P
105	1:09.569	2:21.304	52	1:55.787	2:19.052	59	1:25.256	3:25.367P	52	1 LAP	3:59.616P	107	3:36.928	4:53.128
52	1:45.947	2:22.243	107	1:57.421	2:19.881	105	1:36.305	2:21.576	6	1:51.951	3:31.788P	41	3:38.474	4:51.063
107	1:46.752	3:33.597P	41	2:07.025	2:21.659	107	2:04.538	2:15.006	107	2:09.825	2:13.991	88	3:39.181	4:51.021
41	1:54.578	3:32.783P							41	2:13.436	2:10.390	98	3:39.788	4:02.414
17	1:56.346	2:12.888							88	2:14.185	3:37.080P	105	3:41.021	3:59.217
									98	3:03.399	2:24.610			
									105	3:07.829	3:40.228P			

Weather/Track: Cloud/Dry

www.mstworld.com

Snetterton 300
 Circuit Length = 2.9689 miles.
 Start: 13:17 End: 13:59

Guards Trophy supported by Dunlop Tyres
RACE 8 - LAP CHART - Snetterton - 13/14 June 2015
 (contd.)

Lap 11			Lap 12			Lap 13			Lap 14			Lap 15		
No	Behind	Laptime	No	Behind	Laptime	No	Behind	Laptime	No	Behind	Laptime	No	Behind	Laptime
18		3:42.231	18		2:50.533	18		2:24.463	18		3:27.677	18		2:12.971
59	1.286	3:21.719	59	0.212	2:49.459	59	0.378	2:24.629	59	28.435	3:55.734	105	1 LAP	2:20.734
17	1 LAP	3:16.281	17	1 LAP	2:50.150	17	1 LAP	2:23.450	17	1 LAP	3:55.603	59	25.001	2:09.537
7	3.412	2:55.993	7	2.237	2:49.358	7	1.333	2:23.559	7	28.756	3:55.100	17	1 LAP	2:12.149
52	1 LAP	2:52.259	52	1 LAP	2:56.743	52	1 LAP	2:21.943	52	1 LAP	3:49.322	7	28.382	2:12.597
6	5.296	2:51.279	6	12.977	2:58.214	6	9.457	2:20.943	6	30.027	3:48.247	6	29.226	2:12.170
16	6.177	2:53.192	16	13.471	2:57.827	16	10.273	2:21.265	16	30.777	3:48.181	16	29.485	2:11.679
60	1:12.082	2:47.019	60	1:57.553	3:36.004	60	3:10.470	3:37.380	107	2:02.490	2:19.245	52	1 LAP	2:16.452
107	2:44.940	2:50.243	107	2:19.610	2:25.203	107	3:10.922	3:15.775	41	2:05.088	2:21.446	107	2:02.395	2:12.876
41	2:45.358	2:49.115	41	2:20.486	2:25.661	41	3:11.319	3:15.296	88	2:05.673	2:19.273	41	2:03.407	2:11.290
88	2:47.172	2:50.222	88	2:20.819	2:24.180	88	3:14.077	3:17.721	60	2:07.859	2:25.066	88	2:04.333	2:11.631
98	2:48.891	2:51.334	98	2:22.455	2:24.097	98	3:17.123	3:19.131	98	2:08.834	2:19.388			
105	2:49.743	2:50.953	105	2:23.961	2:24.751	105	3:26.941	3:27.443						

Weather/Track: Cloud/Dry

Guards Trophy supported by Dunlop Tyres
RACE 8 - LAP CHART - Snetterton - 13/14 June 2015
 (contd.)

Lap 16			Lap 17			Lap 18			Lap 19			Lap 20		
No	Behind	Laptime	No	Behind	Laptime	No	Behind	Laptime	No	Behind	Laptime	No	Behind	Laptime
18		2:11.299	18		2:09.033									
60	1 LAP	2:17.891	60	1 LAP	2:16.130									
98	1 LAP	2:18.644	98	1 LAP	2:18.123									
105	1 LAP	2:20.828	59	26.313	2:10.342									
59	25.004	2:11.302	105	1 LAP	2:21.091									
7	29.338	2:12.255	7	34.748	2:14.443									
17	1 LAP	2:13.080	6	35.216	2:13.599									
6	30.650	2:12.723	17	1 LAP	2:14.734									
16	33.931	2:15.745	16	37.075	2:12.177									
52	1 LAP	2:14.689	52	1 LAP	2:16.019									
107	2:01.595	2:10.499	107	2:04.300	2:11.738									
41	2:02.780	2:10.672	41	2:05.353	2:11.606									
88	2:03.997	2:10.963	88	2:07.381	2:12.417									

Weather/Track: Cloud/Dry

Archie Scott Brown Trophy
RACE 9 - QUALIFYING - Snetterton - 13/14 June 2015

POS	NO	CL	DRIVER	NAT	CAR	TIME	LAPS	GAP	MPH
1	36	B	Steve BROOKS		Lister Jaguar	2:47.318	7		63.87
2	14	A	Roberto GIORDANELLI		Lister Chevrolet	2:48.940	7	1.622	63.26
3	9	A	Julian MAJZUB		Sadler Mk3	2:48.957	7	1.639	63.25
4	2	F	Robi BERNBERG		Cooper T39	2:51.217	7	3.899	62.42
5	8	D	Steven HART		Maserati 300s	2:51.969	7	4.651	62.15
6	25	A	Mark LEWIS		Lister Knobbly	2:52.348	7	5.030	62.01
7	26	D	Christopher MANN		Alfa Romeo Disco Volante	2:53.349	7	6.031	61.65
8	10	E	Malcolm PAUL		Lotus Mk X	2:54.719	7	7.401	61.17
9	85	INV	Stephen BOND		Lister Jaguar	2:55.608	7	8.290	60.86
10	31	A	Adam SINGER		Kurtis 500s	3:02.258	7	14.940	58.64
11	7	E	Sean MCCLURG		Porsche Speedster	3:07.864	3	20.546	56.89
12	18	C	Charles FRIPP		Jaguar Special XK140	3:10.318	6	23.000	56.15

Weather/Track: Cloud/Wet

These results are provisional until the conclusion of any judicial and technical matters.

Snetterton 300
 Circuit Length = 2.9689 miles.
 Start: 09:22 End: 09:42

Clerk of the Course:		Timekeeper:
----------------------	--	-------------

Archie Scott Brown Trophy

RACE 9 - QUALIFYING LAP ANALYSIS - Snetterton - 13/14 June 2015

2	Robi BERNBERG	Cooper T39
1 - X:00.000	6 - 2:51.656	
2 - 3:04.988	7 - 2:52.906	
3 - 2:58.752		
4 - 2:57.221		
5 - 2:51.217		
7	Sean MCCLURG	Porsche Speedster
1 - X:00.000		
2 - 3:07.864		
3 - 3:10.816		
8	Steven HART	Maserati 300s
1 - X:00.000	6 - 2:53.371	
2 - 2:59.188	7 - 2:51.969	
3 - 2:56.321		
4 - 2:56.373		
5 - 2:54.997		
9	Julian MAJZUB	Sadler Mk3
1 - X:00.000	6 - 2:51.820	
2 - 3:03.602	7 - 2:48.957	
3 - 2:55.028		
4 - 2:54.028		
5 - 2:52.621		
10	Malcolm PAUL	Lotus Mk X
1 - X:00.000	6 - 2:56.197	
2 - 3:26.669	7 - 2:54.719	
3 - 3:02.558		
4 - 2:58.675		
5 - 2:58.679		
14	Roberto GIORDANELLI	Lister Chevrolet
1 - X:00.000	6 - 2:48.940	
2 - 2:58.669	7 - 2:49.869	
3 - 2:53.584		
4 - 2:52.464		
5 - 2:51.304		

Weather/Track: Cloud/Wet

www.mstworld.com

Page 1 of 3

Snetterton 300
Circuit Length = 2.9689 miles.
Start: 09:22 End: 09:42
Printed - 09:46 Sunday, 14 June 2015

Archie Scott Brown Trophy

RACE 9 - QUALIFYING LAP ANALYSIS - Snetterton - 13/14 June 2015

(contd.)

18	Charles FRIPP	Jaguar Special XK140
1 - X:00.000	6 - 3:10.318	
2 - 3:21.902		
3 - 3:20.731		
4 - 3:17.861		
5 - 3:13.579		
25	Mark LEWIS	Lister Knobbly
1 - X:00.000	6 - 2:53.458	
2 - 3:07.176	7 - 2:52.348	
3 - 2:59.013		
4 - 2:58.964		
5 - 2:55.801		
26	Christopher MANN	Alfa Romeo Disco Volante
1 - X:00.000	6 - 2:54.037	
2 - 3:03.401	7 - 2:53.349	
3 - 3:01.251		
4 - 2:57.247		
5 - 2:54.507		
31	Adam SINGER	Kurtis 500s
1 - X:00.000	6 - 3:02.258	
2 - 3:15.479	7 - 3:03.563	
3 - 3:12.250		
4 - 3:06.699		
5 - 3:03.063		
36	Steve BROOKS	Lister Jaguar
1 - X:00.000	6 - 2:49.952	
2 - 2:57.864	7 - 2:47.318	
3 - 3:30.620		
4 - 2:54.438		
5 - 2:52.135		

Weather/Track: Cloud/Wet

www.mstworld.com

Page 2 of 3

Snetterton 300
Circuit Length = 2.9689 miles.
Start: 09:22 End: 09:42

Printed - 09:46 Sunday, 14 June 2015

Archie Scott Brown Trophy


RACE 9 - QUALIFYING LAP ANALYSIS - Snetterton - 13/14 June 2015

(contd.)

85	Stephen BOND	Lister Jaguar
1 - X:00.000	6 - 2:55.608	
2 - 3:09.218	7 - 2:55.713	
3 - 3:09.988		
4 - 3:01.784		
5 - 2:57.222		

Archie Scott Brown Trophy
RACE 9 - GRID - Snetterton - 13/14 June 2015

ROW 6	7	MCCLURG	18	FRIPP
ROW 5	85	BOND	31	SINGER
ROW 4	26	MANN	10	PAUL
ROW 3	8	HART	25	LEWIS
ROW 2	9	MAJZUB	2	BERNBERG
ROW 1	36	BROOKS	14	GIORDANELLI
		POLE		



Weather/Track: Cloud/Wet

These results are provisional until the conclusion of any judicial and technical matters.

Snetterton 300
Circuit Length = 2.9689 miles.
Start: 09:22 End: 09:42

Clerk of the Course:

Timekeeper:

Archie Scott Brown Trophy

RACE 9 - CLASSIFICATION - Snetterton - 13/14 June 2015

POS	NO	CL	DRIVER	NAT	CAR	TIME	LAPS	GAP	MPH	BEST
1	9	A	Julian MAJZUB		Sadler Mk3	30:16.964	12		70.58	2:20.180
2	14	A	Roberto GIORDANELLI		Lister Chevrolet	30:26.089	12	9.125	70.23	2:21.529
3	25	A	Mark LEWIS		Lister Knobbly	30:26.333	12	9.369	70.22	2:13.199
4	36	B	Steve BROOKS		Lister Jaguar	30:49.141	12	32.177	69.36	2:18.476
5	8	D	Steven HART		Maserati 300s	31:32.632	12	1:15.668	67.76	2:26.020
6	2	F	Robi BERNBERG		Cooper T39	32:19.267	12	2:02.303	66.13	2:30.127
7	10	E	Malcolm PAUL		Lotus Mk X	32:29.814	12	2:12.850	65.77	2:29.884
8	26	D	Christopher MANN		Alfa Romeo Disco Volante	31:05.104	11	1 LAP	63.03	2:40.174
9	7	E	Sean MCCLURG		Porsche Speedster	31:15.272	11	1 LAP	62.69	2:42.869
10	31	A	Adam SINGER		Kurtis 500s	32:16.847	11	1 LAP	60.70	2:44.356
11	18	C	Charles FRIPP		Jaguar Special XK140	30:17.617	10	2 LAPS	58.80	2:49.232

NOT CLASSIFIED

85	INV	Stephen BOND	Lister Jaguar				0	D.N.F.	N/A
----	-----	--------------	---------------	--	--	--	---	--------	-----

FASTEST LAP

25	A	Mark LEWIS	Lister Knobbly			2:13.199	12	80.24mph	129.13kph
36	B	Steve BROOKS	Lister Jaguar			2:18.476	11	77.18mph	124.21kph
8	D	Steven HART	Maserati 300s			2:26.020	12	73.19mph	117.79kph
10	E	Malcolm PAUL	Lotus Mk X			2:29.884	12	71.30mph	114.76kph
2	F	Robi BERNBERG	Cooper T39			2:30.127	8	71.19mph	114.57kph
18	C	Charles FRIPP	Jaguar Special XK140			2:49.232	10	63.15mph	101.64kph

Weather/Track: Drizzle/Damp

These results are provisional until the conclusion of any judicial and technical matters.

Snetterton 300
Circuit Length = 2.9689 miles.
Start: 14:14 End: 14:44

Clerk of the Course:		Timekeeper:
----------------------	--	-------------

Archie Scott Brown Trophy

RACE 9 - LAP ANALYSIS - Snetterton - 13/14 June 2015

2	Robi BERNBERG	Cooper T39
1 - 2:37.427	6 - 2:42.502	11 - 2:36.923
2 - 2:37.727	7 - 2:32.653	12 - 2:39.665
3 - 2:55.876	8 - 2:30.127	
4 - 2:57.939	9 - 2:39.242	
5 - 2:49.830	10 - 2:39.356	
7	Sean MCCLURG	Porsche Speedster
1 - 2:57.995	6 - 2:49.364	11 - 2:44.244
2 - 2:52.399	7 - 2:46.563	
3 - 3:00.445	8 - 2:44.242	
4 - 2:58.613	9 - 2:46.148	
5 - 2:52.390	10 - 2:42.869	
8	Steven HART	Maserati 300s
1 - 2:33.748	6 - 2:40.727	11 - 2:26.614
2 - 2:39.020	7 - 2:31.723	12 - 2:26.020
3 - 3:00.196	8 - 2:31.253	
4 - 2:58.886	9 - 2:27.368	
5 - 2:48.323	10 - 2:28.754	
9	Julian MAJZUB	Sadler Mk3
1 - 2:25.289	6 - 2:33.475	11 - 2:20.294
2 - 2:28.996	7 - 2:27.969	12 - 2:20.180
3 - 2:50.205	8 - 2:24.578	
4 - 2:56.341	9 - 2:21.856	
5 - 2:44.275	10 - 2:23.506	
10	Malcolm PAUL	Lotus Mk X
1 - 2:41.923	6 - 2:43.505	11 - 2:31.470
2 - 2:46.480	7 - 2:37.828	12 - 2:29.884
3 - 3:04.500	8 - 2:33.593	
4 - 3:01.833	9 - 2:32.843	
5 - 2:53.824	10 - 2:32.131	
14	Roberto GIORDANELLI	Lister Chevrolet
1 - 2:23.159	6 - 2:35.994	11 - 2:21.752
2 - 2:26.940	7 - 2:31.483	12 - 2:21.529
3 - 2:49.014	8 - 2:24.825	
4 - 2:56.106	9 - 2:23.974	
5 - 2:47.398	10 - 2:23.915	

Weather/Track: Drizzle/Damp

www.mstworld.com

Page 1 of 2

Snetterton 300
Circuit Length = 2.9689 miles.
Start: 14:14 End: 14:44
Printed - 14:48 Sunday, 14 June 2015

Archie Scott Brown Trophy

RACE 9 - LAP ANALYSIS - Snetterton - 13/14 June 2015

(contd.)

18	Charles FRIPP	Jaguar Special XK140
1 - 2:56.702	6 - 3:03.347	
2 - 3:02.530	7 - 2:56.364	
3 - 3:24.151	8 - 2:53.253	
4 - 3:15.221	9 - 2:50.970	
5 - 3:05.847	10 - 2:49.232	
25	Mark LEWIS	Lister Knobbly
1 - 2:41.922	6 - 2:37.673	11 - 2:14.541
2 - 2:36.104	7 - 2:26.402	12 - 2:13.199
3 - 2:57.726	8 - 2:19.985	
4 - 2:56.746	9 - 2:19.078	
5 - 2:46.152	10 - 2:16.805	
26	Christopher MANN	Alfa Romeo Disco Volante
1 - 2:50.308	6 - 2:50.053	11 - 2:40.174
2 - 2:51.193	7 - 2:44.719	
3 - 3:01.584	8 - 2:42.427	
4 - 3:03.800	9 - 2:43.923	
5 - 2:54.623	10 - 2:42.300	
31	Adam SINGER	Kurtis 500s
1 - 2:54.484	6 - 2:56.747	11 - 2:44.356
2 - 2:56.037	7 - 2:54.135	
3 - 3:14.705	8 - 2:50.913	
4 - 3:09.598	9 - 2:46.700	
5 - 3:04.070	10 - 2:45.102	
36	Steve BROOKS	Lister Jaguar
1 - 2:30.846	6 - 2:30.455	11 - 2:18.476
2 - 2:46.183	7 - 2:23.987	12 - 2:18.881
3 - 3:12.859	8 - 2:22.919	
4 - 2:57.933	9 - 2:22.334	
5 - 2:42.800	10 - 2:21.468	
85	Stephen BOND	Lister Jaguar

Weather/Track: Drizzle/Damp

www.mstworld.com

Page 2 of 2

Snetterton 300
Circuit Length = 2.9689 miles.
Start: 14:14 End: 14:44

Printed - 14:48 Sunday, 14 June 2015

Archie Scott Brown Trophy
RACE 9 - LAP CHART - Snetterton - 13/14 June 2015

Lap 1			Lap 2			Lap 3			Lap 4			Lap 5		
No	Behind	Laptime	No	Behind	Laptime	No	Behind	Laptime	No	Behind	Laptime	No	Behind	Laptime
14		2:23.159	14		2:26.940	14		2:49.014	14		2:56.106	14		2:47.398
9	2.130	2:25.289	9	4.186	2:28.996	9	5.377	2:50.205	9	5.612	2:56.341	9	2.489	2:44.275
36	7.687	2:30.846	8	22.669	2:39.020	2	31.917	2:55.876	2	33.750	2:57.939	25	36.033	2:46.152
8	10.589	2:33.748	2	25.055	2:37.727	8	33.851	3:00.196	8	36.631	2:58.886	2	36.182	2:49.830
2	14.268	2:37.427	36	26.930	2:46.183	25	36.639	2:57.726	25	37.279	2:56.746	8	37.556	2:48.323
10	18.764	2:41.923	25	27.927	2:36.104	36	50.775	3:12.859	36	52.602	2:57.933	36	48.004	2:42.800
25	18.763	2:41.922	10	38.304	2:46.480	10	53.790	3:04.500	10	59.517	3:01.833	10	1:05.943	2:53.824
26	27.149	2:50.308	26	51.402	2:51.193	26	1:03.972	3:01.584	26	1:11.666	3:03.800	26	1:18.891	2:54.623
31	31.325	2:54.484	7	1:00.295	2:52.399	7	1:11.726	3:00.445	7	1:14.233	2:58.613	7	1:19.225	2:52.390
18	33.543	2:56.702	31	1:00.422	2:56.037	31	1:26.113	3:14.705	31	1:39.605	3:09.598	31	1:56.277	3:04.070
7	34.836	2:57.995	18	1:09.133	3:02.530	18	1:44.270	3:24.151	18	2:03.385	3:15.221	18	2:21.834	3:05.847

Weather/Track: Drizzle/Damp

Archie Scott Brown Trophy

RACE 9 - LAP CHART - Snetterton - 13/14 June 2015

(contd.)

Lap 6			Lap 7			Lap 8			Lap 9			Lap 10		
No	Behind	Laptime	No	Behind	Laptime	No	Behind	Laptime	No	Behind	Laptime	No	Behind	Laptime
9		2:33.475	9		2:27.969	9		2:24.578	9		2:21.856	9		2:23.506
14	0.030	2:35.994	14	3.544	2:31.483	14	3.791	2:24.825	14	5.909	2:23.974	26	1 LAP	2:43.923
25	37.742	2:37.673	18	1 LAP	3:03.347	31	1 LAP	2:54.135	25	28.804	2:19.078	14	6.318	2:23.915
8	42.319	2:40.727	25	36.175	2:26.402	25	31.582	2:19.985	36	37.332	2:22.334	7	1 LAP	2:46.148
36	42.495	2:30.455	36	38.513	2:23.987	36	36.854	2:22.919	31	1 LAP	2:50.913	25	22.103	2:16.805
2	42.720	2:42.502	8	46.073	2:31.723	8	52.748	2:31.253	8	58.260	2:27.368	36	35.294	2:21.468
10	1:13.484	2:43.505	2	47.404	2:32.653	2	52.953	2:30.127	2	1:10.339	2:39.242	8	1:03.508	2:28.754
7	1:32.625	2:49.364	10	1:23.343	2:37.828	18	1 LAP	2:56.364	18	1 LAP	2:53.253	31	1 LAP	2:46.700
26	1:32.980	2:50.053	26	1:49.730	2:44.719	10	1:32.358	2:33.593	10	1:43.345	2:32.843	2	1:26.189	2:39.356
31	2:17.060	2:56.747	7	1:51.219	2:46.563	26	2:07.579	2:42.427				18	1 LAP	2:50.970
						7	2:10.883	2:44.242				10	1:51.970	2:32.131

Weather/Track: Drizzle/Damp

www.mstworld.com

Page 2 of 3

Snetterton 300
Circuit Length = 2.9689 miles.
Start: 14:14 End: 14:44

Printed - 14:48 Sunday, 14 June 2015

Archie Scott Brown Trophy

RACE 9 - LAP CHART - Snetterton - 13/14 June 2015

(contd.)

Lap 11			Lap 12			Lap 13			Lap 14			Lap 15		
No	Behind	Laptime	No	Behind	Laptime	No	Behind	Laptime	No	Behind	Laptime	No	Behind	Laptime
9		2:20.294	9		2:20.180									
14	7.776	2:21.752	18	2 LAPS	2:49.232									
25	16.350	2:14.541	14	9.125	2:21.529									
26	1 LAP	2:42.300	25	9.369	2:13.199									
36	33.476	2:18.476	36	32.177	2:18.881									
7	1 LAP	2:42.869	26	1 LAP	2:40.174									
8	1:09.828	2:26.614	7	1 LAP	2:44.244									
31	1 LAP	2:45.102	8	1:15.668	2:26.020									
2	1:42.818	2:36.923	31	1 LAP	2:44.356									
10	2:03.146	2:31.470	2	2:02.303	2:39.665									
			10	2:12.850	2:29.884									

Weather/Track: Drizzle/Damp

www.mstworld.com

Page 3 of 3

Snetterton 300
Circuit Length = 2.9689 miles.
Start: 14:14 End: 14:44

Printed - 14:48 Sunday, 14 June 2015

Classic Racing Cars

RACE 10 - QUALIFYING - Snetterton - 13/14 June 2015

POS	NO	CL	DRIVER	NAT	CAR	TIME	LAPS	GAP	MPH
1	59	G	Ian JONES		Lotus 59	2:11.894	7		81.03
2	12	G	Andy JARVIS		Palliser WDB 2	2:22.875	6	10.981	74.80
3	4	G	Mike PAINTER		Brabham BT16	2:30.303	6	18.409	71.11
4	6	D	Leif BOSSON		Brabham BT28	2:33.951	6	22.057	69.42
5	89	G	John HUTCHISON		Crossle 14F	2:44.249	6	32.355	65.07
6	26	D	Steve SEAMAN		Brabham BT21	2:57.493	4	45.599	60.21

Weather/Track: Cloud/Damp

These results are provisional until the conclusion of any judicial and technical matters.

Snetterton 300

Circuit Length = 2.9689 miles.

Start: 10:24 End: 10:39

Clerk of the Course:

Timekeeper:

Classic Racing Cars

RACE 10 - QUALIFYING LAP ANALYSIS - Snetterton - 13/14 June 2015

4	Mike PAINTER	Brabham BT16
1 - X:00.000	6 - 2:30.303	
2 - 2:41.422		
3 - 2:37.243		
4 - 2:35.157		
5 - 2:32.471		
6	Leif BOSSON	Brabham BT28
1 - X:00.000	6 - 2:33.951	
2 - 2:45.640		
3 - 2:41.621		
4 - 2:36.173		
5 - 2:34.301		
12	Andy JARVIS	Palliser WDB 2
1 - X:00.000	6 - 2:22.875	
2 - 2:33.970		
3 - 2:33.864		
4 - 2:32.931		
5 - 2:26.467		
26	Steve SEAMAN	Brabham BT21
1 - X:00.000		
2 - 4:54.979P		
3 - 2:57.493		
4 - 3:12.788P		
59	Ian JONES	Lotus 59
1 - X:00.000	6 - 2:26.591	
2 - 2:24.949	7 - 2:11.894	
3 - 2:20.079		
4 - 2:17.762		
5 - 2:15.092		
89	John HUTCHISON	Crossle 14F
1 - X:00.000	6 - 2:46.046	
2 - 2:56.199		
3 - 2:46.185		
4 - 2:44.249		
5 - 2:44.855		

Weather/Track: Cloud/Damp

www.mstworld.com

Snetterton 300
Circuit Length = 2.9689 miles.
Start: 10:24 End: 10:39

Printed - 10:44 Sunday, 14 June 2015

Classic Racing Cars

RACE 10 - CLASSIFICATION - Snetterton - 13/14 June 2015

POS	NO	CL	DRIVER	NAT	CAR	TIME	LAPS	GAP	MPH	BEST
1	59	G	Ian JONES		Lotus 59	20:46.078	9		77.19	2:03.516
2	12	G	Andy JARVIS		Palliser WDB 2	21:04.605	9	18.527	76.06	2:05.304
3	89	G	John HUTCHISON		Crossle 14F	22:35.750	9	1:49.672	70.95	2:18.173
4	6	D	Leif BOSSON		Brabham BT28	22:37.679	9	1:51.601	70.85	2:17.924
NOT CLASSIFIED										
26	D	Steve SEAMAN		Brabham BT21	3:07.199	1	D.N.F.	57.09		
4	G	Mike PAINTER		Brabham BT16		0	D.N.F.	N/A		
FASTEST LAP										
59	G	Ian JONES		Lotus 59	2:03.516	5	86.53mph	139.25kph		
6	D	Leif BOSSON		Brabham BT28	2:17.924	9	77.49mph	124.71kph		

Weather/Track: Cloud/Drying

These results are provisional until the conclusion of any judicial and technical matters.

Snetterton 300
Circuit Length = 2.9689 miles.
Start: 14:58 End: 15:18

Clerk of the Course:		Timekeeper:
----------------------	--	-------------

Classic Racing Cars

RACE 10 - LAP ANALYSIS - Snetterton - 13/14 June 2015

4	Mike PAINTER	Brabham BT16
6	Leif BOSSON	Brabham BT28
1 - 2:37.194 6 - 2:20.261 2 - 3:36.411 7 - 2:18.231 3 - 2:23.940 8 - 2:22.941 4 - 2:20.870 9 - 2:17.924 5 - 2:19.907		
12	Andy JARVIS	Palliser WDB 2
1 - 2:36.017 6 - 2:13.913 2 - 3:34.731 7 - 2:05.695 3 - 2:06.875 8 - 2:06.329 4 - 2:05.718 9 - 2:10.023 5 - 2:05.304		
26	Steve SEAMAN	Brabham BT21
1 - 3:07.199P		
59	Ian JONES	Lotus 59
1 - 2:35.376 6 - 2:04.694 2 - 3:34.992 7 - 2:05.222 3 - 2:06.464 8 - 2:04.738 4 - 2:06.177 9 - 2:04.899 5 - 2:03.516		
89	John HUTCHISON	Crossle 14F
1 - 2:38.992 6 - 2:19.347 2 - 3:34.921 7 - 2:18.880 3 - 2:22.042 8 - 2:22.286 4 - 2:20.570 9 - 2:18.173 5 - 2:20.539		

Weather/Track: Cloud/Drying

www.mstworld.com

Snetterton 300
Circuit Length = 2.9689 miles.
Start: 14:58 End: 15:18
Printed - 15:24 Sunday, 14 June 2015

Classic Racing Cars

RACE 10 - LAP CHART - Snetterton - 13/14 June 2015

Lap 1			Lap 2			Lap 3			Lap 4			Lap 5		
No	Behind	Laptime	No	Behind	Laptime	No	Behind	Laptime	No	Behind	Laptime	No	Behind	Laptime
59		2:35.376	59		3:34.992	59		2:06.464	59		2:06.177	59		2:03.516
12	0.641	2:36.017	12	0.380	3:34.731	12	0.791	2:06.875	12	0.332	2:05.718	12	2.120	2:05.304
6	1.818	2:37.194	6	3.237	3:36.411	89	19.123	2:22.042	89	33.516	2:20.570	89	50.539	2:20.539
89	3.616	2:38.992	89	3.545	3:34.921	6	20.713	2:23.940	6	35.406	2:20.870	6	51.797	2:19.907
26	31.823	3:07.199P												

Weather/Track: Cloud/Drying

www.mstworld.com

Page 1 of 2

Snetterton 300
Circuit Length = 2.9689 miles.
Start: 14:58 End: 15:18

Printed - 15:23 Sunday, 14 June 2015

Classic Racing Cars

RACE 10 - LAP CHART - Snetterton - 13/14 June 2015

(contd.)

Lap 6			Lap 7			Lap 8			Lap 9			Lap 10		
No	Behind	Laptime	No	Behind	Laptime	No	Behind	Laptime	No	Behind	Laptime	No	Behind	Laptime
59		2:04.694	59		2:05.222	59		2:04.738	59		2:04.899			
12	11.339	2:13.913	12	11.812	2:05.695	12	13.403	2:06.329	12	18.527	2:10.023			
89	1:05.192	2:19.347	89	1:18.850	2:18.880	89	1:36.398	2:22.286	89	1:49.672	2:18.173			
6	1:07.364	2:20.261	6	1:20.373	2:18.231	6	1:38.576	2:22.941	6	1:51.601	2:17.924			

Weather/Track: Cloud/Drying

www.mstworld.com

Page 2 of 2


Snetterton 300
Circuit Length = 2.9689 miles.
Start: 14:58 End: 15:18

Printed - 15:23 Sunday, 14 June 2015

Classic Racing Cars

RACE 14 - GRID - Snetterton - 13/14 June 2015

ROW 3	26 SEAMAN	4 PAINTER
ROW 2	89 HUTCHISON	6 BOSSON
ROW 1	59 JONES	12 JARVIS
	POLE	



Weather/Track: Cloud/Drying

These results are provisional until the conclusion of any judicial and technical matters.

Snetterton 300
Circuit Length = 2.9689 miles.
Start: 14:58 End: 15:18

Clerk of the Course:

Timekeeper:

Classic Racing Cars

RACE 14 - CLASSIFICATION - Snetterton - 13/14 June 2015

POS	NO	CL	DRIVER	NAT	CAR	TIME	LAPS	GAP	MPH	BEST
1	59	G	Ian JONES		Lotus 59	20:53.285	10		85.28	2:02.928
2	89	G	John HUTCHISON		Crossle 14F	22:54.549	10	2:01.264	77.75	2:14.429
3	6	D	Leif BOSSON		Brabham BT28	20:53.935	9	1 LAP	76.71	2:17.539
4	4	G	Mike PAINTER		Brabham BT16	21:13.115	9	1 LAP	75.55	2:17.982
NOT CLASSIFIED										
12	G	Andy JARVIS		Palliser WDB 2	18:51.569	9	D.N.F.	85.00	2:03.301	
FASTEST LAP										
59	G	Ian JONES		Lotus 59	2:02.928	10	86.94mph	139.92kph		
6	D	Leif BOSSON		Brabham BT28	2:17.539	9	77.70mph	125.06kph		

Weather/Track: Cloud/Dry. Car 26 DNS.

These results are provisional until the conclusion of any judicial and technical matters.

Snetterton 300
Circuit Length = 2.9689 miles.
Start: 17:24 End: 17:45

Clerk of the Course:

Timekeeper:

Classic Racing Cars

RACE 14 - LAP ANALYSIS - Snetterton - 13/14 June 2015

4	Mike PAINTER	Brabham BT16
1 - 2:33.043	6 - 2:17.982	
2 - 2:23.179	7 - 2:19.179	
3 - 2:20.207	8 - 2:18.495	
4 - 2:20.143	9 - 2:21.682	
5 - 2:19.205		
6	Leif BOSSON	Brabham BT28
1 - 2:24.784	6 - 2:18.618	
2 - 2:18.765	7 - 2:18.746	
3 - 2:18.778	8 - 2:18.996	
4 - 2:19.393	9 - 2:17.539	
5 - 2:18.316		
12	Andy JARVIS	Palliser WDB 2
1 - 2:14.487	6 - 2:03.317	
2 - 2:06.532	7 - 2:04.577	
3 - 2:06.436	8 - 2:03.301	
4 - 2:03.850	9 - 2:05.604	
5 - 2:03.465		
59	Ian JONES	Lotus 59
1 - 2:12.448	6 - 2:04.223	
2 - 2:05.455	7 - 2:04.006	
3 - 2:06.286	8 - 2:03.420	
4 - 2:05.996	9 - 2:03.928	
5 - 2:04.595	10 - 2:02.928	
89	John HUTCHISON	Crossle 14F
1 - 2:27.285	6 - 2:14.429	
2 - 2:18.851	7 - 2:15.508	
3 - 2:16.363	8 - 2:16.494	
4 - 2:17.671	9 - 2:15.650	
5 - 2:14.459	10 - 2:17.839	

Weather/Track: Cloud/Dry. Car 26 DNS.

www.mstworld.com

Snetterton 300
Circuit Length = 2.9689 miles.
Start: 17:24 End: 17:45
Printed - 17:49 Sunday, 14 June 2015

Classic Racing Cars

RACE 14 - LAP CHART - Snetterton - 13/14 June 2015

Lap 1			Lap 2			Lap 3			Lap 4			Lap 5		
No	Behind	Laptime	No	Behind	Laptime	No	Behind	Laptime	No	Behind	Laptime	No	Behind	Laptime
59		2:12.448	59		2:05.455	59		2:06.286	59		2:05.996	12		2:03.465
12	2.039	2:14.487	12	3.116	2:06.532	12	3.266	2:06.436	12	1.120	2:03.850	59	0.010	2:04.595
6	12.336	2:24.784	6	25.646	2:18.765	6	38.138	2:18.778	89	49.985	2:17.671	89	59.859	2:14.459
89	14.837	2:27.285	89	28.233	2:18.851	89	38.310	2:16.363	6	51.535	2:19.393	6	1:05.266	2:18.316
4	20.595	2:33.043	4	38.319	2:23.179	4	52.240	2:20.207	4	1:06.387	2:20.143	4	1:21.007	2:19.205

Weather/Track: Cloud/Dry. Car 26 DNS.

Classic Racing Cars

RACE 14 - LAP CHART - Snetterton - 13/14 June 2015

(contd.)

Lap 6			Lap 7			Lap 8			Lap 9			Lap 10		
No	Behind	Laptime	No	Behind	Laptime	No	Behind	Laptime	No	Behind	Laptime	No	Behind	Laptime
12		2:03.317	12		2:04.577	12		2:03.301	59		2:03.928	59		2:02.928
59	0.916	2:04.223	59	0.345	2:04.006	59	0.464	2:03.420	4	1 LAP	2:18.495	6	1 LAP	2:17.539
89	1:10.971	2:14.429	89	1:21.902	2:15.508	89	1:35.095	2:16.494	12	1.212	2:05.604	4	1 LAP	2:21.682
6	1:20.567	2:18.618	6	1:34.736	2:18.746	6	1:50.431	2:18.996	89	1:46.353	2:15.650	89	2:01.264	2:17.839
4	1:35.672	2:17.982	4	1:50.274	2:19.179									

Weather/Track: Cloud/Dry. Car 26 DNS.

**FISCAR Intermarque 50s Sportscar Team Handicap
RACE 11 - QUALIFYING - Snetterton - 13/14 June 2015**

POS	NO	CL	DRIVER	CAR	TIME	LAPS	GAP	MPH
1	34		Brooks	Aston Martin DB3S	2:32.402	5		70.13
2	73		Smare	Lotus Elite	2:33.640	9	1.238	69.56
3	85		Bond	Lister Bristol	2:35.829	8	3.427	68.58
4	26		Grice	Austin Healey 100M	2:42.056	8	9.654	65.95
5	3		Arculus	Alfa Romeo Giulietta Svz	2:44.529	9	12.127	64.96
6	30		Holden	Austin Healey 100	2:45.682	8	13.280	64.50
7	31		Singer	Kurtis 500s	2:45.995	9	13.593	64.38
8	67		Oakins	Alfa Romeo Giulia Sprint	2:52.859	9	20.457	61.83
9	18		Robinson	Jaguar XK140	2:56.803	5	24.401	60.45
10	10		Hadfield	Elva Courier	2:56.963	8	24.561	60.39
11	58		Morgan/Mitchell**	AC Ace Bristol	3:00.887	8	28.485	59.08

****Car 58 - Please change side numbers in accordance with MSA regulation J4.1 & Q11.1**
Weather/Track: Cloud/Drying
These results are provisional until the conclusion of any judicial and technical matters.

Snetterton 300
 Circuit Length = 2.9689 miles.
 Start: 10:45 End: 11:10

Clerk of the Course:		Timekeeper:
----------------------	--	-------------

FISCAR Intermarque 50s Sportscar Team Handicap
RACE 11 - QUALIFYING LAP ANALYSIS - Snetterton - 13/14 June 2015

3	Arculus	Alfa Romeo Giulietta Svz
1 - X:00.000	6 - 2:49.475	
2 - 2:57.595	7 - 2:50.255	
3 - 2:53.601	8 - 2:47.928	
4 - 2:53.893	9 - 2:44.529	
5 - 2:52.570		
10	Hadfield	Elva Courier
1 - X:00.000	6 - 3:06.217	
2 - 3:20.383	7 - 3:02.201	
3 - 3:16.982	8 - 2:56.963	
4 - 3:15.490		
5 - 3:09.686		
18	Robinson	Jaguar XK140
1 - X:00.000		
2 - 3:15.701		
3 - 3:09.317		
4 - 3:02.291		
5 - 2:56.803		
26	Grice	Austin Healey 100M
1 - X:00.000	6 - 2:43.141	
2 - 2:55.376	7 - 2:42.066	
3 - 2:53.694	8 - 2:42.056	
4 - 2:48.853		
5 - 2:52.272		
30	Holden	Austin Healey 100
1 - X:00.000	6 - 2:49.199	
2 - 2:58.094	7 - 2:45.682	
3 - 2:57.564	8 - 2:46.296	
4 - 2:52.512		
5 - 2:48.712		
31	Singer	Kurtis 500s
1 - X:00.000	6 - 2:48.860	
2 - 2:57.101	7 - 2:49.853	
3 - 2:51.377	8 - 2:45.995	
4 - 2:50.532	9 - 2:46.711	
5 - 2:50.692		


*Car 58 - Please change side numbers in accordance with MSA regulation J4.1 & Q11.1
 Weather/Track: Cloud/Drying

FISCAR Intermarque 50s Sportscar Team Handicap
RACE 11 - QUALIFYING LAP ANALYSIS - Snetterton - 13/14 June 2015
 (contd.)

34	Brooks	Aston Martin DB3S
1 - X:00.000 2 - 2:41.192 3 - 2:37.604 4 - 2:32.402 5 - X:00.000P		
58	Morgan/Mitchell**	AC Ace Bristol
1 - X:00.000 6 - 3:16.237 2 - 3:16.443 7 - 3:05.943 3 - 3:12.941 8 - 3:00.887 4 - 3:05.952 5 - 4:11.645P		
67	Oakins	Alfa Romeo Giulia Sprint
1 - X:00.000 6 - 2:54.506 2 - 2:56.889 7 - 2:55.078 3 - 2:58.818 8 - 2:52.859 4 - 2:54.357 9 - 2:53.710 5 - 2:54.731		
73	Smare	Lotus Elite
1 - X:00.000 6 - 2:38.026 2 - 2:47.131 7 - 2:36.970 3 - 2:42.097 8 - 2:34.063 4 - 2:42.060 9 - 2:33.640 5 - 2:42.591		
85	Bond	Lister Bristol
1 - X:00.000 6 - 2:35.829 2 - 2:50.878 7 - 2:46.066 3 - 2:45.732 8 - 2:38.678 4 - 2:45.456 5 - 2:38.480		

*Car 58 - Please change side numbers in accordance with MSA regulation J4.1 & Q11.1
 Weather/Track: Cloud/Drying

**FISCAR Intermarque 50s Sportscar Team Handicap
RACE 11 - GRID - Snetterton - 13/14 June 2015**


ROW 6	58	Morgan/Mitchell**	
ROW 5	18	Robinson	10 Hadfield
ROW 4	31	Singer	67 Oakins
ROW 3	3	Arculus	30 Holden
ROW 2	85	Bond	26 Grice
ROW 1	34	Brooks	73 Smare
POLE			
			

****Car 58 - Please change side numbers in accordance with MSA regulation J4.1 & Q11.1
Weather/Track: Cloud/Drying
These results are provisional until the conclusion of any judicial and technical matters.**

Snetterton 300
Circuit Length = 2.9689 miles.
Start: 10:45 End: 11:10

Clerk of the Course:		Timekeeper:
----------------------	--	-------------

**FISCAR Intermarque 50s Sportscar Team Handicap
RACE 11 - AMENDED GRID - Snetterton - 13/14 June 2015**

ROW 6	58	Morgan/Mitchell**	6	Mann
ROW 5	18	Robinson	10	Hadfield
ROW 4	31	Singer	67	Oakins
ROW 3	3	Arculus	30	Holden
ROW 2	85	Bond	26	Grice
ROW 1	34	Brooks	73	Smare
POLE				
				

****Car 58 - Please change side numbers in accordance with MSA regulation J4.1 & Q11.1
Weather/Track: Cloud/Drying. Amended grid - Car 6 added.
These results are provisional until the conclusion of any judicial and technical matters.**

Snetterton 300
Circuit Length = 2.9689 miles.
Start: 10:45 End: 11:10

Clerk of the Course:		Timekeeper:
----------------------	--	-------------

FISCAR Intermarque 50s Sportscar Team Handicap
RACE 11 - CLASSIFICATION - Snetterton - 13/14 June 2015

POS	NO	CL	DRIVER	CAR	TIME	LAPS	GAP	MPH	BEST
1	85		Bond	Lister Bristol	31:22.992	12		68.11	2:28.707
2	73		Smare	Lotus Elite	31:49.960	12	26.968	67.15	2:30.485
3	34		Brooks	Aston Martin DB3S	33:17.880	12	1:54.888	64.19	2:28.362
4	6		Mann	Alfa Romeo Disco Volante	33:31.465	12	2:08.473	63.76	2:37.384
5	31		Singer	Kurtis 500s	33:39.517	12	2:16.525	63.50	2:35.594
6	18		Robinson	Jaguar XK140	33:39.939	12	2:16.947	63.49	2:39.033
7	10		Hadfield	Elva Courier	33:41.031	12	2:18.039	63.46	2:38.594
8	67		Oakins	Alfa Romeo Giulia Sprint	32:08.801	11	1 LAP	60.95	2:46.072
9	26		Grice	Austin Healey 100M	32:23.573	11	1 LAP	60.49	2:34.411
10	58		Morgan/Mitchell**	AC Ace Bristol	33:32.370	11	1 LAP	58.42	2:50.191
NOT CLASSIFIED									
	30		Holden	Austin Healey 100	28:47.701	10	D.N.F.	61.86	2:39.239
FASTEST LAP									
	34		Brooks	Aston Martin DB3S	2:28.362	3	72.04mph	115.93kph	

****Car 58 side numbers not in accordance with MSA regulation J4.1 & Q11.1**

Weather/Track: Bright/Dry. Car 34 - transponder intermittent.

These results are provisional until the conclusion of any judicial and technical matters.

Snetterton 300

Circuit Length = 2.9689 miles.

Start: 15:31 End: 16:03

Clerk of the Course:

Timekeeper:

**FISCAR Intermarque 50s Sportscar Team Handicap
RACE 11 - LAP ANALYSIS - Snetterton - 13/14 June 2015**

6	Mann	Alfa Romeo Disco Volante
1 - 2:52.394	6 - 3:39.799P	11 - 2:44.518
2 - 2:42.076	7 - 2:46.705	12 - 2:37.384
3 - 2:42.353	8 - 2:40.329	
4 - 2:43.851	9 - 2:40.237	
5 - 2:43.622	10 - 2:38.197	
10	Hadfield	Elva Courier
1 - 2:53.307	6 - 2:43.193	11 - 2:40.059
2 - 2:44.373	7 - 3:48.008P	12 - 2:38.617
3 - 2:41.935	8 - 2:45.297	
4 - 2:42.962	9 - 2:38.594	
5 - 2:44.790	10 - 2:39.896	
18	Robinson	Jaguar XK140
1 - 2:53.610	6 - 2:41.976	11 - 2:39.925
2 - 2:41.742	7 - 3:45.402P	12 - 2:39.033
3 - 2:41.532	8 - 2:46.382	
4 - 2:42.942	9 - 2:39.554	
5 - 2:47.425	10 - 2:40.416	
26	Grice	Austin Healey 100M
1 - 2:46.665	6 - 4:08.675P	11 - 2:51.326
2 - 2:40.896	7 - 2:46.810	
3 - 2:40.729	8 - 2:37.831	
4 - 3:50.992P	9 - 2:34.411	
5 - 2:46.768	10 - 2:38.470	
30	Holden	Austin Healey 100
1 - 2:51.681	6 - 3:39.883P	
2 - 2:42.805	7 - 2:42.776	
3 - 2:41.332	8 - 2:40.462	
4 - 2:40.034	9 - 2:56.622	
5 - 2:39.239	10 - 3:12.867	
31	Singer	Kurtis 500s
1 - 2:50.200	6 - 2:49.236	11 - 2:37.815
2 - 2:42.566	7 - 2:40.515	12 - 2:39.709
3 - 2:41.653	8 - 2:39.450	
4 - 2:40.445	9 - 2:35.594	
5 - 4:06.434P	10 - 2:35.900	

**Car 58 side numbers not in accordance with MSA regulation J4.1 & Q11.1
Weather/Track: Bright/Dry. Car 34 - transponder intermittent.

FISCAR Intermarque 50s Sportscar Team Handicap
RACE 11 - LAP ANALYSIS - Snetterton - 13/14 June 2015
 (contd.)

34	Brooks	Aston Martin DB3S
1 - 2:35.862	6 - 3:33.818P	11 - 2:29.401
2 - 2:30.221	7 - 2:38.038	12 - 4:35.983
3 - 2:28.362	8 - 2:29.135	
4 - 2:28.903	9 - 2:29.766	
5 - 2:29.057	10 - 2:29.334	
58	Morgan/Mitchell**	AC Ace Bristol
1 - 3:05.446	6 - 2:59.389	11 - 2:54.228
2 - 2:56.668	7 - 2:55.232	
3 - 2:54.017	8 - 2:54.722	
4 - 2:50.191	9 - 2:58.921	
5 - 4:05.204P	10 - 2:58.352	
67	Oakins	Alfa Romeo Giulia Sprint
1 - 2:57.787	6 - 2:56.786	11 - 2:47.857
2 - 2:47.039	7 - 2:47.788	
3 - 2:48.811	8 - 2:47.214	
4 - 2:46.072	9 - 2:46.776	
5 - 3:55.991P	10 - 2:46.680	
73	Smare	Lotus Elite
1 - 2:41.600	6 - 2:30.485	11 - 2:31.416
2 - 2:32.318	7 - 2:34.874	12 - 2:32.851
3 - 3:35.911P	8 - 2:31.865	
4 - 2:44.257	9 - 2:32.150	
5 - 2:31.157	10 - 2:31.076	
85	Bond	Lister Bristol
1 - 2:38.408	6 - 2:31.686	11 - 2:29.191
2 - 2:30.814	7 - 2:29.069	12 - 2:32.062
3 - 2:30.086	8 - 2:29.430	
4 - 3:34.956P	9 - 2:29.192	
5 - 2:39.391	10 - 2:28.707	

**Car 58 side numbers not in accordance with MSA regulation J4.1 & Q11.1
 Weather/Track: Bright/Dry. Car 34 - transponder intermittent.

**FISCAR Intermarque 50s Sportscar Team Handicap
RACE 11 - LAP CHART - Snetterton - 13/14 June 2015**

Lap 1			Lap 2			Lap 3			Lap 4			Lap 5		
No	Behind	Laptime	No	Behind	Laptime	No	Behind	Laptime	No	Behind	Laptime	No	Behind	Laptime
34		2:35.862	34		2:30.221	34		2:28.362	34		2:28.903	34		2:29.057
85	2.546	2:38.408	85	3.139	2:30.814	85	4.863	2:30.086	31	51.516	2:40.445	30	1:02.686	2:39.239
73	5.738	2:41.600	73	7.835	2:32.318	26	33.845	2:40.729	30	52.504	2:40.034	6	1:11.891	2:43.622
26	10.803	2:46.665	26	21.478	2:40.896	31	39.974	2:41.653	18	56.478	2:42.942	18	1:14.846	2:47.425
31	14.338	2:50.200	31	26.683	2:42.566	30	41.373	2:41.332	6	57.326	2:43.851	10	1:14.962	2:44.790
30	15.819	2:51.681	6	28.387	2:42.076	6	42.378	2:42.353	10	59.229	2:42.962	85	1:21.250	2:39.391
6	16.532	2:52.394	30	28.403	2:42.805	18	42.439	2:41.532	85	1:10.916	3:34.956P	73	1:32.838	2:31.157
10	17.445	2:53.307	18	29.269	2:41.742	10	45.170	2:41.935	67	1:16.361	2:46.072	26	2:13.645	2:46.768
18	17.748	2:53.610	10	31.597	2:44.373	67	59.192	2:48.811	73	1:30.738	2:44.257	31	2:28.893	4:06.434P
67	21.925	2:57.787	67	38.743	2:47.039	73	1:15.384	3:35.911P	58	1:42.974	2:50.191	67	2:43.295	3:55.991P
58	29.584	3:05.446	58	56.031	2:56.668	58	1:21.686	2:54.017	26	1:55.934	3:50.992P	58	3:19.121	4:05.204P

****Car 58 side numbers not in accordance with MSA regulation J4.1 & Q11.1
Weather/Track: Bright/Dry. Car 34 - transponder intermittent.**

Snetterton 300
Circuit Length = 2.9689 miles.
Start: 15:31 End: 16:03

FISCAR Intermarque 50s Sportscar Team Handicap
RACE 11 - LAP CHART - Snetterton - 13/14 June 2015
 (contd.)

Lap 6			Lap 7			Lap 8			Lap 9			Lap 10		
No	Behind	Laptime	No	Behind	Laptime	No	Behind	Laptime	No	Behind	Laptime	No	Behind	Laptime
34		3:33.818P	34		2:38.038	34		2:29.135	34		2:29.766	34		2:29.334
85	19.118	2:31.686	58	1 LAP	2:59.389	85	10.444	2:29.430	67	1 LAP	2:47.214	85	9.243	2:28.707
18	23.004	2:41.976	26	1 LAP	4:08.675P	26	1 LAP	2:46.810	85	9.870	2:29.192	67	1 LAP	2:46.776
10	24.337	2:43.193	85	10.149	2:29.069	73	29.071	2:31.865	73	31.455	2:32.150	73	33.197	2:31.076
73	29.505	2:30.485	73	26.341	2:34.874	58	1 LAP	2:55.232	26	1 LAP	2:37.831	26	1 LAP	2:34.411
30	1:08.751	3:39.883P	30	1:13.489	2:42.776	30	1:24.816	2:40.462	58	1 LAP	2:54.722	58	1 LAP	2:58.921
6	1:17.872	3:39.799P	6	1:26.539	2:46.705	6	1:37.733	2:40.329	6	1:48.204	2:40.237	6	1:57.067	2:38.197
31	1:44.311	2:49.236	18	1:30.368	3:45.402P	18	1:47.615	2:46.382	30	1:51.672	2:56.622	18	2:08.485	2:40.416
67	2:06.263	2:56.786	10	1:34.307	3:48.008P	10	1:50.469	2:45.297	18	1:57.403	2:39.554	31	2:09.497	2:35.900
			31	1:46.788	2:40.515	31	1:57.103	2:39.450	10	1:59.297	2:38.594	10	2:09.859	2:39.896
			67	2:16.013	2:47.788				31	2:02.931	2:35.594			

**Car 58 side numbers not in accordance with MSA regulation J4.1 & Q11.1
 Weather/Track: Bright/Dry. Car 34 - transponder intermittent.

Snetterton 300
 Circuit Length = 2.9689 miles.
 Start: 15:31 End: 16:03

FISCAR Intermarque 50s Sportscar Team Handicap
RACE 11 - LAP CHART - Snetterton - 13/14 June 2015
 (contd.)

Lap 11			Lap 12			Lap 13			Lap 14			Lap 15		
No	Behind	Laptime	No	Behind	Laptime	No	Behind	Laptime	No	Behind	Laptime	No	Behind	Laptime
34		2:29.401	85		2:32.062									
30	1 LAP	3:12.867	73	26.968	2:32.851									
85	9.033	2:29.191	67	1 LAP	2:47.857									
73	35.212	2:31.416	26	1 LAP	2:51.326									
67	1 LAP	2:46.680	34	1:54.888	4:35.983									
26	1 LAP	2:38.470	6	2:08.473	2:37.384									
58	1 LAP	2:58.352	58	1 LAP	2:54.228									
6	2:12.184	2:44.518	31	2:16.525	2:39.709									
31	2:17.911	2:37.815	18	2:16.947	2:39.033									
18	2:19.009	2:39.925	10	2:18.039	2:38.617									
10	2:20.517	2:40.059												

****Car 58 side numbers not in accordance with MSA regulation J4.1 & Q11.1**
Weather/Track: Bright/Dry. Car 34 - transponder intermittent.

Snetterton 300
 Circuit Length = 2.9689 miles.
 Start: 15:31 End: 16:03