



[www.hsc.org.uk](http://www.hsc.org.uk)

# Historic Sports Car Club Race Meeting



## Donington Park 30th May 2015



Timing & Results by MST SYSTEMS Ltd.  
[www.mstworld.com](http://www.mstworld.com)

© MST SYSTEMS Ltd. 2015

The Haysfield, Spring Lane North, Malvern, Worcestershire, WR14 1GF  
Tel: +44 (0) 1684 560614 Fax: +44 (0) 1684 560624 email: [motorsport@mstworld.com](mailto:motorsport@mstworld.com)



[www.hsc.org.uk](http://www.hsc.org.uk)

# Donington Park National Circuit

Castle Donington, Derby DE74 2RP



Circuit website:	<a href="http://www.donington-park.co.uk">www.donington-park.co.uk</a>
Track Length:	1.9790 miles / 3.1850 km
Pit Lane:	264.5 metres; 15.9s @ 60kph
Pole Position:	Right hand side all starts



Timing & Results by MST SYSTEMS Ltd.  
[www.mstworld.com](http://www.mstworld.com)

© MST SYSTEMS Ltd. 2015

The Haysfield, Spring Lane North, Malvern, Worcestershire, WR14 1GF  
Tel: +44 (0) 1684 560614 Fax: +44 (0) 1684 560624 email: [motorsport@mstworld.com](mailto:motorsport@mstworld.com)

**HSCC Historic Formula Ford 2000 sponsored by Appino**  
**RACE 1 - QUALIFYING - Donington Park - 30 May 2015**

POS	NO	CL	DRIVER	NAT	CAR	TIME	LAPS	GAP	MPH
1	27	A	Andrew PARK		Reynard SF81	1:14.314	12		95.86
2	3	A	Tom SMITH		Royale RP27	1:14.361	12	0.047	95.80
3	61	A	Callum GRANT		Delta T78	1:14.538	12	0.224	95.58
4	1	A	Benn SIMMS		Reynard SF77	1:14.784	11	0.470	95.26
5	72	A	Andrew STORER		Royale RP27	1:15.946	12	1.632	93.80
6	64	A	Benjamin TUSTING		Reynard SF79	1:16.117	11	1.803	93.59
7	75	A	Colin WRIGHT		Reynard SF79	1:16.426	12	2.112	93.22
8	59	B	Tom WHITE		FAF Osella	1:16.770	12	2.456	92.80
9	7	A	Robert TUSTING		Delta T79	1:16.818	12	2.504	92.74
10	63	A	Eric BAILEY		Royale RP27	1:17.377	11	3.063	92.07
11	28	A	Fraser COLLINS		Reynard SF78	1:17.605	12	3.291	91.80
12	77	A	David WALTON		Royale RP27	1:17.877	11	3.563	91.48
13	41	A	Jeremy CLARK		Crossle 41F	1:17.907	4	3.593	91.44
14	33	A	R ATKINSON-WILLES		Reynard SF79	1:19.265	8	4.951	89.88
15	23	A	David REES		Delta T81	1:19.387	11	5.073	89.74
16	10	A	Derek SMITH		Delta T81	1:19.415	11	5.101	89.71
17	34	C	Dale SPRUCE		Reynard SF79	1:21.122	5	6.808	87.82
18	99	A	Geoff O'NION		Reynard SF77	1:24.715	11	10.401	84.09
19	47	C	Jon RANDALL		Lola T324	1:24.794	11	10.480	84.02

**CAR 1 - transponder stopped working during session**

**Weather/Track: Bright/Dry**

**These results are provisional until the conclusion of any judicial and technical matters.**

Donington Park

Circuit Length = 1.9790 miles.

Start: 09:13 End: 09:28

Clerk of the Course:		Timekeeper:
----------------------	--	-------------

**HSCC Historic Formula Ford 2000 sponsored by Appino**  
**RACE 1 - QUALIFYING LAP ANALYSIS - Donington Park - 30 May 2015**

<b>1</b>	<b>Benn SIMMS</b>	Reynard SF77
1 - X:00.000	6 - 1:23.832	11 - 1:14.908
2 - 1:21.389	7 - 1:34.239P	
3 - 1:16.339	8 - 3:41.887	
4 - 1:18.469	9 - 1:16.688	
5 - 1:15.045	10 - <b>1:14.784</b>	
<b>3</b>	<b>Tom SMITH</b>	Royale RP27
1 - X:00.000	6 - 1:15.498	11 - 1:15.977
2 - 1:24.748	7 - 1:16.923	12 - <b>1:14.361</b>
3 - 1:18.577	8 - 1:18.410	
4 - 1:16.184	9 - 2:30.790	
5 - 1:16.275	10 - 1:16.597	
<b>7</b>	<b>Robert TUSTING</b>	Delta T79
1 - X:00.000	6 - 1:17.870	11 - 1:17.194
2 - 1:29.814	7 - 1:17.875	12 - <b>1:16.818</b>
3 - 1:23.602	8 - 1:18.258	
4 - 1:20.442	9 - 2:07.325	
5 - 1:19.469	10 - 1:18.997	
<b>10</b>	<b>Derek SMITH</b>	Delta T81
1 - X:00.000	6 - <b>1:19.415</b>	11 - 1:20.167
2 - 1:39.024	7 - 1:22.310	
3 - 1:22.252	8 - 2:39.500	
4 - 1:24.260	9 - 1:21.747	
5 - 1:20.971	10 - 1:20.271	
<b>23</b>	<b>David REES</b>	Delta T81
1 - X:00.000	6 - 1:20.855	11 - <b>1:19.387</b>
2 - 1:37.105	7 - 1:22.730	
3 - 1:25.541	8 - 2:39.514	
4 - 1:22.704	9 - 1:21.341	
5 - 1:21.131	10 - 1:20.122	
<b>27</b>	<b>Andrew PARK</b>	Reynard SF81
1 - X:00.000	6 - 1:14.847	11 - 1:14.844
2 - 1:21.966	7 - 1:16.752	12 - <b>1:14.314</b>
3 - 1:16.978	8 - 1:15.675	
4 - 1:15.679	9 - 2:36.393	
5 - 1:14.882	10 - 1:15.833	

CAR 1 - transponder stopped working during session  
 Weather/Track: Bright/Dry

**HSCC Historic Formula Ford 2000 sponsored by Appino**  
**RACE 1 - QUALIFYING LAP ANALYSIS - Donington Park - 30 May 2015**  
 (contd.)

<b>28</b>	<b>Fraser COLLINS</b>	Reynard SF78
1 - X:00.000	6 - 1:19.698	11 - 1:19.814
2 - 1:33.709	7 - 1:20.248	12 - <b>1:17.605</b>
3 - 1:24.174	8 - 1:24.307	
4 - 1:21.365	9 - 1:52.042	
5 - 1:19.228	10 - 1:23.353	
<b>33</b>	<b>R ATKINSON-WILLES</b>	Reynard SF79
1 - X:00.000	6 - 1:21.616	
2 - 1:24.817	7 - 1:19.823	
3 - 1:21.889	8 - <b>1:19.265</b>	
4 - 1:20.798		
5 - 2:36.600		
<b>34</b>	<b>Dale SPRUCE</b>	Reynard SF79
1 - X:00.000		
2 - 1:35.756		
3 - 1:27.079		
4 - 1:25.288		
5 - <b>1:21.122</b>		
<b>41</b>	<b>Jeremy CLARK</b>	Crossle 41F
1 - X:00.000		
2 - 1:23.189		
3 - 1:20.447		
4 - <b>1:17.907</b>		
<b>47</b>	<b>Jon RANDALL</b>	Lola T324
1 - X:00.000	6 - 1:26.481	11 - <b>1:24.794</b>
2 - 1:33.057	7 - 1:27.391	
3 - 1:30.396	8 - 2:29.504	
4 - 1:27.928	9 - 1:26.845	
5 - 1:29.651	10 - 1:26.081	
<b>59</b>	<b>Tom WHITE</b>	FAF Osella
1 - X:00.000	6 - 1:17.280	11 - <b>1:16.770</b>
2 - 1:22.197	7 - 1:22.122	12 - 1:18.541
3 - 1:18.434	8 - 1:19.759	
4 - 1:17.171	9 - 2:19.874	
5 - 1:16.936	10 - 1:17.197	

CAR 1 - transponder stopped working during session  
 Weather/Track: Bright/Dry

**HSCC Historic Formula Ford 2000 sponsored by Appino**  
**RACE 1 - QUALIFYING LAP ANALYSIS - Donington Park - 30 May 2015**  
 (contd.)

<b>61</b>	<b>Callum GRANT</b>	Delta T78
1 - X:00.000	6 - 1:14.660	11 - <b>1:14.538</b>
2 - 1:19.964	7 - 1:16.287	12 - 1:15.244
3 - 1:16.085	8 - 1:14.844	
4 - 1:14.973	9 - 2:38.585	
5 - 1:14.613	10 - 1:15.490	
<b>63</b>	<b>Eric BAILEY</b>	Royale RP27
1 - X:00.000	6 - 1:18.546	11 - <b>1:17.377</b>
2 - 1:25.797	7 - 1:18.274	
3 - 1:30.085	8 - 1:26.668P	
4 - 1:20.347	9 - 2:48.248	
5 - 1:19.071	10 - 1:17.624	
<b>64</b>	<b>Benjamin TUSTING</b>	Reynard SF79
1 - X:00.000	6 - 2:33.005	11 - 1:17.429
2 - 1:21.028	7 - 1:20.111	
3 - 1:17.389	8 - 2:25.764	
4 - <b>1:16.117</b>	9 - 1:16.579	
5 - 1:25.041P	10 - 1:16.208	
<b>72</b>	<b>Andrew STORER</b>	Royale RP27
1 - X:00.000	6 - <b>1:15.946</b>	11 - 1:16.514
2 - 1:21.216	7 - 1:19.036	12 - 1:16.002
3 - 1:16.980	8 - 1:17.533	
4 - 1:16.186	9 - 2:28.741	
5 - 1:16.063	10 - 1:17.272	
<b>75</b>	<b>Colin WRIGHT</b>	Reynard SF79
1 - X:00.000	6 - 1:17.697	11 - 1:16.505
2 - 1:23.497	7 - 1:21.834	12 - <b>1:16.426</b>
3 - 1:19.217	8 - 1:16.895	
4 - 1:17.921	9 - 2:22.469	
5 - 1:17.475	10 - 1:17.338	
<b>77</b>	<b>David WALTON</b>	Royale RP27
1 - X:00.000	6 - 1:19.852	11 - 1:18.377
2 - 1:26.799	7 - 1:18.981	
3 - 1:21.958	8 - 2:33.625	
4 - 1:19.994	9 - <b>1:17.877</b>	
5 - 1:19.180	10 - 1:18.037	


CAR 1 - transponder stopped working during session  
 Weather/Track: Bright/Dry

**HSCC Historic Formula Ford 2000 sponsored by Appino**  
**RACE 1 - QUALIFYING LAP ANALYSIS - Donington Park - 30 May 2015**  
(contd.)

<b>99</b>	<b>Geoff O'NION</b>	<b>Reynard SF77</b>
1 - X:00.000	6 - 1:24.958	11 - 1:25.600
2 - 1:43.448	7 - 1:40.283	
3 - 1:30.043	8 - 2:16.637	
4 - 1:27.183	9 - 1:27.907	
5 - 1:24.999	10 - <b>1:24.715</b>	

**CAR 1 - transponder stopped working during session**  
**Weather/Track: Bright/Dry**

**HSCC Historic Formula Ford 2000 sponsored by Appino**  
**RACE 1 - GRID - Donington Park - 30 May 2015**

ROW 10	47	RANDALL	
ROW 9	34	SPRUCE	99 O'NION
ROW 8	23	REES	10 SMITH
ROW 7	41	CLARK	33 ATKINSON-WILLES
ROW 6	28	COLLINS	77 WALTON
ROW 5	7	TUSTING	63 BAILEY
ROW 4	75	WRIGHT	59 WHITE
ROW 3	72	STORER	64 TUSTING
ROW 2	61	GRANT	1 SIMMS
ROW 1	27	PARK	3 SMITH
<b>POLE</b>			
			

**CAR 1 - transponder stopped working during session**

**Weather/Track: Bright/Dry**

**These results are provisional until the conclusion of any judicial and technical matters.**

Donington Park

Circuit Length = 1.9790 miles.

Start: 09:13 End: 09:28

Clerk of the Course:

Timekeeper:



**HSCC Historic Formula Ford 2000 sponsored by Appino**  
**RACE 1 - CLASSIFICATION - Donington Park - 30 May 2015**

POS	NO	CL	DRIVER	NAT	CAR	TIME	LAPS	GAP	MPH	BEST
1	27	A	Andrew PARK		Reynard SF81	21:09.807	17		95.29	1:13.602
2	61	A	Callum GRANT		Delta T78	21:10.200	17	0.393	95.26	1:13.802
3	1	A	Benn SIMMS		Reynard SF77	21:15.323	17	5.516	94.88	1:13.735
4	64	A	Benjamin TUSTING		Reynard SF79	21:23.608	17	13.801	94.26	1:14.158
5	72	A	Andrew STORER		Royale RP27	21:26.566	17	16.759	94.05	1:14.849
6	3	A	Tom SMITH		Royale RP27	21:34.352	17	24.545	93.48	1:13.634
7	59	B	Tom WHITE		FAF Osella	21:39.334	17	29.527	93.12	1:15.186
8	75	A	Colin WRIGHT		Reynard SF79	21:44.263	17	34.456	92.77	1:15.815
9	7	A	Robert TUSTING		Delta T79	21:57.056	17	47.249	91.87	1:16.458
10	63	A	Eric BAILEY		Royale RP27	22:00.137	17	50.330	91.66	1:16.593
11	41	A	Jeremy CLARK		Crossle 41F	22:05.723	17	55.916	91.27	1:16.738
12	33	A	R ATKINSON-WILLES		Reynard SF79	22:19.750	17	1:09.943	90.31	1:17.402
13	23	A	David REES		Delta T81	22:23.748	17	1:13.941	90.04	1:17.655
14	77	A	David WALTON		Royale RP27	21:11.457	16	1 LAP	89.56	1:17.917
15	10	A	Derek SMITH		Delta T81	21:45.622	16	1 LAP	87.22	1:18.722
16	47	C	Jon RANDALL		Lola T324	21:18.216	15	2 LAPS	83.51	1:23.434

**FASTEST LAP**

27	A	Andrew PARK	Reynard SF81	1:13.602	12	96.79mph	155.77kph
59	B	Tom WHITE	FAF Osella	1:15.186	14	94.75mph	152.49kph
47	C	Jon RANDALL	Lola T324	1:23.434	12	85.39mph	137.42kph

**CARS 1 & 3 - five second penalty - Track Limits (Reg 14.4.2 refers)**  
**Weather/Track: Bright/Dry CARS 28, 34, 99 - did not take restart after Red Flag**  
**These results are provisional until the conclusion of any judicial and technical matters.**

Donington Park  
 Circuit Length = 1.9790 miles.  
 Start: 13:32 End: 13:53

Clerk of the Course:	Timekeeper:
----------------------	-------------

# HSCC Historic Formula Ford 2000 sponsored by Appino

## RACE 1 - LAP ANALYSIS - Donington Park - 30 May 2015

<b>1</b>	<b>Benn SIMMS</b>	Reynard SF77					
1 -	1:18.895	6 -	1:14.034	11 -	1:14.158	16 -	1:14.973
2 -	1:14.476	7 -	1:14.030	12 -	1:14.126	17 -	1:18.082
3 -	1:14.402	8 -	1:14.863	13 -	<b>1:13.735</b>		
4 -	1:14.218	9 -	1:14.184	14 -	1:14.021		
5 -	1:14.261	10 -	1:13.930	15 -	1:13.935		
<b>3</b>	<b>Tom SMITH</b>	Royale RP27					
1 -	1:36.586	6 -	1:15.062	11 -	1:14.802	16 -	1:14.234
2 -	1:15.588	7 -	1:14.697	12 -	1:14.068	17 -	1:13.934
3 -	1:14.246	8 -	1:14.141	13 -	1:13.743		
4 -	1:16.055	9 -	1:15.167	14 -	1:13.715		
5 -	1:14.660	10 -	1:15.020	15 -	<b>1:13.634</b>		
<b>7</b>	<b>Robert TUSTING</b>	Delta T79					
1 -	1:23.531	6 -	1:17.175	11 -	1:16.868	16 -	1:16.692
2 -	1:17.052	7 -	1:19.091	12 -	1:17.006	17 -	1:16.646
3 -	1:16.479	8 -	1:17.043	13 -	1:16.994		
4 -	1:17.440	9 -	1:17.465	14 -	1:16.891		
5 -	1:16.917	10 -	<b>1:16.458</b>	15 -	1:17.308		
<b>10</b>	<b>Derek SMITH</b>	Delta T81					
1 -	1:27.704	6 -	1:20.313	11 -	1:20.160	16 -	1:20.308
2 -	1:32.705	7 -	1:19.719	12 -	1:20.867		
3 -	1:22.526	8 -	1:19.522	13 -	1:20.153		
4 -	1:21.513	9 -	<b>1:18.722</b>	14 -	1:20.164		
5 -	1:21.353	10 -	1:20.078	15 -	1:19.815		
<b>23</b>	<b>David REES</b>	Delta T81					
1 -	1:25.356	6 -	1:18.782	11 -	1:19.675	16 -	1:18.644
2 -	1:18.808	7 -	1:18.723	12 -	1:17.902	17 -	1:18.737
3 -	1:19.502	8 -	1:17.953	13 -	1:18.844		
4 -	1:19.479	9 -	<b>1:17.655</b>	14 -	1:18.902		
5 -	1:18.742	10 -	1:18.082	15 -	1:17.962		
<b>27</b>	<b>Andrew PARK</b>	Reynard SF81					
1 -	1:18.401	6 -	1:14.156	11 -	1:14.161	16 -	1:14.185
2 -	1:14.574	7 -	1:13.889	12 -	<b>1:13.602</b>	17 -	1:17.412
3 -	1:16.101	8 -	1:13.738	13 -	1:13.712		
4 -	1:14.260	9 -	1:14.148	14 -	1:13.763		
5 -	1:15.682	10 -	1:13.996	15 -	1:14.027		

CARS 1 & 3 - five second penalty - Track Limits (Reg 14.4.2 refers)  
 Weather/Track: Bright/Dry CARS 28, 34, 99 - did not take restart after Red Flag

**HSCC Historic Formula Ford 2000 sponsored by Appino**  
**RACE 1 - LAP ANALYSIS - Donington Park - 30 May 2015**  
 (contd.)

<b>33</b>	<b>R ATKINSON-WILLES</b>	Reynard SF79					
1 -	1:27.304	6 -	1:19.117	11 -	1:17.799	16 -	1:18.153
2 -	1:19.284	7 -	1:18.944	12 -	1:17.790	17 -	1:18.073
3 -	1:19.298	8 -	<b>1:17.402</b>	13 -	1:17.723		
4 -	1:18.732	9 -	1:17.531	14 -	1:18.456		
5 -	1:18.071	10 -	1:18.441	15 -	1:17.632		
<b>41</b>	<b>Jeremy CLARK</b>	Crossle 41F					
1 -	1:26.326	6 -	1:17.914	11 -	1:17.004	16 -	1:17.318
2 -	1:18.813	7 -	1:17.573	12 -	1:17.430	17 -	1:17.003
3 -	1:18.253	8 -	1:17.046	13 -	1:16.898		
4 -	1:18.318	9 -	<b>1:16.738</b>	14 -	1:16.942		
5 -	1:18.020	10 -	1:16.807	15 -	1:17.320		
<b>47</b>	<b>Jon RANDALL</b>	Lola T324					
1 -	1:30.817	6 -	1:25.533	11 -	1:24.207		
2 -	1:26.042	7 -	1:25.677	12 -	<b>1:23.434</b>		
3 -	1:26.075	8 -	1:25.388	13 -	1:24.279		
4 -	1:24.612	9 -	1:24.535	14 -	1:24.731		
5 -	1:24.857	10 -	1:24.362	15 -	1:23.667		
<b>59</b>	<b>Tom WHITE</b>	FAF Osella					
1 -	1:23.315	6 -	1:16.408	11 -	1:16.230	16 -	1:16.137
2 -	1:16.226	7 -	1:16.019	12 -	1:15.970	17 -	1:15.918
3 -	1:17.239	8 -	1:15.998	13 -	1:15.755		
4 -	1:15.872	9 -	1:15.756	14 -	<b>1:15.186</b>		
5 -	1:15.804	10 -	1:15.732	15 -	1:15.769		
<b>61</b>	<b>Callum GRANT</b>	Delta T78					
1 -	1:19.181	6 -	1:14.719	11 -	1:14.213	16 -	1:14.426
2 -	1:14.965	7 -	1:13.805	12 -	1:13.902	17 -	1:14.871
3 -	1:14.987	8 -	1:14.707	13 -	1:13.901		
4 -	1:14.666	9 -	1:14.449	14 -	<b>1:13.802</b>		
5 -	1:15.282	10 -	1:13.923	15 -	1:14.401		
<b>63</b>	<b>Eric BAILEY</b>	Royale RP27					
1 -	1:24.480	6 -	1:17.609	11 -	1:17.249	16 -	1:16.768
2 -	1:17.997	7 -	1:16.996	12 -	1:17.737	17 -	<b>1:16.593</b>
3 -	1:17.957	8 -	1:17.245	13 -	1:17.192		
4 -	1:17.637	9 -	1:16.891	14 -	1:16.854		
5 -	1:17.171	10 -	1:16.903	15 -	1:16.858		

CARS 1 & 3 - five second penalty - Track Limits (Reg 14.4.2 refers)  
 Weather/Track: Bright/Dry CARS 28, 34, 99 - did not take restart after Red Flag

**HSCC Historic Formula Ford 2000 sponsored by Appino**  
**RACE 1 - LAP ANALYSIS - Donington Park - 30 May 2015**  
 (contd.)

<b>64</b>	<b>Benjamin TUSTING</b>	Reynard SF79					
1 -	1:23.157	6 -	1:14.683	11 -	1:14.418	16 -	1:14.924
2 -	1:16.081	7 -	1:14.713	12 -	1:14.486	17 -	1:15.177
3 -	1:17.541	8 -	<b>1:14.158</b>	13 -	1:14.338		
4 -	1:15.106	9 -	1:15.038	14 -	1:14.997		
5 -	1:15.161	10 -	1:14.293	15 -	1:15.337		
<b>72</b>	<b>Andrew STORER</b>	Royale RP27					
1 -	1:20.287	6 -	<b>1:14.849</b>	11 -	1:15.156	16 -	1:17.573
2 -	1:15.715	7 -	1:14.854	12 -	1:14.853	17 -	1:15.641
3 -	1:15.609	8 -	1:15.136	13 -	1:15.401		
4 -	1:15.122	9 -	1:15.393	14 -	1:15.330		
5 -	1:15.165	10 -	1:14.961	15 -	1:15.521		
<b>75</b>	<b>Colin WRIGHT</b>	Reynard SF79					
1 -	1:22.166	6 -	1:16.344	11 -	1:16.063	16 -	1:16.178
2 -	1:16.568	7 -	1:16.039	12 -	<b>1:15.815</b>	17 -	1:17.747
3 -	1:16.686	8 -	1:15.939	13 -	1:16.060		
4 -	1:16.266	9 -	1:17.089	14 -	1:16.142		
5 -	1:16.576	10 -	1:16.228	15 -	1:16.357		
<b>77</b>	<b>David WALTON</b>	Royale RP27					
1 -	1:25.327	6 -	1:19.032	11 -	1:18.994	16 -	1:18.838
2 -	1:20.746	7 -	1:20.186	12 -	1:18.420		
3 -	1:18.902	8 -	1:18.588	13 -	<b>1:17.917</b>		
4 -	1:19.065	9 -	1:18.755	14 -	1:18.276		
5 -	1:18.508	10 -	1:19.371	15 -	1:20.532		

CARS 1 & 3 - five second penalty - Track Limits (Reg 14.4.2 refers)  
 Weather/Track: Bright/Dry CARS 28, 34, 99 - did not take restart after Red Flag

**HSCC Historic Formula Ford 2000 sponsored by Appino**  
**RACE 1 - LAP CHART - Donington Park - 30 May 2015**

Lap 1			Lap 2			Lap 3			Lap 4			Lap 5		
No	Behind	Laptime	No	Behind	Laptime	No	Behind	Laptime	No	Behind	Laptime	No	Behind	Laptime
27		1:18.401	27		1:14.574	1		1:14.402	1		1:14.218	1		1:14.261
1	0.494	1:18.895	1	0.396	1:14.476	27	1.303	1:16.101	27	1.345	1:14.260	27	2.766	1:15.682
61	0.780	1:19.181	61	1.171	1:14.965	61	1.360	1:14.987	61	1.808	1:14.666	61	2.829	1:15.282
72	1.886	1:20.287	72	3.027	1:15.715	72	3.838	1:15.609	72	4.742	1:15.122	72	5.646	1:15.165
75	3.765	1:22.166	75	5.759	1:16.568	75	7.647	1:16.686	64	9.894	1:15.106	64	10.794	1:15.161
64	4.756	1:23.157	64	6.263	1:16.081	64	9.006	1:17.541	75	9.695	1:16.266	75	12.010	1:16.576
59	4.914	1:23.315	59	6.566	1:16.226	59	9.007	1:17.239	59	10.661	1:15.872	59	12.204	1:15.804
7	5.130	1:23.531	7	7.608	1:17.052	7	9.289	1:16.479	7	12.511	1:17.440	7	15.167	1:16.917
63	6.079	1:24.480	63	9.502	1:17.997	63	12.661	1:17.957	63	16.080	1:17.637	63	18.990	1:17.171
77	6.926	1:25.327	23	11.189	1:18.808	41	15.619	1:18.253	41	19.719	1:18.318	3	20.883	1:14.660
23	6.955	1:25.356	41	12.164	1:18.813	23	15.893	1:19.502	3	20.484	1:16.055	41	23.478	1:18.020
41	7.925	1:26.326	77	13.098	1:20.746	77	17.202	1:18.902	23	21.154	1:19.479	23	25.635	1:18.742
33	8.903	1:27.304	33	13.613	1:19.284	33	18.113	1:19.298	77	22.049	1:19.065	77	26.296	1:18.508
10	9.303	1:27.704	3	19.199	1:15.588	3	18.647	1:14.246	33	22.627	1:18.732	33	26.437	1:18.071
47	12.416	1:30.817	47	23.884	1:26.042	47	35.161	1:26.075	10	42.457	1:21.513	10	49.549	1:21.353
3	18.185	1:36.586	10	27.434	1:32.705	10	35.162	1:22.526	47	45.555	1:24.612	47	56.151	1:24.857

CARS 1 & 3 - five second penalty - Track Limits (Reg 14.4.2 refers)  
Weather/Track: Bright/Dry CARS 28, 34, 99 - did not take restart after Red Flag

Donington Park  
Circuit Length = 1.9790 miles.  
Start: 13:32 End: 13:53

**HSCC Historic Formula Ford 2000 sponsored by Appino**  
**RACE 1 - LAP CHART - Donington Park - 30 May 2015**  
 (contd.)

Lap 6			Lap 7			Lap 8			Lap 9			Lap 10		
No	Behind	Laptime	No	Behind	Laptime	No	Behind	Laptime	No	Behind	Laptime	No	Behind	Laptime
1		1:14.034	1		1:14.030	1		1:14.863	1		1:14.184	1		1:13.930
27	2.888	1:14.156	27	2.747	1:13.889	27	1.622	1:13.738	27	1.586	1:14.148	27	1.652	1:13.996
61	3.514	1:14.719	61	3.289	1:13.805	61	3.133	1:14.707	61	3.398	1:14.449	61	3.391	1:13.923
72	6.461	1:14.849	72	7.285	1:14.854	47	1 LAP	1:25.677	72	8.767	1:15.393	72	9.798	1:14.961
64	11.443	1:14.683	64	12.126	1:14.713	72	7.558	1:15.136	64	12.275	1:15.038	64	12.638	1:14.293
75	14.320	1:16.344	75	16.329	1:16.039	64	11.421	1:14.158	47	1 LAP	1:25.388	59	21.076	1:15.732
59	14.578	1:16.408	59	16.567	1:16.019	75	17.405	1:15.939	59	19.274	1:15.756	75	22.608	1:16.228
7	18.308	1:17.175	3	22.578	1:14.697	59	17.702	1:15.998	75	20.310	1:17.089	3	23.929	1:15.020
3	21.911	1:15.062	7	23.369	1:19.091	3	21.856	1:14.141	3	22.839	1:15.167	47	1 LAP	1:24.535
63	22.565	1:17.609	63	25.531	1:16.996	7	25.549	1:17.043	7	28.830	1:17.465	7	31.358	1:16.458
41	27.358	1:17.914	41	30.901	1:17.573	63	27.913	1:17.245	63	30.620	1:16.891	63	33.593	1:16.903
23	30.383	1:18.782	23	35.076	1:18.723	41	33.084	1:17.046	41	35.638	1:16.738	41	38.515	1:16.807
77	31.294	1:19.032	33	36.434	1:18.944	23	38.166	1:17.953	23	41.637	1:17.655	23	45.789	1:18.082
33	31.520	1:19.117	77	37.450	1:20.186	33	38.973	1:17.402	33	42.320	1:17.531	33	46.831	1:18.441
10	55.828	1:20.313	10	1:01.517	1:19.719	77	41.175	1:18.588	77	45.746	1:18.755	77	51.187	1:19.371
47	1:07.650	1:25.533				10	1:06.176	1:19.522	10	1:10.714	1:18.722			

CARS 1 & 3 - five second penalty - Track Limits (Reg 14.4.2 refers)  
 Weather/Track: Bright/Dry CARS 28, 34, 99 - did not take restart after Red Flag

Donington Park  
 Circuit Length = 1.9790 miles.  
 Start: 13:32 End: 13:53

**HSCC Historic Formula Ford 2000 sponsored by Appino**  
**RACE 1 - LAP CHART - Donington Park - 30 May 2015**  
 (contd.)

Lap 11			Lap 12			Lap 13			Lap 14			Lap 15		
No	Behind	Laptime	No	Behind	Laptime	No	Behind	Laptime	No	Behind	Laptime	No	Behind	Laptime
1		1:14.158	1		1:14.126	1		1:13.735	1		1:14.021	1		1:13.935
27	1.655	1:14.161	27	1.131	1:13.602	27	1.108	1:13.712	27	0.850	1:13.763	27	0.942	1:14.027
10	1 LAP	1:20.078	61	3.222	1:13.902	61	3.388	1:13.901	61	3.169	1:13.802	61	3.635	1:14.401
61	3.446	1:14.213	10	1 LAP	1:20.160	72	13.189	1:15.401	72	14.498	1:15.330	72	16.084	1:15.521
72	10.796	1:15.156	72	11.523	1:14.853	64	13.861	1:14.338	64	14.837	1:14.997	64	16.239	1:15.337
64	12.898	1:14.418	64	13.258	1:14.486	10	1 LAP	1:20.867	10	1 LAP	1:20.153	3	23.916	1:13.634
59	23.148	1:16.230	3	24.515	1:14.068	3	24.523	1:13.743	3	24.217	1:13.715	10	1 LAP	1:20.164
75	24.513	1:16.063	59	24.992	1:15.970	59	27.012	1:15.755	59	28.177	1:15.186	59	30.011	1:15.769
3	24.573	1:14.802	75	26.202	1:15.815	75	28.527	1:16.060	75	30.648	1:16.142	75	33.070	1:16.357
7	34.068	1:16.868	7	36.948	1:17.006	7	40.207	1:16.994	7	43.077	1:16.891	7	46.450	1:17.308
47	1 LAP	1:24.362	63	40.295	1:17.737	63	43.752	1:17.192	63	46.585	1:16.854	63	49.508	1:16.858
63	36.684	1:17.249	41	44.665	1:17.430	41	47.828	1:16.898	41	50.749	1:16.942	41	54.134	1:17.320
41	41.361	1:17.004	47	1 LAP	1:24.207	47	1 LAP	1:23.434	33	1:02.559	1:18.456	33	1:06.256	1:17.632
33	50.472	1:17.799	33	54.136	1:17.790	33	58.124	1:17.723	23	1:05.072	1:18.902	23	1:09.099	1:17.962
23	51.306	1:19.675	23	55.082	1:17.902	23	1:00.191	1:18.844	47	1 LAP	1:24.279			
77	56.023	1:18.994	77	1:00.317	1:18.420	77	1:04.499	1:17.917	77	1:08.754	1:18.276			

**CARS 1 & 3 - five second penalty - Track Limits (Reg 14.4.2 refers)**  
**Weather/Track: Bright/Dry CARS 28, 34, 99 - did not take restart after Red Flag**

Donington Park  
 Circuit Length = 1.9790 miles.  
 Start: 13:32 End: 13:53

**HSCC Historic Formula Ford 2000 sponsored by Appino**  
**RACE 1 - LAP CHART - Donington Park - 30 May 2015**  
 (contd.)

Lap 16			Lap 17			Lap 18			Lap 19			Lap 20		
No	Behind	Laptime	No	Behind	Laptime	No	Behind	Laptime	No	Behind	Laptime	No	Behind	Laptime
1		1:14.973	27		1:17.412									
27	0.154	1:14.185	61	0.393	1:14.871									
77	1 LAP	1:20.532	1	0.516	1:18.082									
47	2 LAPS	1:24.731	77	1 LAP	1:18.838									
61	3.088	1:14.426	47	2 LAPS	1:23.667									
64	16.190	1:14.924	64	13.801	1:15.177									
72	18.684	1:17.573	72	16.759	1:15.641									
3	23.177	1:14.234	3	19.545	1:13.934									
59	31.175	1:16.137	59	29.527	1:15.918									
10	1 LAP	1:19.815	75	34.456	1:17.747									
75	34.275	1:16.178	10	1 LAP	1:20.308									
7	48.169	1:16.692	7	47.249	1:16.646									
63	51.303	1:16.768	63	50.330	1:16.593									
41	56.479	1:17.318	41	55.916	1:17.003									
33	1:09.436	1:18.153	33	1:09.943	1:18.073									
23	1:12.770	1:18.644	23	1:13.941	1:18.737									

**CARS 1 & 3 - five second penalty - Track Limits (Reg 14.4.2 refers)**  
**Weather/Track: Bright/Dry CARS 28, 34, 99 - did not take restart after Red Flag**



**HSCC ONI PLC Historic Road Sports supported by Hawk Cars Ltd.**  
**RACE 2 - QUALIFYING - Donington Park - 30 May 2015**

POS	NO	CL	DRIVER	NAT	CAR	TIME	LAPS	GAP	MPH
1	30	A	Robin PEARCE		Morgan Plus 8	1:22.964	11		85.87
2	5	C	Peter SHAW		Lotus Elan S1	1:23.399	7	0.435	85.42
3	8	C	John DAVISON		Lotus Elan S3	1:23.686	11	0.722	85.13
4	11	A	Richard PLANT		Morgan Plus 8	1:24.359	11	1.395	84.45
5	36	C	Frazer GIBNEY		Lotus Elan S1	1:25.144	11	2.180	83.67
6	27	C	David BOLAND		Ginetta G4	1:25.375	11	2.411	83.44
7	98	A	Kevin KIVLOCHAN		Morgan Plus 8	1:25.402	11	2.438	83.42
8	46	C	Paul TOOMS		Turner Mk3	1:25.440	11	2.476	83.38
9	9	C	Roger WAITE		Lotus Elan S1	1:25.982	11	3.018	82.85
10	25	C	Jim GRANT		Lotus Elan	1:26.233	11	3.269	82.61
11	32	C	Patrick WARD-BOOTH		Ginetta G4	1:27.411	11	4.447	81.50
12	69	C	Hugh POWELL		Lotus Seven S2	1:30.135	10	7.171	79.04
13	63	B	Colin SHARP		Triumph TR5	1:30.211	11	7.247	78.97
14	16	C	Robert ROWE		Lotus Elan Elan S3	1:30.324	10	7.360	78.87
15	1	D	John SHAW		Porsche 911	1:30.703	11	7.739	78.54
16	90	B	Stephen WINTER		Porsche 911	1:31.736	10	8.772	77.66
17	57	A	Jason TARR		Griffith 200	1:33.017	10	10.053	76.59
18	29	D	Simon BOWREY		Porsche 911	1:33.985	10	11.021	75.80
19	3	A	Martin EDRIDGE		Ford Mustang	1:34.286	9	11.322	75.56
20	42	E	Larry TUCKER		MG Midget	1:34.711	10	11.747	75.22
21	37	C	Mervyn SELWYN		Lotus Elan S3	1:35.022	10	12.058	74.97
22	26	G	Christopher MANN		Alfa Romeo Disco Volante	1:36.674	8	13.710	73.69
23	22	E	Tony DAVIS		Austin Healey Sprite	1:36.768	10	13.804	73.62
24	77	D	Jeremy MORTIMER		MG B	1:36.806	10	13.842	73.59
25	10	E	Peter BORNHAUSER		Ginetta G15	1:36.846	10	13.882	73.56
26	21	E	Peter CHAPPELL		Austin Healey Sprite Mk1	1:48.194	9	25.230	65.84

Weather/Track: Bright/Dry

These results are provisional until the conclusion of any judicial and technical matters.

Donington Park  
 Circuit Length = 1.9790 miles.  
 Start: 09:38 End: 09:53

Clerk of the Course:		Timekeeper:
----------------------	--	-------------

**HSCC ONI PLC Historic Road Sports supported by Hawk Cars Ltd.**  
**RACE 2 - QUALIFYING LAP ANALYSIS - Donington Park - 30 May 2015**

<b>1</b>	<b>John SHAW</b>	Porsche 911
1 - X:00.000	6 - 1:32.101	11 - 1:31.502
2 - 1:43.381	7 - 1:32.518	
3 - 1:35.876	8 - 1:32.944	
4 - 1:37.939	9 - <b>1:30.703</b>	
5 - 1:31.651	10 - 1:30.728	
<b>3</b>	<b>Martin EDRIDGE</b>	Ford Mustang
1 - X:00.000	6 - 1:36.538	
2 - 1:44.086	7 - 1:35.774	
3 - 1:35.936	8 - <b>1:34.286</b>	
4 - 1:37.014	9 - 1:50.762P	
5 - 1:37.383		
<b>5</b>	<b>Peter SHAW</b>	Lotus Elan S1
1 - X:00.000	6 - 1:41.106	
2 - 1:32.312	7 - 1:41.582P	
3 - 1:31.678		
4 - 1:25.933		
5 - <b>1:23.399</b>		
<b>8</b>	<b>John DAVISON</b>	Lotus Elan S3
1 - X:00.000	6 - 1:50.379	11 - <b>1:23.686</b>
2 - 1:35.340	7 - 1:24.438	
3 - 1:26.770	8 - 1:24.596	
4 - 1:27.894	9 - 1:42.798	
5 - 1:25.065	10 - 1:24.426	
<b>9</b>	<b>Roger WAITE</b>	Lotus Elan S1
1 - X:00.000	6 - 1:26.229	11 - 1:27.380
2 - 1:36.437	7 - <b>1:25.982</b>	
3 - 1:27.085	8 - 1:27.130	
4 - 1:28.158	9 - 1:30.125	
5 - 1:28.918	10 - 1:26.989	
<b>10</b>	<b>Peter BORNHAUSER</b>	Ginetta G15
1 - X:00.000	6 - 1:39.781	
2 - 1:51.633	7 - 1:38.501	
3 - 1:41.841	8 - 1:39.568	
4 - 1:39.951	9 - 1:37.752	
5 - 1:38.007	10 - <b>1:36.846</b>	

Weather/Track: Bright/Dry

www.mstworld.com

Page 1 of 5

Donington Park  
Circuit Length = 1.9790 miles.  
Start: 09:38 End: 09:53

Printed - 09:56 Saturday, 30 May 2015

**HSCC ONI PLC Historic Road Sports supported by Hawk Cars Ltd.**  
**RACE 2 - QUALIFYING LAP ANALYSIS - Donington Park - 30 May 2015**  
 (contd.)

<b>11</b>	<b>Richard PLANT</b>	Morgan Plus 8
1 - X:00.000	6 - 1:25.000	11 - 1:39.453P
2 - 1:37.376	7 - 1:25.640	
3 - 1:27.939	8 - 1:28.925	
4 - 1:25.737	9 - <b>1:24.359</b>	
5 - 1:28.823	10 - 1:26.632	
<b>16</b>	<b>Robert ROWE</b>	Lotus Elan Elan S3
1 - X:00.000	6 - 1:31.999	
2 - 1:48.393	7 - 1:32.853	
3 - 1:35.562	8 - <b>1:30.324</b>	
4 - 1:42.155	9 - 1:31.171	
5 - 1:40.988	10 - 1:31.024	
<b>21</b>	<b>Peter CHAPPELL</b>	Austin Healey Sprite Mk1
1 - X:00.000	6 - 1:53.479	
2 - 2:06.343	7 - 1:48.345	
3 - 1:57.682	8 - 1:48.922	
4 - 1:51.160	9 - <b>1:48.194</b>	
5 - 1:56.658		
<b>22</b>	<b>Tony DAVIS</b>	Austin Healey Sprite
1 - X:00.000	6 - 1:40.440	
2 - 1:42.698	7 - 1:38.178	
3 - 1:40.022	8 - 1:37.245	
4 - 1:37.921	9 - 1:39.924	
5 - 1:37.261	10 - <b>1:36.768</b>	
<b>25</b>	<b>Jim GRANT</b>	Lotus Elan
1 - X:00.000	6 - 1:28.677	11 - 1:27.087
2 - 1:51.101	7 - 1:26.796	
3 - 1:34.442	8 - 1:26.612	
4 - 1:30.468	9 - <b>1:26.233</b>	
5 - 1:29.403	10 - 1:27.054	
<b>26</b>	<b>Christopher MANN</b>	Alfa Romeo Disco Volante
1 - X:00.000	6 - 1:38.001	
2 - 1:50.535	7 - <b>1:36.674</b>	
3 - 1:38.309	8 - 1:44.611P	
4 - 1:36.718		
5 - 1:38.953		

Weather/Track: Bright/Dry

www.mstworld.com

Page 2 of 5

Donington Park  
 Circuit Length = 1.9790 miles.  
 Start: 09:38 End: 09:53

Printed - 09:56 Saturday, 30 May 2015

**HSCC ONI PLC Historic Road Sports supported by Hawk Cars Ltd.**  
**RACE 2 - QUALIFYING LAP ANALYSIS - Donington Park - 30 May 2015**  
 (contd.)

<b>27</b>	<b>David BOLAND</b>	Ginetta G4
1 - X:00.000	6 - 1:29.057	11 - 1:25.908
2 - 1:50.899	7 - 1:26.352	
3 - 1:32.351	8 - 1:27.086	
4 - 1:30.234	9 - <b>1:25.375</b>	
5 - 1:32.236	10 - 1:25.500	
<b>29</b>	<b>Simon BOWREY</b>	Porsche 911
1 - X:00.000	6 - 1:35.543	
2 - 1:41.163	7 - 1:35.165	
3 - 1:37.127	8 - 1:35.210	
4 - 1:37.162	9 - 1:36.791	
5 - <b>1:33.985</b>	10 - 1:35.279	
<b>30</b>	<b>Robin PEARCE</b>	Morgan Plus 8
1 - X:00.000	6 - <b>1:22.964</b>	11 - 1:25.452
2 - 1:36.938	7 - 1:30.659	
3 - 1:28.321	8 - 1:27.915	
4 - 1:25.670	9 - 1:25.415	
5 - 1:24.599	10 - 1:26.644	
<b>32</b>	<b>Patrick WARD-BOOTH</b>	Ginetta G4
1 - X:00.000	6 - 1:31.350	11 - 1:28.860
2 - 1:37.669	7 - 1:29.633	
3 - <b>1:27.411</b>	8 - 1:28.512	
4 - 2:02.678	9 - 1:27.867	
5 - 1:30.757	10 - 1:28.657	
<b>36</b>	<b>Frazer GIBNEY</b>	Lotus Elan S1
1 - X:00.000	6 - 1:25.658	11 - 1:26.787
2 - 1:38.795	7 - 1:25.738	
3 - 1:28.751	8 - 1:26.935	
4 - 1:26.835	9 - 1:25.717	
5 - <b>1:25.144</b>	10 - 1:28.641	
<b>37</b>	<b>Mervyn SELWYN</b>	Lotus Elan S3
1 - X:00.000	6 - 1:35.792	
2 - 1:50.177	7 - 1:35.562	
3 - 1:37.911	8 - <b>1:35.022</b>	
4 - 1:40.580	9 - 1:36.182	
5 - 1:38.577	10 - 1:35.082	

Weather/Track: Bright/Dry

www.mstworld.com

Page 3 of 5

Donington Park  
 Circuit Length = 1.9790 miles.  
 Start: 09:38 End: 09:53

Printed - 09:56 Saturday, 30 May 2015


**HSCC ONI PLC Historic Road Sports supported by Hawk Cars Ltd.**  
**RACE 2 - QUALIFYING LAP ANALYSIS - Donington Park - 30 May 2015**  
 (contd.)

<b>42</b>	<b>Larry TUCKER</b>	MG Midget
1 - X:00.000	6 - 1:35.285	
2 - 1:47.794	7 - <b>1:34.711</b>	
3 - 1:38.602	8 - 1:40.335	
4 - 1:37.080	9 - 1:36.488	
5 - 1:35.427	10 - 1:36.100	
<b>46</b>	<b>Paul TOOMS</b>	Turner Mk3
1 - X:00.000	6 - 1:26.557	11 - 1:41.900P
2 - 1:36.599	7 - 1:25.959	
3 - 1:38.891	8 - 1:25.535	
4 - 1:30.759	9 - 1:26.992	
5 - 1:26.631	10 - <b>1:25.440</b>	
<b>57</b>	<b>Jason TARR</b>	Griffith 200
1 - X:00.000	6 - 1:35.096	
2 - 1:50.531	7 - 1:33.982	
3 - 1:37.271	8 - 1:36.450	
4 - 1:53.181	9 - 1:34.047	
5 - 1:40.205	10 - <b>1:33.017</b>	
<b>63</b>	<b>Colin SHARP</b>	Triumph TR5
1 - X:00.000	6 - 1:30.866	11 - 1:33.376
2 - 1:45.349	7 - 1:30.429	
3 - 1:37.089	8 - <b>1:30.211</b>	
4 - 1:33.737	9 - 1:30.492	
5 - 1:31.004	10 - 1:33.255	
<b>69</b>	<b>Hugh POWELL</b>	Lotus Seven S2
1 - X:00.000	6 - 1:33.309	
2 - 1:52.434	7 - 1:43.140	
3 - 1:39.281	8 - 1:31.239	
4 - 1:35.754	9 - <b>1:30.135</b>	
5 - 1:32.952	10 - 1:39.434	
<b>77</b>	<b>Jeremy MORTIMER</b>	MG B
1 - X:00.000	6 - <b>1:36.806</b>	
2 - 1:52.117	7 - 1:38.348	
3 - 1:41.400	8 - 1:37.528	
4 - 1:37.663	9 - 1:37.253	
5 - 1:38.660	10 - 1:40.294	

**HSCC ONI PLC Historic Road Sports supported by Hawk Cars Ltd.**  
**RACE 2 - QUALIFYING LAP ANALYSIS - Donington Park - 30 May 2015**  
 (contd.)

<b>90</b>	<b>Stephen WINTER</b>	Porsche 911
1 - X:00.000	6 - 1:37.894	
2 - 1:42.608	7 - 1:38.736	
3 - 1:36.588	8 - 1:32.385	
4 - 1:33.782	9 - <b>1:31.736</b>	
5 - 1:32.866	10 - 1:32.475	
<b>98</b>	<b>Kevin KIVLOCHAN</b>	Morgan Plus 8
1 - X:00.000	6 - <b>1:25.402</b>	11 - 1:27.843
2 - 1:31.014	7 - 1:26.057	
3 - 1:25.869	8 - 1:27.193	
4 - 1:26.188	9 - 1:27.066	
5 - 1:30.403	10 - 1:26.720	

**HSCC ONI PLC Historic Road Sports supported by Hawk Cars Ltd.  
RACE 2 - GRID - Donington Park - 30 May 2015**

ROW 13	10	BORNHAUSER	21	CHAPPELL	
ROW 12		22	DAVIS	77	MORTIMER
ROW 11	37	SELWYN	26	MANN	
ROW 10		3	EDRIDGE	42	TUCKER
ROW 9	57	TARR	29	BOWREY	
ROW 8		1	SHAW	90	WINTER
ROW 7	63	SHARP	16	ROWE	
ROW 6		32	WARD-BOOTH	69	POWELL
ROW 5	9	WAITE	25	GRANT	
ROW 4		98	KIVLOCHAN	46	TOOMS
ROW 3	36	GIBNEY	27	BOLAND	
ROW 2		8	DAVISON	11	PLANT
ROW 1	30	PEARCE	5	SHAW	
<b>POLE</b>					
					

**Weather/Track: Bright/Dry**

**These results are provisional until the conclusion of any judicial and technical matters.**

Donington Park  
Circuit Length = 1.9790 miles.  
Start: 09:38 End: 09:53

Clerk of the Course:

Timekeeper:

**HSCC ONI PLC Historic Road Sports supported by Hawk Cars Ltd.**  
**RACE 2 - CLASSIFICATION - Donington Park - 30 May 2015**

POS	NO	CL	DRIVER	NAT	CAR	TIME	LAPS	GAP	MPH	BEST
1	11	A	Richard PLANT		Morgan Plus 8	17:00.753	12		83.64	1:23.131
2	9	C	Roger WAITE		Lotus Elan S1	17:10.015	12	9.262	82.89	1:24.230
3	30	A	Robin PEARCE		Morgan Plus 8	17:10.647	12	9.894	82.84	1:24.310
4	98	A	Kevin KIVLOCHAN		Morgan Plus 8	17:10.721	12	9.968	82.83	1:23.684
5	36	C	Frazer GIBNEY		Lotus Elan S1	17:13.491	12	12.738	82.61	1:24.512
6	32	C	Patrick WARD-BOOTH		Ginetta G4	17:31.146	12	30.393	81.22	1:25.489
7	27	C	David BOLAND		Ginetta G4	17:40.933	12	40.180	80.47	1:24.478
8	25	C	Jim GRANT		Lotus Elan	17:45.082	12	44.329	80.16	1:26.715
9	69	C	Hugh POWELL		Lotus Seven S2	18:15.648	12	1:14.895	77.92	1:28.790
10	57	A	Jason TARR		TVR Griffith 200	18:21.811	12	1:21.058	77.49	1:29.007
11	1	D	John SHAW		Porsche 911	18:27.048	12	1:26.295	77.12	1:30.200
12	90	B	Stephen WINTER		Porsche 911	17:09.926	11	1 LAP	75.98	1:31.410
13	63	B	Colin SHARP		Triumph TR5	17:13.118	11	1 LAP	75.74	1:30.288
14	3	A	Martin EDRIDGE		Ford Mustang	17:22.022	11	1 LAP	75.10	1:31.979
15	29	D	Simon BOWREY		Porsche 911	17:29.431	11	1 LAP	74.57	1:33.214
16	37	C	Mervyn SELWYN		Lotus Elan S3	17:39.042	11	1 LAP	73.89	1:33.215
17	42	E	Larry TUCKER		MG Midget	17:42.927	11	1 LAP	73.62	1:34.485
18	26	G	Christopher MANN		Alfa Romeo Disco Volante	17:52.433	11	1 LAP	72.97	1:35.080
19	22	E	Tony DAVIS		Austin Healey Sprite	18:19.925	11	1 LAP	71.14	1:37.617
20	77	D	Jeremy MORTIMER		MG B	18:22.253	11	1 LAP	70.99	1:36.427
21	10	E	Peter BORNHAUSER		Ginetta G15	17:32.629	10	2 LAPS	67.57	1:41.036
22	21	E	Peter CHAPPELL		Austin Healey Sprite Mk1	17:49.927	10	2 LAPS	66.48	1:42.943

NOT CLASSIFIED

8	C	John DAVISON	Lotus Elan S3	14:05.638	10	D.N.F.	84.11	1:22.910
46	C	Paul TOOMS	Turner Mk3	9:58.879	7	D.N.F.	83.08	1:23.252
16	C	Robert ROWE	Lotus Elan S3		0	D.N.F.	N/A	

FASTEST LAP

8	C	John DAVISON	Lotus Elan S3	1:22.910	4	85.92mph	138.28kph
11	A	Richard PLANT	Morgan Plus 8	1:23.131	4	85.70mph	137.92kph
1	D	John SHAW	Porsche 911	1:30.200	3	78.98mph	127.11kph
63	B	Colin SHARP	Triumph TR5	1:30.288	9	78.90mph	126.98kph
42	E	Larry TUCKER	MG Midget	1:34.485	5	75.40mph	121.34kph
26	G	Christopher MANN	Alfa Romeo Disco Volante	1:35.080	6	74.93mph	120.58kph

**CAR 5 - Non Starter**

**Weather/Track: Bright/Dry**

**These results are provisional until the conclusion of any judicial and technical matters.**

Donington Park

Circuit Length = 1.9790 miles.

Start: 14:01 End: 14:18

Clerk of the Course:

Timekeeper:



**HSCC ONI PLC Historic Road Sports supported by Hawk Cars Ltd.**  
**RACE 2 - LAP ANALYSIS - Donington Park - 30 May 2015**

<b>1</b>	<b>John SHAW</b>	Porsche 911
1 - 1:39.295	6 - 1:32.570	11 - 1:32.671
2 - 1:30.672	7 - 1:32.329	12 - 1:31.545
3 - <b>1:30.200</b>	8 - 1:32.390	
4 - 1:30.395	9 - 1:32.545	
5 - 1:31.441	10 - 1:30.995	
<b>3</b>	<b>Martin EDRIDGE</b>	Ford Mustang
1 - 1:45.618	6 - 1:33.552	11 - 1:33.448
2 - 1:33.911	7 - <b>1:31.979</b>	
3 - 1:35.002	8 - 1:32.558	
4 - 1:34.030	9 - 1:33.414	
5 - 1:34.170	10 - 1:34.340	
<b>8</b>	<b>John DAVISON</b>	Lotus Elan S3
1 - 1:29.272	6 - 1:23.975	
2 - 1:23.687	7 - 1:25.023	
3 - 1:23.122	8 - 1:25.077	
4 - <b>1:22.910</b>	9 - 1:24.211	
5 - 1:23.773	10 - 1:24.588	
<b>9</b>	<b>Roger WAITE</b>	Lotus Elan S1
1 - 1:33.606	6 - 1:24.913	11 - 1:26.097
2 - 1:25.381	7 - 1:24.505	12 - 1:26.072
3 - 1:24.526	8 - <b>1:24.230</b>	
4 - 1:25.082	9 - 1:25.408	
5 - 1:25.430	10 - 1:24.765	
<b>10</b>	<b>Peter BORNHAUSER</b>	Ginetta G15
1 - 1:53.051	6 - 1:45.460	
2 - <b>1:41.036</b>	7 - 1:42.016	
3 - 1:41.326	8 - 1:44.411	
4 - 1:41.861	9 - 1:45.365	
5 - 1:46.425	10 - 1:51.678	
<b>11</b>	<b>Richard PLANT</b>	Morgan Plus 8
1 - 1:30.358	6 - 1:24.836	11 - 1:25.740
2 - 1:24.421	7 - 1:24.573	12 - 1:24.986
3 - 1:23.441	8 - 1:24.572	
4 - <b>1:23.131</b>	9 - 1:24.424	
5 - 1:25.446	10 - 1:24.825	

CAR 5 - Non Starter  
 Weather/Track: Bright/Dry

www.mstworld.com

Page 1 of 5

Donington Park  
 Circuit Length = 1.9790 miles.  
 Start: 14:01 End: 14:18

Printed - 14:21 Saturday, 30 May 2015

# HSCC ONI PLC Historic Road Sports supported by Hawk Cars Ltd.

## RACE 2 - LAP ANALYSIS - Donington Park - 30 May 2015

(contd.)

<b>16</b>	<b>Robert ROWE</b>	Lotus Elan S3
<p>1 - 2:00.649    6 - 1:45.047                  2 - 1:47.448    7 - <b>1:42.943</b>                  3 - 1:44.893    8 - 1:43.206                  4 - 1:47.519    9 - 1:45.728                  5 - 1:45.322    10 - 1:47.172</p>		
<b>21</b>	<b>Peter CHAPPELL</b>	Austin Healey Sprite Mk1
<p>1 - 1:50.053    6 - 1:40.272    11 - 1:38.198                  2 - <b>1:37.617</b>    7 - 1:39.005                  3 - 1:38.536    8 - 1:40.646                  4 - 1:38.622    9 - 1:38.195                  5 - 1:40.554    10 - 1:38.227</p>		
<b>22</b>	<b>Tony DAVIS</b>	Austin Healey Sprite
<p>1 - 1:35.185    6 - 1:28.430    11 - 1:28.681                  2 - 1:28.398    7 - 1:28.399    12 - 1:28.858                  3 - 1:28.523    8 - 1:27.822                  4 - 1:27.812    9 - 1:27.855                  5 - 1:28.404    10 - <b>1:26.715</b></p>		
<b>25</b>	<b>Jim GRANT</b>	Lotus Elan
<p>1 - 1:50.055    6 - <b>1:35.080</b>    11 - 1:36.044                  2 - 1:36.556    7 - 1:38.022                  3 - 1:35.720    8 - 1:35.271                  4 - 1:36.263    9 - 1:35.540                  5 - 1:35.764    10 - 1:38.118</p>		
<b>26</b>	<b>Christopher MANN</b>	Alfa Romeo Disco Volante
<p>1 - 1:34.694    6 - 1:29.368    11 - 1:27.250                  2 - 1:25.193    7 - 1:28.803    12 - 1:29.608                  3 - 1:36.936    8 - 1:27.104                  4 - 1:24.634    9 - 1:26.559                  5 - 1:26.306    10 - <b>1:24.478</b></p>		
<b>27</b>	<b>David BOLAND</b>	Ginetta G4
<p>1 - 1:34.694    6 - 1:29.368    11 - 1:27.250                  2 - 1:25.193    7 - 1:28.803    12 - 1:29.608                  3 - 1:36.936    8 - 1:27.104                  4 - 1:24.634    9 - 1:26.559                  5 - 1:26.306    10 - <b>1:24.478</b></p>		

# HSCC ONI PLC Historic Road Sports supported by Hawk Cars Ltd.

## RACE 2 - LAP ANALYSIS - Donington Park - 30 May 2015

(contd.)

<b>29</b>	<b>Simon BOWREY</b>	Porsche 911
1 - 1:44.574	6 - 1:35.626	11 - 1:37.631
2 - 1:34.447	7 - 1:33.283	
3 - 1:34.625	8 - <b>1:33.214</b>	
4 - 1:34.365	9 - 1:33.894	
5 - 1:33.584	10 - 1:34.188	
<b>30</b>	<b>Robin PEARCE</b>	Morgan Plus 8
1 - 1:30.144	6 - 1:25.213	11 - 1:27.303
2 - 1:25.882	7 - 1:25.934	12 - 1:25.997
3 - 1:24.385	8 - 1:25.401	
4 - <b>1:24.310</b>	9 - 1:24.670	
5 - 1:25.822	10 - 1:25.586	
<b>32</b>	<b>Patrick WARD-BOOTH</b>	Ginetta G4
1 - 1:33.316	6 - 1:26.044	11 - 1:31.214
2 - 1:25.673	7 - 1:25.936	12 - 1:31.018
3 - <b>1:25.489</b>	8 - 1:26.693	
4 - 1:25.853	9 - 1:26.751	
5 - 1:26.801	10 - 1:26.358	
<b>36</b>	<b>Frazer GIBNEY</b>	Lotus Elan S1
1 - 1:32.050	6 - 1:25.129	11 - 1:27.255
2 - 1:26.460	7 - 1:26.320	12 - 1:26.198
3 - 1:24.844	8 - <b>1:24.512</b>	
4 - 1:24.928	9 - 1:25.589	
5 - 1:25.387	10 - 1:24.819	
<b>37</b>	<b>Mervyn SELWYN</b>	Lotus Elan S3
1 - 1:48.686	6 - 1:33.994	11 - 1:35.256
2 - 1:36.338	7 - 1:34.853	
3 - 1:35.381	8 - 1:35.183	
4 - 1:34.358	9 - 1:35.725	
5 - <b>1:33.215</b>	10 - 1:36.053	
<b>42</b>	<b>Larry TUCKER</b>	MG Midget
1 - 1:48.596	6 - 1:35.903	11 - 1:37.058
2 - 1:34.681	7 - 1:34.914	
3 - 1:35.369	8 - 1:36.256	
4 - 1:34.851	9 - 1:35.136	
5 - <b>1:34.485</b>	10 - 1:35.678	

CAR 5 - Non Starter  
Weather/Track: Bright/Dry

www.mstworld.com

Page 3 of 5

Donington Park  
Circuit Length = 1.9790 miles.  
Start: 14:01 End: 14:18

Printed - 14:21 Saturday, 30 May 2015

# HSCC ONI PLC Historic Road Sports supported by Hawk Cars Ltd.

## RACE 2 - LAP ANALYSIS - Donington Park - 30 May 2015

(contd.)

<b>46</b>	<b>Paul TOOMS</b>	Turner Mk3
1 - 1:32.584	6 - 1:24.817	
2 - 1:25.618	7 - 1:24.288	
3 - <b>1:23.252</b>		
4 - 1:23.773		
5 - 1:24.547		
<b>57</b>	<b>Jason TARR</b>	TVR Griffith 200
1 - 1:43.052	6 - 1:30.359	11 - 1:30.941
2 - 1:33.372	7 - 1:30.421	12 - 1:29.652
3 - 1:32.161	8 - 1:29.589	
4 - 1:31.133	9 - 1:32.423	
5 - 1:29.701	10 - <b>1:29.007</b>	
<b>63</b>	<b>Colin SHARP</b>	Triumph TR5
1 - 1:41.221	6 - 1:32.764	11 - 1:36.804
2 - 1:33.199	7 - 1:30.962	
3 - 1:33.853	8 - 1:33.505	
4 - 1:32.801	9 - <b>1:30.288</b>	
5 - 1:32.482	10 - 1:35.239	
<b>69</b>	<b>Hugh POWELL</b>	Lotus Seven S2
1 - 1:43.586	6 - 1:30.185	11 - 1:31.231
2 - 1:30.684	7 - 1:29.975	12 - 1:32.770
3 - 1:31.741	8 - 1:29.275	
4 - 1:29.236	9 - 1:29.340	
5 - 1:28.835	10 - <b>1:28.790</b>	
<b>77</b>	<b>Jeremy MORTIMER</b>	MG B
1 - 1:56.455	6 - 1:41.347	11 - 1:37.463
2 - 1:38.823	7 - 1:37.334	
3 - 1:38.310	8 - 1:39.615	
4 - 1:38.233	9 - <b>1:36.427</b>	
5 - 1:38.363	10 - 1:39.883	
<b>90</b>	<b>Stephen WINTER</b>	Porsche 911
1 - 1:40.979	6 - 1:33.057	11 - 1:33.384
2 - 1:32.547	7 - 1:32.823	
3 - 1:33.599	8 - 1:32.336	
4 - 1:32.579	9 - <b>1:31.410</b>	
5 - 1:33.311	10 - 1:33.901	

CAR 5 - Non Starter  
Weather/Track: Bright/Dry

www.mstworld.com

Page 4 of 5

Donington Park  
Circuit Length = 1.9790 miles.  
Start: 14:01 End: 14:18

Printed - 14:21 Saturday, 30 May 2015

**HSCC ONI PLC Historic Road Sports supported by Hawk Cars Ltd.**  
**RACE 2 - LAP ANALYSIS - Donington Park - 30 May 2015**  
(contd.)

<b>98</b>	<b>Kevin KIVLOCHAN</b>	<b>Morgan Plus 8</b>
1 - 1:30.714	6 - 1:24.403	11 - 1:26.410
2 - 1:25.017	7 - 1:25.782	12 - 1:25.779
3 - 1:24.169	8 - 1:23.882	
4 - 1:24.201	9 - 1:24.712	
5 - 1:31.968	10 - <b>1:23.684</b>	

**CAR 5 - Non Starter**  
**Weather/Track: Bright/Dry**

**HSCC ONI PLC Historic Road Sports supported by Hawk Cars Ltd.**  
**RACE 2 - LAP CHART - Donington Park - 30 May 2015**

Lap 1			Lap 2			Lap 3			Lap 4			Lap 5		
No	Behind	Laptime	No	Behind	Laptime	No	Behind	Laptime	No	Behind	Laptime	No	Behind	Laptime
8		1:29.272	8		1:23.687	8		1:23.122	8		1:22.910	8		1:23.773
30	0.872	1:30.144	11	1.820	1:24.421	11	2.139	1:23.441	11	2.360	1:23.131	11	4.033	1:25.446
11	1.086	1:30.358	98	2.772	1:25.017	98	3.819	1:24.169	98	5.110	1:24.201	46	7.010	1:24.547
98	1.442	1:30.714	30	3.067	1:25.882	30	4.330	1:24.385	30	5.730	1:24.310	30	7.779	1:25.822
36	2.778	1:32.050	46	5.243	1:25.618	46	5.373	1:23.252	46	6.236	1:23.773	36	10.905	1:25.387
46	3.312	1:32.584	36	5.551	1:26.460	36	7.273	1:24.844	36	9.291	1:24.928	9	11.261	1:25.430
32	4.044	1:33.316	9	6.028	1:25.381	9	7.432	1:24.526	9	9.604	1:25.082	98	13.305	1:31.968
9	4.334	1:33.606	32	6.030	1:25.673	32	8.397	1:25.489	32	11.340	1:25.853	32	14.368	1:26.801
27	5.422	1:34.694	27	6.928	1:25.193	25	16.025	1:28.523	25	20.927	1:27.812	21	1 LAP	1:47.519
25	5.913	1:35.185	25	10.624	1:28.398	27	20.742	1:36.936	27	22.466	1:24.634	27	24.999	1:26.306
1	10.023	1:39.295	1	17.008	1:30.672	1	24.086	1:30.200	1	31.571	1:30.395	25	25.558	1:28.404
90	11.707	1:40.979	90	20.567	1:32.547	69	29.930	1:31.741	69	36.256	1:29.236	1	39.239	1:31.441
63	11.949	1:41.221	69	21.311	1:30.684	90	31.044	1:33.599	90	40.713	1:32.579	69	41.318	1:28.835
57	13.780	1:43.052	63	21.461	1:33.199	63	32.192	1:33.853	57	40.727	1:31.133	57	46.655	1:29.701
69	14.314	1:43.586	57	23.465	1:33.372	57	32.504	1:32.161	63	42.083	1:32.801	90	50.251	1:33.311
29	15.302	1:44.574	29	26.062	1:34.447	29	37.565	1:34.625	29	49.020	1:34.365	63	50.792	1:32.482
3	16.346	1:45.618	3	26.570	1:33.911	3	38.450	1:35.002	3	49.570	1:34.030	29	58.831	1:33.584
42	19.324	1:48.596	42	30.318	1:34.681	42	42.565	1:35.369	42	54.506	1:34.851	3	59.967	1:34.170
37	19.414	1:48.686	37	32.065	1:36.338	37	44.324	1:35.381	37	55.772	1:34.358	37	1:05.214	1:33.215
22	20.781	1:50.053	26	33.652	1:36.556	26	46.250	1:35.720	26	59.603	1:36.263	42	1:05.218	1:34.485
26	20.783	1:50.055	22	34.711	1:37.617	22	50.125	1:38.536	22	1:05.837	1:38.622	26	1:11.594	1:35.764
10	23.779	1:53.051	10	41.128	1:41.036	77	57.507	1:38.310	77	1:12.830	1:38.233	22	1:22.618	1:40.554
77	27.183	1:56.455	77	42.319	1:38.823	10	59.332	1:41.326	10	1:18.283	1:41.861			
21	31.377	2:00.649	21	55.138	1:47.448	21	1:16.909	1:44.893						

**CAR 5 - Non Starter**  
**Weather/Track: Bright/Dry**

Donington Park  
 Circuit Length = 1.9790 miles.  
 Start: 14:01 End: 14:18

**HSCC ONI PLC Historic Road Sports supported by Hawk Cars Ltd.**  
**RACE 2 - LAP CHART - Donington Park - 30 May 2015**  
 (contd.)

Lap 6			Lap 7			Lap 8			Lap 9			Lap 10		
No	Behind	Laptime	No	Behind	Laptime	No	Behind	Laptime	No	Behind	Laptime	No	Behind	Laptime
8		1:23.975	8		1:25.023	8		1:25.077	8		1:24.211	8		1:24.588
77	1 LAP	1:38.363	11	4.444	1:24.573	42	1 LAP	1:34.914	29	1 LAP	1:33.214	11	4.389	1:24.825
11	4.894	1:24.836	46	7.117	1:24.288	11	3.939	1:24.572	11	4.152	1:24.424	3	1 LAP	1:33.414
46	7.852	1:24.817	30	9.928	1:25.934	30	10.252	1:25.401	30	10.711	1:24.670	21	2 LAPS	1:43.206
30	9.017	1:25.213	9	11.681	1:24.505	26	1 LAP	1:38.022	37	1 LAP	1:35.183	30	11.709	1:25.586
36	12.059	1:25.129	36	13.356	1:26.320	9	10.834	1:24.230	9	12.031	1:25.408	29	1 LAP	1:33.894
9	12.199	1:24.913	22	1 LAP	1:40.272	36	12.791	1:24.512	98	13.798	1:24.712	9	12.208	1:24.765
98	13.733	1:24.403	98	14.492	1:25.782	98	13.297	1:23.882	42	1 LAP	1:36.256	98	12.894	1:23.684
32	16.437	1:26.044	32	17.350	1:25.936	32	18.966	1:26.693	36	14.169	1:25.589	36	14.400	1:24.819
10	1 LAP	1:46.425	77	1 LAP	1:41.347	22	1 LAP	1:39.005	32	21.506	1:26.751	37	1 LAP	1:35.725
25	30.013	1:28.430	25	33.389	1:28.399	77	1 LAP	1:37.334	26	1 LAP	1:35.271	32	23.276	1:26.358
27	30.392	1:29.368	27	34.172	1:28.803	25	36.134	1:27.822	27	38.547	1:26.559	42	1 LAP	1:35.136
21	1 LAP	1:45.322	10	1 LAP	1:45.460	27	36.199	1:27.104	25	39.778	1:27.855	26	1 LAP	1:35.540
69	47.528	1:30.185	69	52.480	1:29.975	10	1 LAP	1:42.016	22	1 LAP	1:40.646	27	38.437	1:24.478
1	47.834	1:32.570	1	55.140	1:32.329	69	56.678	1:29.275	77	1 LAP	1:39.615	25	41.905	1:26.715
57	53.039	1:30.359	57	58.437	1:30.421	1	1:02.453	1:32.390	69	1:01.807	1:29.340	22	1 LAP	1:38.195
90	59.333	1:33.057	21	1 LAP	1:45.047	57	1:02.949	1:29.589	1	1:10.787	1:32.545	77	1 LAP	1:36.427
63	59.581	1:32.764	63	1:05.520	1:30.962	63	1:13.948	1:33.505	57	1:11.161	1:32.423	69	1:06.009	1:28.790
3	1:09.544	1:33.552	90	1:07.133	1:32.823	90	1:14.392	1:32.336	10	1 LAP	1:44.411	57	1:15.580	1:29.007
29	1:10.482	1:35.626	3	1:16.500	1:31.979	21	1 LAP	1:42.943	63	1:20.025	1:30.288	1	1:17.194	1:30.995
37	1:15.233	1:33.994	29	1:18.742	1:33.283	3	1:23.981	1:32.558	90	1:21.591	1:31.410			
42	1:17.146	1:35.903	37	1:25.063	1:34.853									
26	1:22.699	1:35.080												

CAR 5 - Non Starter  
 Weather/Track: Bright/Dry

Donington Park  
 Circuit Length = 1.9790 miles.  
 Start: 14:01 End: 14:18

**HSCC ONI PLC Historic Road Sports supported by Hawk Cars Ltd.**  
**RACE 2 - LAP CHART - Donington Park - 30 May 2015**  
 (contd.)

Lap 11			Lap 12			Lap 13			Lap 14			Lap 15		
No	Behind	Laptime	No	Behind	Laptime	No	Behind	Laptime	No	Behind	Laptime	No	Behind	Laptime
11		1:25.740	11		1:24.986									
63	1 LAP	1:35.239	90	1 LAP	1:33.384									
90	1 LAP	1:33.901	9	9.262	1:26.072									
10	2 LAPS	1:45.365	30	9.894	1:25.997									
9	8.176	1:26.097	98	9.968	1:25.779									
30	8.883	1:27.303	63	1 LAP	1:36.804									
98	9.175	1:26.410	36	12.738	1:26.198									
36	11.526	1:27.255	3	1 LAP	1:33.448									
3	1 LAP	1:34.340	29	1 LAP	1:37.631									
29	1 LAP	1:34.188	32	30.393	1:31.018									
32	24.361	1:31.214	10	2 LAPS	1:51.678									
21	2 LAPS	1:45.728	37	1 LAP	1:35.256									
37	1 LAP	1:36.053	27	40.180	1:29.608									
42	1 LAP	1:35.678	42	1 LAP	1:37.058									
27	35.558	1:27.250	25	44.329	1:28.858									
25	40.457	1:28.681	21	2 LAPS	1:47.172									
26	1 LAP	1:38.118	26	1 LAP	1:36.044									
22	1 LAP	1:38.227	69	1:14.895	1:32.770									
69	1:07.111	1:31.231	22	1 LAP	1:38.198									
77	1 LAP	1:39.883	57	1:21.058	1:29.652									
57	1:16.392	1:30.941	77	1 LAP	1:37.463									
1	1:19.736	1:32.671	1	1:26.295	1:31.545									

**CAR 5 - Non Starter**  
**Weather/Track: Bright/Dry**

Donington Park  
 Circuit Length = 1.9790 miles.  
 Start: 14:01 End: 14:18



# HSCC Derek Bell Trophy and Classic Formula 3

## RACE 3 - QUALIFYING - Donington Park - 30 May 2015

POS	NO	CL	DRIVER	NAT	CAR	TIME	LAPS	GAP	MPH
1	54	B	Richard EVANS		March 79B	1:06.370	14		107.34
2	30	F	Paul CAMPFIELD		Chevron B24	1:10.888	14	4.518	100.50
3	90	B	Daryl TAYLOR		March 78B	1:11.066	14	4.696	100.25
4	1	CFA	David SHAW		March 803B	1:11.840	14	5.470	99.17
5	188	E	Ian ASHLEY		Lola T300	1:11.911	10	5.541	99.07
6	3	B	Mike WRIGLEY		Ralt RT1	1:12.489	13	6.119	98.28
7	11	B	Jon FINCH		Chevron B34	1:12.891	15	6.521	97.74
8	55	CFA	Maxim BARTELL		Chevron B34	1:13.172	15	6.802	97.36
9	130	A	Paul DIBDEN		Argo JM6	1:14.444	15	8.074	95.70
10	34	F	Greg THORNTON		Surtees TS11	1:14.616	8	8.246	95.48
11	82	A	Paul SMITH		Martini MK31	1:14.722	14	8.352	95.34
12	38	CFA	Hugh PRICE		Chevron B38	1:15.688	15	9.318	94.12
13	70	A	Richard SMEETON		Modus M1	1:15.705	14	9.335	94.10
14	69	B	Martyn DONN		Lola T760	1:15.773	11	9.403	94.02
15	93	C	Rudolf ERNST		March 752	1:17.359	14	10.989	92.09
16	6	CFA	Leif BOSSON		Ralt RT1	1:18.404	15	12.034	90.86
17	18	A	Brian CULLEN		Crossle 19F	1:19.585	11	13.215	89.51
18	17	CFA	Keith WHITE		Ralt RT1	1:21.334	10	14.964	87.59
19	31	CFA	Stephen PEGRAM		Ralt RT1	1:22.299	12	15.929	86.56
20	29	CFA	Jonathan PRICE		March 783	1:27.314	4	20.944	81.59
21	10	CFA	Mark HULME		Toj-Modus M1	1:35.281	13	28.911	74.77
22	20	CFA	Gaius GHINN		Ralt RT3	7:53.133	2	6:46.763	15.05
23	14	E	Stefano ROSINA		Leda LT25	10:52.827	2	9:46.457	10.91

Weather/Track: Sun/Dry

These results are provisional until the conclusion of any judicial and technical matters.

Donington Park  
Circuit Length = 1.9790 miles.  
Start: 09:57 End: 10:17

Clerk of the Course:		Timekeeper:
----------------------	--	-------------

# HSCC Derek Bell Trophy and Classic Formula 3

## RACE 3 - QUALIFYING LAP ANALYSIS - Donington Park - 30 May 2015

<b>1</b>	<b>David SHAW</b>	March 803B
1 -	8:59.124	6 - 2:19.015
2 -	1:16.070	7 - 1:45.051
3 -	1:14.507	8 - 1:13.319
4 -	1:20.693	9 - 1:12.930
5 -	2:01.769	10 - 1:12.198
11 -	1:12.218	12 - 1:12.041
		13 - <b>1:11.840</b>
		14 - 1:21.449P
<b>3</b>	<b>Mike WRIGLEY</b>	Ralt RT1
1 -	7:38.066	6 - 1:48.656
2 -	2:02.853P	7 - 1:22.619
3 -	3:36.980	8 - 1:15.346
4 -	1:44.446	9 - 1:13.959
5 -	2:16.490	10 - 1:14.417
11 -	1:16.172	12 - 1:12.920
		13 - <b>1:12.489</b>
<b>6</b>	<b>Leif BOSSON</b>	Ralt RT1
1 -	7:44.577	6 - 1:43.163
2 -	1:26.383	7 - 2:18.673
3 -	1:20.790	8 - 1:48.067
4 -	1:20.161	9 - 1:21.051
5 -	1:31.454	10 - 1:19.232
11 -	1:20.935	12 - 1:20.980
		13 - <b>1:18.404</b>
		14 - 1:21.768
		15 - 1:19.641
<b>10</b>	<b>Mark HULME</b>	Toj-Modus M1
1 -	7:44.305	6 - 2:17.250
2 -	1:46.829	7 - 1:48.871
3 -	1:39.879	8 - 1:38.966
4 -	1:43.321	9 - 1:39.499
5 -	2:00.355	10 - 1:37.810
11 -	1:37.556	12 - <b>1:35.281</b>
		13 - 1:35.815
<b>11</b>	<b>Jon FINCH</b>	Chevron B34
1 -	7:48.843	6 - 1:42.246
2 -	1:28.110	7 - 2:17.058
3 -	1:18.610	8 - 1:48.836
4 -	1:16.576	9 - 1:18.425
5 -	1:29.574	10 - 1:13.601
11 -	1:13.086	12 - 1:13.326
		13 - 1:13.334
		14 - <b>1:12.891</b>
		15 - 1:12.965
<b>14</b>	<b>Stefano ROSINA</b>	Leda LT25
1 -	<b>X:00.000</b>	
2 -	7:18.498P	

Weather/Track: Sun/Dry

www.mstworld.com

Page 1 of 4

Donington Park  
Circuit Length = 1.9790 miles.  
Start: 09:57 End: 10:17

Printed - 10:21 Saturday, 30 May 2015

**HSCC Derek Bell Trophy and Classic Formula 3**  
**RACE 3 - QUALIFYING LAP ANALYSIS - Donington Park - 30 May 2015**  
 (contd.)

<b>17</b>	<b>Keith WHITE</b>	Ralt RT1
1 - 7:45.932	6 - 1:33.677	
2 - 1:33.492	7 - 2:16.176	
3 - 1:23.661	8 - 1:48.722	
4 - <b>1:21.334</b>	9 - 1:50.959P	
5 - 1:32.911	10 - 5:31.405P	
<b>18</b>	<b>Brian CULLEN</b>	Crossle 19F
1 - X:00.000	6 - 1:19.933	11 - <b>1:19.585</b>
2 - 1:45.561	7 - 1:20.334	
3 - 2:16.121	8 - 1:21.286	
4 - 1:49.120	9 - 1:19.843	
5 - 1:24.790	10 - 1:20.883	
<b>20</b>	<b>Gaius GHINN</b>	Ralt RT3
1 - <b>7:53.133</b>		
2 - 1:50.869P		
<b>29</b>	<b>Jonathan PRICE</b>	March 783
1 - 8:01.721		
2 - 1:40.558		
3 - <b>1:27.314</b>		
4 - 1:38.785P		
<b>30</b>	<b>Paul CAMPFIELD</b>	Chevron B24
1 - 9:58.329	6 - 1:42.886	11 - 1:11.587
2 - 1:21.551	7 - 1:14.198	12 - 1:11.947
3 - 1:18.106	8 - 1:11.713	13 - 1:13.317
4 - 2:10.132	9 - 1:11.452	14 - 1:15.961
5 - 2:19.056	10 - <b>1:10.888</b>	
<b>31</b>	<b>Stephen PEGRAM</b>	Ralt RT1
1 - 7:48.375	6 - 2:27.753P	11 - 1:23.592
2 - 1:33.545	7 - 3:39.596	12 - 1:22.596
3 - 1:29.371	8 - 1:22.947	
4 - 1:24.511	9 - 1:24.135	
5 - 2:26.517	10 - <b>1:22.299</b>	

Weather/Track: Sun/Dry

www.mstworld.com

Page 2 of 4

Donington Park  
 Circuit Length = 1.9790 miles.  
 Start: 09:57 End: 10:17

Printed - 10:21 Saturday, 30 May 2015

**HSCC Derek Bell Trophy and Classic Formula 3**  
**RACE 3 - QUALIFYING LAP ANALYSIS - Donington Park - 30 May 2015**  
 (contd.)

<b>34</b>	<b>Greg THORNTON</b>	Surtees TS11
1 - X:00.000	6 - 1:43.855	
2 - 1:20.704	7 - <b>1:14.616</b>	
3 - 1:16.374	8 - 1:34.810P	
4 - 2:10.866		
5 - 2:20.443		
<b>54</b>	<b>Richard EVANS</b>	March 79B
1 - 7:53.554	6 - 1:57.049	11 - 1:07.208
2 - 1:21.898	7 - 2:16.367	12 - 1:07.918
3 - 1:13.197	8 - 1:46.941	13 - <b>1:06.370</b>
4 - 1:10.051	9 - 1:10.586	14 - 1:21.450P
5 - 1:23.487	10 - 1:08.022	
<b>38</b>	<b>Hugh PRICE</b>	Chevron B38
1 - 7:42.009	6 - 1:47.879	11 - 1:16.577
2 - 1:24.103	7 - 2:16.952	12 - 1:21.662
3 - 1:19.083	8 - 1:47.827	13 - 1:16.717
4 - 1:17.888	9 - 1:17.167	14 - 1:16.026
5 - 1:29.154	10 - 1:18.174	15 - <b>1:15.688</b>
<b>55</b>	<b>Maxim BARTELL</b>	Chevron B34
1 - 7:42.336	6 - 1:59.581	11 - 1:14.566
2 - 1:19.149	7 - 2:17.237	12 - <b>1:13.172</b>
3 - 1:16.066	8 - 1:47.030	13 - 1:13.934
4 - 1:14.162	9 - 1:15.127	14 - 1:14.002
5 - 1:25.312	10 - 1:16.008	15 - 1:13.343
<b>69</b>	<b>Martyn DONN</b>	Lola T760
1 - 8:02.083	6 - 1:37.516	11 - 1:34.474P
2 - 1:39.390	7 - 1:16.339	
3 - 1:22.014	8 - 1:20.119	
4 - 1:23.196P	9 - <b>1:15.773</b>	
5 - 5:18.314	10 - 1:19.396	
<b>70</b>	<b>Richard SMEETON</b>	Modus M1
1 - 8:04.336	6 - 2:53.568	11 - 1:18.260
2 - 1:36.094	7 - 1:38.478	12 - 1:18.770
3 - 1:25.346	8 - 1:20.543	13 - 1:20.012
4 - 1:18.332	9 - 1:16.791	14 - 1:19.719
5 - 2:28.211P	10 - <b>1:15.705</b>	

Weather/Track: Sun/Dry

www.mstworld.com

Page 3 of 4

Donington Park  
 Circuit Length = 1.9790 miles.  
 Start: 09:57 End: 10:17


Printed - 10:21 Saturday, 30 May 2015

**HSCC Derek Bell Trophy and Classic Formula 3**  
**RACE 3 - QUALIFYING LAP ANALYSIS - Donington Park - 30 May 2015**  
 (contd.)

<b>82</b>	<b>Paul SMITH</b>	Martini MK31
1 - 7:56.387	6 - 2:09.732	11 - 1:16.594
2 - 1:43.717	7 - 1:47.677	12 - <b>1:14.722</b>
3 - 1:27.970	8 - 1:20.341	13 - 1:15.387
4 - 1:31.239P	9 - 1:16.897	14 - 1:14.860
5 - 2:40.785	10 - 1:18.301	
<b>90</b>	<b>Daryl TAYLOR</b>	March 78B
1 - 7:53.934	6 - 2:17.174	11 - 1:11.813
2 - 1:30.589	7 - 1:47.650	12 - 1:11.925
3 - 1:29.214P	8 - 1:15.309	13 - 1:11.897
4 - 2:27.051	9 - 1:14.957	14 - <b>1:11.066</b>
5 - 1:42.114	10 - 1:12.356	
<b>93</b>	<b>Rudolf ERNST</b>	March 752
1 - 7:51.387	6 - 2:22.570	11 - 1:18.631
2 - 1:36.096	7 - 1:44.972	12 - 1:19.032
3 - 1:26.743	8 - 1:21.567	13 - 1:17.605
4 - 1:23.119	9 - 1:19.236	14 - <b>1:17.359</b>
5 - 2:26.122	10 - 1:20.032	
<b>130</b>	<b>Paul DIBDEN</b>	Argo JM6
1 - 7:46.480	6 - 1:42.478	11 - 1:18.015
2 - 1:28.182	7 - 2:18.482	12 - 1:17.075
3 - 1:20.577	8 - 1:48.965	13 - 1:14.961
4 - 1:19.549	9 - 1:19.997	14 - 1:16.037
5 - 1:30.232	10 - 1:17.410	15 - <b>1:14.444</b>
<b>188</b>	<b>Ian ASHLEY</b>	Lola T300
1 - 8:06.381	6 - 5:43.976	
2 - 1:47.657	7 - 1:12.051	
3 - 1:38.967	8 - <b>1:11.911</b>	
4 - 1:18.454	9 - 1:25.665	
5 - 2:08.341P	10 - 1:24.641P	

# HSCC Derek Bell Trophy and Classic Formula 3

## RACE 3 - GRID - Donington Park - 30 May 2015

ROW 12	14	ROSINA	
ROW 11	10	HULME	20 GHINN
ROW 10	31	PEGRAM	29 PRICE
ROW 9	18	CULLEN	17 WHITE
ROW 8	93	ERNST	6 BOSSON
ROW 7	70	SMEETON	69 DONN
ROW 6	82	SMITH	38 PRICE
ROW 5	130	DIBDEN	34 THORNTON
ROW 4	11	FINCH	55 BARTELL
ROW 3	188	ASHLEY	3 WRIGLEY
ROW 2	90	TAYLOR	1 SHAW
ROW 1	35	EVANS	30 CAMPFIELD
POLE			
			

Weather/Track: Sun/Dry

These results are provisional until the conclusion of any judicial and technical matters.

Donington Park  
Circuit Length = 1.9790 miles.  
Start: 09:57 End: 10:17

Clerk of the Course:

Timekeeper:

# HSCC Derek Bell Trophy and Classic Formula 3

## RACE 3 - CLASSIFICATION - Donington Park - 30 May 2015

POS	NO	CL	DRIVER	NAT	CAR	TIME	LAPS	GAP	MPH	BEST
1	54	B	Richard EVANS		March 79B	20:40.272	15		86.07	1:05.623
2	188	E	Ian ASHLEY		Lola T300	20:52.374	15	12.102	85.24	1:07.762
3	34	F	Greg THORNTON		Surtees TS11	20:52.546	15	12.274	85.23	1:07.046
4	30	F	Paul CAMPFIELD		Chevron B24	21:01.097	15	20.825	84.65	1:09.277
5	90	B	Daryl TAYLOR		March 78B	21:05.025	15	24.753	84.38	1:09.848
6	1	CFA	David SHAW		March 803B	21:15.712	15	35.440	83.68	1:12.101
7	3	B	Mike WRIGLEY		Ralt RT1	21:16.911	15	36.639	83.60	1:11.212
8	55	CFA	Maxim BARTELL		Chevron B34	21:19.002	15	38.730	83.46	1:12.702
9	130	CFA	Paul DIBDEN		Argo JM6	21:25.465	15	45.193	83.04	1:13.526
10	82	CFA	Paul SMITH		Martini MK31	21:26.890	15	46.618	82.95	1:13.386
11	38	CFA	Hugh PRICE		Chevron B38	21:32.237	15	51.965	82.61	1:14.062
12	70	CFA	Richard SMEETON		Modus M1	21:38.324	15	58.052	82.22	1:15.005
13	93	C	Rudolf ERNST		March 752	21:42.087	15	1:01.815	81.98	1:15.492
14	29	CFA	Jonathan PRICE		March 783	21:59.026	15	1:18.754	80.93	1:17.968
15	6	CFA	Leif BOSSON		Ralt RT1	22:00.590	15	1:20.318	80.83	1:17.806
16	18	A	Brian CULLEN		Crossle 19F	22:13.197	15	1:32.925	80.07	1:17.825
17	31	CFA	Stephen PEGRAM		Ralt RT1	20:42.584	13	2 LAPS	74.44	1:18.662
18	10	CFA	Mark HULME		Toj-Modus M1	21:15.766	13	2 LAPS	72.51	1:28.054

### NOT CLASSIFIED

14	E	Stefano ROSINA		Leda LT25	17:54.961	12	D.N.F.	79.42	1:13.395
11	B	Jon FINCH		Chevron B34	4:55.510	4	D.N.F.	96.05	1:12.371
69	B	Martyn DONN		Lola T760	4:55.910	4	D.N.F.	95.92	1:11.934

### FASTEST LAP

54	B	Richard EVANS		March 79B	1:05.623	15	108.56mph	174.71kph
34	F	Greg THORNTON		Surtees TS11	1:07.046	14	106.26mph	171.01kph
188	E	Ian ASHLEY		Lola T300	1:07.762	14	105.13mph	169.20kph
1	CFA	David SHAW		March 803B	1:12.101	13	98.81mph	159.02kph
93	C	Rudolf ERNST		March 752	1:15.492	12	94.37mph	151.87kph
18	A	Brian CULLEN		Crossle 19F	1:17.825	4	91.54mph	147.32kph

CARS 17 & 20 - Non Starters

Weather/Track: Bright/Dry

These results are provisional until the conclusion of any judicial and technical matters.

Donington Park

Circuit Length = 1.9790 miles.

Start: 14:31 End: 14:52

Clerk of the Course:

Timekeeper:

# HSCC Derek Bell Trophy and Classic Formula 3

## RACE 3 - LAP ANALYSIS - Donington Park - 30 May 2015

<b>1</b>	<b>David SHAW</b>	March 803B
1 -	1:16.468	6 - 1:27.770
2 -	1:13.653	7 - 1:27.617
3 -	1:13.572	8 - 2:01.004
4 -	1:12.784	9 - 2:25.313
5 -	1:13.261	10 - 1:42.011
		11 - 1:12.714
		12 - 1:12.313
		13 - <b>1:12.101</b>
		14 - 1:12.444
		15 - 1:12.687
<b>3</b>	<b>Mike WRIGLEY</b>	Ralt RT1
1 -	1:26.232	6 - 1:30.452
2 -	1:15.842	7 - 1:43.883
3 -	1:14.159	8 - 1:32.875
4 -	1:12.480	9 - 2:24.687
5 -	1:14.686	10 - 1:41.677
		11 - 1:13.484
		12 - 1:11.718
		13 - <b>1:11.212</b>
		14 - 1:12.088
		15 - 1:11.436
<b>6</b>	<b>Leif BOSSON</b>	Ralt RT1
1 -	1:23.294	6 - 2:10.404
2 -	1:19.801	7 - 1:44.975
3 -	1:18.093	8 - 1:33.204
4 -	<b>1:17.806</b>	9 - 1:36.890
5 -	1:19.377	10 - 1:39.726
		11 - 1:19.958
		12 - 1:18.781
		13 - 1:19.023
		14 - 1:18.484
		15 - 1:20.774
<b>10</b>	<b>Mark HULME</b>	Toj-Modus M1
1 -	1:36.901	6 - 1:43.184
2 -	1:29.384	7 - 1:34.010
3 -	1:29.838	8 - 2:24.345
4 -	1:31.793	9 - 1:43.339
5 -	1:43.542	10 - 1:32.464
		11 - 1:29.377
		12 - 1:29.535
		13 - <b>1:28.054</b>
<b>11</b>	<b>Jon FINCH</b>	Chevron B34
1 -	1:16.653	
2 -	<b>1:12.371</b>	
3 -	1:12.873	
4 -	1:13.613	
<b>14</b>	<b>Stefano ROSINA</b>	Leda LT25
1 -	1:24.601	6 - 1:29.883
2 -	1:15.289	7 - 1:44.176
3 -	<b>1:13.395</b>	8 - 1:32.782
4 -	1:14.859	9 - 2:24.589
5 -	1:16.307	10 - 1:41.765
		11 - 1:14.247
		12 - 1:23.068P



**HSCC Derek Bell Trophy and Classic Formula 3**  
**RACE 3 - LAP ANALYSIS - Donington Park - 30 May 2015**  
 (contd.)

<b>18</b>	<b>Brian CULLEN</b>	Crossle 19F
1 - 1:24.517	6 - 2:10.366	11 - 1:19.493
2 - 1:19.404	7 - 1:45.868	12 - 1:18.319
3 - 1:18.155	8 - 1:32.006	13 - 1:17.993
4 - <b>1:17.825</b>	9 - 1:37.011	14 - 1:18.527
5 - 1:19.356	10 - 1:40.167	15 - 1:34.190
<b>29</b>	<b>Jonathan PRICE</b>	March 783
1 - 1:27.520	6 - 2:03.718	11 - 1:19.956
2 - 1:19.152	7 - 1:46.171	12 - <b>1:17.968</b>
3 - 1:18.771	8 - 1:31.771	13 - 1:18.710
4 - 1:21.916	9 - 1:36.481	14 - 1:18.077
5 - 1:19.936	10 - 1:39.568	15 - 1:19.311
<b>30</b>	<b>Paul CAMPFIELD</b>	Chevron B24
1 - 1:13.722	6 - 1:10.273	11 - <b>1:09.277</b>
2 - 1:09.989	7 - 1:51.894	12 - 1:10.213
3 - 1:09.749	8 - 2:06.686	13 - 1:10.684
4 - 1:09.915	9 - 2:26.926	14 - 1:10.291
5 - 1:09.558	10 - 1:41.840	15 - 1:10.080
<b>31</b>	<b>Stephen PEGRAM</b>	Ralt RT1
1 - 1:26.123	6 - 1:45.845	11 - 1:20.580
2 - 1:18.744	7 - 1:32.573	12 - 1:20.722
3 - 1:18.949	8 - 1:35.141	13 - <b>1:18.662</b>
4 - 1:30.123P	9 - 1:42.085	
5 - 3:13.032	10 - 1:20.005	
<b>34</b>	<b>Greg THORNTON</b>	Surtees TS11
1 - 1:15.531	6 - 1:11.517	11 - 1:08.929
2 - 1:11.262	7 - 1:51.237	12 - 1:10.043
3 - 1:09.550	8 - 2:08.133	13 - 1:07.482
4 - 1:08.208	9 - 2:25.989	14 - <b>1:07.046</b>
5 - 1:08.626	10 - 1:41.002	15 - 1:07.991
<b>38</b>	<b>Hugh PRICE</b>	Chevron B38
1 - 1:20.695	6 - 1:30.710	11 - 1:15.217
2 - 1:15.949	7 - 1:44.248	12 - 1:14.463
3 - 1:15.681	8 - 1:32.291	13 - 1:14.285
4 - 1:15.409	9 - 2:24.029	14 - <b>1:14.062</b>
5 - 1:18.322	10 - 1:41.970	15 - 1:14.906

**HSCC Derek Bell Trophy and Classic Formula 3**  
**RACE 3 - LAP ANALYSIS - Donington Park - 30 May 2015**  
 (contd.)

<b>54</b>	<b>Richard EVANS</b>	March 79B
1 -	1:10.107	6 - 1:19.022
2 -	1:07.530	7 - 1:56.972
3 -	1:06.707	8 - 2:07.294
4 -	1:06.791	9 - 2:26.994
5 -	1:06.089	10 - 1:41.850
		11 - 1:07.201
		12 - 1:06.030
		13 - 1:05.981
		14 - 1:06.081
		15 - <b>1:05.623</b>
<b>55</b>	<b>Maxim BARTELL</b>	Chevron B34
1 -	1:17.582	6 - 1:26.070
2 -	1:13.738	7 - 1:27.482
3 -	1:13.540	8 - 2:02.197
4 -	1:13.102	9 - 2:24.718
5 -	1:14.054	10 - 1:41.115
		11 - 1:13.260
		12 - <b>1:12.702</b>
		13 - 1:12.839
		14 - 1:13.688
		15 - 1:12.915
<b>69</b>	<b>Martyn DONN</b>	Lola T760
1 -	1:18.294	
2 -	1:12.836	
3 -	<b>1:11.934</b>	
4 -	1:12.846	
<b>70</b>	<b>Richard SMEETON</b>	Modus M1
1 -	1:19.828	6 - 1:30.270
2 -	1:15.766	7 - 1:43.840
3 -	1:16.212	8 - 1:32.974
4 -	1:15.516	9 - 2:24.185
5 -	1:17.932	10 - 1:42.594
		11 - 1:16.790
		12 - 1:16.106
		13 - <b>1:15.005</b>
		14 - 1:15.360
		15 - 1:15.946
<b>82</b>	<b>Paul SMITH</b>	Martini MK31
1 -	1:19.377	6 - 1:32.225
2 -	1:15.327	7 - 1:43.731
3 -	1:15.781	8 - 1:32.748
4 -	1:15.108	9 - 2:24.402
5 -	1:15.936	10 - 1:42.212
		11 - 1:14.816
		12 - 1:14.982
		13 - 1:13.421
		14 - <b>1:13.386</b>
		15 - 1:13.438
<b>90</b>	<b>Daryl TAYLOR</b>	March 78B
1 -	1:15.067	6 - 1:12.443
2 -	1:12.648	7 - 1:44.448
3 -	1:10.541	8 - 2:08.300
4 -	1:10.597	9 - 2:25.241
5 -	1:11.162	10 - 1:42.093
		11 - 1:10.937
		12 - <b>1:09.848</b>
		13 - 1:10.043
		14 - 1:09.915
		15 - 1:11.742

**HSCC Derek Bell Trophy and Classic Formula 3**  
**RACE 3 - LAP ANALYSIS - Donington Park - 30 May 2015**  
 (contd.)

<b>93</b>	<b>Rudolf ERNST</b>	March 752
1 - 1:22.499	6 - 2:13.147	11 - 1:19.131
2 - 1:17.229	7 - 1:42.141	12 - <b>1:15.492</b>
3 - 1:18.139	8 - 1:26.513	13 - 1:15.838
4 - 1:16.670	9 - 1:43.681	14 - 1:15.678
5 - 1:18.700	10 - 1:41.631	15 - 1:15.598
<b>130</b>	<b>Paul DIBDEN</b>	Argo JM6
1 - 1:19.079	6 - 1:35.007	11 - 1:14.869
2 - 1:14.475	7 - 1:42.994	12 - 1:13.697
3 - 1:14.475	8 - 1:34.401	13 - 1:13.643
4 - 1:13.879	9 - 2:24.099	14 - <b>1:13.526</b>
5 - 1:15.151	10 - 1:42.620	15 - 1:13.550
<b>188</b>	<b>Ian ASHLEY</b>	Lola T300
1 - 1:12.063	6 - 1:11.165	11 - 1:08.797
2 - 1:09.304	7 - 1:52.736	12 - 1:09.163
3 - 1:10.351	8 - 2:07.097	13 - 1:08.236
4 - 1:09.140	9 - 2:26.719	14 - <b>1:07.762</b>
5 - 1:09.302	10 - 1:41.933	15 - 1:08.606

## HSCC Derek Bell Trophy and Classic Formula 3

### RACE 3 - LAP CHART - Donington Park - 30 May 2015

Lap 1			Lap 2			Lap 3			Lap 4			Lap 5		
No	Behind	Laptime	No	Behind	Laptime	No	Behind	Laptime	No	Behind	Laptime	No	Behind	Laptime
54		1:10.107	54		1:07.530	54		1:06.707	54		1:06.791	54		1:06.089
188	1.956	1:12.063	188	3.730	1:09.304	188	7.374	1:10.351	10	1 LAP	1:29.838	188	12.936	1:09.302
30	3.615	1:13.722	30	6.074	1:09.989	30	9.116	1:09.749	188	9.723	1:09.140	30	15.709	1:09.558
90	4.960	1:15.067	34	9.156	1:11.262	34	11.999	1:09.550	30	12.240	1:09.915	34	15.953	1:08.626
34	5.424	1:15.531	90	10.078	1:12.648	90	13.912	1:10.541	34	13.416	1:08.208	90	22.791	1:11.162
1	6.361	1:16.468	11	11.387	1:12.371	11	17.553	1:12.873	90	17.718	1:10.597	10	1 LAP	1:31.793
11	6.546	1:16.653	1	12.484	1:13.653	69	18.720	1:11.934	11	24.375	1:13.613	1	32.514	1:13.261
55	7.475	1:17.582	69	13.493	1:12.836	1	19.349	1:13.572	69	24.775	1:12.846	55	34.792	1:14.054
69	8.187	1:18.294	55	13.683	1:13.738	55	20.516	1:13.540	1	25.342	1:12.784	130	39.835	1:15.151
130	8.972	1:19.079	130	15.917	1:14.475	130	23.685	1:14.475	55	26.827	1:13.102	82	44.305	1:15.936
82	9.270	1:19.377	82	17.067	1:15.327	82	26.141	1:15.781	130	30.773	1:13.879	3	46.175	1:14.686
70	9.721	1:19.828	70	17.957	1:15.766	70	27.462	1:16.212	82	34.458	1:15.108	14	47.227	1:16.307
38	10.588	1:20.695	38	19.007	1:15.949	38	27.981	1:15.681	70	36.187	1:15.516	70	48.030	1:17.932
93	12.392	1:22.499	93	22.091	1:17.229	14	28.941	1:13.395	38	36.599	1:15.409	38	48.832	1:18.322
6	13.187	1:23.294	14	22.253	1:15.289	3	31.889	1:14.159	14	37.009	1:14.859	93	56.013	1:18.700
18	14.410	1:24.517	3	24.437	1:15.842	93	33.523	1:18.139	3	37.578	1:12.480	6	1:01.147	1:19.377
14	14.494	1:24.601	6	25.458	1:19.801	6	36.844	1:18.093	93	43.402	1:16.670	18	1:02.033	1:19.356
31	16.016	1:26.123	18	26.284	1:19.404	18	37.732	1:18.155	6	47.859	1:17.806	29	1:10.071	1:19.936
3	16.125	1:26.232	31	27.230	1:18.744	31	39.472	1:18.949	18	48.766	1:17.825			
29	17.413	1:27.520	29	29.035	1:19.152	29	41.099	1:18.771	29	56.224	1:21.916			
10	26.794	1:36.901	10	48.648	1:29.384				31	1:02.804	1:30.123P			

CARS 17 & 20 - Non Starters  
Weather/Track: Bright/Dry

www.mstworld.com

Page 1 of 3

Donington Park  
Circuit Length = 1.9790 miles.  
Start: 14:31 End: 14:52

Printed - 14:55 Saturday, 30 May 2015

**HSCC Derek Bell Trophy and Classic Formula 3**  
**RACE 3 - LAP CHART - Donington Park - 30 May 2015**  
 (contd.)

Lap 6			Lap 7			Lap 8			Lap 9			Lap 10		
No	Behind	Laptime	No	Behind	Laptime	No	Behind	Laptime	No	Behind	Laptime	No	Behind	Laptime
54		1:19.022	54		1:56.972	54		2:07.294	54		2:26.994	54		1:41.850
188	5.079	1:11.165	188	0.843	1:52.736	188	0.646	2:07.097	188	0.371	2:26.719	188	0.454	1:41.933
30	6.960	1:10.273	30	1.882	1:51.894	30	1.274	2:06.686	30	1.206	2:26.926	30	1.196	1:41.840
34	8.448	1:11.517	34	2.713	1:51.237	34	3.552	2:08.133	34	2.547	2:25.989	34	1.699	1:41.002
90	16.212	1:12.443	90	3.688	1:44.448	90	4.694	2:08.300	90	2.941	2:25.241	90	3.184	1:42.093
1	41.262	1:27.770	1	11.907	1:27.617	1	5.617	2:01.004	1	3.936	2:25.313	1	4.097	1:42.011
55	41.840	1:26.070	55	12.350	1:27.482	55	7.253	2:02.197	55	4.977	2:24.718	55	4.242	1:41.115
10	1 LAP	1:43.542	10	1 LAP	1:43.184	10	1 LAP	1:34.010	10	1 LAP	2:24.345	130	6.824	1:42.620
130	55.820	1:35.007	130	41.842	1:42.994	130	8.949	1:34.401	130	6.054	2:24.099	10	1 LAP	1:43.339
82	57.508	1:32.225	82	44.267	1:43.731	82	9.721	1:32.748	82	7.129	2:24.402	82	7.491	1:42.212
3	57.605	1:30.452	3	44.516	1:43.883	3	10.097	1:32.875	3	7.790	2:24.687	3	7.617	1:41.677
14	58.088	1:29.883	14	45.292	1:44.176	14	10.780	1:32.782	14	8.375	2:24.589	14	8.290	1:41.765
70	59.278	1:30.270	70	46.146	1:43.840	70	11.826	1:32.974	70	9.017	2:24.185	70	9.761	1:42.594
38	1:00.520	1:30.710	38	47.796	1:44.248	38	12.793	1:32.291	38	9.828	2:24.029	38	9.948	1:41.970
93	1:50.138	2:13.147	93	1:35.307	1:42.141	93	54.526	1:26.513	93	11.213	1:43.681	93	10.994	1:41.631
31	1 LAP	3:13.032	31	1 LAP	1:45.845	31	1 LAP	1:32.573	31	1 LAP	1:35.141	31	1 LAP	1:42.085
6	1:52.529	2:10.404	6	1:40.532	1:44.975	6	1:06.442	1:33.204	6	16.338	1:36.890	6	14.214	1:39.726
18	1:53.377	2:10.366	18	1:42.273	1:45.868	18	1:06.985	1:32.006	18	17.002	1:37.011	18	15.319	1:40.167
29	1:54.767	2:03.718	29	1:43.966	1:46.171	29	1:08.443	1:31.771	29	17.930	1:36.481	29	15.648	1:39.568

CARS 17 & 20 - Non Starters  
 Weather/Track: Bright/Dry

Donington Park  
 Circuit Length = 1.9790 miles.  
 Start: 14:31 End: 14:52

**HSCC Derek Bell Trophy and Classic Formula 3**  
**RACE 3 - LAP CHART - Donington Park - 30 May 2015**  
 (contd.)

Lap 11			Lap 12			Lap 13			Lap 14			Lap 15		
No	Behind	Laptime	No	Behind	Laptime	No	Behind	Laptime	No	Behind	Laptime	No	Behind	Laptime
54		1:07.201	54		1:06.030	54		1:05.981	54		1:06.081	54		1:05.623
188	2.050	1:08.797	188	5.183	1:09.163	188	7.438	1:08.236	188	9.119	1:07.762	31	2 LAPS	1:18.662
30	3.272	1:09.277	34	7.440	1:10.043	34	8.941	1:07.482	34	9.906	1:07.046	188	12.102	1:08.606
34	3.427	1:08.929	30	7.455	1:10.213	30	12.158	1:10.684	10	2 LAPS	1:29.535	34	12.274	1:07.991
90	6.920	1:10.937	90	10.738	1:09.848	90	14.800	1:10.043	30	16.368	1:10.291	30	20.825	1:10.080
1	9.610	1:12.714	1	15.893	1:12.313	1	22.013	1:12.101	90	18.634	1:09.915	90	24.753	1:11.742
55	10.301	1:13.260	55	16.973	1:12.702	55	23.831	1:12.839	1	28.376	1:12.444	1	35.440	1:12.687
3	13.900	1:13.484	3	19.588	1:11.718	3	24.819	1:11.212	3	30.826	1:12.088	10	2 LAPS	1:28.054
130	14.492	1:14.869	130	22.159	1:13.697	130	29.821	1:13.643	55	31.438	1:13.688	3	36.639	1:11.436
82	15.106	1:14.816	82	24.058	1:14.982	82	31.498	1:13.421	130	37.266	1:13.526	55	38.730	1:12.915
14	15.336	1:14.247	38	26.397	1:14.463	38	34.701	1:14.285	82	38.803	1:13.386	130	45.193	1:13.550
38	17.964	1:15.217	70	29.426	1:16.106	70	38.450	1:15.005	38	42.682	1:14.062	82	46.618	1:13.438
70	19.350	1:16.790	14	32.374	1:23.068P	93	42.243	1:15.838	70	47.729	1:15.360	38	51.965	1:14.906
93	22.924	1:19.131	93	32.386	1:15.492	18	51.912	1:17.993	93	51.840	1:15.678	70	58.052	1:15.946
31	1 LAP	1:20.005	6	39.722	1:18.781	6	52.764	1:19.023	18	1:04.358	1:18.527	93	1:01.815	1:15.598
6	26.971	1:19.958	18	39.900	1:18.319	29	53.070	1:18.710	29	1:05.066	1:18.077	29	1:18.754	1:19.311
18	27.611	1:19.493	29	40.341	1:17.968	31	1 LAP	1:20.722	6	1:05.167	1:18.484	6	1:20.318	1:20.774
29	28.403	1:19.956	31	1 LAP	1:20.580							18	1:32.925	1:34.190
10	1 LAP	1:32.464	10	1 LAP	1:29.377									

CARS 17 & 20 - Non Starters  
 Weather/Track: Bright/Dry

Donington Park  
 Circuit Length = 1.9790 miles.  
 Start: 14:31 End: 14:52

**HSCC 70s Road Sports**  
**RACE 4 - QUALIFYING - Donington Park - 30 May 2015**

POS	NO	CL	DRIVER	NAT	CAR	TIME	LAPS	GAP	MPH
1	8	I	John DAVISON		Lotus Elan S3	1:22.734	6		86.11
2	1	B	Peter SHAW		TVR Tuscan	1:24.140	12	1.406	84.67
3	24	B	Charles BARTER		Datsun 240Z	1:24.438	12	1.704	84.37
4	72	C	Jim DEAN		Lotus Europa	1:24.573	11	1.839	84.24
5	19	B	William LEVERETT		Porsche 911SC	1:26.138	11	3.404	82.70
6	35	A	Robert GATE		Jaguar E-Type	1:26.382	11	3.648	82.47
7	22	I	William JENKINS		BMW 3.0 CSL	1:27.146	11	4.412	81.75
8	65	C	Stephen COOKE		Lotus 7 S4	1:27.220	11	4.486	81.68
9	131	A	Mark BENNETT		MG B	1:27.468	11	4.734	81.45
10	20	C	Mark LEVERETT		Lotus Elan	1:28.107	11	5.373	80.86
11	26	B	Paul STAFFORD		Datsun 240Z	1:30.103	11	7.369	79.07
12	57	D	Mark OLDFIELD		Lancia Montecarlo	1:31.556	10	8.822	77.81
13	40	C	Bill BRAITHWAITE		Lotus Elan	1:32.186	10	9.452	77.28
14	50	E	Dave KARASKAS		MG Midget	1:33.417	9	10.683	76.26
15	42	C	Ross BRAITHWAITE		Lotus Europa	1:33.509	5	10.775	76.18
16	37	D	Gerald PEARCE		Porsche 914	1:34.980	10	12.246	75.00
17	68	D	Jonathan WAGSTAFF		Alfa Romeo GTV	1:35.083	10	12.349	74.92
18	78	D	Mark DUDLEY		Alfa Romeo 2000 GTV	1:35.538	10	12.804	74.57
19	29	D	Mark LAWTON		Porsche 924	1:36.777	9	14.043	73.61
20	12	C	Neil BROWN		Lotus Eclat	1:37.639	10	14.905	72.96
21	80	D	David LANE		Jensen Healey	1:38.044	10	15.310	72.66
22	27	F	Chris FISHER		MG Arkley	4:58.401	2	3:35.667	23.87

**Weather/Track: Bright/Dry**

**These results are provisional until the conclusion of any judicial and technical matters.**

Donington Park  
 Circuit Length = 1.9790 miles.  
 Start: 10:24 End: 10:39

Clerk of the Course:		Timekeeper:
----------------------	--	-------------

# HSCC 70s Road Sports

## RACE 4 - QUALIFYING LAP ANALYSIS - Donington Park - 30 May 2015

<b>1</b>	<b>Peter SHAW</b>	TVR Tuscan
1 - 4:32.970	6 - 1:24.714	11 - 1:24.224
2 - 1:35.038	7 - 1:32.467	12 - 1:54.506P
3 - 1:25.049	8 - 1:27.557	
4 - <b>1:24.140</b>	9 - 1:28.302	
5 - 1:24.534	10 - 1:24.559	
<b>8</b>	<b>John DAVISON</b>	Lotus Elan S3
1 - 4:38.581	6 - 1:29.847P	
2 - 1:36.077		
3 - 1:25.643		
4 - 1:23.975		
5 - <b>1:22.734</b>		
<b>12</b>	<b>Neil BROWN</b>	Lotus Eclat
1 - 4:38.815	6 - 1:41.304	
2 - 1:52.151	7 - 1:41.431	
3 - 1:49.751	8 - 1:40.930	
4 - 1:40.677	9 - <b>1:37.639</b>	
5 - 1:40.895	10 - 1:37.803	
<b>19</b>	<b>William LEVERETT</b>	Porsche 911SC
1 - 4:35.926	6 - <b>1:26.138</b>	11 - 1:26.740
2 - 1:34.053	7 - 1:26.495	
3 - 1:28.681	8 - 1:27.255	
4 - 1:28.798	9 - 1:28.007	
5 - 1:29.313	10 - 1:26.208	
<b>20</b>	<b>Mark LEVERETT</b>	Lotus Elan
1 - 4:46.614	6 - 1:29.979	11 - 1:28.654
2 - 1:47.851	7 - 1:29.480	
3 - 1:36.098	8 - 1:30.884	
4 - 1:31.123	9 - 1:29.142	
5 - 1:31.713	10 - <b>1:28.107</b>	
<b>22</b>	<b>William JENKINS</b>	BMW 3.0 CSL
1 - 4:47.852	6 - 1:29.427	11 - <b>1:27.146</b>
2 - 1:43.930	7 - 1:28.135	
3 - 1:33.380	8 - 1:27.267	
4 - 1:29.143	9 - 1:27.277	
5 - 1:28.152	10 - 1:27.600	

Weather/Track: Bright/Dry



# HSCC 70s Road Sports

## RACE 4 - QUALIFYING LAP ANALYSIS - Donington Park - 30 May 2015

(contd.)

<b>24</b>	<b>Charles BARTER</b>	Datsun 240Z
1 - 4:37.791	6 - 1:24.746	11 - 1:25.704
2 - 1:38.855	7 - 1:25.099	12 - 1:52.791P
3 - 1:28.646	8 - 1:25.649	
4 - 1:25.402	9 - 1:26.384	
5 - <b>1:24.438</b>	10 - 1:25.199	
<b>26</b>	<b>Paul STAFFORD</b>	Datsun 240Z
1 - 4:56.932	6 - 1:31.997	11 - 1:31.510
2 - 1:48.779	7 - 1:32.697	
3 - 1:31.262	8 - 1:30.729	
4 - 1:33.312	9 - 1:30.414	
5 - 1:33.497	10 - <b>1:30.103</b>	
<b>27</b>	<b>Chris FISHER</b>	MG Arkley
1 - <b>4:58.401</b>		
2 - 2:12.357P		
<b>29</b>	<b>Mark LAWTON</b>	Porsche 924
1 - 4:43.562	6 - 1:37.326	
2 - 1:50.065	7 - 1:38.705	
3 - 1:45.033	8 - 1:39.252	
4 - <b>1:36.777</b>	9 - 1:58.736P	
5 - 1:37.315		
<b>35</b>	<b>Robert GATE</b>	Jaguar E-Type
1 - 5:02.722	6 - 1:27.475	11 - 1:27.283
2 - 1:45.132	7 - 1:27.525	
3 - 1:30.237	8 - 1:28.584	
4 - 1:31.077	9 - <b>1:26.382</b>	
5 - 1:28.821	10 - 1:27.289	
<b>37</b>	<b>Gerald PEARCE</b>	Porsche 914
1 - 5:01.094	6 - 1:38.918	
2 - 1:56.549	7 - 1:35.378	
3 - 1:37.661	8 - 1:35.180	
4 - 1:50.899	9 - <b>1:34.980</b>	
5 - 1:35.631	10 - 1:35.905	

Weather/Track: Bright/Dry

www.mstworld.com

Page 2 of 4

Donington Park  
Circuit Length = 1.9790 miles.  
Start: 10:24 End: 10:39

Printed - 10:42 Saturday, 30 May 2015

# HSCC 70s Road Sports

## RACE 4 - QUALIFYING LAP ANALYSIS - Donington Park - 30 May 2015

(contd.)

<b>40</b>	<b>Bill BRAITHWAITE</b>	Lotus Elan
1 - 4:48.563	6 - 1:36.763	
2 - 1:46.798	7 - <b>1:32.186</b>	
3 - 1:40.014	8 - 1:32.703	
4 - 1:36.882	9 - 1:32.189	
5 - 1:37.180	10 - 1:33.392	
<b>42</b>	<b>Ross BRAITHWAITE</b>	Lotus Europa
1 - 4:45.495		
2 - 1:48.085		
3 - 1:34.099		
4 - <b>1:33.509</b>		
5 - 2:03.088P		
<b>50</b>	<b>Dave KARASKAS</b>	MG Midget
1 - 5:03.044	6 - 2:35.396	
2 - 1:46.654	7 - 1:37.285	
3 - 1:37.190	8 - <b>1:33.417</b>	
4 - 1:35.311	9 - 1:56.873P	
5 - 2:04.594P		
<b>57</b>	<b>Mark OLDFIELD</b>	Lancia Montecarlo
1 - 5:02.593	6 - 1:32.577	
2 - 1:52.270	7 - 1:32.608	
3 - 1:37.028	8 - 1:35.154	
4 - 1:32.611	9 - 1:33.871	
5 - 1:33.434	10 - <b>1:31.556</b>	
<b>65</b>	<b>Stephen COOKE</b>	Lotus 7 S4
1 - 4:35.802	6 - 1:27.345	11 - <b>1:27.220</b>
2 - 1:38.339	7 - 1:29.880	
3 - 1:32.436	8 - 1:27.815	
4 - 1:28.604	9 - 1:31.176	
5 - 1:28.530	10 - 1:28.834	
<b>68</b>	<b>Jonathan WAGSTAFF</b>	Alfa Romeo GTV
1 - 4:36.067	6 - 1:36.222	
2 - 1:48.311	7 - 1:36.939	
3 - 1:40.276	8 - 1:35.276	
4 - 1:36.533	9 - 1:35.790	
5 - 1:37.109	10 - <b>1:35.083</b>	

Weather/Track: Bright/Dry

www.mstworld.com

Page 3 of 4

Donington Park  
Circuit Length = 1.9790 miles.  
Start: 10:24 End: 10:39

Printed - 10:42 Saturday, 30 May 2015

## HSCC 70s Road Sports

### RACE 4 - QUALIFYING LAP ANALYSIS - Donington Park - 30 May 2015

(contd.)

<b>72</b>	<b>Jim DEAN</b>	Lotus Europa
1 - 4:41.431	6 - 1:25.364	11 - 1:25.553
2 - 1:39.227	7 - 1:26.967	
3 - 1:26.775	8 - 1:25.874	
4 - 1:28.076	9 - 1:24.719	
5 - 1:25.351	10 - <b>1:24.573</b>	
<b>78</b>	<b>Mark DUDLEY</b>	Alfa Romeo 2000 GTV
1 - 4:52.209	6 - 1:42.044	
2 - 1:58.827	7 - 1:38.624	
3 - 1:45.713	8 - 1:37.257	
4 - 1:41.621	9 - <b>1:35.538</b>	
5 - 1:41.027	10 - 1:37.971	
<b>80</b>	<b>David LANE</b>	Jensen Healey
1 - 4:39.766	6 - 1:41.578	
2 - 1:47.714	7 - <b>1:38.044</b>	
3 - 1:42.568	8 - 1:40.041	
4 - 1:40.427	9 - 1:40.031	
5 - 1:40.421	10 - 1:40.215	
<b>131</b>	<b>Mark BENNETT</b>	MG B
1 - 4:59.750	6 - 1:33.837	11 - 1:27.790
2 - 1:53.800	7 - 1:28.359	
3 - 1:36.460	8 - 1:29.055	
4 - 1:30.963	9 - <b>1:27.468</b>	
5 - 1:29.917	10 - 1:28.601	

Weather/Track: Bright/Dry

www.mstworld.com


Page 4 of 4

Donington Park  
Circuit Length = 1.9790 miles.  
Start: 10:24 End: 10:39

Printed - 10:42 Saturday, 30 May 2015

# HSCC 70s Road Sports

## RACE 4 - GRID - Donington Park - 30 May 2015

ROW 11	80	LANE	27	FISHER
ROW 10	29	LAWTON	12	BROWN
ROW 9	68	WAGSTAFF	78	DUDLEY
ROW 8	42	BRAITHWAITE	37	PEARCE
ROW 7	40	BRAITHWAITE	50	KARASKAS
ROW 6	26	STAFFORD	57	OLDFIELD
ROW 5	131	BENNETT	20	LEVERETT
ROW 4	22	JENKINS	65	COOKE
ROW 3	19	LEVERETT	35	GATE
ROW 2	24	BARTER	72	DEAN
ROW 1	8	DAVISON	1	SHAW
POLE				
				

**Weather/Track: Bright/Dry**

**These results are provisional until the conclusion of any judicial and technical matters.**

Donington Park  
 Circuit Length = 1.9790 miles.  
 Start: 10:24 End: 10:39

Clerk of the Course:

Timekeeper:

# HSCC 70s Road Sports

## RACE 4 - CLASSIFICATION - Donington Park - 30 May 2015

POS	NO	CL	DRIVER	NAT	CAR	TIME	LAPS	GAP	MPH	BEST
1	72	C	Jim DEAN		Lotus Europa	21:13.562	15		83.82	1:23.180
2	1	B	Peter SHAW		TVR Tuscan	21:14.979	15	1.417	83.73	1:23.676
3	24	B	Charles BARTER		Datsun 240Z	21:34.602	15	21.040	82.46	1:24.778
4	22	I	William JENKINS		BMW 3.0 CSL	21:44.539	15	30.977	81.83	1:25.061
5	35	A	Robert GATE		Jaguar E-Type	21:46.320	15	32.758	81.72	1:24.968
6	20	C	Mark LEVERETT		Lotus Elan	22:21.472	15	1:07.910	79.58	1:26.961
7	131	A	Mark BENNETT		MG B	22:21.667	15	1:08.105	79.56	1:27.260
8	40	C	Bill BRAITHWAITE		Lotus Elan	21:19.087	14	1 LAP	77.89	1:29.173
9	26	B	Paul STAFFORD		Datsun 240Z	21:34.053	14	1 LAP	76.99	1:29.945
10	68	D	Jonathan WAGSTAFF		Alfa Romeo GTV	21:35.930	14	1 LAP	76.87	1:30.729
11	57	D	Mark OLDFIELD		Lancia Montecarlo	21:38.781	14	1 LAP	76.71	1:30.693
12	50	E	Dave KARASKAS		MG Midget	22:08.290	14	1 LAP	75.00	1:32.520
13	78	D	Mark DUDLEY		Alfa Romeo 2000 GTV	22:12.314	14	1 LAP	74.78	1:32.760
14	37	D	Gerald PEARCE		Porsche 914	22:32.437	14	1 LAP	73.66	1:33.049
15	29	D	Mark LAWTON		Porsche 924	22:45.067	14	1 LAP	72.98	1:33.845
16	12	C	Neil BROWN		Lotus Eclat	21:22.227	13	2 LAPS	72.14	1:35.842
17	80	D	David LANE		Jensen Healey	21:53.847	13	2 LAPS	70.40	1:38.941

### NOT CLASSIFIED

19	B	William LEVERETT		Porsche 911SC	16:04.162	11	D.N.F.	81.16	1:25.387
65	C	Stephen COOKE		Lotus 7 S4	5:59.681	4	D.N.F.	78.92	1:27.576

### FASTEST LAP

72	C	Jim DEAN		Lotus Europa	1:23.180	5	85.65mph	137.84kph
1	B	Peter SHAW		TVR Tuscan	1:23.676	2	85.14mph	137.02kph
35	A	Robert GATE		Jaguar E-Type	1:24.968	15	83.84mph	134.94kph
22	I	William JENKINS		BMW 3.0 CSL	1:25.061	10	83.75mph	134.79kph
57	D	Mark OLDFIELD		Lancia Montecarlo	1:30.693	5	78.55mph	126.42kph
50	E	Dave KARASKAS		MG Midget	1:32.520	14	77.00mph	123.92kph

Cars 8 & 42 - Non Starters. Car 27 - withdrawn

Weather/Track: Bright/Dry

These results are provisional until the conclusion of any judicial and technical matters.

Donington Park

Circuit Length = 1.9790 miles.

Start: 15:05 End: 15:26

Clerk of the Course:		Timekeeper:
----------------------	--	-------------

# HSCC 70s Road Sports

## RACE 4 - LAP ANALYSIS - Donington Park - 30 May 2015

<b>1</b>	<b>Peter SHAW</b>	TVR Tuscan
1 - 1:28.400	6 - 1:24.489	11 - 1:25.167
2 - <b>1:23.676</b>	7 - 1:24.920	12 - 1:25.902
3 - 1:24.196	8 - 1:24.512	13 - 1:24.964
4 - 1:24.297	9 - 1:24.674	14 - 1:24.794
5 - 1:24.199	10 - 1:25.468	15 - 1:25.321
<b>12</b>	<b>Neil BROWN</b>	Lotus Eclat
1 - 1:50.730	6 - 1:38.070	11 - <b>1:35.842</b>
2 - 1:39.668	7 - 1:36.908	12 - 1:36.854
3 - 1:38.371	8 - 1:37.835	13 - 1:38.198
4 - 1:37.362	9 - 1:37.071	
5 - 1:38.477	10 - 1:36.841	
<b>19</b>	<b>William LEVERETT</b>	Porsche 911SC
1 - 1:33.942	6 - 1:26.116	11 - 1:26.862
2 - <b>1:25.387</b>	7 - 1:25.793	
3 - 1:29.597	8 - 1:27.551	
4 - 1:27.410	9 - 1:28.073	
5 - 1:27.420	10 - 1:26.011	
<b>20</b>	<b>Mark LEVERETT</b>	Lotus Elan
1 - 1:39.234	6 - 1:27.214	11 - 1:28.950
2 - 1:31.088	7 - <b>1:26.961</b>	12 - 1:29.156
3 - 1:28.607	8 - 1:27.197	13 - 1:28.682
4 - 1:27.883	9 - 1:31.294	14 - 1:29.929
5 - 1:27.314	10 - 1:28.283	15 - 1:29.680
<b>22</b>	<b>William JENKINS</b>	BMW 3.0 CSL
1 - 1:35.143	6 - 1:25.663	11 - 1:25.910
2 - 1:26.785	7 - 1:25.494	12 - 1:25.688
3 - 1:27.507	8 - 1:29.837	13 - 1:25.557
4 - 1:27.232	9 - 1:26.928	14 - 1:25.884
5 - 1:26.110	10 - <b>1:25.061</b>	15 - 1:25.740
<b>24</b>	<b>Charles BARTER</b>	Datsun 240Z
1 - 1:30.083	6 - 1:26.522	11 - 1:26.194
2 - 1:25.445	7 - 1:26.078	12 - 1:25.740
3 - <b>1:24.778</b>	8 - 1:26.516	13 - 1:26.716
4 - 1:25.328	9 - 1:25.586	14 - 1:27.299
5 - 1:25.423	10 - 1:26.775	15 - 1:26.119

Cars 8 & 42 - Non Starters. Car 27 - withdrawn  
Weather/Track: Bright/Dry

Donington Park  
Circuit Length = 1.9790 miles.  
Start: 15:05 End: 15:26

# HSCC 70s Road Sports

## RACE 4 - LAP ANALYSIS - Donington Park - 30 May 2015

(contd.)

<b>26</b>	<b>Paul STAFFORD</b>	Datsun 240Z
1 - 1:41.943	6 - 1:31.478	11 - 1:31.234
2 - 1:31.664	7 - 1:33.798	12 - 1:32.684
3 - 1:33.999	8 - 1:31.437	13 - 1:30.759
4 - 1:32.696	9 - 1:31.407	14 - <b>1:29.945</b>
5 - 1:30.422	10 - 1:30.587	
<b>29</b>	<b>Mark LAWTON</b>	Porsche 924
1 - 1:49.906	6 - 1:34.947	11 - 1:37.143
2 - 1:37.695	7 - 1:34.116	12 - 1:33.854
3 - 1:35.942	8 - 1:34.781	13 - 1:49.966
4 - <b>1:33.845</b>	9 - 1:34.560	14 - 1:37.713
5 - 1:34.381	10 - 1:36.218	
<b>35</b>	<b>Robert GATE</b>	Jaguar E-Type
1 - 1:31.858	6 - 1:26.959	11 - 1:26.671
2 - 1:27.200	7 - 1:25.975	12 - 1:25.569
3 - 1:29.379	8 - 1:26.296	13 - 1:25.565
4 - 1:28.053	9 - 1:28.135	14 - 1:25.051
5 - 1:27.767	10 - 1:26.874	15 - <b>1:24.968</b>
<b>37</b>	<b>Gerald PEARCE</b>	Porsche 914
1 - 1:44.792	6 - 1:33.471	11 - 1:38.247
2 - 1:34.131	7 - <b>1:33.049</b>	12 - 1:33.155
3 - 1:34.869	8 - 1:34.985	13 - 1:37.925
4 - 1:39.011	9 - 1:37.304	14 - 1:35.892
5 - 1:37.001	10 - 1:38.605	
<b>40</b>	<b>Bill BRAITHWAITE</b>	Lotus Elan
1 - 1:40.563	6 - 1:30.582	11 - 1:30.945
2 - 1:30.094	7 - 1:30.514	12 - 1:31.095
3 - <b>1:29.173</b>	8 - 1:30.479	13 - 1:30.967
4 - 1:29.830	9 - 1:30.664	14 - 1:31.925
5 - 1:31.167	10 - 1:31.089	
<b>50</b>	<b>Dave KARASKAS</b>	MG Midget
1 - 1:44.949	6 - 1:33.889	11 - 1:32.675
2 - 1:35.372	7 - 1:34.097	12 - 1:33.369
3 - 1:34.778	8 - 1:37.359	13 - 1:33.252
4 - 1:34.198	9 - 1:34.793	14 - <b>1:32.520</b>
5 - 1:34.048	10 - 1:32.991	

Cars 8 & 42 - Non Starters. Car 27 - withdrawn  
Weather/Track: Bright/Dry

# HSCC 70s Road Sports

## RACE 4 - LAP ANALYSIS - Donington Park - 30 May 2015

(contd.)

<b>57</b>	<b>Mark OLDFIELD</b>	Lancia Montecarlo
1 - 1:40.606	6 - 1:32.051	11 - 1:32.361
2 - 1:32.688	7 - 1:34.981	12 - 1:31.506
3 - 1:33.260	8 - 1:31.500	13 - 1:32.256
4 - 1:32.112	9 - 1:31.187	14 - 1:31.880
5 - <b>1:30.693</b>	10 - 1:31.700	
<b>65</b>	<b>Stephen COOKE</b>	Lotus 7 S4
1 - 1:33.583		
2 - <b>1:27.576</b>		
3 - 1:28.818		
4 - 1:29.704		
<b>68</b>	<b>Jonathan WAGSTAFF</b>	Alfa Romeo GTV
1 - 1:41.550	6 - 1:31.481	11 - 1:31.134
2 - 1:32.326	7 - 1:33.395	12 - 1:32.709
3 - 1:33.334	8 - 1:31.472	13 - 1:30.874
4 - 1:32.436	9 - 1:31.601	14 - 1:31.269
5 - <b>1:30.729</b>	10 - 1:31.620	
<b>72</b>	<b>Jim DEAN</b>	Lotus Europa
1 - 1:28.821	6 - 1:24.768	11 - 1:24.227
2 - 1:23.849	7 - 1:25.657	12 - 1:25.245
3 - 1:24.238	8 - 1:23.666	13 - 1:25.132
4 - 1:24.788	9 - 1:24.390	14 - 1:23.665
5 - <b>1:23.180</b>	10 - 1:26.222	15 - 1:25.714
<b>78</b>	<b>Mark DUDLEY</b>	Alfa Romeo 2000 GTV
1 - 1:52.162	6 - 1:33.029	11 - 1:34.170
2 - 1:36.470	7 - 1:33.664	12 - <b>1:32.760</b>
3 - 1:35.503	8 - 1:33.323	13 - 1:33.107
4 - 1:34.862	9 - 1:33.235	14 - 1:33.149
5 - 1:33.529	10 - 1:33.351	
<b>80</b>	<b>David LANE</b>	Jensen Healey
1 - 1:47.167	6 - 1:41.576	11 - 1:39.966
2 - 1:39.213	7 - 1:42.237	12 - 1:41.881
3 - 1:39.391	8 - 1:42.571	13 - 1:42.011
4 - 1:38.972	9 - 1:39.621	
5 - <b>1:38.941</b>	10 - 1:40.300	

Cars 8 & 42 - Non Starters. Car 27 - withdrawn  
Weather/Track: Bright/Dry



## HSCC 70s Road Sports

### RACE 4 - LAP ANALYSIS - Donington Park - 30 May 2015

(contd.)

<b>131</b>	<b>Mark BENNETT</b>				MG B
1 - 1:39.495	6 - 1:27.405	11 - 1:28.631			
2 - 1:30.055	7 - 1:27.575	12 - 1:29.344			
3 - <b>1:27.260</b>	8 - 1:27.934	13 - 1:28.674			
4 - 1:27.730	9 - 1:31.889	14 - 1:29.594			
5 - 1:27.452	10 - 1:28.604	15 - 1:30.025			

Cars 8 & 42 - Non Starters. Car 27 - withdrawn  
Weather/Track: Bright/Dry

Donington Park  
Circuit Length = 1.9790 miles.  
Start: 15:05 End: 15:26

# HSCC 70s Road Sports

## RACE 4 - LAP CHART - Donington Park - 30 May 2015

Lap 1			Lap 2			Lap 3			Lap 4			Lap 5		
No	Behind	Laptime	No	Behind	Laptime	No	Behind	Laptime	No	Behind	Laptime	No	Behind	Laptime
1		1:28.400	1		1:23.676	1		1:24.196	1		1:24.297	1		1:24.199
72	0.421	1:28.821	72	0.594	1:23.849	72	0.636	1:24.238	72	1.127	1:24.788	72	0.108	1:23.180
24	1.683	1:30.083	24	3.452	1:25.445	24	4.034	1:24.778	24	5.065	1:25.328	24	6.289	1:25.423
35	3.458	1:31.858	35	6.982	1:27.200	35	12.165	1:29.379	19	15.767	1:27.410	22	18.009	1:26.110
65	5.183	1:33.583	19	7.253	1:25.387	19	12.654	1:29.597	35	15.921	1:28.053	19	18.988	1:27.420
19	5.542	1:33.942	65	9.083	1:27.576	22	13.163	1:27.507	22	16.098	1:27.232	35	19.489	1:27.767
22	6.743	1:35.143	22	9.852	1:26.785	65	13.705	1:28.818	65	19.112	1:29.704	131	27.224	1:27.452
20	10.834	1:39.234	131	17.474	1:30.055	131	20.538	1:27.260	131	23.971	1:27.730	20	29.358	1:27.314
131	11.095	1:39.495	20	18.246	1:31.088	20	22.657	1:28.607	20	26.243	1:27.883	40	36.059	1:31.167
40	12.163	1:40.563	40	18.581	1:30.094	40	23.558	1:29.173	40	29.091	1:29.830	57	44.591	1:30.693
57	12.206	1:40.606	57	21.218	1:32.688	57	30.282	1:33.260	57	38.097	1:32.112	68	45.607	1:30.729
68	13.150	1:41.550	26	21.531	1:31.664	68	30.938	1:33.334	68	39.077	1:32.436	26	45.956	1:30.422
26	13.543	1:41.943	68	21.800	1:32.326	26	31.334	1:33.999	26	39.733	1:32.696	50	58.577	1:34.048
37	16.392	1:44.792	37	26.847	1:34.131	37	37.520	1:34.869	50	48.728	1:34.198	37	1:05.036	1:37.001
50	16.549	1:44.949	50	28.245	1:35.372	50	38.827	1:34.778	37	52.234	1:39.011	29	1:07.001	1:34.381
80	18.767	1:47.167	80	34.304	1:39.213	29	47.271	1:35.942	29	56.819	1:33.845	78	1:07.758	1:33.529
29	21.506	1:49.906	29	35.525	1:37.695	78	47.863	1:35.503	78	58.428	1:34.862	80	1:18.916	1:38.941
12	22.330	1:50.730	78	36.556	1:36.470	80	49.499	1:39.391	80	1:04.174	1:38.972	12	1:19.840	1:38.477
78	23.762	1:52.162	12	38.322	1:39.668	12	52.497	1:38.371	12	1:05.562	1:37.362			

Cars 8 & 42 - Non Starters. Car 27 - withdrawn  
Weather/Track: Bright/Dry

Donington Park  
Circuit Length = 1.9790 miles.  
Start: 15:05 End: 15:26

# HSCC 70s Road Sports

## RACE 4 - LAP CHART - Donington Park - 30 May 2015

(contd.)

Lap 6			Lap 7			Lap 8			Lap 9			Lap 10		
No	Behind	Laptime	No	Behind	Laptime	No	Behind	Laptime	No	Behind	Laptime	No	Behind	Laptime
1		1:24.489	1		1:24.920	1		1:24.512	72		1:24.390	1		1:25.468
72	0.387	1:24.768	72	1.124	1:25.657	72	0.278	1:23.666	1	0.006	1:24.674	72	0.748	1:26.222
24	8.322	1:26.522	12	1 LAP	1:38.070	78	1 LAP	1:33.664	50	1 LAP	1:37.359	24	13.703	1:26.775
22	19.183	1:25.663	24	9.480	1:26.078	29	1 LAP	1:34.116	37	1 LAP	1:34.985	50	1 LAP	1:34.793
19	20.615	1:26.116	80	1 LAP	1:41.576	24	11.484	1:26.516	78	1 LAP	1:33.323	78	1 LAP	1:33.235
35	21.959	1:26.959	22	19.757	1:25.494	12	1 LAP	1:36.908	29	1 LAP	1:34.781	37	1 LAP	1:37.304
131	30.140	1:27.405	19	21.488	1:25.793	19	24.527	1:27.551	24	12.402	1:25.586	29	1 LAP	1:34.560
20	32.083	1:27.214	35	23.014	1:25.975	35	24.798	1:26.296	22	27.342	1:26.928	22	26.929	1:25.061
40	42.152	1:30.582	131	32.795	1:27.575	22	25.082	1:29.837	19	27.932	1:28.073	19	28.469	1:26.011
57	52.153	1:32.051	20	34.124	1:26.961	80	1 LAP	1:42.237	35	28.265	1:28.135	35	29.665	1:26.874
68	52.599	1:31.481	40	47.746	1:30.514	131	36.217	1:27.934	12	1 LAP	1:37.835	12	1 LAP	1:37.071
26	52.945	1:31.478	68	1:01.074	1:33.395	20	36.809	1:27.197	20	43.435	1:31.294	20	46.244	1:28.283
50	1:07.977	1:33.889	26	1:01.823	1:33.798	40	53.713	1:30.479	131	43.438	1:31.889	131	46.568	1:28.604
37	1:14.018	1:33.471	57	1:02.214	1:34.981	68	1:08.034	1:31.472	80	1 LAP	1:42.571	80	1 LAP	1:39.621
78	1:16.298	1:33.029	50	1:17.154	1:34.097	26	1:08.748	1:31.437	40	59.709	1:30.664	40	1:05.324	1:31.089
29	1:17.459	1:34.947	37	1:22.147	1:33.049	57	1:09.202	1:31.500	68	1:14.967	1:31.601	26	1:20.600	1:30.587
									26	1:15.487	1:31.407	68	1:21.113	1:31.620
									57	1:15.721	1:31.187	57	1:21.947	1:31.700

Cars 8 & 42 - Non Starters. Car 27 - withdrawn  
Weather/Track: Bright/Dry

Donington Park  
Circuit Length = 1.9790 miles.  
Start: 15:05 End: 15:26

# HSCC 70s Road Sports

## RACE 4 - LAP CHART - Donington Park - 30 May 2015

(contd.)

Lap 11			Lap 12			Lap 13			Lap 14			Lap 15		
No	Behind	Laptime	No	Behind	Laptime	No	Behind	Laptime	No	Behind	Laptime	No	Behind	Laptime
72		1:24.227	72		1:25.245	72		1:25.132	72		1:23.665	72		1:25.714
1	0.192	1:25.167	1	0.849	1:25.902	1	0.681	1:24.964	1	1.810	1:24.794	1	1.417	1:25.321
24	14.922	1:26.194	26	1 LAP	1:31.234	80	2 LAPS	1:39.966	26	1 LAP	1:30.759	40	1 LAP	1:31.925
50	1 LAP	1:32.991	68	1 LAP	1:31.134	26	1 LAP	1:32.684	68	1 LAP	1:30.874	12	2 LAPS	1:38.198
78	1 LAP	1:33.351	57	1 LAP	1:32.361	68	1 LAP	1:32.709	57	1 LAP	1:32.256	26	1 LAP	1:29.945
22	27.864	1:25.910	24	15.417	1:25.740	57	1 LAP	1:31.506	24	20.635	1:27.299	24	21.040	1:26.119
19	30.356	1:26.862	22	28.307	1:25.688	24	17.001	1:26.716	80	2 LAPS	1:41.881	68	1 LAP	1:31.269
35	31.361	1:26.671	50	1 LAP	1:32.675	22	28.732	1:25.557	22	30.951	1:25.884	57	1 LAP	1:31.880
29	1 LAP	1:36.218	35	31.685	1:25.569	35	32.118	1:25.565	35	33.504	1:25.051	22	30.977	1:25.740
37	1 LAP	1:38.605	78	1 LAP	1:34.170	50	1 LAP	1:33.369	50	1 LAP	1:33.252	35	32.758	1:24.968
20	50.219	1:28.950	29	1 LAP	1:37.143	78	1 LAP	1:32.760	78	1 LAP	1:33.107	80	2 LAPS	1:42.011
131	50.224	1:28.631	37	1 LAP	1:38.247	29	1 LAP	1:33.854	131	1:03.794	1:29.594	50	1 LAP	1:32.520
12	1 LAP	1:36.841	20	54.130	1:29.156	37	1 LAP	1:33.155	20	1:03.944	1:29.929	78	1 LAP	1:33.149
40	1:11.294	1:30.945	131	54.323	1:29.344	20	57.680	1:28.682	37	1 LAP	1:37.925	20	1:07.910	1:29.680
80	1 LAP	1:40.300	12	1 LAP	1:35.842	131	57.865	1:28.674	29	1 LAP	1:49.966	131	1:08.105	1:30.025
			40	1:17.144	1:31.095	12	1 LAP	1:36.854				37	1 LAP	1:35.892
						40	1:22.979	1:30.967				29	1 LAP	1:37.713

Cars 8 & 42 - Non Starters. Car 27 - withdrawn  
Weather/Track: Bright/Dry

Donington Park  
Circuit Length = 1.9790 miles.  
Start: 15:05 End: 15:26

**HSCC Historic Formula Ford sponsored by PowerLite**  
**RACE 5 - AMENDED QUALIFYING - Donington Park - 30 May 2015**

POS	NO	CL	DRIVER	NAT	CAR	TIME	LAPS	GAP	MPH
1	10		Simon HADFIELD		Lotus 51	1:17.611	12		91.79
2	31		Robert WAINWRIGHT		Elden Mk8	1:18.621	11	1.010	90.61
3	37		William NUTHALL		Jamun T2	1:18.758	11	1.147	90.45
4	93	N	Richard MITCHELL		Merlyn Mk20	1:19.089	12	1.478	90.08
5	57		David WILD		Lola T204	1:19.324	12	1.713	89.81
6	71		Jonathan BAINES		Merlyn Mk20	1:19.402	12	1.791	89.72
7	79		Mark DRAGHICESCU		Merlyn Mk20	1:19.404	11	1.793	89.72
8	17		Brian MORRIS		Lola T202	1:19.601	12	1.990	89.50
9	77		Christopher SHARPLES		Palliser WDF1	1:19.754	12	2.143	89.33
10	60		James BUCKTON		Elden Mk8	1:19.911	12	2.300	89.15
11	70		Daniel STANZL		Elden Mk8	1:19.921	12	2.310	89.14
12	8		Andrew MANSELL		Merlyn Mk11A	1:20.477	12	2.866	88.52
13	20		Kevin STANZL		Merlyn Mk20	1:20.998	12	3.387	87.95
14	14		Matthew WRIGLEY		Merlyn Mk20A	1:21.170	10	3.559	87.77
15	54		Alex MEEK		Merlyn Mk20A	1:21.246	12	3.635	87.68
16	81		James LOVETT		Lola T200	1:21.283	12	3.672	87.64
17	36		Rob SMITH		Merlyn Mk20	1:21.630	11	4.019	87.27
18	75		Daniel PICKETT		Merlyn Mk20	1:21.962	12	4.351	86.92
19	40		Philip LEDGER		Crossle 20F	1:22.016	12	4.405	86.86
20	4		Mike WRIGLEY		Elden Mk8	1:22.055	10	4.444	86.82
21	28		Michael WALES		Merlyn Mk20A	1:22.109	12	4.498	86.76
22	55		Roger ARNOLD		Merlyn Mk20	1:22.556	12	4.945	86.29
23	18		Nick PANCISI		Titan Mk5	1:23.008	10	5.397	85.82
24	11		Roy SIERGIEJEW		Macon Mk8	1:23.133	12	5.522	85.69
25	25		Philip WALKER		Crossle 16F	1:23.528	12	5.917	85.29
26	62		Gareth CORDEY		Alexis 18b	1:24.040	11	6.429	84.77
27	76		Gary MCVEIGH		Merlyn Mk11A	1:24.575	11	6.964	84.23
28	15		Gareth PAUL		Merlyn Mk17A	1:24.661	8	7.050	84.15
29	39		Michael RICHINGS		Alexis 15	1:25.821	7	8.210	83.01
30	66		Andrew WIGGINS		Titan Mk6	1:26.066	11	8.455	82.77
31	22		Chris WILLIAMS		Caldwell D9	1:26.466	11	8.855	82.39
32	74		Keith HAZEL		Lotus 51	1:36.116	10	18.505	74.12

Weather/Track: Bright/Dry

Donington Park  
Circuit Length = 1.9790 miles.  
Start: 10:48 End: 11:03

Clerk of the Course:		Timekeeper:
----------------------	--	-------------

**HSCC Historic Formula Ford sponsored by PowerLite**  
**RACE 5 - QUALIFYING AMENDED LAP ANALYSIS - Donington Park - 30 May 2015**

<b>4</b>	<b>Mike WRIGLEY</b>	Elden Mk8	
1 -	4:07.997	6 - <b>1:22.055</b>	
2 -	1:31.505	7 - 1:22.706	
3 -	1:27.084	8 - 1:23.676	
4 -	1:23.107	9 - 1:26.890P	
5 -	1:22.301	10 - 2:38.016	
<b>8</b>	<b>Andrew MANSELL</b>	Merlyn Mk11A	
1 -	3:39.011	6 - 1:21.570	11 - 1:23.997
2 -	1:30.258	7 - 1:22.662	12 - 1:22.442
3 -	1:25.393	8 - 1:21.652	
4 -	1:23.285	9 - <b>1:20.477</b>	
5 -	1:21.984	10 - 1:20.506	
<b>10</b>	<b>Simon HADFIELD</b>	Lotus 51	
1 -	4:06.461	6 - 1:20.715	11 - 1:19.372
2 -	1:22.944	7 - 1:18.703	12 - 1:18.844
3 -	1:21.284	8 - 1:18.577	
4 -	1:18.801	9 - 1:18.227	
5 -	1:18.304	10 - <b>1:17.611</b>	
<b>11</b>	<b>Roy SIERGIEJEV</b>	Macon Mk8	
1 -	3:42.208	6 - 1:24.806	11 - 1:23.862
2 -	1:29.381	7 - 1:24.299	12 - <b>1:23.133</b>
3 -	1:24.457	8 - 1:24.691	
4 -	1:24.025	9 - 1:23.823	
5 -	1:24.560	10 - 1:23.275	
<b>14</b>	<b>Matthew WRIGLEY</b>	Merlyn Mk20A	
1 -	3:45.214P	6 - <b>1:21.170</b>	
2 -	4:37.125	7 - 1:21.563	
3 -	1:24.927	8 - 1:21.352	
4 -	1:22.659	9 - 1:21.759	
5 -	1:21.648	10 - 1:21.328	
<b>15</b>	<b>Gareth PAUL</b>	Merlyn Mk17A	
1 -	3:47.150	6 - <b>1:24.661</b>	
2 -	1:42.109	7 - 1:28.460	
3 -	1:30.197	8 - 1:45.082P	
4 -	1:27.450		
5 -	1:26.835		

Weather/Track: Bright/Dry

www.mstworld.com

Page 1 of 6

Donington Park  
 Circuit Length = 1.9790 miles.  
 Start: 10:48 End: 11:03

Printed - 12:24 Saturday, 30 May 2015

**HSCC Historic Formula Ford sponsored by PowerLite**  
**RACE 5 - QUALIFYING AMENDED LAP ANALYSIS - Donington Park - 30 May 2015**  
 (contd.)

<b>17</b>	<b>Brian MORRIS</b>	Lola T202
1 - 3:42.902	6 - 1:23.532	11 - 1:20.487
2 - 1:29.341	7 - 1:22.566	12 - 1:21.425
3 - 1:24.900	8 - 1:20.699	
4 - 1:25.796	9 - <b>1:19.601</b>	
5 - 1:23.227	10 - 1:20.341	
<b>18</b>	<b>Nick PANCISI</b>	Titan Mk5
1 - 4:03.593	6 - 1:25.379	
2 - 2:18.225P	7 - 1:24.545	
3 - 3:18.957	8 - <b>1:23.008</b>	
4 - 1:28.615	9 - 1:24.088	
5 - 1:29.343	10 - 1:24.775	
<b>20</b>	<b>Kevin STANZL</b>	Merlyn Mk20
1 - 3:44.564	6 - 1:24.182	11 - 1:21.503
2 - 1:29.615	7 - 1:21.775	12 - 1:22.694
3 - 1:23.396	8 - 1:21.174	
4 - 1:23.633	9 - <b>1:20.998</b>	
5 - 1:23.060	10 - 1:21.048	
<b>22</b>	<b>Chris WILLIAMS</b>	Caldwell D9
1 - 3:55.607	6 - 1:27.598	11 - 1:27.531
2 - 1:50.436	7 - 1:27.076	
3 - 1:30.729	8 - 1:28.121	
4 - 1:29.672	9 - <b>1:26.466</b>	
5 - 1:27.649	10 - 1:28.220	
<b>25</b>	<b>Philip WALKER</b>	Crossle 16F
1 - 3:46.904	6 - 1:25.756	11 - 1:24.211
2 - 1:33.784	7 - 1:24.997	12 - 1:28.345
3 - 1:27.053	8 - <b>1:23.528</b>	
4 - 1:24.926	9 - 1:23.849	
5 - 1:25.490	10 - 1:24.039	
<b>28</b>	<b>Michael WALES</b>	Merlyn Mk20A
1 - 3:44.989	6 - 1:29.013	11 - 1:22.726
2 - 1:27.843	7 - 1:23.486	12 - 1:22.823
3 - 1:24.311	8 - 1:23.291	
4 - 1:23.495	9 - 1:24.251	
5 - 1:23.489	10 - <b>1:22.109</b>	

Weather/Track: Bright/Dry

www.mstworld.com

Page 2 of 6

Donington Park  
 Circuit Length = 1.9790 miles.  
 Start: 10:48 End: 11:03

Printed - 12:24 Saturday, 30 May 2015

**HSCC Historic Formula Ford sponsored by PowerLite**  
**RACE 5 - QUALIFYING AMENDED LAP ANALYSIS - Donington Park - 30 May 2015**  
 (contd.)

<b>31</b>	<b>Robert WAINWRIGHT</b>	Elden Mk8
1 - 3:43.247	6 - 1:19.040	11 - 1:19.843
2 - 1:27.639	7 - <b>1:18.621</b>	
3 - 1:21.833	8 - 1:19.163	
4 - 1:19.851	9 - 1:27.207P	
5 - 1:20.936	10 - 2:30.286	
<b>36</b>	<b>Rob SMITH</b>	Merlyn Mk20
1 - 4:12.719	6 - <b>1:21.630</b>	11 - 1:23.684
2 - 1:34.662	7 - 1:31.152	
3 - 1:27.259	8 - 1:25.448	
4 - 1:22.922	9 - 1:23.029	
5 - 1:21.977	10 - 1:22.219	
<b>37</b>	<b>William NUTHALL</b>	Jamun T2
1 - 3:37.983	6 - <b>1:18.758</b>	11 - 2:07.733P
2 - 1:26.219	7 - 1:19.192	
3 - 1:20.219	8 - 1:20.800	
4 - 1:20.152	9 - 1:26.063P	
5 - 1:19.170	10 - 2:52.996	
<b>39</b>	<b>Michael RICHINGS</b>	Alexis 15
1 - 3:49.415	6 - 1:26.574	
2 - 1:35.459	7 - <b>1:25.821</b>	
3 - 1:31.903		
4 - 1:28.026		
5 - 1:26.835		
<b>40</b>	<b>Philip LEDGER</b>	Crossle 20F
1 - 3:43.667	6 - 1:24.889	11 - 1:23.684
2 - 1:28.802	7 - <b>1:22.016</b>	12 - 1:46.994
3 - 1:29.202	8 - 1:22.273	
4 - 1:24.221	9 - 1:23.602	
5 - 1:25.108	10 - 1:22.041	
<b>54</b>	<b>Alex MEEK</b>	Merlyn Mk20A
1 - 3:45.468	6 - 1:23.392	11 - 1:24.377
2 - 1:29.385	7 - 1:21.848	12 - 1:21.971
3 - 1:25.923	8 - 1:23.914	
4 - 1:22.539	9 - 1:27.754	
5 - 1:26.144	10 - <b>1:21.246</b>	

Weather/Track: Bright/Dry

www.mstworld.com

Page 3 of 6

Donington Park  
 Circuit Length = 1.9790 miles.  
 Start: 10:48 End: 11:03

Printed - 12:24 Saturday, 30 May 2015



**HSCC Historic Formula Ford sponsored by PowerLite**  
**RACE 5 - QUALIFYING AMENDED LAP ANALYSIS - Donington Park - 30 May 2015**  
 (contd.)

<b>55</b>	<b>Roger ARNOLD</b>	Merlyn Mk20
1 - 3:49.151	6 - 1:25.075	11 - 1:23.101
2 - 1:29.286	7 - 1:23.445	12 - <b>1:22.556</b>
3 - 1:24.584	8 - 1:23.475	
4 - 1:23.784	9 - 1:23.780	
5 - 1:24.629	10 - 1:22.809	
<b>57</b>	<b>David WILD</b>	Lola T204
1 - 4:00.779	6 - 1:23.138	11 - 1:20.032
2 - 1:29.829	7 - 1:20.610	12 - 1:22.423
3 - 1:22.706	8 - 1:22.889	
4 - 1:19.472	9 - 1:21.020	
5 - <b>1:19.324</b>	10 - 1:21.516	
<b>60</b>	<b>James BUCKTON</b>	Elden Mk8
1 - 3:35.121	6 - 1:20.382	11 - 1:20.229
2 - 1:25.312	7 - 1:20.401	12 - <b>1:19.911</b>
3 - 1:26.712	8 - 1:20.198	
4 - 1:21.018	9 - 1:22.012	
5 - 1:21.692	10 - 1:21.307	
<b>62</b>	<b>Gareth CORDEY</b>	Alexis 18b
1 - 4:05.222	6 - <b>1:24.040</b>	11 - 1:24.189
2 - 1:33.475	7 - 1:24.582	
3 - 1:27.374	8 - 1:27.352	
4 - 1:25.869	9 - 1:25.177	
5 - 1:24.427	10 - 1:24.737	
<b>66</b>	<b>Andrew WIGGINS</b>	Titan Mk6
1 - 3:51.382	6 - 1:27.338	11 - 1:26.564
2 - 1:42.346	7 - 1:26.970	
3 - 1:34.641	8 - 1:27.310	
4 - 1:31.319	9 - <b>1:26.066</b>	
5 - 1:29.949	10 - 1:26.631	
<b>70</b>	<b>Daniel STANZL</b>	Elden Mk8
1 - 3:40.927	6 - 1:21.863	11 - 1:24.525
2 - 1:29.264	7 - 1:22.684	12 - 1:31.852
3 - 1:24.143	8 - 1:23.021	
4 - 1:22.196	9 - 1:20.675	
5 - 1:22.891	10 - <b>1:19.921</b>	

Weather/Track: Bright/Dry

**HSCC Historic Formula Ford sponsored by PowerLite**  
**RACE 5 - QUALIFYING AMENDED LAP ANALYSIS - Donington Park - 30 May 2015**  
 (contd.)

<b>71</b>	<b>Jonathan BAINES</b>	Merlyn Mk20
1 -	3:37.631	6 - <b>1:19.402</b>
2 -	1:25.151	7 - 1:20.608
3 -	1:21.576	8 - 1:19.797
4 -	1:21.473	9 - 1:22.500
5 -	1:19.945	10 - 1:21.037
11 -	1:19.472	12 - 1:19.455
<b>74</b>	<b>Keith HAZEL</b>	Lotus 51
1 -	4:12.275	6 - 1:37.580
2 -	1:49.719	7 - 1:38.600
3 -	1:42.035	8 - 1:36.999
4 -	1:39.815	9 - 1:36.563
5 -	1:40.450	10 - <b>1:36.116</b>
<b>75</b>	<b>Daniel PICKETT</b>	Merlyn Mk20
1 -	3:41.806	6 - 1:25.877
2 -	1:30.187	7 - 1:22.609
3 -	1:24.592	8 - 1:22.342
4 -	1:24.432	9 - 1:23.387
5 -	1:23.861	10 - 1:22.820
11 -	<b>1:21.962</b>	12 - 1:22.169
<b>76</b>	<b>Gary MCVEIGH</b>	Merlyn Mk11A
1 -	3:51.384	6 - 1:27.228
2 -	1:34.424	7 - 1:26.299
3 -	1:30.735	8 - 1:29.326
4 -	1:27.417	9 - <b>1:24.575</b>
5 -	1:26.667	10 - 1:24.726
11 -	1:24.605	
<b>77</b>	<b>Christopher SHARPLES</b>	Palliser WDF1
1 -	4:07.272	6 - 1:22.834
2 -	1:30.445	7 - 1:21.914
3 -	1:28.561	8 - 1:20.920
4 -	1:23.893	9 - 1:20.439
5 -	1:22.328	10 - 1:20.322
11 -	1:20.690	12 - <b>1:19.754</b>
<b>79</b>	<b>Mark DRAGHICESCU</b>	Merlyn Mk20
1 -	4:09.500	6 - 1:35.686
2 -	1:26.232	7 - 1:38.781
3 -	1:21.514	8 - 1:28.976
4 -	1:23.680	9 - 1:31.067
5 -	1:19.832	10 - 1:50.545
11 -	<b>1:19.404</b>	

Weather/Track: Bright/Dry

www.mstworld.com

Page 5 of 6

Donington Park  
 Circuit Length = 1.9790 miles.  
 Start: 10:48 End: 11:03

Printed - 12:24 Saturday, 30 May 2015

# HSCC Historic Formula Ford sponsored by PowerLite

## RACE 5 - QUALIFYING AMENDED LAP ANALYSIS - Donington Park - 30 May 2015

(contd.)

<b>81</b>	<b>James LOVETT</b>	Lola T200
1 - 3:44.499	6 - 1:29.849	11 - <b>1:21.283</b>
2 - 1:30.186	7 - 1:22.138	12 - 1:21.519
3 - 1:24.050	8 - 1:22.358	
4 - 1:23.609	9 - 1:22.584	
5 - 1:23.230	10 - 1:23.055	
<b>93</b>	<b>Richard MITCHELL</b>	Merlyn Mk20
1 - 3:37.151	6 - <b>1:19.089</b>	11 - 1:19.866
2 - 1:25.089	7 - 1:29.609	12 - 1:19.161
3 - 1:21.589	8 - 1:20.180	
4 - 1:21.360	9 - 1:22.232	
5 - 1:19.669	10 - 1:20.970	

Weather/Track: Bright/Dry

[www.mstworld.com](http://www.mstworld.com)


Page 6 of 6

Donington Park  
Circuit Length = 1.9790 miles.  
Start: 10:48 End: 11:03

Printed - 12:24 Saturday, 30 May 2015

**HSCC Historic Formula Ford sponsored by PowerLite**  
**RACE 5 - AMENDED GRID - Donington Park - 30 May 2015**

ROW 16	22	WILLIAMS	74	HAZEL
ROW 15	39	RICHINGS	66	WIGGINS
ROW 14	76	MCVEIGH	15	PAUL
ROW 13	25	WALKER	62	CORDEY
ROW 12	18	PANCISI	11	SIERGIEJEV
ROW 11	28	WALES	55	ARNOLD
ROW 10	40	LEDGER	4	WRIGLEY
ROW 9	36	SMITH	75	PICKETT
ROW 8	54	MEEK	81	LOVETT
ROW 7	20	STANZL	14	WRIGLEY
ROW 6	70	STANZL	8	MANSELL
ROW 5	77	SHARPLES	60	BUCKTON
ROW 4	79	DRAGHICESCU	17	MORRIS
ROW 3	57	WILD	71	BAINES
ROW 2	37	NUTHALL	93	MITCHELL
ROW 1	10	HADFIELD	31	WAINWRIGHT
		<b>POLE</b>		



**Weather/Track: Bright/Dry**  
**These results are provisional until the conclusion of any judicial and technical matters.**

Donington Park  
 Circuit Length = 1.9790 miles.  
 Start: 10:48 End: 11:03

Clerk of the Course:		Timekeeper:
----------------------	--	-------------

# HSCC Historic Formula Ford sponsored by PowerLite

## RACE 5 - CLASSIFICATION - Donington Park - 30 May 2015

POS	NO	CL	DRIVER	NAT	CAR	TIME	LAPS	GAP	MPH	BEST
1	10		Simon HADFIELD		Lotus 51	20:58.948	16		90.45	1:17.911
2	31		Robert WAINWRIGHT		Elden Mk8	21:06.514	16	7.566	89.91	1:18.152
3	71		Jonathan BAINES		Merlyn Mk20	21:17.787	16	18.839	89.12	1:18.543
4	60		James BUCKTON		Elden Mk8	21:18.769	16	19.821	89.05	1:18.555
5	57		David WILD		Lola T204	21:19.176	16	20.228	89.02	1:18.420
6	37		William NUTHALL		Jamun T2	21:22.211	16	23.263	88.81	1:18.258
7	17		Brian MORRIS		Lola T202	21:23.887	16	24.939	88.69	1:19.102
8	8		Andrew MANSELL		Merlyn Mk11A	21:40.502	16	41.554	87.56	1:19.949
9	4		Mike WRIGLEY		Elden Mk8	21:42.186	16	43.238	87.45	1:19.864
10	20		Kevin STANZL		Merlyn Mk20	21:46.540	16	47.592	87.16	1:20.164
11	81		James LOVETT		Lola T200	21:58.695	16	59.747	86.35	1:20.292
12	54		Alex MEEK		Merlyn Mk20A	22:01.063	16	1:02.115	86.20	1:21.222
13	36		Rob SMITH		Merlyn Mk20	22:01.227	16	1:02.279	86.19	1:20.500
14	14		Matthew WRIGLEY		Merlyn Mk20A	22:01.637	16	1:02.689	86.16	1:20.646
15	75		Daniel PICKETT		Merlyn Mk20	22:02.061	16	1:03.113	86.13	1:20.603
16	40		Philip LEDGER		Crossle 20F	22:06.411	16	1:07.463	85.85	1:21.107
17	28		Michael WALES		Merlyn Mk20A	22:07.045	16	1:08.097	85.81	1:20.932
18	11		Roy SIERGIEJEW		Macon Mk8	22:12.968	16	1:14.020	85.43	1:20.902
19	25		Philip WALKER		Crossle 16F	22:19.363	16	1:20.415	85.02	1:21.454
20	66		Andrew WIGGINS		Titan Mk6	22:19.467	16	1:20.519	85.01	1:21.544
21	18		Nick PANCISI		Titan Mk5	22:19.653	16	1:20.705	85.00	1:20.988
22	55		Roger ARNOLD		Merlyn Mk20	21:06.512	15	1 LAP	84.29	1:22.713
23	76		Gary MCVEIGH		Merlyn Mk11A	21:11.649	15	1 LAP	83.95	1:22.894
24	62		Gareth CORDEY		Alexis 18b	21:11.804	15	1 LAP	83.93	1:21.710
25	22		Chris WILLIAMS		Caldwell D9	21:23.823	15	1 LAP	83.15	1:23.162
26	15		Gareth PAUL		Merlyn Mk17A	21:39.363	15	1 LAP	82.15	1:23.625
27	39		Michael RICHINGS		Alexis 15	21:42.195	15	1 LAP	81.98	1:23.680
28	79		Mark DRAGHICESCU		Merlyn Mk20	22:10.424	15	1 LAP	80.24	1:18.276
29	74		Keith HAZEL		Lotus 51	22:03.778	14	2 LAPS	75.26	1:29.836

### NOT CLASSIFIED

93	N	Richard MITCHELL	Merlyn Mk20	20:30.850	15	D.N.F.	86.73	1:18.552
77		Christopher SHARPLES	Palliser WDF1	16:38.906	12	D.N.F.	85.47	1:21.008
70		Daniel STANZL	Elden Mk8	13:48.816	10	D.N.F.	85.82	1:20.234

### FASTEST LAP

10		Simon HADFIELD	Lotus 51	1:17.911	9	91.44mph	147.16kph
93	N	Richard MITCHELL	Merlyn Mk20	1:18.552	2	90.69mph	145.96kph

Weather/Track: Bright/Dry

These results are provisional until the conclusion of any judicial and technical matters.

Donington Park  
Circuit Length = 1.9790 miles.  
Start: 15:40 End: 16:01

Clerk of the Course:

Timekeeper:

**HSCC Historic Formula Ford sponsored by PowerLite**  
**RACE 5 - LAP ANALYSIS - Donington Park - 30 May 2015**

<b>4</b>	<b>Mike WRIGLEY</b>	Elden Mk8
1 - 1:29.599	6 - 1:20.585	11 - 1:20.329
2 - 1:20.876	7 - 1:20.828	12 - <b>1:19.864</b>
3 - 1:20.893	8 - 1:21.065	13 - 1:21.158
4 - 1:23.022	9 - 1:20.093	14 - 1:20.139
5 - 1:20.736	10 - 1:20.149	15 - 1:21.849
<b>8</b>	<b>Andrew MANSELL</b>	Merlyn Mk11A
1 - 1:27.750	6 - 1:20.651	11 - 1:20.270
2 - 1:21.151	7 - 1:20.490	12 - 1:20.423
3 - 1:20.969	8 - 1:22.798	13 - 1:20.430
4 - 1:21.655	9 - 1:19.980	14 - 1:20.611
5 - 1:21.360	10 - 1:20.253	15 - 1:21.762
<b>10</b>	<b>Simon HADFIELD</b>	Lotus 51
1 - 1:23.128	6 - 1:18.003	11 - 1:18.027
2 - 1:18.364	7 - 1:18.081	12 - 1:19.142
3 - 1:18.462	8 - 1:18.266	13 - 1:18.629
4 - 1:18.161	9 - <b>1:17.911</b>	14 - 1:18.598
5 - 1:18.178	10 - 1:18.628	15 - 1:18.731
<b>11</b>	<b>Roy SIERGIEJEV</b>	Macon Mk8
1 - 1:33.860	6 - 1:22.190	11 - 1:22.683
2 - 1:24.959	7 - 1:21.068	12 - 1:21.606
3 - 1:23.842	8 - 1:22.067	13 - 1:21.542
4 - 1:23.137	9 - 1:21.390	14 - 1:21.285
5 - 1:23.224	10 - 1:22.437	15 - <b>1:20.902</b>
<b>14</b>	<b>Matthew WRIGLEY</b>	Merlyn Mk20A
1 - 1:30.279	6 - 1:21.263	11 - <b>1:20.646</b>
2 - 1:21.733	7 - 1:23.660	12 - 1:20.972
3 - 1:20.690	8 - 1:22.031	13 - 1:21.295
4 - 1:23.574	9 - 1:22.699	14 - 1:21.232
5 - 1:22.505	10 - 1:22.535	15 - 1:21.346
<b>15</b>	<b>Gareth PAUL</b>	Merlyn Mk17A
1 - 1:37.030	6 - 1:30.573	11 - <b>1:23.625</b>
2 - 1:24.077	7 - 1:24.342	12 - 1:25.242
3 - 1:24.099	8 - 1:25.999	13 - 1:26.470
4 - 1:28.034	9 - 1:24.557	14 - 1:25.511
5 - 1:28.666	10 - 1:24.462	15 - 1:26.676

Weather/Track: Bright/Dry

www.mstworld.com

Page 1 of 6

Donington Park  
 Circuit Length = 1.9790 miles.  
 Start: 15:40 End: 16:01

Printed - 16:04 Saturday, 30 May 2015

**HSCC Historic Formula Ford sponsored by PowerLite**  
**RACE 5 - LAP ANALYSIS - Donington Park - 30 May 2015**  
 (contd.)

<b>17</b>	<b>Brian MORRIS</b>	Lola T202					
1 -	1:26.744	6 -	1:19.739	11 -	1:19.523	16 -	1:19.731
2 -	1:20.422	7 -	1:20.222	12 -	<b>1:19.102</b>		
3 -	1:19.342	8 -	1:19.790	13 -	1:19.830		
4 -	1:19.453	9 -	1:20.317	14 -	1:19.749		
5 -	1:19.132	10 -	1:20.187	15 -	1:20.604		
<b>18</b>	<b>Nick PANCISI</b>	Titan Mk5					
1 -	1:34.599	6 -	1:22.688	11 -	1:22.057	16 -	1:22.125
2 -	1:24.429	7 -	1:22.240	12 -	1:23.758		
3 -	1:24.383	8 -	1:20.998	13 -	1:23.859		
4 -	1:24.772	9 -	1:24.013	14 -	1:23.124		
5 -	1:22.771	10 -	<b>1:20.988</b>	15 -	1:22.849		
<b>20</b>	<b>Kevin STANZL</b>	Merlyn Mk20					
1 -	1:29.246	6 -	1:20.686	11 -	1:20.486	16 -	1:20.293
2 -	1:20.616	7 -	1:20.566	12 -	1:21.221		
3 -	1:21.297	8 -	1:20.458	13 -	1:20.464		
4 -	1:24.858	9 -	<b>1:20.164</b>	14 -	1:21.394		
5 -	1:22.311	10 -	1:20.281	15 -	1:22.199		
<b>22</b>	<b>Chris WILLIAMS</b>	Caldwell D9					
1 -	1:37.977	6 -	1:24.804	11 -	1:25.477		
2 -	1:26.259	7 -	1:25.266	12 -	<b>1:23.162</b>		
3 -	1:24.758	8 -	1:24.383	13 -	1:24.004		
4 -	1:24.859	9 -	1:23.311	14 -	1:26.646		
5 -	1:24.682	10 -	1:23.851	15 -	1:24.384		
<b>25</b>	<b>Philip WALKER</b>	Crossle 16F					
1 -	1:33.963	6 -	1:22.734	11 -	1:21.811	16 -	1:22.124
2 -	1:23.674	7 -	<b>1:21.454</b>	12 -	1:23.604		
3 -	1:24.313	8 -	1:21.692	13 -	1:24.930		
4 -	1:26.137	9 -	1:22.724	14 -	1:23.824		
5 -	1:22.631	10 -	1:21.937	15 -	1:21.811		
<b>28</b>	<b>Michael WALES</b>	Merlyn Mk20A					
1 -	1:33.453	6 -	1:22.808	11 -	1:22.855	16 -	1:21.602
2 -	1:23.180	7 -	1:22.425	12 -	1:21.506		
3 -	1:22.970	8 -	1:22.093	13 -	1:21.518		
4 -	1:23.766	9 -	1:21.947	14 -	1:21.856		
5 -	1:23.095	10 -	<b>1:20.932</b>	15 -	1:21.039		

Weather/Track: Bright/Dry

www.mstworld.com

Page 2 of 6

Donington Park  
 Circuit Length = 1.9790 miles.  
 Start: 15:40 End: 16:01

Printed - 16:04 Saturday, 30 May 2015

**HSCC Historic Formula Ford sponsored by PowerLite**  
**RACE 5 - LAP ANALYSIS - Donington Park - 30 May 2015**  
 (contd.)

<b>31</b>	<b>Robert WAINWRIGHT</b>	Elden Mk8	
1 - 1:23.478	6 - 1:18.200	11 - 1:19.027	16 - 1:19.255
2 - 1:18.416	7 - 1:19.022	12 - 1:19.467	
3 - 1:18.250	8 - 1:19.430	13 - 1:19.038	
4 - 1:18.350	9 - 1:19.480	14 - 1:18.939	
5 - <b>1:18.152</b>	10 - 1:19.093	15 - 1:18.917	
<b>36</b>	<b>Rob SMITH</b>	Merlyn Mk20	
1 - 1:33.516	6 - 1:22.236	11 - <b>1:20.500</b>	16 - 1:22.707
2 - 1:23.675	7 - 1:21.326	12 - 1:21.023	
3 - 1:22.374	8 - 1:21.137	13 - 1:21.213	
4 - 1:22.737	9 - 1:21.915	14 - 1:21.896	
5 - 1:22.530	10 - 1:20.931	15 - 1:21.511	
<b>37</b>	<b>William NUTHALL</b>	Jamun T2	
1 - 1:25.156	6 - 1:20.407	11 - 1:18.303	16 - 1:18.920
2 - 1:18.975	7 - 1:18.796	12 - 1:18.430	
3 - 1:18.341	8 - 1:19.078	13 - 1:20.052	
4 - 1:18.477	9 - <b>1:18.258</b>	14 - 1:19.358	
5 - 1:31.114	10 - 1:18.820	15 - 1:19.726	
<b>39</b>	<b>Michael RICHINGS</b>	Alexis 15	
1 - 1:37.557	6 - 1:25.440	11 - 1:24.630	
2 - 1:24.335	7 - 1:26.168	12 - 1:25.935	
3 - 1:33.770	8 - 1:25.128	13 - 1:25.451	
4 - 1:26.317	9 - <b>1:23.680</b>	14 - 1:27.316	
5 - 1:25.880	10 - 1:24.631	15 - 1:25.957	
<b>40</b>	<b>Philip LEDGER</b>	Crossle 20F	
1 - 1:32.073	6 - 1:22.836	11 - 1:23.054	16 - 1:21.373
2 - 1:21.908	7 - 1:23.267	12 - 1:21.799	
3 - 1:22.298	8 - 1:22.692	13 - 1:21.754	
4 - 1:22.764	9 - 1:22.438	14 - 1:21.959	
5 - 1:22.921	10 - 1:22.168	15 - <b>1:21.107</b>	
<b>54</b>	<b>Alex MEEK</b>	Merlyn Mk20A	
1 - 1:31.443	6 - 1:21.786	11 - 1:21.820	16 - 1:22.577
2 - 1:21.904	7 - 1:23.681	12 - 1:21.261	
3 - <b>1:21.222</b>	8 - 1:22.274	13 - 1:21.653	
4 - 1:22.747	9 - 1:22.161	14 - 1:21.438	
5 - 1:22.132	10 - 1:21.349	15 - 1:21.615	

Weather/Track: Bright/Dry

www.mstworld.com

Page 3 of 6

Donington Park  
 Circuit Length = 1.9790 miles.  
 Start: 15:40 End: 16:01

Printed - 16:04 Saturday, 30 May 2015



**HSCC Historic Formula Ford sponsored by PowerLite**  
**RACE 5 - LAP ANALYSIS - Donington Park - 30 May 2015**  
 (contd.)

<b>55</b>	<b>Roger ARNOLD</b>	Merlyn Mk20			
1 -	1:33.323	6 -	1:30.696	11 -	1:23.007
2 -	1:23.904	7 -	1:23.706	12 -	1:23.196
3 -	1:23.955	8 -	1:22.868	13 -	1:23.273
4 -	1:23.471	9 -	1:22.872	14 -	1:22.963
5 -	1:23.301	10 -	1:23.264	15 -	<b>1:22.713</b>
<b>57</b>	<b>David WILD</b>	Lola T204			
1 -	1:26.665	6 -	1:20.150	11 -	<b>1:18.420</b>
2 -	1:19.750	7 -	1:19.091	12 -	1:19.849
3 -	1:19.333	8 -	1:19.095	13 -	1:20.743
4 -	1:19.400	9 -	1:18.746	14 -	1:19.947
5 -	1:19.488	10 -	1:18.950	15 -	1:19.944
<b>60</b>	<b>James BUCKTON</b>	Elden Mk8			
1 -	1:26.276	6 -	1:18.640	11 -	1:19.380
2 -	1:18.974	7 -	<b>1:18.555</b>	12 -	1:20.101
3 -	1:18.971	8 -	1:20.228	13 -	1:20.284
4 -	1:19.017	9 -	1:19.758	14 -	1:19.783
5 -	1:18.689	10 -	1:19.799	15 -	1:19.674
<b>62</b>	<b>Gareth CORDEY</b>	Alexis 18b			
1 -	1:35.633	6 -	1:22.798	11 -	1:25.147
2 -	1:23.727	7 -	1:23.875	12 -	1:24.492
3 -	1:24.353	8 -	<b>1:21.710</b>	13 -	1:23.739
4 -	1:24.837	9 -	1:22.229	14 -	1:25.013
5 -	1:25.833	10 -	1:23.870	15 -	1:24.548
<b>66</b>	<b>Andrew WIGGINS</b>	Titan Mk6			
1 -	1:34.825	6 -	1:22.586	11 -	1:22.499
2 -	1:24.816	7 -	<b>1:21.544</b>	12 -	1:23.747
3 -	1:24.028	8 -	1:21.915	13 -	1:23.803
4 -	1:22.733	9 -	1:22.576	14 -	1:23.084
5 -	1:23.436	10 -	1:22.229	15 -	1:21.977
<b>70</b>	<b>Daniel STANZL</b>	Elden Mk8			
1 -	1:29.775	6 -	1:21.162		
2 -	1:20.597	7 -	1:21.057		
3 -	1:20.484	8 -	<b>1:20.234</b>		
4 -	1:32.576	9 -	1:20.619		
5 -	1:21.603	10 -	1:20.709		

Weather/Track: Bright/Dry

www.mstworld.com

Page 4 of 6

Donington Park  
 Circuit Length = 1.9790 miles.  
 Start: 15:40 End: 16:01

Printed - 16:04 Saturday, 30 May 2015

**HSCC Historic Formula Ford sponsored by PowerLite**  
**RACE 5 - LAP ANALYSIS - Donington Park - 30 May 2015**  
 (contd.)

<b>71</b>	<b>Jonathan BAINES</b>			Merlyn Mk20
1 -	1:26.084	6 -	1:19.421	11 - <b>1:18.543</b>
2 -	1:20.510	7 -	1:19.173	12 - 1:20.223
3 -	1:19.779	8 -	1:18.870	13 - 1:20.439
4 -	1:19.109	9 -	1:18.603	14 - 1:20.005
5 -	1:19.384	10 -	1:18.960	15 - 1:19.183
16 -				1:19.501
<b>74</b>	<b>Keith HAZEL</b>			Lotus 51
1 -	1:41.702	6 -	1:44.168	11 - 1:33.824
2 -	1:32.383	7 -	1:35.322	12 - 1:33.734
3 -	1:31.207	8 -	1:36.985	13 - 1:33.759
4 -	<b>1:29.836</b>	9 -	1:32.913	14 - 1:33.567
5 -	1:30.317	10 -	1:34.061	
<b>75</b>	<b>Daniel PICKETT</b>			Merlyn Mk20
1 -	1:30.693	6 -	1:21.972	11 - 1:21.401
2 -	1:21.465	7 -	1:22.944	12 - <b>1:20.603</b>
3 -	1:21.492	8 -	1:22.735	13 - 1:21.391
4 -	1:23.944	9 -	1:22.458	14 - 1:22.369
5 -	1:22.037	10 -	1:21.504	15 - 1:21.637
16 -				1:23.416
<b>76</b>	<b>Gary MCVEIGH</b>			Merlyn Mk11A
1 -	1:35.919	6 -	1:22.965	11 - 1:24.398
2 -	1:24.671	7 -	<b>1:22.894</b>	12 - 1:24.681
3 -	1:24.019	8 -	1:23.361	13 - 1:23.369
4 -	1:23.826	9 -	1:23.073	14 - 1:24.596
5 -	1:23.944	10 -	1:24.438	15 - 1:25.495
<b>77</b>	<b>Christopher SHARPLES</b>			Palliser WDF1
1 -	1:28.220	6 -	1:21.433	11 - 1:21.182
2 -	<b>1:21.008</b>	7 -	1:23.719	12 - 1:29.582P
3 -	1:21.096	8 -	1:21.396	
4 -	1:24.656	9 -	1:21.271	
5 -	1:24.208	10 -	1:21.135	
<b>79</b>	<b>Mark DRAGHICESCU</b>			Merlyn Mk20
1 -	1:24.955	6 -	2:53.739	11 - 1:18.446
2 -	1:18.989	7 -	1:21.113	12 - 1:22.343
3 -	<b>1:18.276</b>	8 -	1:18.706	13 - 1:21.671
4 -	1:23.194	9 -	1:19.476	14 - 1:18.688
5 -	1:52.091P	10 -	1:19.913	15 - 1:18.824

Weather/Track: Bright/Dry

www.mstworld.com

Page 5 of 6

Donington Park  
 Circuit Length = 1.9790 miles.  
 Start: 15:40 End: 16:01

Printed - 16:04 Saturday, 30 May 2015

**HSCC Historic Formula Ford sponsored by PowerLite**  
**RACE 5 - LAP ANALYSIS - Donington Park - 30 May 2015**  
 (contd.)

<b>81</b>	<b>James LOVETT</b>	Lola T200					
1 -	1:29.454	6 -	1:21.306	11 -	1:21.840	16 -	1:22.223
2 -	1:22.127	7 -	1:24.709	12 -	1:21.195		
3 -	1:20.695	8 -	1:21.413	13 -	1:21.958		
4 -	1:22.824	9 -	1:22.919	14 -	1:21.857		
5 -	1:23.317	10 -	1:20.566	15 -	<b>1:20.292</b>		
<b>93</b>	<b>Richard MITCHELL</b>	Merlyn Mk20					
1 -	1:23.986	6 -	1:19.448	11 -	1:19.251		
2 -	<b>1:18.552</b>	7 -	1:18.865	12 -	1:20.250		
3 -	1:18.757	8 -	1:21.454	13 -	1:20.145		
4 -	1:18.656	9 -	1:19.104	14 -	1:21.395		
5 -	1:20.201	10 -	1:19.694	15 -	1:51.092P		

**HSCC Historic Formula Ford sponsored by PowerLite**  
**RACE 5 - LAP CHART - Donington Park - 30 May 2015**

Lap 1			Lap 2			Lap 3			Lap 4			Lap 5		
No	Behind	Laptime	No	Behind	Laptime	No	Behind	Laptime	No	Behind	Laptime	No	Behind	Laptime
10		1:23.128	10		1:18.364	10		1:18.462	10		1:18.161	10		1:18.178
31	0.350	1:23.478	31	0.402	1:18.416	31	0.190	1:18.250	31	0.379	1:18.350	31	0.353	1:18.152
93	0.858	1:23.986	93	1.046	1:18.552	93	1.341	1:18.757	93	1.836	1:18.656	93	3.859	1:20.201
79	1.827	1:24.955	79	2.452	1:18.989	79	2.266	1:18.276	37	2.834	1:18.477	60	5.634	1:18.689
37	2.028	1:25.156	37	2.639	1:18.975	37	2.518	1:18.341	60	5.123	1:19.017	57	8.343	1:19.488
71	2.956	1:26.084	60	3.758	1:18.974	60	4.267	1:18.971	57	7.033	1:19.400	71	8.573	1:19.384
60	3.148	1:26.276	57	4.923	1:19.750	57	5.794	1:19.333	79	7.299	1:23.194	17	8.800	1:19.132
57	3.537	1:26.665	71	5.102	1:20.510	71	6.419	1:19.779	71	7.367	1:19.109	37	15.770	1:31.114
17	3.616	1:26.744	17	5.674	1:20.422	17	6.554	1:19.342	17	7.846	1:19.453	8	16.592	1:21.360
8	4.622	1:27.750	8	7.409	1:21.151	8	9.916	1:20.969	8	13.410	1:21.655	4	18.833	1:20.736
77	5.092	1:28.220	77	7.736	1:21.008	77	10.370	1:21.096	4	16.275	1:23.022	20	22.035	1:22.311
20	6.118	1:29.246	20	8.370	1:20.616	70	10.902	1:20.484	77	16.865	1:24.656	81	22.124	1:23.317
81	6.326	1:29.454	70	8.880	1:20.597	20	11.205	1:21.297	81	16.985	1:22.824	14	22.488	1:22.505
4	6.471	1:29.599	4	8.983	1:20.876	4	11.414	1:20.893	20	17.902	1:24.858	77	22.895	1:24.208
70	6.647	1:29.775	81	10.089	1:22.127	81	12.322	1:20.695	14	18.161	1:23.574	54	23.155	1:22.132
14	7.151	1:30.279	14	10.520	1:21.733	14	12.748	1:20.690	54	19.201	1:22.747	75	23.338	1:22.037
75	7.565	1:30.693	75	10.666	1:21.465	75	13.696	1:21.492	75	19.479	1:23.944	40	25.671	1:22.921
54	8.315	1:31.443	54	11.855	1:21.904	54	14.615	1:21.222	40	20.928	1:22.764	36	28.539	1:22.530
40	8.945	1:32.073	40	12.489	1:21.908	40	16.325	1:22.298	36	24.187	1:22.737	70	28.742	1:21.603
55	10.195	1:33.323	28	15.141	1:23.180	36	19.611	1:22.374	28	25.254	1:23.766	28	30.171	1:23.095
28	10.325	1:33.453	36	15.699	1:23.675	28	19.649	1:22.970	70	25.317	1:32.576	55	31.661	1:23.301
36	10.388	1:33.516	55	15.735	1:23.904	55	21.228	1:23.955	55	26.538	1:23.471	11	32.729	1:23.224
11	10.732	1:33.860	25	16.145	1:23.674	25	21.996	1:24.313	11	27.683	1:23.137	66	33.545	1:23.436
25	10.835	1:33.963	11	17.327	1:24.959	11	22.707	1:23.842	66	28.287	1:22.733	25	34.425	1:22.631
18	11.471	1:34.599	18	17.536	1:24.429	18	23.457	1:24.383	25	29.972	1:26.137	18	34.661	1:22.771
66	11.697	1:34.825	62	17.868	1:23.727	66	23.715	1:24.028	18	30.068	1:24.772	76	36.086	1:23.944
62	12.505	1:35.633	66	18.149	1:24.816	62	23.759	1:24.353	76	30.320	1:23.826	62	38.090	1:25.833
76	12.791	1:35.919	76	19.098	1:24.671	76	24.655	1:24.019	62	30.435	1:24.837	79	41.212	1:52.091P
15	13.902	1:37.030	15	19.615	1:24.077	15	25.252	1:24.099	15	35.125	1:28.034	22	42.242	1:24.682
39	14.429	1:37.557	39	20.400	1:24.335	22	29.040	1:24.758	22	35.738	1:24.859	15	45.613	1:28.666
22	14.849	1:37.977	22	22.744	1:26.259	39	35.708	1:33.770	39	43.864	1:26.317	39	51.566	1:25.880
74	18.574	1:41.702	74	32.593	1:32.383	74	45.338	1:31.207	74	57.013	1:29.836	74	1:09.152	1:30.317

Weather/Track: Bright/Dry

www.mstworld.com

Page 1 of 4

Donington Park  
Circuit Length = 1.9790 miles.  
Start: 15:40 End: 16:01

Printed - 16:04 Saturday, 30 May 2015

**HSCC Historic Formula Ford sponsored by PowerLite**  
**RACE 5 - LAP CHART - Donington Park - 30 May 2015**  
 (contd.)

Lap 6			Lap 7			Lap 8			Lap 9			Lap 10		
No	Behind	Laptime	No	Behind	Laptime	No	Behind	Laptime	No	Behind	Laptime	No	Behind	Laptime
10		1:18.003	10		1:18.081	10		1:18.266	10		1:17.911	10		1:18.628
31	0.550	1:18.200	31	1.491	1:19.022	31	2.655	1:19.430	31	4.224	1:19.480	15	1 LAP	1:24.557
93	5.304	1:19.448	93	6.088	1:18.865	60	8.707	1:20.228	93	10.469	1:19.104	39	1 LAP	1:23.680
60	6.271	1:18.640	60	6.745	1:18.555	93	9.276	1:21.454	60	10.554	1:19.758	31	4.689	1:19.093
71	9.991	1:19.421	71	11.083	1:19.173	71	11.687	1:18.870	71	12.379	1:18.603	93	11.535	1:19.694
57	10.490	1:20.150	57	11.500	1:19.091	57	12.329	1:19.095	57	13.164	1:18.746	60	11.725	1:19.799
17	10.536	1:19.739	17	12.677	1:20.222	17	14.201	1:19.790	17	16.607	1:20.317	71	12.711	1:18.960
37	18.174	1:20.407	74	1 LAP	1:44.168	37	19.701	1:19.078	37	20.048	1:18.258	57	13.486	1:18.950
8	19.240	1:20.651	37	18.889	1:18.796	8	26.181	1:22.798	8	28.250	1:19.980	17	18.166	1:20.187
4	21.415	1:20.585	8	21.649	1:20.490	4	26.961	1:21.065	4	29.143	1:20.093	37	20.240	1:18.820
20	24.718	1:20.686	4	24.162	1:20.828	20	29.395	1:20.458	20	31.648	1:20.164	8	29.875	1:20.253
81	25.427	1:21.306	20	27.203	1:20.566	74	1 LAP	1:35.322	77	38.453	1:21.271	4	30.664	1:20.149
14	25.748	1:21.263	14	31.327	1:23.660	14	35.092	1:22.031	70	39.553	1:20.619	20	33.301	1:20.281
77	26.325	1:21.433	77	31.963	1:23.719	81	35.202	1:21.413	14	39.880	1:22.699	77	40.960	1:21.135
54	26.938	1:21.786	81	32.055	1:24.709	77	35.093	1:21.396	81	40.210	1:22.919	70	41.634	1:20.709
75	27.307	1:21.972	75	32.170	1:22.944	54	36.546	1:22.274	54	40.796	1:22.161	81	42.148	1:20.566
40	30.504	1:22.836	54	32.538	1:23.681	75	36.639	1:22.735	75	41.186	1:22.458	54	43.517	1:21.349
70	31.901	1:21.162	70	34.877	1:21.057	70	36.845	1:20.234	36	42.892	1:21.915	14	43.787	1:22.535
36	32.772	1:22.236	40	35.690	1:23.267	36	38.888	1:21.137	40	44.643	1:22.438	75	44.062	1:21.504
28	34.976	1:22.808	36	36.017	1:21.326	40	40.116	1:22.692	11	47.183	1:21.390	36	45.195	1:20.931
11	36.916	1:22.190	28	39.320	1:22.425	28	43.147	1:22.093	28	47.183	1:21.947	40	48.183	1:22.168
66	38.128	1:22.586	11	39.903	1:21.068	11	43.704	1:22.067	66	49.905	1:22.576	28	49.487	1:20.932
25	39.156	1:22.734	66	41.591	1:21.544	66	45.240	1:21.915	25	50.768	1:22.724	11	50.992	1:22.437
18	39.346	1:22.688	25	42.529	1:21.454	25	45.955	1:21.692	18	52.339	1:24.013	66	53.506	1:22.229
76	41.048	1:22.965	18	43.505	1:22.240	18	46.237	1:20.998	74	1 LAP	1:36.985	25	54.077	1:21.937
62	42.885	1:22.798	76	45.861	1:22.894	76	50.956	1:23.361	76	56.118	1:23.073	18	54.699	1:20.988
55	44.354	1:30.696	62	48.679	1:23.875	62	52.123	1:21.710	62	56.441	1:22.229	62	1:01.683	1:23.870
22	49.043	1:24.804	55	49.979	1:23.706	55	54.581	1:22.868	55	59.542	1:22.872	76	1:01.928	1:24.438
15	58.183	1:30.573	22	56.228	1:25.266	79	1 LAP	1:21.113	79	1 LAP	1:18.706	79	1 LAP	1:19.476
39	59.003	1:25.440	79	1 LAP	2:53.739	22	1:02.345	1:24.383	22	1:07.745	1:23.311	55	1:04.178	1:23.264
			15	1:04.444	1:24.342	15	1:12.177	1:25.999				74	1 LAP	1:32.913
			39	1:07.090	1:26.168	39	1:13.952	1:25.128				22	1:12.968	1:23.851

Weather/Track: Bright/Dry

www.mstworld.com

Donington Park  
 Circuit Length = 1.9790 miles.  
 Start: 15:40 End: 16:01

**HSCC Historic Formula Ford sponsored by PowerLite**  
**RACE 5 - LAP CHART - Donington Park - 30 May 2015**  
 (contd.)

Lap 11			Lap 12			Lap 13			Lap 14			Lap 15		
No	Behind	Laptime	No	Behind	Laptime	No	Behind	Laptime	No	Behind	Laptime	No	Behind	Laptime
10		1:18.027	10		1:19.142	10		1:18.629	10		1:18.598	10		1:18.731
31	5.689	1:19.027	22	1 LAP	1:25.477	22	1 LAP	1:23.162	62	1 LAP	1:23.739	55	1 LAP	1:22.963
15	1 LAP	1:24.462	74	2 LAPS	1:34.061	31	6.423	1:19.038	31	6.764	1:18.939	76	1 LAP	1:24.596
39	1 LAP	1:24.631	31	6.014	1:19.467	93	15.383	1:20.145	22	1 LAP	1:24.004	31	6.950	1:18.917
93	12.759	1:19.251	15	1 LAP	1:23.625	60	15.692	1:20.284	60	16.877	1:19.783	62	1 LAP	1:25.013
60	13.078	1:19.380	39	1 LAP	1:24.630	71	16.118	1:20.439	71	17.525	1:20.005	60	17.820	1:19.674
71	13.227	1:18.543	93	13.867	1:20.250	57	16.700	1:20.743	57	18.049	1:19.947	71	17.977	1:19.183
57	13.879	1:18.420	60	14.037	1:20.101	15	1 LAP	1:25.242	93	18.180	1:21.395	22	1 LAP	1:26.646
17	19.662	1:19.523	71	14.308	1:20.223	74	2 LAPS	1:33.824	17	21.974	1:19.749	57	19.262	1:19.944
37	20.516	1:18.303	57	14.586	1:19.849	39	1 LAP	1:25.935	37	21.987	1:19.358	37	22.982	1:19.726
8	32.118	1:20.270	17	19.622	1:19.102	17	20.823	1:19.830	15	1 LAP	1:26.470	17	23.847	1:20.604
4	32.966	1:20.329	37	19.804	1:18.430	37	21.227	1:20.052	39	1 LAP	1:25.451	15	1 LAP	1:25.511
20	35.760	1:20.486	8	33.399	1:20.423	8	35.200	1:20.430	74	2 LAPS	1:33.734	39	1 LAP	1:27.316
77	44.115	1:21.182	4	33.688	1:19.864	4	36.217	1:21.158	8	37.213	1:20.611	8	40.244	1:21.762
81	45.961	1:21.840	20	37.839	1:21.221	20	39.674	1:20.464	4	37.758	1:20.139	4	40.876	1:21.849
14	46.406	1:20.646	81	48.014	1:21.195	14	50.902	1:21.295	20	42.470	1:21.394	20	45.938	1:22.199
54	47.310	1:21.820	14	48.236	1:20.972	81	51.343	1:21.958	14	53.536	1:21.232	74	2 LAPS	1:33.759
75	47.436	1:21.401	75	48.897	1:20.603	75	51.659	1:21.391	81	54.602	1:21.857	93	50.541	1:51.092P
36	47.668	1:20.500	54	49.429	1:21.261	36	52.133	1:21.213	54	55.293	1:21.438	14	56.151	1:21.346
40	53.210	1:23.054	36	49.549	1:21.023	54	52.453	1:21.653	36	55.431	1:21.896	81	56.163	1:20.292
28	54.315	1:22.855	77	54.555	1:29.582P	40	58.992	1:21.754	75	55.430	1:22.369	54	58.177	1:21.615
11	55.648	1:22.683	40	55.867	1:21.799	28	59.568	1:21.518	40	1:02.353	1:21.959	36	58.211	1:21.511
25	57.861	1:21.811	28	56.679	1:21.506	11	1:01.025	1:21.542	28	1:02.826	1:21.856	75	58.336	1:21.637
66	57.978	1:22.499	11	58.112	1:21.606	66	1:07.757	1:23.803	11	1:03.712	1:21.285	40	1:04.729	1:21.107
18	58.729	1:22.057	25	1:02.323	1:23.604	79	1 LAP	1:22.343	79	1 LAP	1:21.671	28	1:05.134	1:21.039
79	1 LAP	1:19.913	66	1:02.583	1:23.747	18	1:08.575	1:23.859	66	1:12.243	1:23.084	11	1:05.883	1:20.902
76	1:08.299	1:24.398	18	1:03.345	1:23.758	25	1:08.624	1:24.930	18	1:13.101	1:23.124	79	1 LAP	1:18.688
62	1:08.803	1:25.147	79	1 LAP	1:18.446	55	1:17.856	1:23.273	25	1:13.850	1:23.824	66	1:15.489	1:21.977
55	1:09.158	1:23.007	55	1:13.212	1:23.196	76	1:18.578	1:23.369				25	1:16.930	1:21.811
			76	1:13.838	1:24.681							18	1:17.219	1:22.849
			62	1:14.153	1:24.492									

Weather/Track: Bright/Dry

**HSCC Historic Formula Ford sponsored by PowerLite**  
**RACE 5 - LAP CHART - Donington Park - 30 May 2015**  
 (contd.)

Lap 16			Lap 17			Lap 18			Lap 19			Lap 20		
No	Behind	Laptime	No	Behind	Laptime	No	Behind	Laptime	No	Behind	Laptime	No	Behind	Laptime
10		1:18.639												
55	1 LAP	1:22.713												
31	7.566	1:19.255												
76	1 LAP	1:25.495												
62	1 LAP	1:24.548												
71	18.839	1:19.501												
60	19.821	1:20.640												
57	20.228	1:19.605												
37	23.263	1:18.920												
22	1 LAP	1:24.384												
17	24.939	1:19.731												
15	1 LAP	1:26.676												
8	41.554	1:19.949												
4	43.238	1:21.001												
39	1 LAP	1:25.957												
20	47.592	1:20.293												
81	59.747	1:22.223												
54	1:02.115	1:22.577												
36	1:02.279	1:22.707												
14	1:02.689	1:25.177												
75	1:03.113	1:23.416												
74	2 LAPS	1:33.567												
40	1:07.463	1:21.373												
28	1:08.097	1:21.602												
79	1 LAP	1:18.824												
11	1:14.020	1:26.776												
25	1:20.415	1:22.124												
66	1:20.519	1:23.669												
18	1:20.705	1:22.125												

Weather/Track: Bright/Dry

Donington Park  
 Circuit Length = 1.9790 miles.  
 Start: 15:40 End: 16:01

# HSCC HRSR ByBox Historic Touring Cars

## RACE 6 - QUALIFYING - Donington Park - 30 May 2015

POS	NO	CL	DRIVER	NAT	CAR	TIME	LAPS	GAP	MPH
1	6	K1	Warren BRIGGS		Ford Mustang	1:24.591	9		84.22
2	1	B	Tim DAVIES		Ford Lotus Cortina	1:24.645	11	0.054	84.16
3	12	K1	Gregory THORNTON		Ford Mustang	1:25.209	11	0.618	83.61
4	48	C	Mark DAVIES		Ford Lotus Cortina	1:25.645	10	1.054	83.18
5	66	K3	John AVILL		Ford Lotus Cortina	1:26.008	10	1.417	82.83
6	3	K1	Peter HALLFORD		Ford Mustang	1:26.251	9	1.660	82.60
7	35	K1	Neil BROWN		Ford Mustang	1:26.615	3	2.024	82.25
8	69	C	Bob BULLEN		Ford Anglia 105E	1:27.470	10	2.879	81.45
9	53	K3	Andrea LAZZARI		Ford Lotus Cortina	1:29.212	10	4.621	79.85
10	71	D	Tim HARBER		Austin Mini	1:29.234	10	4.643	79.84
11	55	K4	Tim STANBRIDGE		Morris Cooper S	1:29.336	10	4.745	79.74
12	14	K4	Jon MILICEVIC		Morris Mini Cooper	1:29.565	10	4.974	79.54
13	85	D	Roger GODFREY		Austin Cooper S	1:29.633	10	5.042	79.48
14	87	E	Simon BENOY		Hillman Imp	1:29.727	10	5.136	79.40
15	40	K3	John DAVISON		Ford Lotus Cortina	1:29.875	7	5.284	79.27
16	76	K4	Tom WESTLEY JNR		Austin Mini Cooper S	1:30.109	10	5.518	79.06
17	94	E	Steven PLATTS		Singer Chamois	1:30.475	10	5.884	78.74
18	89	E	Adrian OLIVER		Hillman Imp	1:31.612	10	7.021	77.76
19	15	K1	David LLOYD		Ford Mustang	1:33.985	9	9.394	75.80
20	56	C	David ALEXANDER		Alfa Romeo Sprint GT	1:34.394	9	9.803	75.47
21	81	C	Ed GLAISTER		Ford Anglia 100E	1:35.347	10	10.756	74.72
22	4	K4	Will DICK		Morris Mini	1:35.886	9	11.295	74.30
23	103	K4	Charlie BIRKETT		Mini Cooper S	1:36.353	9	11.762	73.94
24	52	K3	David CABENA		Alfa Romeo Giulia Sprint	1:36.529	9	11.938	73.80
25	82	K4	Gary WRIGHT		Mini Cooper	1:38.821	9	14.230	72.09
26	78	D	Colin FLYNN		Morris Mini Cooper S	1:40.438	9	15.847	70.93
27	102	K4	Theo PAPHITIS		Ford Anglia	1:55.940	8	31.349	61.44

Cars 102 & 103 require working transponders - Regulation Q.12.2.1 refers.  
 Weather/Track: Bright/Dry. Car 53 - transponder working intermittently  
 These results are provisional until the conclusion of any judicial and technical matters.

Donington Park  
 Circuit Length = 1.9790 miles.  
 Start: 11:12 End: 11:25

Clerk of the Course:

Timekeeper:



# HSCC HRSR ByBox Historic Touring Cars

## RACE 6 - QUALIFYING LAP ANALYSIS - Donington Park - 30 May 2015

<b>1</b>	<b>Tim DAVIES</b>	Ford Lotus Cortina
1 - 2:38.842	6 - 1:26.463	11 - 1:25.380
2 - 1:30.807	7 - 1:25.614	
3 - 1:25.994	8 - 1:26.399	
4 - 1:25.872	9 - 1:25.334	
5 - 1:28.751	10 - <b>1:24.645</b>	
<b>3</b>	<b>Peter HALLFORD</b>	Ford Mustang
1 - 2:49.407	6 - 2:59.116	
2 - 1:31.375	7 - 1:26.379	
3 - 1:26.752	8 - <b>1:26.251</b>	
4 - 1:26.996	9 - 1:26.257	
5 - 1:36.883P		
<b>4</b>	<b>Will DICK</b>	Morris Mini
1 - 2:53.952	6 - <b>1:35.886</b>	
2 - 1:47.393	7 - 1:36.166	
3 - 1:39.202	8 - 1:37.427	
4 - 1:37.835	9 - 1:36.857	
5 - 1:36.418		
<b>6</b>	<b>Warren BRIGGS</b>	Ford Mustang
1 - 2:36.938	6 - <b>1:24.591</b>	
2 - 1:31.649	7 - 1:25.106	
3 - 1:26.601	8 - 1:29.859	
4 - 1:25.318	9 - 1:24.933	
5 - 1:25.180		
<b>12</b>	<b>Gregory THORNTON</b>	Ford Mustang
1 - 2:38.797	6 - 1:28.146	11 - 1:34.851P
2 - 1:31.401	7 - 1:25.727	
3 - 1:25.766	8 - 1:26.240	
4 - <b>1:25.209</b>	9 - 1:29.502	
5 - 1:29.361	10 - 1:25.830	
<b>14</b>	<b>Jon MILICEVIC</b>	Morris Mini Cooper
1 - 2:40.227	6 - 1:30.150	
2 - 1:32.383	7 - 1:31.075	
3 - 1:30.814	8 - 1:32.359	
4 - <b>1:29.565</b>	9 - 1:31.441	
5 - 1:29.980	10 - 1:29.765	

Cars 102 & 103 require working transponders - Regulation Q.12.2.1 refers.  
Weather/Track: Bright/Dry. Car 53 - transponder working intermittently

# HSCC HRSR ByBox Historic Touring Cars

## RACE 6 - QUALIFYING LAP ANALYSIS - Donington Park - 30 May 2015

(contd.)

<b>15</b>	<b>David LLOYD</b>	Ford Mustang
1 - 3:00.669	6 - 1:34.690	
2 - 1:49.115	7 - 1:34.469	
3 - 1:37.949	8 - 1:37.770	
4 - 1:35.525	9 - <b>1:33.985</b>	
5 - 1:35.397		
<b>35</b>	<b>Neil BROWN</b>	Ford Mustang
1 - 2:34.167		
2 - 1:33.429		
3 - <b>1:26.615</b>		
<b>40</b>	<b>John DAVISON</b>	Ford Lotus Cortina
1 - 2:42.736	6 - <b>1:29.875</b>	
2 - 1:39.039	7 - 1:36.182P	
3 - 1:30.710		
4 - 1:31.212		
5 - 1:30.428		
<b>48</b>	<b>Mark DAVIES</b>	Ford Lotus Cortina
1 - 2:55.782	6 - 1:26.782	
2 - 1:46.225	7 - <b>1:25.645</b>	
3 - 1:36.640	8 - 1:26.272	
4 - 1:30.463	9 - 1:26.060	
5 - 1:28.067	10 - 1:25.945	
<b>52</b>	<b>David CABENA</b>	Alfa Romeo Giulia Sprint
1 - 2:56.517	6 - 1:37.300	
2 - 1:47.915	7 - 1:38.867	
3 - 1:38.038	8 - <b>1:36.529</b>	
4 - 1:38.236	9 - 1:36.804	
5 - 1:37.303		
<b>53</b>	<b>Andrea LAZZARI</b>	Ford Lotus Cortina
1 - 2:55.084	6 - 1:32.703	
2 - 1:47.661	7 - 1:29.696	
3 - 1:34.101	8 - 1:29.423	
4 - 1:30.680	9 - 1:30.154	
5 - <b>1:29.212</b>	10 - 1:31.530	

Cars 102 & 103 require working transponders - Regulation Q.12.2.1 refers.  
Weather/Track: Bright/Dry. Car 53 - transponder working intermittently

# HSCC HRSR ByBox Historic Touring Cars

## RACE 6 - QUALIFYING LAP ANALYSIS - Donington Park - 30 May 2015

(contd.)

<b>55</b>	<b>Tim STANBRIDGE</b>	Morris Cooper S
1 - 3:02.765	6 - 1:32.018	
2 - 1:41.504	7 - 1:29.705	
3 - 1:32.907	8 - <b>1:29.336</b>	
4 - 1:31.194	9 - 1:34.936	
5 - 1:29.549	10 - 1:31.838	
<b>56</b>	<b>David ALEXANDER</b>	Alfa Romeo Sprint GT
1 - 2:59.175	6 - 1:37.110	
2 - 1:48.205	7 - 1:35.658	
3 - 1:38.504	8 - <b>1:34.394</b>	
4 - 1:36.119	9 - 1:34.752	
5 - 1:37.522		
<b>66</b>	<b>John AVILL</b>	Ford Lotus Cortina
1 - 2:51.965	6 - <b>1:26.008</b>	
2 - 1:35.378	7 - 1:27.375	
3 - 1:28.684	8 - 1:37.221	
4 - 1:28.152	9 - 1:26.714	
5 - 1:26.851	10 - 1:26.480	
<b>69</b>	<b>Bob BULLEN</b>	Ford Anglia 105E
1 - 2:40.338	6 - 1:27.607	
2 - 1:34.748	7 - 1:29.817	
3 - 1:30.924	8 - 1:37.355	
4 - 1:30.744	9 - 1:28.907	
5 - 1:29.252	10 - <b>1:27.470</b>	
<b>71</b>	<b>Tim HARBER</b>	Austin Mini
1 - 2:57.104	6 - 1:29.840	
2 - 1:42.172	7 - 1:29.951	
3 - 1:30.507	8 - <b>1:29.234</b>	
4 - 1:29.802	9 - 1:30.432	
5 - 1:30.343	10 - 1:29.657	
<b>76</b>	<b>Tom WESTLEY JNR</b>	Austin Mini Cooper S
1 - 2:41.421	6 - 1:36.470	
2 - 1:35.236	7 - 1:30.758	
3 - 1:31.015	8 - 1:31.522	
4 - 1:32.748	9 - <b>1:30.109</b>	
5 - 1:31.898	10 - 1:33.743	

Cars 102 & 103 require working transponders - Regulation Q.12.2.1 refers.  
Weather/Track: Bright/Dry. Car 53 - transponder working intermittently

# HSCC HRSR ByBox Historic Touring Cars

## RACE 6 - QUALIFYING LAP ANALYSIS - Donington Park - 30 May 2015

(contd.)

<b>78</b>	<b>Colin FLYNN</b>	Morris Mini Cooper S
1 - 3:02.288	6 - 1:41.962	
2 - 1:51.500	7 - <b>1:40.438</b>	
3 - 1:43.970	8 - 1:41.485	
4 - 1:46.698	9 - 1:42.217	
5 - 1:44.051		
<b>81</b>	<b>Ed GLAISTER</b>	Ford Anglia 100E
1 - 2:44.798	6 - 1:38.369	
2 - 1:39.874	7 - 1:35.858	
3 - 1:35.618	8 - <b>1:35.347</b>	
4 - 1:37.012	9 - 1:35.692	
5 - 1:36.206	10 - 1:37.217	
<b>82</b>	<b>Gary WRIGHT</b>	Mini Cooper
1 - 3:05.759	6 - 1:43.006	
2 - 1:54.457	7 - <b>1:38.821</b>	
3 - 1:45.592	8 - 1:41.191	
4 - 1:44.182	9 - 1:42.725	
5 - 1:43.634		
<b>85</b>	<b>Roger GODFREY</b>	Austin Cooper S
1 - 2:43.921	6 - 1:30.702	
2 - 1:38.309	7 - <b>1:29.633</b>	
3 - 1:32.269	8 - 1:30.268	
4 - 1:31.532	9 - 1:31.005	
5 - 1:31.103	10 - 1:30.442	
<b>87</b>	<b>Simon BENOY</b>	Hillman Imp
1 - 2:32.898	6 - 1:32.860	
2 - 1:37.126	7 - 1:32.708	
3 - 1:29.906	8 - 1:34.484	
4 - <b>1:29.727</b>	9 - 1:31.980	
5 - 1:31.356	10 - 1:42.345P	
<b>89</b>	<b>Adrian OLIVER</b>	Hillman Imp
1 - 2:47.509	6 - 1:34.279	
2 - 1:45.978	7 - 1:31.849	
3 - 1:37.430	8 - <b>1:31.612</b>	
4 - 1:33.999	9 - 1:31.912	
5 - 1:32.706	10 - 1:38.655	

Cars 102 & 103 require working transponders - Regulation Q.12.2.1 refers.  
Weather/Track: Bright/Dry. Car 53 - transponder working intermittently

# HSCC HRSR ByBox Historic Touring Cars

## RACE 6 - QUALIFYING LAP ANALYSIS - Donington Park - 30 May 2015


(contd.)

<b>94</b>	<b>Steven PLATTS</b>	Singer Chamois
1 - 2:42.460	6 - 1:31.574	
2 - 1:40.740	7 - <b>1:30.475</b>	
3 - 1:32.660	8 - 1:32.709	
4 - 1:32.840	9 - 1:35.704	
5 - 1:33.570	10 - 1:36.113	
<b>102</b>	<b>Theo PAPHITIS</b>	Ford Anglia
1 - 2:52.439	6 - 1:59.461	
2 - 2:06.917	7 - <b>1:55.940</b>	
3 - 2:00.795	8 - 2:04.690	
4 - 1:58.367		
5 - 2:01.692		
<b>103</b>	<b>Charlie BIRKETT</b>	Mini Cooper S
1 - 3:07.612	6 - 1:38.711	
2 - 1:51.357	7 - 1:37.109	
3 - 1:39.598	8 - 1:37.084	
4 - 1:46.652	9 - <b>1:36.353</b>	
5 - 1:43.308		

Cars 102 & 103 require working transponders - Regulation Q.12.2.1 refers.  
Weather/Track: Bright/Dry. Car 53 - transponder working intermittently

# HSCC HRSR ByBox Historic Touring Cars

## RACE 6 - GRID - Donington Park - 30 May 2015

ROW 14	102	PAPHITIS	
ROW 13	82	WRIGHT	78 FLYNN
ROW 12	103	BIRKETT	52 CABENA
ROW 11	81	GLAISTER	4 DICK
ROW 10	15	LLOYD	56 ALEXANDER
ROW 9	94	PLATTS	89 OLIVER
ROW 8	40	DAVISON	76 WESTLEY JNR
ROW 7	85	GODFREY	87 BENOY
ROW 6	55	STANBRIDGE	14 MILICEVIC
ROW 5	53	LAZZARI	71 HARBER
ROW 4	35	BROWN	69 BULLEN
ROW 3	66	AVILL	3 HALLFORD
ROW 2	12	THORNTON	48 DAVIES
ROW 1	6	BRIGGS	1 DAVIES
<b>POLE</b>			
			

Cars 102 & 103 require working transponders - Regulation Q.12.2.1 refers.  
 Weather/Track: Bright/Dry. Car 53 - transponder working intermittently  
 These results are provisional until the conclusion of any judicial and technical matters.

Donington Park  
 Circuit Length = 1.9790 miles.  
 Start: 11:12 End: 11:25

Clerk of the Course:		Timekeeper:
----------------------	--	-------------

# HSCC HRSR ByBox Historic Touring Cars

## RACE 6 - CLASSIFICATION - Donington Park - 30 May 2015

POS	NO	CL	DRIVER	NAT	CAR	TIME	LAPS	GAP	MPH	BEST
1	1	B	Tim DAVIES		Ford Lotus Cortina	20:07.831	14		82.48	1:25.108
2	6	K1	Warren BRIGGS		Ford Mustang	20:13.151	14	5.320	82.12	1:25.307
3	35	K1	Neil BROWN		Ford Mustang	20:29.425	14	21.594	81.03	1:24.429
4	3	K1	Peter HALLFORD		Ford Mustang	20:35.003	14	27.172	80.67	1:25.074
5	69	C	Bob BULLEN		Ford Anglia 105E	20:35.867	14	28.036	80.61	1:26.432
6	66	K3	John AVILL		Ford Lotus Cortina	20:58.066	14	50.235	79.19	1:25.415
7	14	K4	Jon MILICEVIC		Morris Mini Cooper	21:02.969	14	55.138	78.88	1:28.026
8	85	D	Roger GODFREY		Austin Cooper S	21:05.629	14	57.798	78.72	1:28.653
9	71	D	Tim HARBER		Austin Mini	21:06.450	14	58.619	78.66	1:28.954
10	87	E	Simon BENOY		Hillman Imp	21:11.558	14	1:03.727	78.35	1:29.178
11	53	K3	Andrea LAZZARI		Ford Lotus Cortina	21:20.324	14	1:12.493	77.81	1:30.052
12	94	E	Steven PLATTS		Singer Chamois	20:12.207	13	1 LAP	76.31	1:30.468
13	15	K1	David LLOYD		Ford Mustang	20:14.767	13	1 LAP	76.15	1:29.700
14	76	K4	Tom WESTLEY JNR		Austin Mini Cooper S	20:18.467	13	1 LAP	75.92	1:31.253
15	4	K4	Will DICK		Morris Mini	20:38.143	13	1 LAP	74.71	1:33.245
16	81	C	Ed GLAISTER		Ford Anglia 100E	20:51.844	13	1 LAP	73.89	1:34.052
17	56	C	David ALEXANDER		Alfa Romeo Sprint GT	20:55.821	13	1 LAP	73.66	1:33.746
18	103	K4	Charlie BIRKETT		Mini Cooper S	21:26.783	13	1 LAP	71.88	1:33.272
19	52	K3	David CABENA		Alfa Romeo Giulia Sprint	21:32.014	13	1 LAP	71.59	1:34.959
20	82	K4	Gary WRIGHT		Mini Cooper	21:39.236	13	1 LAP	71.20	1:35.885
21	78	D	Colin FLYNN		Morris Mini Cooper S	20:19.615	12	2 LAPS	70.00	1:38.404
22	102	K4	Theo PAPHITIS		Ford Anglia	22:10.094	11	3 LAPS	58.83	1:56.287

### NOT CLASSIFIED

48	C	Mark DAVIES	Ford Lotus Cortina	16:15.598	11	D.N.F.	80.21	1:25.016
12	K1	Gregory THORNTON	Ford Mustang	12:14.873	8	D.N.F.	77.40	1:25.910
55	K4	Tim STANBRIDGE	Morris Cooper S	4:34.312	3	D.N.F.	77.50	1:28.399
89	E	Adrian OLIVER	Hillman Imp		0	D.N.F.	N/A	

### FASTEST LAP

35	K1	Neil BROWN	Ford Mustang	1:24.429	3	84.38mph	135.80kph
48	C	Mark DAVIES	Ford Lotus Cortina	1:25.016	4	83.80mph	134.86kph
1	B	Tim DAVIES	Ford Lotus Cortina	1:25.108	8	83.71mph	134.71kph
66	K3	John AVILL	Ford Lotus Cortina	1:25.415	6	83.40mph	134.23kph
14	K4	Jon MILICEVIC	Morris Mini Cooper	1:28.026	2	80.93mph	130.25kph
85	D	Roger GODFREY	Austin Cooper S	1:28.653	5	80.36mph	129.33kph
87	E	Simon BENOY	Hillman Imp	1:29.178	5	79.89mph	128.57kph

**CAR 40 - Non Starter**

**Weather/Track: Cloud/Dry**

**These results are provisional until the conclusion of any judicial and technical matters.**

Donington Park

Circuit Length = 1.9790 miles.

Start: 16:15 End: 16:35

Clerk of the Course:

Timekeeper:

# HSCC HRSR ByBox Historic Touring Cars

## RACE 6 - LAP ANALYSIS - Donington Park - 30 May 2015

<b>1</b>	<b>Tim DAVIES</b>	Ford Lotus Cortina			
1 -	1:29.941	6 -	1:25.333	11 -	1:26.210
2 -	1:25.579	7 -	1:26.341	12 -	1:25.612
3 -	1:25.837	8 -	<b>1:25.108</b>	13 -	1:26.024
4 -	1:26.654	9 -	1:26.024	14 -	1:26.057
5 -	1:26.693	10 -	1:26.418		
<b>3</b>	<b>Peter HALLFORD</b>	Ford Mustang			
1 -	1:37.082	6 -	1:27.191	11 -	1:27.778
2 -	1:25.533	7 -	1:28.749	12 -	1:28.441
3 -	1:25.508	8 -	1:32.961	13 -	1:26.867
4 -	1:26.079	9 -	1:28.845	14 -	1:27.588
5 -	<b>1:25.074</b>	10 -	1:27.307		
<b>4</b>	<b>Will DICK</b>	Morris Mini			
1 -	1:44.671	6 -	1:34.315	11 -	<b>1:33.245</b>
2 -	1:35.109	7 -	1:34.554	12 -	1:34.455
3 -	1:34.257	8 -	1:34.324	13 -	1:34.354
4 -	1:34.187	9 -	1:34.463		
5 -	1:35.243	10 -	1:34.966		
<b>6</b>	<b>Warren BRIGGS</b>	Ford Mustang			
1 -	1:30.286	6 -	1:25.543	11 -	1:25.875
2 -	1:26.092	7 -	1:25.931	12 -	1:26.633
3 -	<b>1:25.307</b>	8 -	1:25.484	13 -	1:26.233
4 -	1:26.602	9 -	1:25.384	14 -	1:28.071
5 -	1:27.093	10 -	1:28.617		
<b>12</b>	<b>Gregory THORNTON</b>	Ford Mustang			
1 -	1:31.134	6 -	1:27.244		
2 -	<b>1:25.910</b>	7 -	1:27.306		
3 -	1:26.105	8 -	2:04.850P		
4 -	1:26.369				
5 -	1:25.955				
<b>14</b>	<b>Jon MILICEVIC</b>	Morris Mini Cooper			
1 -	1:37.083	6 -	1:29.260	11 -	1:30.159
2 -	<b>1:28.026</b>	7 -	1:29.483	12 -	1:30.134
3 -	1:28.634	8 -	1:32.189	13 -	1:29.146
4 -	1:29.091	9 -	1:30.373	14 -	1:29.281
5 -	1:29.471	10 -	1:30.639		

CAR 40 - Non Starter  
Weather/Track: Cloud/Dry



**HSCC HRSR ByBox Historic Touring Cars**  
**RACE 6 - LAP ANALYSIS - Donington Park - 30 May 2015**  
 (contd.)

<b>15</b>	<b>David LLOYD</b>	Ford Mustang
1 - 1:42.951	6 - 1:32.955	11 - 1:32.254
2 - 1:34.637	7 - 1:32.324	12 - <b>1:29.700</b>
3 - 1:32.441	8 - 1:32.678	13 - 1:32.993
4 - 1:33.027	9 - 1:31.342	
5 - 1:33.268	10 - 1:34.197	
<b>35</b>	<b>Neil BROWN</b>	Ford Mustang
1 - 1:33.034	6 - 1:25.854	11 - 1:26.303
2 - 1:25.343	7 - 1:28.298	12 - 1:25.864
3 - <b>1:24.429</b>	8 - 1:26.417	13 - 1:25.309
4 - 1:25.856	9 - 1:24.936	14 - 1:32.704
5 - 1:28.595	10 - 1:36.483	
<b>48</b>	<b>Mark DAVIES</b>	Ford Lotus Cortina
1 - 1:32.154	6 - 1:25.627	11 - 1:46.807P
2 - 1:27.327	7 - 1:28.284	
3 - 1:27.270	8 - 1:26.888	
4 - <b>1:25.016</b>	9 - 1:25.133	
5 - 1:25.586	10 - 1:25.506	
<b>52</b>	<b>David CABENA</b>	Alfa Romeo Giulia Sprint
1 - 1:48.891	6 - 1:40.029	11 - 1:35.912
2 - 1:41.410	7 - 1:42.545	12 - <b>1:34.959</b>
3 - 1:39.987	8 - 1:38.036	13 - 1:35.178
4 - 1:39.853	9 - 1:39.470	
5 - 1:40.118	10 - 1:35.626	
<b>53</b>	<b>Andrea LAZZARI</b>	Ford Lotus Cortina
1 - 1:40.572	6 - 1:30.764	11 - 1:30.244
2 - 1:30.128	7 - 1:30.257	12 - 1:32.053
3 - <b>1:30.052</b>	8 - 1:30.949	13 - 1:30.357
4 - 1:30.070	9 - 1:31.620	14 - 1:30.254
5 - 1:31.658	10 - 1:31.346	
<b>55</b>	<b>Tim STANBRIDGE</b>	Morris Cooper S
1 - 1:37.275		
2 - <b>1:28.399</b>		
3 - 1:28.638		

**HSCC HRSR ByBox Historic Touring Cars**  
**RACE 6 - LAP ANALYSIS - Donington Park - 30 May 2015**  
 (contd.)

<b>56</b>	<b>David ALEXANDER</b>	Alfa Romeo Sprint GT
1 - 1:45.488	6 - <b>1:33.746</b>	11 - 1:35.353
2 - 1:34.981	7 - 1:33.963	12 - 1:34.904
3 - 1:34.688	8 - 1:34.120	13 - 1:35.145
4 - 1:34.098	9 - 1:49.800	
5 - 1:35.518	10 - 1:34.017	
<b>66</b>	<b>John AVILL</b>	Ford Lotus Cortina
1 - 1:34.045	6 - <b>1:25.415</b>	11 - 1:26.345
2 - 1:26.435	7 - 2:06.196	12 - 1:28.197
3 - 1:26.165	8 - 1:26.779	13 - 1:26.670
4 - 1:26.158	9 - 1:26.920	14 - 1:26.851
5 - 1:25.586	10 - 1:26.304	
<b>69</b>	<b>Bob BULLEN</b>	Ford Anglia 105E
1 - 1:34.652	6 - 1:27.157	11 - <b>1:26.432</b>
2 - 1:28.899	7 - 1:27.911	12 - 1:27.775
3 - 1:28.368	8 - 1:29.185	13 - 1:26.946
4 - 1:29.194	9 - 1:27.205	14 - 1:27.866
5 - 1:27.445	10 - 1:26.832	
<b>71</b>	<b>Tim HARBER</b>	Austin Mini
1 - 1:39.556	6 - 1:29.110	11 - 1:30.471
2 - 1:29.024	7 - 1:29.480	12 - 1:29.872
3 - 1:29.066	8 - 1:29.347	13 - 1:31.720
4 - 1:30.012	9 - 1:29.584	14 - 1:29.616
5 - <b>1:28.954</b>	10 - 1:30.638	
<b>76</b>	<b>Tom WESTLEY JNR</b>	Austin Mini Cooper S
1 - 1:45.512	6 - 1:32.883	11 - <b>1:31.253</b>
2 - 1:34.388	7 - 1:32.307	12 - 1:33.720
3 - 1:31.599	8 - 1:32.927	13 - 1:32.421
4 - 1:32.877	9 - 1:32.708	
5 - 1:32.540	10 - 1:33.332	
<b>78</b>	<b>Colin FLYNN</b>	Morris Mini Cooper S
1 - 1:48.361	6 - 1:40.244	11 - 1:40.038
2 - 1:41.173	7 - 1:42.276	12 - 1:42.953
3 - 1:39.605	8 - <b>1:38.404</b>	
4 - 1:39.947	9 - 1:47.508	
5 - 1:40.147	10 - 1:38.959	

CAR 40 - Non Starter  
 Weather/Track: Cloud/Dry

**HSCC HRSR ByBox Historic Touring Cars**  
**RACE 6 - LAP ANALYSIS - Donington Park - 30 May 2015**  
 (contd.)

<b>81</b>	<b>Ed GLAISTER</b>	Ford Anglia 100E
1 - 1:45.463	6 - 1:34.253	11 - 1:36.679
2 - 1:36.139	7 - 1:35.002	12 - 1:34.621
3 - 1:34.804	8 - 1:34.772	13 - 1:34.641
4 - <b>1:34.052</b>	9 - 1:40.203	
5 - 1:35.263	10 - 1:35.952	
<b>82</b>	<b>Gary WRIGHT</b>	Mini Cooper
1 - 1:50.027	6 - 1:41.721	11 - 1:36.484
2 - 1:40.582	7 - 1:41.890	12 - <b>1:35.885</b>
3 - 1:39.915	8 - 1:38.368	13 - 1:36.362
4 - 1:38.791	9 - 1:42.416	
5 - 1:40.244	10 - 1:36.551	
<b>85</b>	<b>Roger GODFREY</b>	Austin Cooper S
1 - 1:39.169	6 - 1:29.150	11 - 1:29.938
2 - 1:29.031	7 - 1:29.810	12 - 1:30.634
3 - 1:29.127	8 - 1:29.336	13 - 1:31.433
4 - 1:29.942	9 - 1:29.680	14 - 1:29.228
5 - <b>1:28.653</b>	10 - 1:30.498	
<b>87</b>	<b>Simon BENOY</b>	Hillman Imp
1 - 1:40.243	6 - 1:29.663	11 - 1:30.469
2 - 1:30.380	7 - 1:29.210	12 - 1:30.374
3 - 1:30.380	8 - 1:30.127	13 - 1:30.004
4 - 1:30.464	9 - 1:30.646	14 - 1:29.765
5 - <b>1:29.178</b>	10 - 1:30.655	
<b>89</b>	<b>Adrian OLIVER</b>	Hillman Imp
<b>94</b>	<b>Steven PLATTS</b>	Singer Chamois
1 - 1:54.661	6 - <b>1:30.468</b>	11 - 1:30.850
2 - 1:34.674	7 - 1:30.985	12 - 1:31.525
3 - 1:30.840	8 - 1:30.527	13 - 1:31.474
4 - 1:30.795	9 - 1:31.712	
5 - 1:32.258	10 - 1:31.438	

**HSCC HRSR ByBox Historic Touring Cars**  
**RACE 6 - LAP ANALYSIS - Donington Park - 30 May 2015**  
 (contd.)

<b>102</b>	<b>Theo PAPHITIS</b>	Ford Anglia
1 - 2:09.957	6 - 2:01.620	11 - 2:12.141 P
2 - 1:59.175	7 - 1:56.468	
3 - 1:59.248	8 - 1:58.896	
4 - 1:57.683	9 - 1:58.020	
5 - <b>1:56.287</b>	10 - 2:00.599	
<b>103</b>	<b>Charlie BIRKETT</b>	Mini Cooper S
1 - 1:50.619	6 - 1:40.907	11 - 1:34.994
2 - 1:39.979	7 - 1:42.269	12 - 1:33.816
3 - 1:38.938	8 - 1:37.260	13 - <b>1:33.272</b>
4 - 1:40.043	9 - 1:39.872	
5 - 1:40.229	10 - 1:34.585	

CAR 40 - Non Starter  
 Weather/Track: Cloud/Dry

# HSCC HRSR ByBox Historic Touring Cars

## RACE 6 - LAP CHART - Donington Park - 30 May 2015

Lap 1			Lap 2			Lap 3			Lap 4			Lap 5		
No	Behind	Laptime	No	Behind	Laptime	No	Behind	Laptime	No	Behind	Laptime	No	Behind	Laptime
1		1:29.941	1		1:25.579	1		1:25.837	1		1:26.654	1		1:26.693
6	0.345	1:30.286	6	0.858	1:26.092	6	0.328	1:25.307	6	0.276	1:26.602	6	0.676	1:27.093
12	1.193	1:31.134	12	1.524	1:25.910	35	1.449	1:24.429	35	0.651	1:25.856	12	0.769	1:25.955
48	2.213	1:32.154	35	2.857	1:25.343	12	1.792	1:26.105	12	1.507	1:26.369	35	2.553	1:28.595
35	3.093	1:33.034	48	3.961	1:27.327	66	5.288	1:26.165	48	3.756	1:25.016	48	2.649	1:25.586
66	4.104	1:34.045	66	4.960	1:26.435	48	5.394	1:27.270	66	4.792	1:26.158	66	3.685	1:25.586
69	4.711	1:34.652	3	7.095	1:25.533	3	6.766	1:25.508	3	6.191	1:26.079	3	4.572	1:25.074
3	7.141	1:37.082	69	8.031	1:28.899	69	10.562	1:28.368	69	13.102	1:29.194	69	13.854	1:27.445
14	7.142	1:37.083	14	9.589	1:28.026	14	12.386	1:28.634	14	14.823	1:29.091	14	17.601	1:29.471
55	7.334	1:37.275	55	10.154	1:28.399	55	12.955	1:28.638	85	19.258	1:29.942	85	21.218	1:28.653
85	9.228	1:39.169	85	12.680	1:29.031	85	15.970	1:29.127	71	19.647	1:30.012	71	21.908	1:28.954
71	9.615	1:39.556	71	13.060	1:29.024	71	16.289	1:29.066	102	1 LAP	1:59.248	87	25.941	1:29.178
87	10.302	1:40.243	87	15.103	1:30.380	53	19.395	1:30.052	53	22.811	1:30.070	53	27.776	1:31.658
53	10.631	1:40.572	53	15.180	1:30.128	87	19.646	1:30.380	87	23.456	1:30.464	15	41.620	1:33.268
15	13.010	1:42.951	15	22.068	1:34.637	15	28.672	1:32.441	15	35.045	1:33.027	76	42.212	1:32.540
4	14.730	1:44.671	4	24.260	1:35.109	76	30.142	1:31.599	76	36.365	1:32.877	94	48.524	1:32.258
81	15.522	1:45.463	76	24.380	1:34.388	4	32.680	1:34.257	4	40.213	1:34.187	4	48.763	1:35.243
56	15.547	1:45.488	56	24.949	1:34.981	56	33.800	1:34.688	56	41.244	1:34.098	56	50.069	1:35.518
76	15.571	1:45.512	81	26.082	1:36.139	81	35.049	1:34.804	81	42.447	1:34.052	81	51.017	1:35.263
78	18.420	1:48.361	94	33.815	1:34.674	94	38.818	1:30.840	94	42.959	1:30.795	102	1 LAP	1:57.683
52	18.950	1:48.891	78	34.014	1:41.173	78	47.782	1:39.605	78	1:01.075	1:39.947	78	1:14.529	1:40.147
82	20.086	1:50.027	52	34.781	1:41.410	103	48.179	1:38.938	82	1:01.304	1:38.791	82	1:14.855	1:40.244
103	20.678	1:50.619	82	35.089	1:40.582	52	48.931	1:39.987	103	1:01.568	1:40.043	103	1:15.104	1:40.229
94	24.720	1:54.661	103	35.078	1:39.979	82	49.167	1:39.915	52	1:02.130	1:39.853	52	1:15.555	1:40.118
102	40.016	2:09.957	102	1:13.612	1:59.175									

CAR 40 - Non Starter  
Weather/Track: Cloud/Dry

www.mstworld.com

Page 1 of 3

Donington Park  
Circuit Length = 1.9790 miles.  
Start: 16:15 End: 16:35

Printed - 16:38 Saturday, 30 May 2015

**HSCC HRSR ByBox Historic Touring Cars**  
**RACE 6 - LAP CHART - Donington Park - 30 May 2015**  
 (contd.)

Lap 6			Lap 7			Lap 8			Lap 9			Lap 10		
No	Behind	Laptime	No	Behind	Laptime	No	Behind	Laptime	No	Behind	Laptime	No	Behind	Laptime
1		1:25.333	1		1:26.341	1		1:25.108	1		1:26.024	1		1:26.418
6	0.886	1:25.543	6	0.476	1:25.931	6	0.852	1:25.484	6	0.212	1:25.384	6	2.411	1:28.617
12	2.680	1:27.244	78	1 LAP	1:40.244	35	6.340	1:26.417	35	5.252	1:24.936	48	4.863	1:25.506
48	2.943	1:25.627	12	3.645	1:27.306	48	6.666	1:26.888	48	5.775	1:25.133	81	1 LAP	1:40.203
35	3.074	1:25.854	52	1 LAP	1:40.029	3	16.691	1:32.961	3	19.512	1:28.845	56	1 LAP	1:49.800
66	3.767	1:25.415	103	1 LAP	1:40.907	78	1 LAP	1:42.276	69	22.506	1:27.205	35	15.317	1:36.483
3	6.430	1:27.191	48	4.886	1:28.284	69	21.325	1:29.185	78	1 LAP	1:38.404	3	20.401	1:27.307
69	15.678	1:27.157	82	1 LAP	1:41.721	103	1 LAP	1:42.269	103	1 LAP	1:37.260	69	22.920	1:26.832
14	21.528	1:29.260	35	5.031	1:28.298	52	1 LAP	1:42.545	52	1 LAP	1:38.036	14	40.321	1:30.639
85	25.035	1:29.150	3	8.838	1:28.749	82	1 LAP	1:41.890	82	1 LAP	1:38.368	85	40.468	1:30.498
71	25.685	1:29.110	69	17.248	1:27.911	14	31.751	1:32.189	14	36.100	1:30.373	71	40.843	1:30.638
87	30.271	1:29.663	14	24.670	1:29.483	102	2 LAPS	2:01.620	85	36.388	1:29.680	66	46.075	1:26.304
53	33.207	1:30.764	85	28.504	1:29.810	85	32.732	1:29.336	71	36.623	1:29.584	103	1 LAP	1:39.872
15	49.242	1:32.955	71	28.824	1:29.480	71	33.063	1:29.347	87	42.781	1:30.646	52	1 LAP	1:39.470
76	49.762	1:32.883	87	33.140	1:29.210	87	38.159	1:30.127	66	46.189	1:26.920	87	47.018	1:30.655
94	53.659	1:30.468	53	37.123	1:30.257	12	43.387	2:04.850P	53	48.560	1:31.620	82	1 LAP	1:42.416
4	57.745	1:34.315	66	43.622	2:06.196	53	42.964	1:30.949	102	2 LAPS	1:56.468	53	53.488	1:31.346
56	58.482	1:33.746	15	55.225	1:32.324	66	45.293	1:26.779	15	1:08.113	1:31.342	78	1 LAP	1:47.508
81	59.937	1:34.253	76	55.728	1:32.307	15	1:02.795	1:32.678	94	1:09.410	1:31.712	94	1:14.430	1:31.438
102	1 LAP	1:56.287	94	58.303	1:30.985	76	1:03.547	1:32.927	76	1:10.231	1:32.708	15	1:15.892	1:34.197
			4	1:05.958	1:34.554	94	1:03.722	1:30.527	4	1:23.613	1:34.463	76	1:17.145	1:33.332
			56	1:06.104	1:33.963	56	1:15.116	1:34.120						
			81	1:08.598	1:35.002	4	1:15.174	1:34.324						
						81	1:18.262	1:34.772						

CAR 40 - Non Starter  
 Weather/Track: Cloud/Dry

Donington Park  
 Circuit Length = 1.9790 miles.  
 Start: 16:15 End: 16:35

**HSCC HRSR ByBox Historic Touring Cars**  
**RACE 6 - LAP CHART - Donington Park - 30 May 2015**  
 (contd.)

Lap 11			Lap 12			Lap 13			Lap 14			Lap 15		
No	Behind	Laptime	No	Behind	Laptime	No	Behind	Laptime	No	Behind	Laptime	No	Behind	Laptime
1		1:26.210	1		1:25.612	1		1:26.024	1		1:26.057			
6	2.076	1:25.875	6	3.097	1:26.633	15	1 LAP	1:29.700	94	1 LAP	1:31.474			
4	1 LAP	1:34.966	4	1 LAP	1:33.245	6	3.306	1:26.233	6	5.320	1:28.071			
102	3 LAPS	1:58.896	35	15.662	1:25.864	76	1 LAP	1:33.720	15	1 LAP	1:32.993			
35	15.410	1:26.303	3	24.798	1:28.441	35	14.947	1:25.309	76	1 LAP	1:32.421			
81	1 LAP	1:35.952	69	25.305	1:27.775	4	1 LAP	1:34.455	78	2 LAPS	1:42.953			
56	1 LAP	1:34.017	81	1 LAP	1:36.679	3	25.641	1:26.867	35	21.594	1:32.704			
3	21.969	1:27.778	56	1 LAP	1:35.353	69	26.227	1:26.946	3	27.172	1:27.588			
69	23.142	1:26.432	102	3 LAPS	1:58.020	81	1 LAP	1:34.621	69	28.036	1:27.866			
48	25.460	1:46.807P	14	48.792	1:30.134	56	1 LAP	1:34.904	4	1 LAP	1:34.354			
85	44.196	1:29.938	66	48.795	1:28.197	66	49.441	1:26.670	81	1 LAP	1:34.641			
14	44.270	1:30.159	85	49.218	1:30.634	14	51.914	1:29.146	56	1 LAP	1:35.145			
71	45.104	1:30.471	71	49.364	1:29.872	85	54.627	1:31.433	66	50.235	1:26.851			
66	46.210	1:26.345	87	56.039	1:30.374	71	55.060	1:31.720	14	55.138	1:29.281			
87	51.277	1:30.469	103	1 LAP	1:34.994	87	1:00.019	1:30.004	85	57.798	1:29.228			
103	1 LAP	1:34.585	53	1:03.963	1:32.053	53	1:08.296	1:30.357	71	58.619	1:29.616			
52	1 LAP	1:35.626	52	1 LAP	1:35.912	103	1 LAP	1:33.816	87	1:03.727	1:29.765			
53	57.522	1:30.244	82	1 LAP	1:36.484	52	1 LAP	1:34.959	53	1:12.493	1:30.254			
82	1 LAP	1:36.551	78	1 LAP	1:40.038	102	3 LAPS	2:00.599	103	1 LAP	1:33.272			
78	1 LAP	1:38.959	94	1:24.983	1:31.525	82	1 LAP	1:35.885	52	1 LAP	1:35.178			
94	1:19.070	1:30.850							82	1 LAP	1:36.362			
15	1:21.936	1:32.254							102	3 LAPS	2:12.141P			
76	1:22.188	1:31.253												

CAR 40 - Non Starter  
 Weather/Track: Cloud/Dry

Donington Park  
 Circuit Length = 1.9790 miles.  
 Start: 16:15 End: 16:35

# Guards Trophy Championship

## RACE 7 - QUALIFYING - Donington Park - 30 May 2015

POS	NO	CL	DRIVER(S)	CAR	TIME	LAPS	GAP	MPH
1	4	srD	Kirkaldy/O'Connell	Chevron B8	1:13.907	17		96.39
2	18	srC	Bartell/Grant	Elva Mk7S	1:17.099	19	3.192	92.40
3	15	srF	Ferrao	Ford GT40	1:17.169	16	3.262	92.32
4	39	srD	Taylor	Chevron B8	1:17.570	18	3.663	91.84
5	6	srD	Thompson/McClurg	Chevron B6	1:18.649	18	4.742	90.58
6	42	srD	Colman/Colman	Chevron B8	1:18.878	18	4.971	90.32
7	32	srD	Allison	Chevron B8	1:18.940	17	5.033	90.25
8	16	srD	Nelson	Chevron B8	1:19.152	15	5.245	90.00
9	25	srB	Hibberd/Hibberd	Lotus 23B	1:19.279	18	5.372	89.86
10	77	D	Gardiner/Cox	TVR Griffith	1:20.029	18	6.122	89.02
11	103	srB	Bernberg/McKenna	Elva Mk7	1:20.914	18	7.007	88.04
12	118	srF	Taylor/Wareing	McLaren M1B	1:21.691	16	7.784	87.21
13	26	A	Davison	Lotus Elan 26R	1:22.187	14	8.280	86.68
14	30	A	Halstead/McPherson	Lotus Elan S1	1:22.601	7	8.694	86.25
15	93	srD	Douglas	Ginetta G16	1:22.802	15	8.895	86.04
16	41	srE	Casey	Lenham P69	1:23.213	18	9.306	85.61
17	98	D	Kivlochan	TVR Griffith 400	1:23.339	18	9.432	85.48
18	24	D	Dod/Dod	TVR Griffith 400	1:23.734	15	9.827	85.08
19	105	srD	Godfrey	Ginetta G12	1:25.551	18	11.644	83.27
20	21	I	Wright	Ford GT40	1:25.721	16	11.814	83.11
21	22	I	Birkett	Ford GT40	1:25.933	16	12.026	82.90
22	94	B	Bentley	MG B	1:27.496	17	13.589	81.42
23	64	B	Richardson	MG B	1:29.066	17	15.159	79.99
24	90	D	Winter/Fowler	Porsche 911	1:29.441	16	15.534	79.65
25	66	A	Adams/Griffin	Lotus Elan	1:29.545	16	15.638	79.56
26	172	B	Loader	MG B	1:29.872	15	15.965	79.27
27	17	C	Farrell/Gate	Jaguar E-type	1:32.724	11	18.817	76.83
28	73	B	Lillywhite	MG B	1:36.597	16	22.690	73.75
29	36	srB	Garside	Lotus 23B	1:38.477	2	24.570	72.34
30	7	B	Nagamatsu	Porsche Speedster	1:43.651	15	29.744	68.73

Car 118 requires a working transponder - Regulation Q.12.2.1 refers.

Weather/Track: Bright/Dry Car 6 - transponder intermittent

These results are provisional until the conclusion of any judicial and technical matters.

Donington Park

Circuit Length = 1.9790 miles.

Start: 11:35 End: 12:00

Clerk of the Course:		Timekeeper:
----------------------	--	-------------



# Guards Trophy Championship

## RACE 7 - QUALIFYING LAP ANALYSIS - Donington Park - 30 May 2015

<b>4</b>	<b>Kirkaldy/O'Connell</b>	Chevron B8		
1 - X:00.000	6 - 1:15.700	11 - 1:15.592	16 - 1:15.654	
2 - 1:33.487P	7 - 1:16.099	12 - 1:14.256	17 - <b>1:13.907</b>	
3 - 2:34.619	8 - 1:14.215	13 - 1:16.040		
4 - 1:17.081	9 - 1:26.739P	14 - 1:14.436		
5 - 1:16.023	10 - 3:51.720	15 - 1:14.192		
<b>6</b>	<b>Thompson/McClurg</b>	Chevron B6		
1 - X:00.000	6 - 1:22.750	11 - 1:19.742	16 - 1:24.721	
2 - 1:32.267	7 - 1:22.866	12 - 1:20.715	17 - 1:20.840	
3 - 1:24.862	8 - 1:21.250	13 - 1:19.476	18 - <b>1:18.649</b>	
4 - 1:25.720	9 - 1:27.333P	14 - 1:21.076		
5 - 1:23.937	10 - 2:27.867	15 - 1:20.112		
<b>7</b>	<b>Nagamatsu</b>	Porsche Speedster		
1 - X:00.000	6 - 1:46.027	11 - 1:44.024		
2 - 1:53.211	7 - 1:49.088	12 - 1:47.310		
3 - 1:48.531	8 - 1:44.965	13 - <b>1:43.651</b>		
4 - 1:46.667	9 - 1:44.148	14 - 1:50.339		
5 - 1:48.146	10 - 1:46.345	15 - 1:47.537		
<b>15</b>	<b>Ferrao</b>	Ford GT40		
1 - X:00.000	6 - 1:23.947	11 - 1:19.261	16 - 1:19.582	
2 - 1:21.466	7 - 1:18.429	12 - 1:18.362		
3 - 1:20.697	8 - 1:18.073	13 - 1:27.364P		
4 - 1:18.916	9 - 1:18.183	14 - 3:35.224		
5 - 1:19.647	10 - 1:20.957	15 - <b>1:17.169</b>		
<b>16</b>	<b>Nelson</b>	Chevron B8		
1 - X:00.000	6 - 1:21.409	11 - 1:23.422		
2 - 1:29.413	7 - 1:21.517	12 - 1:36.950P		
3 - 1:24.074	8 - 1:36.649P	13 - 4:52.650		
4 - 1:23.672	9 - 3:04.659	14 - 1:20.860		
5 - 1:22.315	10 - 1:22.082	15 - <b>1:19.152</b>		
<b>17</b>	<b>Farrell/Gate</b>	Jaguar E-type		
1 - X:00.000P	6 - 4:39.751	11 - 1:34.252		
2 - 2:15.725	7 - 1:36.082			
3 - 1:38.532	8 - <b>1:32.724</b>			
4 - 1:35.918	9 - 1:36.536P			
5 - 1:39.782P	10 - 5:42.582			

Car 118 requires a working transponder - Regulation Q.12.2.1 refers.  
Weather/Track: Bright/Dry Car 6 - transponder intermittent

# Guards Trophy Championship

## RACE 7 - QUALIFYING LAP ANALYSIS - Donington Park - 30 May 2015

(contd.)

<b>18</b>	<b>Bartell/Grant</b>	Elva Mk7S	
1 - X:00.000	6 - 1:23.068	11 - 1:18.102	16 - 1:19.974
2 - 1:26.933	7 - 1:27.653P	12 - 1:20.848	17 - 1:18.205
3 - 1:22.130	8 - 2:34.776	13 - 1:19.590	18 - <b>1:17.099</b>
4 - 1:21.370	9 - 1:19.881	14 - 1:18.149	19 - 1:18.930
5 - 1:19.314	10 - 1:18.940	15 - 1:19.828	
<b>21</b>	<b>Wright</b>	Ford GT40	
1 - X:00.000	6 - 1:29.298	11 - 1:28.658	16 - <b>1:25.721</b>
2 - 1:31.669	7 - 1:27.114	12 - 1:54.835	
3 - 1:31.589	8 - 1:29.609	13 - 1:27.861	
4 - 1:30.149	9 - 1:28.975	14 - 1:27.458	
5 - 1:28.900	10 - 1:31.771	15 - 1:28.167	
<b>22</b>	<b>Birkett</b>	Ford GT40	
1 - X:00.000	6 - 1:28.419	11 - 1:29.612	16 - <b>1:25.933</b>
2 - 1:33.906	7 - 1:28.503	12 - 1:27.305	
3 - 1:30.056	8 - 1:29.639	13 - 1:28.502	
4 - 1:30.661	9 - 1:29.108	14 - 1:28.440	
5 - 1:29.681	10 - 1:31.957	15 - 1:28.993	
<b>24</b>	<b>Dod/Dod</b>	TVR Griffith 400	
1 - X:00.000	6 - 1:25.541	11 - 1:26.378	
2 - 1:28.910	7 - <b>1:23.734</b>	12 - 1:27.076	
3 - 1:27.265	8 - 1:29.814P	13 - 1:23.841	
4 - 1:27.134	9 - 3:16.307	14 - 1:23.772	
5 - 1:26.275	10 - 1:27.582	15 - 1:41.751P	
<b>25</b>	<b>Hibberd/Hibberd</b>	Lotus 23B	
1 - X:00.000	6 - 1:20.669	11 - 1:22.263	16 - <b>1:19.279</b>
2 - 1:28.901	7 - 1:21.295	12 - 1:22.110	17 - 1:20.805
3 - 1:26.866	8 - 1:20.009	13 - 1:19.286	18 - 1:20.332
4 - 1:23.108	9 - 1:27.936P	14 - 1:20.912	
5 - 1:21.524	10 - 2:41.857	15 - 1:20.386	
<b>26</b>	<b>Davison</b>	Lotus Elan 26R	
1 - X:00.000	6 - 1:25.123	11 - 1:23.626	
2 - 1:30.795	7 - 1:23.602	12 - 1:23.727	
3 - 1:31.384	8 - 1:30.423	13 - <b>1:22.187</b>	
4 - 1:28.443	9 - 1:23.974	14 - 1:41.365P	
5 - 1:37.315	10 - 1:23.317		

Car 118 requires a working transponder - Regulation Q.12.2.1 refers.  
Weather/Track: Bright/Dry Car 6 - transponder intermittent

# Guards Trophy Championship

## RACE 7 - QUALIFYING LAP ANALYSIS - Donington Park - 30 May 2015

(contd.)

<b>30</b>	<b>Halstead/McPherson</b>	Lotus Elan S1			
1 - X:00.000	6 - <b>1:22.601</b>				
2 - 1:27.954	7 - 1:46.497P				
3 - 1:26.480					
4 - 1:32.531					
5 - 1:22.765					
<b>32</b>	<b>Allison</b>	Chevron B8			
1 - X:00.000	6 - 1:21.213	11 - 1:20.806	16 - 1:19.425		
2 - 1:29.522	7 - 1:34.861P	12 - 1:19.773	17 - 1:36.545P		
3 - 1:24.011	8 - 4:29.414	13 - 1:21.861			
4 - 1:21.929	9 - 1:20.815	14 - 1:19.079			
5 - 1:22.304	10 - 1:19.883	15 - <b>1:18.940</b>			
<b>36</b>	<b>Garside</b>	Lotus 23B			
1 - X:00.000					
2 - <b>1:38.477</b>					
<b>39</b>	<b>Taylor</b>	Chevron B8			
1 - X:00.000	6 - 1:18.364	11 - 1:18.955	16 - 1:26.189P		
2 - 1:30.421	7 - 1:18.877	12 - 1:18.241	17 - 3:55.685		
3 - 1:23.467	8 - 1:18.922	13 - 1:19.024	18 - 1:19.764		
4 - 1:22.741	9 - 1:19.837	14 - 1:21.806			
5 - 1:23.060	10 - 1:18.788	15 - <b>1:17.570</b>			
<b>41</b>	<b>Casey</b>	Lenham P69			
1 - X:00.000	6 - 1:27.313	11 - 1:24.975	16 - 1:25.119		
2 - 1:38.948	7 - 1:27.876	12 - 1:24.298	17 - <b>1:23.213</b>		
3 - 1:33.361	8 - 1:25.640	13 - 1:25.682	18 - 1:26.237		
4 - 1:31.603	9 - 1:23.555	14 - 1:23.891			
5 - 1:29.502	10 - 1:24.815	15 - 1:23.988			
<b>42</b>	<b>Colman/Colman</b>	Chevron B8			
1 - X:00.000	6 - 1:20.171	11 - 1:20.334	16 - 1:21.169		
2 - 1:38.644	7 - 1:19.629	12 - 1:19.084	17 - 1:19.779		
3 - 1:27.913	8 - 1:30.394P	13 - <b>1:18.878</b>	18 - 1:20.819		
4 - 1:23.101	9 - 2:48.607	14 - 1:22.968			
5 - 1:22.076	10 - 1:21.735	15 - 1:19.586			

Car 118 requires a working transponder - Regulation Q.12.2.1 refers.  
Weather/Track: Bright/Dry Car 6 - transponder intermittent

# Guards Trophy Championship

## RACE 7 - QUALIFYING LAP ANALYSIS - Donington Park - 30 May 2015

(contd.)

<b>64</b>	<b>Richardson</b>			MG B
1 - X:00.000	6 - 1:29.118	11 - 1:31.151	16 - 1:29.534	
2 - 1:44.560	7 - 1:29.554	12 - 1:29.273	17 - 2:15.620P	
3 - 1:34.413	8 - 1:30.041	13 - <b>1:29.066</b>		
4 - 1:30.252	9 - 1:32.015	14 - 1:29.756		
5 - 1:30.222	10 - 1:29.278	15 - 1:29.225		
<b>66</b>	<b>Adams/Griffin</b>			Lotus Elan
1 - X:00.000	6 - 1:30.496	11 - 1:34.682	16 - 1:32.729	
2 - 1:36.315	7 - <b>1:29.545</b>	12 - 1:35.673		
3 - 1:32.545	8 - 1:45.928P	13 - 1:33.210		
4 - 1:29.620	9 - 3:42.167	14 - 1:33.447		
5 - 1:34.981	10 - 1:34.299	15 - 1:32.691		
<b>73</b>	<b>Lillywhite</b>			MG B
1 - X:00.000	6 - 1:40.571	11 - 1:38.727	16 - 1:37.994	
2 - 1:52.630	7 - 1:39.798	12 - 1:37.685		
3 - 1:40.944	8 - 1:37.516	13 - 1:38.480		
4 - 1:40.145	9 - 1:38.509	14 - 1:38.419		
5 - 1:38.943	10 - 1:37.781	15 - <b>1:36.597</b>		
<b>77</b>	<b>Gardiner/Cox</b>			TVR Griffith
1 - X:00.000	6 - 1:25.470	11 - 1:24.143	16 - 1:31.889	
2 - 1:25.428	7 - 1:20.932	12 - 1:22.715	17 - <b>1:20.029</b>	
3 - 1:23.678	8 - 1:32.442P	13 - 1:27.722	18 - 1:45.290P	
4 - 1:22.723	9 - 2:53.690	14 - 1:21.170		
5 - 1:22.109	10 - 1:21.618	15 - 1:22.192		
<b>90</b>	<b>Winter/Fowler</b>			Porsche 911
1 - X:00.000	6 - 1:31.091	11 - 1:31.159	16 - 1:29.798	
2 - 1:36.349	7 - 1:39.904P	12 - 1:30.299		
3 - 1:33.444	8 - 3:16.582	13 - 1:29.777		
4 - 1:38.887	9 - 1:34.404	14 - 1:31.356		
5 - 1:33.625	10 - 1:33.102	15 - <b>1:29.441</b>		
<b>93</b>	<b>Douglas</b>			Ginetta G16
1 - X:00.000	6 - 3:41.288	11 - 1:25.816		
2 - 1:37.982	7 - 1:26.038	12 - <b>1:22.802</b>		
3 - 1:29.231	8 - 1:27.657	13 - 1:24.489		
4 - 1:26.870	9 - 1:25.525	14 - 1:26.901		
5 - 1:51.158P	10 - 1:26.703	15 - 1:23.691		

Car 118 requires a working transponder - Regulation Q.12.2.1 refers.  
Weather/Track: Bright/Dry Car 6 - transponder intermittent

# Guards Trophy Championship

## RACE 7 - QUALIFYING LAP ANALYSIS - Donington Park - 30 May 2015

(contd.)


<b>94</b>	<b>Bentley</b>			<b>MG B</b>
1 - X:00.000	6 - 1:29.384	11 - 1:28.590	16 - 1:29.058	
2 - 1:41.808	7 - 1:30.941	12 - 1:27.966	17 - 1:31.569	
3 - 1:37.138	8 - 1:31.501	13 - 1:29.246		
4 - 1:30.220	9 - 1:34.194	14 - 1:29.236		
5 - 1:29.018	10 - 1:33.331	15 - <b>1:27.496</b>		
<b>98</b>	<b>Kivlochan</b>			<b>TVR Griffith 400</b>
1 - X:00.000	6 - 1:26.299	11 - 1:23.698	16 - <b>1:23.339</b>	
2 - 1:38.253	7 - 1:29.567	12 - 1:24.220	17 - 1:24.189	
3 - 1:33.539	8 - 1:26.928	13 - 1:23.989	18 - 1:26.111	
4 - 1:28.130	9 - 1:25.781	14 - 1:25.199		
5 - 1:26.581	10 - 1:28.568	15 - 1:24.174		
<b>103</b>	<b>Bernberg/McKenna</b>			<b>Elva Mk7</b>
1 - X:00.000	6 - 1:25.091	11 - 1:24.691	16 - 1:21.680	
2 - 1:34.896	7 - 1:26.372	12 - 1:21.642	17 - 1:24.214	
3 - 1:27.381	8 - 1:24.350	13 - 1:21.203	18 - 1:23.059	
4 - 1:26.511	9 - 1:30.976P	14 - 1:21.804		
5 - 1:25.331	10 - 2:22.077	15 - <b>1:20.914</b>		
<b>105</b>	<b>Godfrey</b>			<b>Ginetta G12</b>
1 - X:00.000	6 - 1:28.248	11 - <b>1:25.551</b>	16 - 1:36.281	
2 - 1:47.771	7 - 1:28.600	12 - 1:27.735	17 - 1:26.054	
3 - 1:34.603	8 - 1:30.922	13 - 1:26.906	18 - 1:29.167	
4 - 1:30.630	9 - 1:26.819	14 - 1:28.408		
5 - 1:31.991	10 - 1:27.090	15 - 1:26.046		
<b>118</b>	<b>Taylor/Wareing</b>			<b>McLaren M1B</b>
1 - X:00.000	6 - 1:29.278	11 - 1:22.799	16 - 1:27.497	
2 - 1:42.658	7 - 1:38.235P	12 - 1:23.125		
3 - 1:36.968	8 - 4:15.869	13 - 1:23.231		
4 - 1:31.140	9 - 1:24.597	14 - 1:23.685		
5 - 1:30.560	10 - 1:22.683	15 - <b>1:21.691</b>		
<b>172</b>	<b>Loader</b>			<b>MG B</b>
1 - X:00.000	6 - 1:32.278	11 - 1:31.457		
2 - 1:43.888	7 - 1:32.381	12 - <b>1:29.872</b>		
3 - 1:37.104	8 - 1:36.810	13 - 1:34.692		
4 - 1:41.840P	9 - 1:31.150	14 - 1:34.694		
5 - 4:12.414	10 - 1:30.654	15 - 1:32.522		

Car 118 requires a working transponder - Regulation Q.12.2.1 refers.  
Weather/Track: Bright/Dry Car 6 - transponder intermittent

Donington Park  
Circuit Length = 1.9790 miles.  
Start: 11:35 End: 12:00

# Guards Trophy Championship

## RACE 7 - GRID - Donington Park - 30 May 2015

ROW 15	36	Garside	7	Nagamatsu
ROW 14	17	Farrell/Gate	73	Lillywhite
ROW 13	66	Adams/Griffin	172	Loader
ROW 12	64	Richardson	90	Winter/Fowler
ROW 11	22	Birkett	94	Bentley
ROW 10	105	Godfrey	21	Wright
ROW 9	98	Kivlochan	24	Dod/Dod
ROW 8	93	Douglas	41	Casey
ROW 7	26	Davison	30	Halstead/McPherson
ROW 6	103	Bernberg/McKenna	118	Taylor/Wareing
ROW 5	25	Hibberd/Hibberd	77	Gardiner/Cox
ROW 4	32	Allison	16	Nelson
ROW 3	6	Thompson/McClurg	42	Colman/Colman
ROW 2	15	Ferrao	39	Taylor
ROW 1	4	Kirkaldy/O'Connell	18	Bartell/Grant
<b>POLE</b>				
				

Car 118 requires a working transponder - Regulation Q.12.2.1 refers.

Weather/Track: Bright/Dry Car 6 - transponder intermittent

These results are provisional until the conclusion of any judicial and technical matters.

Donington Park

Circuit Length = 1.9790 miles.

Start: 11:35 End: 12:00

Clerk of the Course:

Timekeeper:

# Guards Trophy Championship

## RACE 7 - CLASSIFICATION - Donington Park - 30 May 2015

POS	NO	CL	DRIVER(S)	CAR	TIME	LAPS	GAP	MPH	BEST
1	4	srD	O'Connell	Chevron B8	41:03.458	31		89.60	1:14.164
2	15	srF	Ferrao	Ford GT40	41:08.090	30	1 LAP	86.55	1:17.213
3	32	srD	Allison	Chevron B8	41:14.390	30	1 LAP	86.33	1:17.507
4	18	srC	Bartell/Grant	Elva Mk7S	41:23.135	30	1 LAP	86.02	1:17.706
5	6	srD	Thompson/McClurg	Chevron B6	41:36.933	30	1 LAP	85.55	1:18.073
6	41	srE	Casey	Lenham P69	42:07.498	30	1 LAP	84.51	1:18.382
7	25	srB	Hibberd/Hibberd	Lotus 23B	42:10.498	30	1 LAP	84.41	1:18.615
8	16	srD	Nelson	Chevron B8	41:44.410	29	2 LAPS	82.45	1:20.266
9	93	srD	Douglas	Ginetta G16	41:44.953	29	2 LAPS	82.43	1:21.260
10	77	D	Gardiner/Cox	TVR Griffith	41:48.706	29	2 LAPS	82.31	1:21.582
11	36	srB	Garside	Lotus 23B	42:09.474	29	2 LAPS	81.63	1:21.362
12	26	A	Davison	Lotus Elan 26R	41:19.541	28	3 LAPS	80.40	1:22.998
13	118	srF	Taylor/Wareing	McLaren M1B	41:25.165	28	3 LAPS	80.22	1:19.874
14	98	D	Kivlochan	TVR Griffith 400	41:34.689	28	3 LAPS	79.91	1:23.549
15	105	srD	Godfrey	Ginetta G12	41:54.259	28	3 LAPS	79.29	1:24.804
16	24	D	Dod/Dod	TVR Griffith 400	42:06.239	28	3 LAPS	78.92	1:23.128
17	39	srD	Taylor	Chevron B8	37:25.554	27	4 LAPS	85.61	1:17.481
18	94	B	Bentley	MG B	42:07.182	27	4 LAPS	76.07	1:27.607
19	64	B	Richardson	MG B	42:09.474	27	4 LAPS	76.00	1:28.152
20	66	A	Griffin/Adams	Lotus Elan	42:15.898	27	4 LAPS	75.81	1:27.445
21	172	B	Loader	MG B	41:13.818	26	5 LAPS	74.83	1:29.231
22	90	B	Winter/Fowler	Porsche 911	41:49.642	26	5 LAPS	73.76	1:29.612
23	17	C	Gate/Farrell	Jaguar E-type	42:09.332	26	5 LAPS	73.19	1:28.694
24	103	srB	Bernberg/McKenna	Elva Mk7	36:51.741	25	6 LAPS	80.47	1:20.551
25	73	B	Lillywhite	MG B	41:53.225	25	6 LAPS	70.82	1:33.193
26	7	B	Nagamatsu	Porsche Speedster	41:47.246	23	8 LAPS	65.31	1:40.586
27	22	I	Birkett/Wright	Ford GT40	41:48.010	22	9 LAPS	62.45	1:25.159

### NOT CLASSIFIED

42	srD	Colman/Colman	Chevron B8	24:31.513	18	D.N.F.	87.07	1:17.214
----	-----	---------------	------------	-----------	----	--------	-------	----------

### FASTEST LAP

4	srD	O'Connell	Chevron B8	1:14.164	25	96.06mph	154.59kph
15	srF	Ferrao	Ford GT40	1:17.213	8	92.26mph	148.49kph
18	srC	Bartell/Grant	Elva Mk7S	1:17.706	23	91.68mph	147.55kph
41	srE	Casey	Lenham P69	1:18.382	28	90.89mph	146.27kph
25	srB	Hibberd/Hibberd	Lotus 23B	1:18.615	26	90.62mph	145.84kph
77	D	Gardiner/Cox	TVR Griffith	1:21.582	17	87.32mph	140.54kph
26	A	Davison	Lotus Elan 26R	1:22.998	24	85.83mph	138.14kph
22	I	Birkett/Wright	Ford GT40	1:25.159	10	83.66mph	134.63kph
94	B	Bentley	MG B	1:27.607	20	81.32mph	130.87kph
17	C	Gate/Farrell	Jaguar E-type	1:28.694	9	80.32mph	129.27kph

Weather/Track: Cloud/Dry

These results are provisional until the conclusion of any judicial and technical matters.

Donington Park  
Circuit Length = 1.9790 miles.  
Start: 16:50 End: 17:31

Clerk of the Course:	Timekeeper:
----------------------	-------------

# Guards Trophy Championship

## RACE 7 - LAP ANALYSIS - Donington Park - 30 May 2015

<b>4</b>	<b>O'Connell</b>	Chevron B8											
1 -	1:21.218	6 -	1:18.315	11 -	1:15.770	16 -	1:20.076P	21 -	1:18.279	26 -	1:16.822	31 -	1:16.192
2 -	1:15.924	7 -	1:16.321	12 -	1:16.344	17 -	2:37.639	22 -	1:15.614	27 -	1:17.062		
3 -	1:16.061	8 -	1:18.102	13 -	1:16.833	18 -	1:15.715	23 -	1:14.638	28 -	1:16.476		
4 -	1:17.829	9 -	1:16.904	14 -	1:17.207	19 -	1:15.795	24 -	1:15.708	29 -	1:15.802		
5 -	1:15.864	10 -	1:17.327	15 -	1:16.836	20 -	1:14.992	25 -	<b>1:14.164</b>	30 -	1:21.629		
<b>6</b>	<b>Thompson/McClurg</b>	Chevron B6											
1 -	1:26.537	6 -	1:21.402	11 -	1:19.551	16 -	1:19.298	21 -	1:18.976	26 -	<b>1:18.073</b>		
2 -	1:21.317	7 -	1:21.009	12 -	1:20.194	17 -	1:20.560	22 -	1:18.281	27 -	1:22.015		
3 -	1:20.933	8 -	1:22.192	13 -	1:23.956P	18 -	1:19.965	23 -	1:18.461	28 -	1:20.851		
4 -	1:21.416	9 -	1:23.287	14 -	2:37.298	19 -	1:18.740	24 -	1:19.973	29 -	1:20.208		
5 -	1:21.385	10 -	1:21.245	15 -	1:19.422	20 -	1:20.353	25 -	1:18.782	30 -	1:21.253		
<b>7</b>	<b>Nagamatsu</b>	Porsche Speedster											
1 -	1:51.666	6 -	1:45.130	11 -	1:41.745	16 -	1:40.613	21 -	1:41.545				
2 -	1:43.927	7 -	1:48.137	12 -	1:43.840	17 -	<b>1:40.586</b>	22 -	1:45.537				
3 -	1:46.442	8 -	1:53.093P	13 -	1:42.826	18 -	1:48.637	23 -	1:41.626				
4 -	1:47.397	9 -	3:20.257	14 -	1:45.022	19 -	1:43.653						
5 -	1:45.715	10 -	1:45.631	15 -	1:43.264	20 -	1:40.957						
<b>15</b>	<b>Ferrao</b>	Ford GT40											
1 -	1:28.706	6 -	1:18.989	11 -	1:19.176	16 -	1:19.098	21 -	1:19.023	26 -	1:19.348		
2 -	1:20.535	7 -	1:18.334	12 -	1:19.979	17 -	1:20.374	22 -	1:19.624	27 -	1:18.461		
3 -	1:20.419	8 -	<b>1:17.213</b>	13 -	1:18.418	18 -	1:22.089P	23 -	1:18.911	28 -	1:18.007		
4 -	1:19.826	9 -	1:17.710	14 -	1:19.803	19 -	2:42.112	24 -	1:18.042	29 -	1:19.339		
5 -	1:18.779	10 -	1:18.143	15 -	1:17.574	20 -	1:19.910	25 -	1:20.165	30 -	1:19.983		
<b>16</b>	<b>Nelson</b>	Chevron B8											
1 -	1:27.310	6 -	1:20.517	11 -	1:23.170	16 -	1:20.819	21 -	1:21.228	26 -	1:22.572		
2 -	1:21.092	7 -	1:20.309	12 -	1:23.030	17 -	1:21.562	22 -	1:21.313	27 -	1:22.644		
3 -	1:21.665	8 -	1:21.204	13 -	1:21.513	18 -	1:21.049	23 -	1:20.957	28 -	1:23.080		
4 -	1:20.449	9 -	2:00.845	14 -	1:27.806P	19 -	1:25.677	24 -	1:21.094	29 -	1:25.464		
5 -	<b>1:20.266</b>	10 -	1:22.159	15 -	2:42.611	20 -	1:21.563	25 -	1:21.442				
<b>17</b>	<b>Gate/Farrell</b>	Jaguar E-type											
1 -	1:44.362	6 -	1:28.903	11 -	1:30.516	16 -	3:58.573	21 -	1:32.137	26 -	1:28.942		
2 -	1:30.865	7 -	1:29.759	12 -	1:29.629	17 -	1:33.321	22 -	1:31.494				
3 -	1:30.797	8 -	1:29.208	13 -	1:29.129	18 -	1:33.521	23 -	1:35.455				
4 -	1:30.571	9 -	<b>1:28.694</b>	14 -	1:29.543	19 -	1:33.993	24 -	1:32.116				
5 -	1:30.052	10 -	1:29.210	15 -	1:36.764P	20 -	1:31.963	25 -	1:29.815				

Weather/Track: Cloud/Dry

www.mstworld.com

Page 1 of 5

Donington Park  
Circuit Length = 1.9790 miles.  
Start: 16:50 End: 17:31

Printed - 17:35 Saturday, 30 May 2015



# Guards Trophy Championship

## RACE 7 - LAP ANALYSIS - Donington Park - 30 May 2015

(contd.)

<b>18</b>	<b>Bartell/Grant</b>	Elva Mk7S				
1 - 1:26.365	6 - 1:19.695	11 - 1:18.937	16 - 2:41.435	21 - 1:17.911	26 - 1:19.303	
2 - 1:22.546	7 - 1:22.222	12 - 1:19.662	17 - 1:20.992	22 - 1:17.790	27 - 1:19.880	
3 - 1:21.401	8 - 1:21.521	13 - 1:18.688	18 - 1:18.362	23 - <b>1:17.706</b>	28 - 1:19.077	
4 - 1:21.611	9 - 1:22.698	14 - 1:18.387	19 - 1:17.767	24 - 1:18.358	29 - 1:20.061	
5 - 1:21.748	10 - 1:20.032	15 - 1:22.644P	20 - 1:18.614	25 - 1:18.959	30 - 1:18.763	
<b>22</b>	<b>Birkett/Wright</b>	Ford GT40				
1 - 1:41.241	6 - 1:29.716	11 - 1:25.896	16 - 1:41.806	21 - 1:45.687		
2 - 2:02.626	7 - 1:26.987	12 - 1:25.989	17 - 1:37.782	22 - 1:42.921		
3 - 1:26.890	8 - 1:28.660	13 - 1:26.062	18 - 1:45.585			
4 - 1:27.766	9 - 1:26.964	14 - 1:33.571P	19 - 1:41.256			
5 - 1:29.129	10 - <b>1:25.159</b>	15 - 8:34.204	20 - 1:42.113			
<b>24</b>	<b>Dod/Dod</b>	TVR Griffith 400				
1 - 1:36.781	6 - 1:26.673	11 - 1:26.463	16 - <b>1:23.128</b>	21 - 1:24.017	26 - 1:34.807	
2 - 1:26.650	7 - 1:27.077	12 - 1:29.444P	17 - 1:23.716	22 - 1:30.195	27 - 1:26.215	
3 - 1:27.517	8 - 1:25.486	13 - 2:49.370	18 - 1:24.412	23 - 1:26.336	28 - 1:27.174	
4 - 1:27.599	9 - 1:25.627	14 - 1:24.917	19 - 1:24.050	24 - 1:24.068		
5 - 1:26.012	10 - 1:34.041	15 - 1:23.260	20 - 1:26.352	25 - 1:34.852		
<b>25</b>	<b>Hibberd/Hibberd</b>	Lotus 23B				
1 - 1:27.797	6 - 1:20.907	11 - 1:21.283	16 - 1:25.483P	21 - 1:20.311	26 - <b>1:18.615</b>	
2 - 1:22.744	7 - 1:20.226	12 - 1:22.208	17 - 2:40.570	22 - 1:21.530	27 - 1:20.924	
3 - 1:20.199	8 - 1:21.809	13 - 1:22.050	18 - 1:23.347	23 - 1:21.763	28 - 1:19.014	
4 - 1:21.296	9 - 1:25.338	14 - 1:23.581	19 - 1:22.990	24 - 1:20.382	29 - 1:19.330	
5 - 1:22.077	10 - 1:21.215	15 - 1:21.994	20 - 1:19.924	25 - 1:19.286	30 - 1:22.305	
<b>26</b>	<b>Davison</b>	Lotus Elan 26R				
1 - 1:35.807	6 - 1:27.041	11 - 2:42.688	16 - 1:25.861	21 - 1:25.641	26 - 1:24.177	
2 - 1:28.442	7 - 1:25.547	12 - 1:25.011	17 - 1:24.705	22 - 1:24.732	27 - 1:27.285	
3 - 1:29.095	8 - 1:25.683	13 - 1:23.559	18 - 1:23.474	23 - 1:23.634	28 - 1:25.252	
4 - 1:26.886	9 - 1:25.136	14 - 1:23.398	19 - 1:25.276	24 - <b>1:22.998</b>		
5 - 1:26.565	10 - 1:31.401P	15 - 1:23.399	20 - 1:23.077	25 - 1:23.771		
<b>32</b>	<b>Allison</b>	Chevron B8				
1 - 1:26.840	6 - 1:20.514	11 - 1:21.187	16 - 1:19.134	21 - 1:19.551	26 - 1:21.449	
2 - 1:19.706	7 - 1:18.739	12 - 1:20.441	17 - 1:26.097P	22 - 1:19.940	27 - 1:19.526	
3 - 1:18.015	8 - 1:19.377	13 - 1:18.371	18 - 2:34.979	23 - 1:19.323	28 - 1:18.787	
4 - 1:18.264	9 - <b>1:17.507</b>	14 - 1:19.891	19 - 1:20.945	24 - 1:19.297	29 - 1:20.450	
5 - 1:18.468	10 - 1:18.394	15 - 1:18.931	20 - 1:20.523	25 - 1:20.736	30 - 1:19.008	

Weather/Track: Cloud/Dry

www.mstworld.com

Page 2 of 5

Donington Park  
Circuit Length = 1.9790 miles.  
Start: 16:50 End: 17:31

Printed - 17:35 Saturday, 30 May 2015

# Guards Trophy Championship

## RACE 7 - LAP ANALYSIS - Donington Park - 30 May 2015

(contd.)

<b>36</b>	<b>Garside</b>	Lotus 23B				
1 - 1:40.237	6 - 1:24.684	11 - 1:22.207	16 - 1:30.429P	21 - 1:21.896	26 - 1:21.782	
2 - 1:25.038	7 - 1:23.199	12 - 1:22.708	17 - 2:44.824	22 - 1:21.376	27 - 1:22.873	
3 - 1:27.546	8 - 1:22.869	13 - <b>1:21.362</b>	18 - 1:24.881	23 - 1:23.053	28 - 1:22.658	
4 - 1:25.904	9 - 1:23.842	14 - 1:21.439	19 - 1:24.560	24 - 1:23.107	29 - 1:24.732	
5 - 1:25.544	10 - 1:22.587	15 - 1:25.941	20 - 1:23.840	25 - 1:24.356		
<b>39</b>	<b>Taylor</b>	Chevron B8				
1 - 1:25.558	6 - 1:20.702	11 - 1:20.799	16 - 1:19.826	21 - 1:19.907	26 - 1:19.764	
2 - 1:18.872	7 - 1:19.181	12 - 1:19.606	17 - 1:21.373	22 - 1:21.803	27 - 1:28.688	
3 - 1:19.044	8 - 1:18.038	13 - 1:18.981	18 - 1:19.546	23 - 1:23.925P		
4 - 1:18.765	9 - <b>1:17.481</b>	14 - 1:19.773	19 - 1:19.657	24 - 2:32.099		
5 - 1:19.450	10 - 1:19.156	15 - 1:18.103	20 - 1:23.192	25 - 1:22.265		
<b>41</b>	<b>Casey</b>	Lenham P69				
1 - 1:30.982	6 - 1:21.117	11 - 1:22.968	16 - 1:20.659	21 - 1:19.579	26 - 1:18.792	
2 - 1:21.758	7 - 1:21.003	12 - 1:18.869	17 - 1:22.275	22 - 1:19.814	27 - 1:20.771	
3 - 1:22.252	8 - 1:21.251	13 - 1:20.962	18 - 1:23.205	23 - 1:21.203	28 - <b>1:18.382</b>	
4 - 1:22.199	9 - 1:30.279P	14 - 1:19.390	19 - 1:24.882	24 - 1:19.508	29 - 1:18.746	
5 - 1:22.612	10 - 2:42.853	15 - 1:20.291	20 - 1:20.559	25 - 1:19.190	30 - 1:21.147	
<b>42</b>	<b>Colman/Colman</b>	Chevron B8				
1 - 1:29.770	6 - 1:19.572	11 - 1:19.206	16 - 1:17.982			
2 - 1:21.339	7 - 1:19.667	12 - 1:17.898	17 - 1:18.182			
3 - 1:19.768	8 - 1:20.831	13 - 1:19.379	18 - 1:30.492P			
4 - 1:20.093	9 - 1:40.268	14 - <b>1:17.214</b>				
5 - 1:21.911	10 - 1:19.589	15 - 1:18.352				
<b>64</b>	<b>Richardson</b>	MG B				
1 - 1:44.010	6 - 1:30.508	11 - 1:29.336	16 - 1:28.490	21 - 1:32.268	26 - <b>1:28.152</b>	
2 - 1:32.757	7 - 1:29.038	12 - 1:31.752P	17 - 1:29.430	22 - 1:30.456	27 - 1:31.896	
3 - 1:31.983	8 - 1:31.267	13 - 2:48.661	18 - 1:29.114	23 - 1:28.500		
4 - 1:31.825	9 - 1:28.523	14 - 1:32.881	19 - 1:28.746	24 - 1:30.983		
5 - 1:32.071	10 - 1:29.729	15 - 1:28.442	20 - 1:28.908	25 - 1:29.748		
<b>66</b>	<b>Griffin/Adams</b>	Lotus Elan				
1 - 1:39.231	6 - 1:27.985	11 - 1:28.444	16 - 1:33.929	21 - 1:36.051	26 - 1:29.669	
2 - 1:28.084	7 - 1:28.352	12 - 1:27.884	17 - 1:31.100	22 - 1:32.923	27 - 1:30.682	
3 - 1:28.344	8 - 1:29.454	13 - 1:31.402P	18 - 1:32.804	23 - 1:32.584		
4 - 1:27.750	9 - 1:28.089	14 - 2:57.268	19 - 1:31.408	24 - 1:30.533		
5 - <b>1:27.445</b>	10 - 1:27.550	15 - 1:31.108	20 - 1:35.633	25 - 1:30.192		

Weather/Track: Cloud/Dry

www.mstworld.com

Page 3 of 5

Donington Park  
Circuit Length = 1.9790 miles.  
Start: 16:50 End: 17:31

Printed - 17:35 Saturday, 30 May 2015

# Guards Trophy Championship

## RACE 7 - LAP ANALYSIS - Donington Park - 30 May 2015

(contd.)

<b>73</b>	<b>Lillywhite</b>	MG B				
1 - 1:46.656	6 - 1:37.098	11 - 1:43.801P	16 - 1:36.744	21 - 1:35.639		
2 - 1:36.746	7 - 1:36.760	12 - 3:01.647	17 - 1:35.805	22 - <b>1:33.193</b>		
3 - 1:36.401	8 - 1:36.110	13 - 1:37.746	18 - 1:37.874	23 - 1:34.673		
4 - 1:36.601	9 - 1:40.872	14 - 1:36.189	19 - 1:34.446	24 - 1:35.357		
5 - 1:38.933	10 - 1:36.364	15 - 1:35.922	20 - 1:34.068	25 - 1:37.580		
<b>77</b>	<b>Gardiner/Cox</b>	TVR Griffith				
1 - 1:29.213	6 - 1:22.335	11 - 1:24.234	16 - 1:21.613	21 - 1:23.049	26 - 1:24.220	
2 - 1:22.870	7 - 1:21.865	12 - 1:22.492	17 - <b>1:21.582</b>	22 - 1:24.578	27 - 1:23.601	
3 - 1:22.522	8 - 1:21.792	13 - 1:22.879	18 - 1:22.297	23 - 1:25.351	28 - 1:25.902	
4 - 1:23.119	9 - 1:24.437	14 - 1:26.589P	19 - 1:22.790	24 - 1:26.125	29 - 1:28.848	
5 - 1:23.321	10 - 1:22.972	15 - 2:38.100	20 - 1:24.627	25 - 1:25.383		
<b>90</b>	<b>Winter/Fowler</b>	Porsche 911				
1 - 1:41.471	6 - 1:34.089	11 - 1:32.165	16 - 1:33.571	21 - 1:30.656	26 - 1:31.614	
2 - 1:32.594	7 - 1:33.086	12 - 1:35.877P	17 - 1:29.896	22 - <b>1:29.612</b>		
3 - 1:32.369	8 - 1:34.223	13 - 3:21.356	18 - 1:31.408	23 - 1:31.033		
4 - 1:33.321	9 - 1:32.577	14 - 1:31.240	19 - 1:30.492	24 - 1:31.875		
5 - 1:32.250	10 - 1:31.744	15 - 1:31.469	20 - 1:30.004	25 - 1:29.650		
<b>93</b>	<b>Douglas</b>	Ginetta G16				
1 - 1:32.184	6 - 1:21.427	11 - 1:24.881	16 - 1:22.901	21 - 1:23.032	26 - 1:22.836	
2 - <b>1:21.260</b>	7 - 1:21.909	12 - 1:22.423	17 - 1:25.215	22 - 1:22.391	27 - 1:21.622	
3 - 1:21.926	8 - 1:21.414	13 - 1:21.412	18 - 1:22.608	23 - 1:21.608	28 - 1:22.919	
4 - 1:22.748	9 - 1:23.447	14 - 1:29.547P	19 - 1:25.352	24 - 1:22.987	29 - 1:26.004	
5 - 1:22.781	10 - 1:23.581	15 - 2:48.315	20 - 1:24.585	25 - 1:21.638		
<b>94</b>	<b>Bentley</b>	MG B				
1 - 1:40.558	6 - 1:29.173	11 - 2:54.111	16 - 1:29.458	21 - 1:32.773	26 - 1:28.172	
2 - 1:35.769	7 - 1:28.575	12 - 1:29.274	17 - 1:28.666	22 - 1:30.131	27 - 1:29.231	
3 - 1:30.486	8 - 1:32.905	13 - 1:31.301	18 - 1:28.525	23 - 1:29.171		
4 - 1:33.403	9 - 1:28.316	14 - 1:28.422	19 - 1:27.824	24 - 1:30.475		
5 - 1:31.472	10 - 1:33.209P	15 - 1:28.451	20 - <b>1:27.607</b>	25 - 1:29.724		
<b>98</b>	<b>Kivlochan</b>	TVR Griffith 400				
1 - 1:37.794	6 - 1:26.421	11 - 1:26.527	16 - 2:47.840	21 - <b>1:23.549</b>	26 - 1:23.583	
2 - 1:27.266	7 - 1:26.917	12 - 1:27.622	17 - 1:25.406	22 - 1:25.243	27 - 1:24.162	
3 - 1:27.740	8 - 1:24.920	13 - 1:24.305	18 - 1:26.035	23 - 1:24.311	28 - 1:25.128	
4 - 1:26.810	9 - 1:25.675	14 - 1:25.143	19 - 1:24.078	24 - 1:26.649		
5 - 1:25.828	10 - 1:27.300	15 - 1:30.152P	20 - 1:23.963	25 - 1:24.322		

Weather/Track: Cloud/Dry

www.mstworld.com

Page 4 of 5

Donington Park  
Circuit Length = 1.9790 miles.  
Start: 16:50 End: 17:31

Printed - 17:35 Saturday, 30 May 2015

# Guards Trophy Championship

## RACE 7 - LAP ANALYSIS - Donington Park - 30 May 2015

(contd.)

<b>103</b>	<b>Bernberg/McKenna</b>					Elva Mk7
1 - 1:33.227	6 - 1:24.884	11 - 1:24.784	16 - 1:23.601	21 - 1:21.068		
2 - 1:38.976	7 - 1:27.394	12 - 1:24.072	17 - 1:21.174	22 - <b>1:20.551</b>		
3 - 1:24.354	8 - 1:24.934	13 - 1:22.515	18 - 1:21.600	23 - 1:21.126		
4 - 1:25.253	9 - 1:26.168	14 - 1:25.699P	19 - 1:22.116	24 - 1:21.098		
5 - 1:25.383	10 - 1:26.876	15 - 2:43.529	20 - 1:21.565	25 - 1:39.794P		
<b>105</b>	<b>Godfrey</b>					Ginetta G12
1 - 1:38.536	6 - 1:26.852	11 - 1:25.529	16 - 1:25.647	21 - 1:24.809	26 - 1:25.353	
2 - 1:28.090	7 - 1:25.408	12 - 1:33.256P	17 - 1:25.834	22 - 1:25.911	27 - 1:25.237	
3 - 1:27.675	8 - 1:26.467	13 - 2:51.296	18 - 1:25.155	23 - 1:28.117	28 - 1:25.064	
4 - 1:26.639	9 - 1:25.222	14 - 1:24.871	19 - 1:25.556	24 - 1:27.293		
5 - 1:26.627	10 - 1:27.886	15 - 1:24.838	20 - <b>1:24.804</b>	25 - 1:26.287		
<b>118</b>	<b>Taylor/Wareing</b>					McLaren M1B
1 - 1:36.191	6 - 1:26.956	11 - 1:27.614	16 - 1:21.120	21 - 1:20.945	26 - 1:22.191	
2 - 1:26.684	7 - 1:25.384	12 - 1:36.211P	17 - 1:20.507	22 - 1:24.438	27 - 1:23.655	
3 - 1:27.592	8 - 1:25.842	13 - 3:15.030	18 - 1:21.629	23 - 1:21.146	28 - <b>1:19.874</b>	
4 - 1:27.444	9 - 1:25.628	14 - 1:22.957	19 - 1:21.924	24 - 1:23.992		
5 - 1:25.980	10 - 1:25.605	15 - 1:22.849	20 - 1:21.545	25 - 1:24.232		
<b>172</b>	<b>Loader</b>					MG B
1 - 1:42.996	6 - 1:32.922	11 - 2:54.118	16 - 1:31.534	21 - 1:30.642	26 - 1:29.844	
2 - 1:33.197	7 - 1:33.077	12 - 1:30.498	17 - 1:30.313	22 - <b>1:29.231</b>		
3 - 1:32.228	8 - 1:35.017	13 - 1:30.734	18 - 1:29.772	23 - 1:30.554		
4 - 1:32.014	9 - 1:32.204	14 - 1:30.856	19 - 1:30.846	24 - 1:31.751		
5 - 1:33.087	10 - 1:34.970P	15 - 1:31.151	20 - 1:30.625	25 - 1:29.637		

Weather/Track: Cloud/Dry

www.mstworld.com

Page 5 of 5

Donington Park  
Circuit Length = 1.9790 miles.  
Start: 16:50 End: 17:31

Printed - 17:35 Saturday, 30 May 2015

# Guards Trophy Championship

## RACE 7 - LAP CHART - Donington Park - 30 May 2015

Lap 1			Lap 2			Lap 3			Lap 4			Lap 5		
No	Behind	Laptime	No	Behind	Laptime	No	Behind	Laptime	No	Behind	Laptime	No	Behind	Laptime
4		1:21.218	4		1:15.924	4		1:16.061	4		1:17.829	4		1:15.864
39	4.340	1:25.558	39	7.288	1:18.872	39	10.271	1:19.044	7	1 LAP	1:46.442	73	1 LAP	1:36.601
18	5.147	1:26.365	32	9.404	1:19.706	32	11.358	1:18.015	39	11.207	1:18.765	22	1 LAP	1:27.766
6	5.319	1:26.537	6	10.712	1:21.317	6	15.584	1:20.933	32	11.793	1:18.264	32	14.397	1:18.468
32	5.622	1:26.840	16	11.260	1:21.092	15	16.457	1:20.419	15	18.454	1:19.826	39	14.793	1:19.450
16	6.092	1:27.310	18	11.769	1:22.546	16	16.864	1:21.665	6	19.171	1:21.416	15	21.369	1:18.779
25	6.579	1:27.797	15	12.099	1:20.535	18	17.109	1:21.401	16	19.484	1:20.449	16	23.886	1:20.266
15	7.488	1:28.706	25	13.399	1:22.744	25	17.537	1:20.199	42	19.938	1:20.093	6	24.692	1:21.385
77	7.995	1:29.213	42	13.967	1:21.339	42	17.674	1:19.768	18	20.891	1:21.611	42	25.985	1:21.911
42	8.552	1:29.770	77	14.941	1:22.870	77	21.402	1:22.522	25	21.004	1:21.296	18	26.775	1:21.748
41	9.764	1:30.982	41	15.598	1:21.758	41	21.789	1:22.252	41	26.159	1:22.199	25	27.217	1:22.077
93	10.966	1:32.184	93	16.302	1:21.260	93	22.167	1:21.926	77	26.692	1:23.119	41	32.907	1:22.612
103	12.009	1:33.227	118	25.733	1:26.684	118	37.264	1:27.592	93	27.086	1:22.748	93	34.003	1:22.781
26	14.589	1:35.807	24	26.289	1:26.650	24	37.745	1:27.517	118	46.879	1:27.444	77	34.149	1:23.321
118	14.973	1:36.191	26	27.107	1:28.442	98	39.597	1:27.740	24	47.515	1:27.599	7	1 LAP	1:47.397
24	15.563	1:36.781	98	27.918	1:27.266	36	39.618	1:27.546	36	47.693	1:25.904	118	56.995	1:25.980
98	16.576	1:37.794	36	28.133	1:25.038	26	40.141	1:29.095	98	48.578	1:26.810	36	57.373	1:25.544
105	17.318	1:38.536	105	29.484	1:28.090	105	41.098	1:27.675	26	49.198	1:26.886	24	57.663	1:26.012
66	18.013	1:39.231	66	30.173	1:28.084	66	42.456	1:28.344	105	49.908	1:26.639	98	58.542	1:25.828
36	19.019	1:40.237	103	35.061	1:38.976	103	43.354	1:24.354	103	50.778	1:25.253	26	59.899	1:26.565
94	19.340	1:40.558	90	36.923	1:32.594	17	52.821	1:30.797	66	52.377	1:27.750	103	1:00.297	1:25.383
22	20.023	1:41.241	17	38.085	1:30.865	90	53.231	1:32.369	17	1:05.563	1:30.571	105	1:00.671	1:26.627
90	20.253	1:41.471	172	39.051	1:33.197	94	53.610	1:30.486	90	1:08.723	1:33.321	66	1:03.958	1:27.445
172	21.778	1:42.996	94	39.185	1:35.769	172	55.218	1:32.228	94	1:09.184	1:33.403			
64	22.792	1:44.010	64	39.625	1:32.757	64	55.547	1:31.983	172	1:09.403	1:32.014			
17	23.144	1:44.362	73	46.260	1:36.746	73	1:06.600	1:36.401	64	1:09.543	1:31.825			
73	25.438	1:46.656	7	58.451	1:43.927	22	1:17.554	1:26.890						
7	30.448	1:51.666	22	1:06.725	2:02.626									

Weather/Track: Cloud/Dry

www.mstworld.com

Page 1 of 7

Donington Park  
Circuit Length = 1.9790 miles.  
Start: 16:50 End: 17:31

Printed - 17:35 Saturday, 30 May 2015

# Guards Trophy Championship

## RACE 7 - LAP CHART - Donington Park - 30 May 2015

(contd.)

Lap 6			Lap 7			Lap 8			Lap 9			Lap 10		
No	Behind	Laptime	No	Behind	Laptime	No	Behind	Laptime	No	Behind	Laptime	No	Behind	Laptime
4		1:18.315	4		1:16.321	4		1:18.102	4		1:16.904	4		1:17.327
17	1 LAP	1:30.052	17	1 LAP	1:28.903	105	1 LAP	1:25.408	118	1 LAP	1:25.842	36	1 LAP	1:23.842
94	1 LAP	1:31.472	32	19.014	1:18.739	66	1 LAP	1:28.352	98	1 LAP	1:24.920	73	2 LAPS	1:36.110
90	1 LAP	1:32.250	94	1 LAP	1:29.173	39	19.976	1:18.038	24	1 LAP	1:25.486	118	1 LAP	1:25.628
64	1 LAP	1:32.071	39	20.040	1:19.181	32	20.289	1:19.377	103	1 LAP	1:24.934	98	1 LAP	1:25.675
172	1 LAP	1:33.087	64	1 LAP	1:30.508	7	2 LAPS	1:45.130	26	1 LAP	1:25.683	24	1 LAP	1:25.627
32	16.596	1:20.514	15	24.056	1:18.334	15	23.167	1:17.213	105	1 LAP	1:26.467	26	1 LAP	1:25.136
39	17.180	1:20.702	90	1 LAP	1:34.089	17	1 LAP	1:29.759	66	1 LAP	1:29.454	103	1 LAP	1:26.168
15	22.043	1:18.989	172	1 LAP	1:32.922	94	1 LAP	1:28.575	39	20.553	1:17.481	105	1 LAP	1:25.222
22	1 LAP	1:29.129	16	30.076	1:20.309	64	1 LAP	1:29.038	32	20.892	1:17.507	32	21.959	1:18.394
16	26.088	1:20.517	42	30.588	1:19.667	16	33.178	1:21.204	15	23.973	1:17.710	39	22.382	1:19.156
42	27.242	1:19.572	6	32.467	1:21.009	42	33.317	1:20.831	17	1 LAP	1:29.208	15	24.789	1:18.143
6	27.779	1:21.402	25	33.714	1:20.226	6	36.557	1:22.192	6	42.940	1:23.287	66	1 LAP	1:28.089
18	28.155	1:19.695	18	34.056	1:22.222	25	37.421	1:21.809	18	43.269	1:22.698	18	45.974	1:20.032
25	29.809	1:20.907	22	1 LAP	1:29.716	18	37.475	1:21.521	94	1 LAP	1:32.905	6	46.858	1:21.245
73	1 LAP	1:38.933	41	40.391	1:21.003	90	1 LAP	1:33.086	25	45.855	1:25.338	17	1 LAP	1:28.694
41	35.709	1:21.117	93	42.703	1:21.909	172	1 LAP	1:33.077	64	1 LAP	1:31.267	25	49.743	1:21.215
93	37.115	1:21.427	77	43.713	1:21.865	41	43.540	1:21.251	7	2 LAPS	1:48.137	94	1 LAP	1:28.316
77	38.169	1:22.335	73	1 LAP	1:37.098	22	1 LAP	1:26.987	93	52.558	1:23.447	64	1 LAP	1:28.523
36	1:03.742	1:24.684	36	1:10.620	1:23.199	93	46.015	1:21.414	77	54.936	1:24.437	93	58.812	1:23.581
118	1:05.636	1:26.956	118	1:14.699	1:25.384	77	47.403	1:21.792	41	56.915	1:30.279P	42	58.943	1:19.589
24	1:06.021	1:26.673	24	1:16.777	1:27.077	73	1 LAP	1:36.760	22	1 LAP	1:28.660	77	1:00.581	1:22.972
98	1:06.648	1:26.421	98	1:17.244	1:26.917	36	1:15.387	1:22.869	42	56.681	1:40.268	22	1 LAP	1:26.964
103	1:06.866	1:24.884	26	1:17.851	1:25.547				90	1 LAP	1:34.223	90	1 LAP	1:32.577
26	1:08.625	1:27.041	103	1:17.939	1:27.394				172	1 LAP	1:35.017	172	1 LAP	1:32.204
105	1:09.208	1:26.852							16	1:17.119	2:00.845			
7	1 LAP	1:45.715												
66	1:13.628	1:27.985												

Weather/Track: Cloud/Dry

www.mstworld.com

Page 2 of 7

Donington Park  
Circuit Length = 1.9790 miles.  
Start: 16:50 End: 17:31

Printed - 17:35 Saturday, 30 May 2015

# Guards Trophy Championship

## RACE 7 - LAP CHART - Donington Park - 30 May 2015

(contd.)

Lap 11			Lap 12			Lap 13			Lap 14			Lap 15		
No	Behind	Laptime	No	Behind	Laptime	No	Behind	Laptime	No	Behind	Laptime	No	Behind	Laptime
4		1:15.770	4		1:16.344	4		1:16.833	4		1:17.207	4		1:16.836
16	1 LAP	1:22.159	90	2 LAPS	1:31.744	17	2 LAPS	1:30.516	93	1 LAP	1:21.412	41	2 LAPS	1:20.962
7	3 LAPS	1:53.093P	16	1 LAP	1:23.170	22	2 LAPS	1:25.896	77	1 LAP	1:22.879	66	2 LAPS	1:31.402P
36	1 LAP	1:22.587	172	2 LAPS	1:34.970P	64	2 LAPS	1:29.336	73	3 LAPS	1:43.801P	7	5 LAPS	1:45.631
118	1 LAP	1:25.605	36	1 LAP	1:22.207	16	1 LAP	1:23.030	17	2 LAPS	1:29.629	77	1 LAP	1:26.589P
98	1 LAP	1:27.300	39	30.673	1:19.606	36	1 LAP	1:22.708	22	2 LAPS	1:25.989	93	1 LAP	1:29.547P
32	27.376	1:21.187	32	31.473	1:20.441	90	2 LAPS	1:32.165	94	3 LAPS	2:54.111	17	2 LAPS	1:29.129
39	27.411	1:20.799	15	31.830	1:19.979	39	32.821	1:18.981	64	2 LAPS	1:31.752P	22	2 LAPS	1:26.062
103	1 LAP	1:26.876	118	1 LAP	1:27.614	32	33.011	1:18.371	16	1 LAP	1:21.513	94	3 LAPS	1:29.274
15	28.195	1:19.176	103	1 LAP	1:24.784	15	33.415	1:18.418	36	1 LAP	1:21.362	36	1 LAP	1:21.439
105	1 LAP	1:27.886	98	1 LAP	1:26.527	26	2 LAPS	2:42.688	39	35.387	1:19.773	16	1 LAP	1:27.806P
26	1 LAP	1:31.401P	105	1 LAP	1:25.529	103	1 LAP	1:24.072	32	35.695	1:19.891	39	36.654	1:18.103
24	1 LAP	1:34.041	24	1 LAP	1:26.463	98	1 LAP	1:27.622	172	3 LAPS	2:54.118	15	36.749	1:17.574
73	2 LAPS	1:40.872	18	52.459	1:19.662	118	1 LAP	1:36.211P	15	36.011	1:19.803	32	37.790	1:18.931
66	1 LAP	1:27.550	6	54.489	1:20.194	18	54.314	1:18.688	90	2 LAPS	1:35.877P	172	3 LAPS	1:30.498
18	49.141	1:18.937	66	1 LAP	1:28.444	105	1 LAP	1:33.256P	103	1 LAP	1:22.515	26	2 LAPS	1:23.559
6	50.639	1:19.551	73	2 LAPS	1:36.364	24	1 LAP	1:29.444P	26	2 LAPS	1:25.011	103	1 LAP	1:25.699P
25	55.256	1:21.283	25	1:01.120	1:22.208	7	4 LAPS	3:20.257	98	1 LAP	1:24.305	18	1:01.302	1:22.644P
42	1:02.379	1:19.206	42	1:03.933	1:17.898	6	1:01.612	1:23.956P	18	55.494	1:18.387	98	1 LAP	1:25.143
17	1 LAP	1:29.210	41	1 LAP	1:22.968	66	1 LAP	1:27.884	42	1:06.486	1:17.214	6	1 LAP	2:37.298
41	1 LAP	2:42.853	93	1:14.002	1:22.423	25	1:06.337	1:22.050	25	1:12.711	1:23.581	42	1:08.002	1:18.352
93	1:07.923	1:24.881	77	1:15.193	1:22.492	42	1:06.479	1:19.379				24	2 LAPS	2:49.370
77	1:09.045	1:24.234				41	1 LAP	1:18.869				105	2 LAPS	2:51.296
64	1 LAP	1:29.729										25	1:17.869	1:21.994
94	1 LAP	1:33.209P												
22	1 LAP	1:25.159												

Weather/Track: Cloud/Dry

www.mstworld.com

Page 3 of 7

Donington Park  
Circuit Length = 1.9790 miles.  
Start: 16:50 End: 17:31

Printed - 17:35 Saturday, 30 May 2015

# Guards Trophy Championship

## RACE 7 - LAP CHART - Donington Park - 30 May 2015

(contd.)

Lap 16			Lap 17			Lap 18			Lap 19			Lap 20		
No	Behind	Laptime	No	Behind	Laptime	No	Behind	Laptime	No	Behind	Laptime	No	Behind	Laptime
4		1:20.076P	15		1:20.374	39		1:19.546	39		1:19.657	39		1:23.192
41	2 LAPS	1:19.390	16	2 LAPS	2:42.611	15	0.911	1:22.089P	32	1 LAP	2:34.979	15	1 LAP	2:42.112
118	3 LAPS	3:15.030	39	1.632	1:21.373	16	2 LAPS	1:20.819	16	2 LAPS	1:21.562	16	2 LAPS	1:21.049
73	4 LAPS	3:01.647	32	6.800	1:26.097P	64	3 LAPS	1:28.442	66	3 LAPS	1:33.929	90	4 LAPS	1:33.571
7	5 LAPS	1:41.745	64	3 LAPS	1:32.881	94	3 LAPS	1:28.451	36	2 LAPS	2:44.824	17	4 LAPS	3:58.573
17	2 LAPS	1:29.543	36	1 LAP	1:30.429P	18	1 LAP	1:20.992	18	1 LAP	1:18.362	66	3 LAPS	1:31.100
64	3 LAPS	2:48.661	73	4 LAPS	1:37.746	6	1 LAP	1:20.560	6	1 LAP	1:19.965	36	2 LAPS	1:24.881
15	35.771	1:19.098	94	3 LAPS	1:28.422	103	2 LAPS	1:23.601	64	3 LAPS	1:28.490	18	1 LAP	1:17.767
39	36.404	1:19.826	17	2 LAPS	1:36.764P	73	4 LAPS	1:36.189	103	2 LAPS	1:21.174	6	1 LAP	1:18.740
32	36.848	1:19.134	7	5 LAPS	1:43.840	26	2 LAPS	1:25.861	94	3 LAPS	1:29.458	4	23.969	1:14.992
36	1 LAP	1:25.941	103	2 LAPS	2:43.529	4	36.031	1:15.715	4	32.169	1:15.795	103	2 LAPS	1:21.600
22	2 LAPS	1:33.571P	18	1 LAP	2:41.435	42	37.259	1:30.492P	26	2 LAPS	1:24.705	64	3 LAPS	1:29.430
94	3 LAPS	1:31.301	26	2 LAPS	1:23.399	7	5 LAPS	1:42.826	73	4 LAPS	1:35.922	94	3 LAPS	1:28.666
26	2 LAPS	1:23.398	6	1 LAP	1:19.298	98	2 LAPS	2:47.840	98	2 LAPS	1:25.406	26	2 LAPS	1:23.474
172	3 LAPS	1:30.734	42	27.945	1:18.182	172	3 LAPS	1:31.151	24	2 LAPS	1:23.716	25	1 LAP	1:22.990
6	1 LAP	1:19.422	172	3 LAPS	1:30.856	24	2 LAPS	1:23.128	25	1 LAP	1:23.347	24	2 LAPS	1:24.412
42	1:05.908	1:17.982	4	41.494	2:37.639	25	1 LAP	2:40.570	41	1 LAP	1:23.205	98	2 LAPS	1:26.035
98	1 LAP	1:30.152P	24	2 LAPS	1:23.260	41	1 LAP	1:22.275	172	3 LAPS	1:31.534	41	1 LAP	1:24.882
24	2 LAPS	1:24.917	105	2 LAPS	1:24.838	105	2 LAPS	1:25.647	105	2 LAPS	1:25.834	73	4 LAPS	1:36.744
105	2 LAPS	1:24.871	41	1 LAP	1:20.659	77	1 LAP	1:21.582	77	1 LAP	1:22.297	105	2 LAPS	1:25.155
41	1 LAP	1:20.291	77	1 LAP	1:21.613	118	2 LAPS	1:21.120	118	2 LAPS	1:20.507	77	1 LAP	1:22.790
25	1:23.276	1:25.483P	118	2 LAPS	1:22.849	93	1 LAP	1:25.215	7	5 LAPS	1:45.022	172	3 LAPS	1:30.313
90	3 LAPS	3:21.356	90	3 LAPS	1:31.240	90	3 LAPS	1:31.469	93	1 LAP	1:22.608	118	2 LAPS	1:21.629
77	1 LAP	2:38.100	93	1 LAP	1:22.901				32	1:21.889	1:20.945	93	1 LAP	1:25.352
118	2 LAPS	1:22.957	66	2 LAPS	1:31.108							32	1:19.220	1:20.523
66	2 LAPS	2:57.268												
93	1 LAP	2:48.315												

Weather/Track: Cloud/Dry

www.mstworld.com

Page 4 of 7

Donington Park  
Circuit Length = 1.9790 miles.  
Start: 16:50 End: 17:31

Printed - 17:35 Saturday, 30 May 2015



# Guards Trophy Championship

## RACE 7 - LAP CHART - Donington Park - 30 May 2015

(contd.)

Lap 21			Lap 22			Lap 23			Lap 24			Lap 25		
No	Behind	Laptime	No	Behind	Laptime	No	Behind	Laptime	No	Behind	Laptime	No	Behind	Laptime
39		1:19.907	39		1:21.803	39		1:23.925P	4		1:15.708	4		1:14.164
15	1 LAP	1:19.910	93	2 LAPS	1:24.585	93	2 LAPS	1:23.032	93	2 LAPS	1:22.391	93	2 LAPS	1:21.608
16	2 LAPS	1:25.677	16	2 LAPS	1:21.563	16	2 LAPS	1:21.228	16	2 LAPS	1:21.313	18	1 LAP	1:18.358
7	6 LAPS	1:43.264	18	1 LAP	1:17.911	73	5 LAPS	1:37.874	18	1 LAP	1:17.706	16	2 LAPS	1:20.957
90	4 LAPS	1:29.896	4	16.152	1:15.614	4	6.865	1:14.638	172	4 LAPS	1:30.625	6	1 LAP	1:19.973
18	1 LAP	1:18.614	6	1 LAP	1:18.976	18	1 LAP	1:17.790	6	1 LAP	1:18.461	172	4 LAPS	1:30.642
4	22.341	1:18.279	36	2 LAPS	1:23.840	6	1 LAP	1:18.281	73	5 LAPS	1:34.446	36	2 LAPS	1:23.053
36	2 LAPS	1:24.560	7	6 LAPS	1:40.613	36	2 LAPS	1:21.896	36	2 LAPS	1:21.376	103	2 LAPS	1:21.126
17	4 LAPS	1:33.321	90	4 LAPS	1:31.408	103	2 LAPS	1:21.068	103	2 LAPS	1:20.551	73	5 LAPS	1:34.068
6	1 LAP	1:20.353	103	2 LAPS	1:21.565	90	4 LAPS	1:30.492	90	4 LAPS	1:30.004	41	1 LAP	1:19.508
66	3 LAPS	1:32.804	22	7 LAPS	8:34.204	7	6 LAPS	1:40.586	25	1 LAP	1:21.763	25	1 LAP	1:20.382
103	2 LAPS	1:22.116	17	4 LAPS	1:33.521	17	4 LAPS	1:33.993	41	1 LAP	1:21.203	90	4 LAPS	1:30.656
26	2 LAPS	1:25.276	66	3 LAPS	1:31.408	26	2 LAPS	1:25.641	26	2 LAPS	1:24.732	26	2 LAPS	1:23.634
64	3 LAPS	1:29.114	26	2 LAPS	1:23.077	25	1 LAP	1:21.530	17	4 LAPS	1:31.963	98	2 LAPS	1:24.311
94	3 LAPS	1:28.525	25	1 LAP	1:20.311	41	1 LAP	1:19.814	98	2 LAPS	1:25.243	118	2 LAPS	1:21.146
25	1 LAP	1:19.924	64	3 LAPS	1:28.746	22	7 LAPS	1:41.806	66	3 LAPS	1:36.051	17	4 LAPS	1:32.137
41	1 LAP	1:20.559	94	3 LAPS	1:27.824	66	3 LAPS	1:35.633	64	3 LAPS	1:32.268	15	1:13.477	1:20.165
24	2 LAPS	1:24.050	41	1 LAP	1:19.579	64	3 LAPS	1:28.908	118	2 LAPS	1:24.438	32	1:15.695	1:20.736
98	2 LAPS	1:24.078	98	2 LAPS	1:23.963	94	3 LAPS	1:27.607	94	3 LAPS	1:32.773			
105	2 LAPS	1:25.556	24	2 LAPS	1:26.352	98	2 LAPS	1:23.549	22	7 LAPS	1:37.782			
77	1 LAP	1:24.627	118	2 LAPS	1:21.545	24	2 LAPS	1:24.017	15	1:07.476	1:18.042			
118	2 LAPS	1:21.924	77	1 LAP	1:23.049	118	2 LAPS	1:20.945	24	2 LAPS	1:30.195			
73	4 LAPS	1:35.805	105	2 LAPS	1:24.804	77	1 LAP	1:24.578	7	6 LAPS	1:48.637			
172	3 LAPS	1:29.772	32	1:17.001	1:19.940	105	2 LAPS	1:24.809	32	1:09.123	1:19.297			
32	1:18.864	1:19.551	15	1:17.021	1:19.624	15	1:12.007	1:18.911	77	1 LAP	1:25.351			
15	1:19.200	1:19.023	172	3 LAPS	1:30.846	32	1:12.399	1:19.323	39	1:09.526	2:32.099			
									105	2 LAPS	1:25.911			

Weather/Track: Cloud/Dry

www.mstworld.com

Page 5 of 7

Donington Park  
Circuit Length = 1.9790 miles.  
Start: 16:50 End: 17:31

Printed - 17:35 Saturday, 30 May 2015

# Guards Trophy Championship

## RACE 7 - LAP CHART - Donington Park - 30 May 2015

(contd.)

Lap 26			Lap 27			Lap 28			Lap 29			Lap 30		
No	Behind	Laptime	No	Behind	Laptime	No	Behind	Laptime	No	Behind	Laptime	No	Behind	Laptime
4		1:16.822	4		1:17.062	4		1:16.476	4		1:15.802	4		1:21.629
39	1 LAP	1:22.265	118	3 LAPS	1:23.992	15	1 LAP	1:18.461	26	3 LAPS	1:24.177	15	1 LAP	1:19.339
24	3 LAPS	1:26.336	32	1 LAP	1:21.449	32	1 LAP	1:19.526	15	1 LAP	1:18.007	26	3 LAPS	1:27.285
64	4 LAPS	1:30.456	39	1 LAP	1:19.764	90	5 LAPS	1:31.033	32	1 LAP	1:18.787	32	1 LAP	1:20.450
94	4 LAPS	1:30.131	98	3 LAPS	1:26.649	118	3 LAPS	1:24.232	73	6 LAPS	1:34.673	18	1 LAP	1:20.061
77	2 LAPS	1:26.125	17	5 LAPS	1:31.494	98	3 LAPS	1:24.322	118	3 LAPS	1:22.191	22	9 LAPS	1:45.687
66	4 LAPS	1:32.923	24	3 LAPS	1:24.068	18	1 LAP	1:19.880	18	1 LAP	1:19.077	118	3 LAPS	1:23.655
105	3 LAPS	1:28.117	18	1 LAP	1:19.303	39	1 LAP	1:28.688	98	3 LAPS	1:23.583	7	8 LAPS	1:45.537
18	1 LAP	1:18.959	77	2 LAPS	1:25.383	77	2 LAPS	1:24.220	90	5 LAPS	1:31.875	98	3 LAPS	1:24.162
16	2 LAPS	1:21.094	64	4 LAPS	1:28.500	16	2 LAPS	1:22.572	77	2 LAPS	1:23.601	73	6 LAPS	1:35.357
93	2 LAPS	1:22.987	94	4 LAPS	1:29.171	93	2 LAPS	1:22.836	6	1 LAP	1:20.851	6	1 LAP	1:20.208
6	1 LAP	1:18.782	16	2 LAPS	1:21.442	6	1 LAP	1:22.015	16	2 LAPS	1:22.644	90	5 LAPS	1:29.650
22	8 LAPS	1:45.585	93	2 LAPS	1:21.638	24	3 LAPS	1:34.852	93	2 LAPS	1:21.622	93	2 LAPS	1:22.919
7	7 LAPS	1:43.653	105	3 LAPS	1:27.293	17	5 LAPS	1:35.455	105	3 LAPS	1:25.353	16	2 LAPS	1:23.080
103	2 LAPS	1:21.098	6	1 LAP	1:18.073	105	3 LAPS	1:26.287	64	4 LAPS	1:29.748	77	2 LAPS	1:25.902
172	4 LAPS	1:29.231	66	4 LAPS	1:32.584	64	4 LAPS	1:30.983	94	4 LAPS	1:29.724	105	3 LAPS	1:25.237
36	2 LAPS	1:23.107	22	8 LAPS	1:41.256	94	4 LAPS	1:30.475	17	5 LAPS	1:32.116	64	4 LAPS	1:28.152
41	1 LAP	1:19.190	36	2 LAPS	1:24.356	66	4 LAPS	1:30.533	24	3 LAPS	1:34.807	94	4 LAPS	1:28.172
25	1 LAP	1:19.286	7	7 LAPS	1:40.957	36	2 LAPS	1:21.782	66	4 LAPS	1:30.192	24	3 LAPS	1:26.215
73	5 LAPS	1:35.639	172	4 LAPS	1:30.554	41	1 LAP	1:20.771	36	2 LAPS	1:22.873	17	5 LAPS	1:29.815
26	2 LAPS	1:22.998	41	1 LAP	1:18.792	25	1 LAP	1:20.924	41	1 LAP	1:18.382	36	2 LAPS	1:22.658
90	4 LAPS	1:29.612	25	1 LAP	1:18.615	172	4 LAPS	1:31.751	25	1 LAP	1:19.014	66	4 LAPS	1:29.669
15	1:16.003	1:19.348	103	2 LAPS	1:39.794P	22	8 LAPS	1:42.113	172	4 LAPS	1:29.637	41	1 LAP	1:18.746
			26	2 LAPS	1:23.771	7	7 LAPS	1:41.545				25	1 LAP	1:19.330
			73	5 LAPS	1:33.193									

Weather/Track: Cloud/Dry

www.mstworld.com

Page 6 of 7

Donington Park  
Circuit Length = 1.9790 miles.  
Start: 16:50 End: 17:31

Printed - 17:35 Saturday, 30 May 2015

# Guards Trophy Championship

## RACE 7 - LAP CHART - Donington Park - 30 May 2015

(contd.)

Lap 31			Lap 32			Lap 33			Lap 34			Lap 35		
No	Behind	Laptime	No	Behind	Laptime	No	Behind	Laptime	No	Behind	Laptime	No	Behind	Laptime
4		1:16.192												
15	1 LAP	1:19.983												
172	5 LAPS	1:29.844												
32	1 LAP	1:19.008												
26	3 LAPS	1:25.252												
18	1 LAP	1:18.763												
118	3 LAPS	1:19.874												
98	3 LAPS	1:25.128												
6	1 LAP	1:21.253												
16	2 LAPS	1:25.464												
93	2 LAPS	1:26.004												
7	8 LAPS	1:41.626												
22	9 LAPS	1:42.921												
77	2 LAPS	1:28.848												
90	5 LAPS	1:31.614												
73	6 LAPS	1:37.580												
105	3 LAPS	1:25.064												
24	3 LAPS	1:27.174												
94	4 LAPS	1:29.231												
41	1 LAP	1:21.147												
17	5 LAPS	1:28.942												
36	2 LAPS	1:24.732												
64	4 LAPS	1:31.896												
25	1 LAP	1:22.305												
66	4 LAPS	1:30.682												

Weather/Track: Cloud/Dry

www.mstworld.com

Page 7 of 7

Donington Park  
Circuit Length = 1.9790 miles.  
Start: 16:50 End: 17:31

Printed - 17:35 Saturday, 30 May 2015

# HSCC Classic Racing Cars

## RACE 8 - QUALIFYING - Donington Park - 30 May 2015

POS	NO	CL	DRIVER	NAT	CAR	TIME	LAPS	GAP	MPH
1	12	G	Andy JARVIS		Palliser WDB2	1:15.431	13		94.44
2	59	G	Ian JONES		Lotus 59	1:16.134	13	0.703	93.57
3	8	D	Benn SIMMS		Elfin 600	1:16.613	13	1.182	92.99
4	26	D	Steve SEAMAN		Brabham BT21	1:20.125	11	4.694	88.91
5	52	E	James CLARIDGE		Lola Mk5A	1:21.010	12	5.579	87.94
6	18	F	Nick PANCISI		Titan Mk5	1:21.699	12	6.268	87.20
7	6	D	Leif BOSSON		Brabham BT28	1:22.250	12	6.819	86.61
8	5	G	Tim KUCHEL		Brabham BT18	1:22.389	11	6.958	86.47
9	4	G	Mike PAINTER		Brabham BT16	1:23.044	11	7.613	85.79
10	93	E	Rudolf ERNST		Brabham BT2	1:23.588	11	8.157	85.23
11	62	D	Geoffrey O'NION		Tecno F3	1:23.675	11	8.244	85.14
12	22	F	Chris WILLIAMS		Caldwell D9	1:23.946	12	8.515	84.86
13	44	D	Peter HAMILTON		Tecno	1:24.769	11	9.338	84.04
14	55	F	Rachel ARNOLD		Merlyn Mk20	1:27.333	11	11.902	81.57
15	75	F	Dennis PICKETT		Merlyn Mk20S	1:30.496	11	15.065	78.72

**CAR 5 - NEEDS A SIDE NUMBER**

**Weather/Track: Bright/Dry**

**These results are provisional until the conclusion of any judicial and technical matters.**

Donington Park

Circuit Length = 1.9790 miles.

Start: 12:07 End: 12:22

Clerk of the Course:

Timekeeper:

## HSCC Classic Racing Cars

### RACE 8 - QUALIFYING LAP ANALYSIS - Donington Park - 30 May 2015

<b>4</b>	<b>Mike PAINTER</b>	Brabham BT16
1 - 8:22.659	6 - 1:26.046	11 - <b>1:23.044</b>
2 - 1:40.008	7 - 1:25.715	
3 - 1:30.251	8 - 1:25.056	
4 - 1:27.298	9 - 1:23.316	
5 - 1:25.676	10 - 1:24.455	
<b>5</b>	<b>Tim KUCHEL</b>	Brabham BT18
1 - 8:20.520	6 - 1:26.217	11 - 1:22.910
2 - 1:38.886	7 - 1:24.080	
3 - 1:30.170	8 - 1:23.804	
4 - 1:26.711	9 - 1:22.977	
5 - 1:28.488	10 - <b>1:22.389</b>	
<b>6</b>	<b>Leif BOSSON</b>	Brabham BT28
1 - 8:04.638	6 - 1:23.913	11 - 1:22.948
2 - 1:28.733	7 - 1:23.985	12 - 1:22.459
3 - 1:25.167	8 - 1:23.615	
4 - 1:24.827	9 - 1:23.057	
5 - 1:23.758	10 - <b>1:22.250</b>	
<b>8</b>	<b>Benn SIMMS</b>	Elfin 600
1 - 8:06.787	6 - 1:17.062	11 - 1:17.130
2 - 1:21.740	7 - 1:17.093	12 - <b>1:16.613</b>
3 - 1:17.661	8 - 1:17.579	13 - 1:17.330
4 - 1:17.934	9 - 1:17.832	
5 - 1:17.064	10 - 1:17.286	
<b>12</b>	<b>Andy JARVIS</b>	Palliser WDB2
1 - 8:05.377	6 - 1:16.604	11 - 1:17.604
2 - 1:24.023	7 - 1:16.586	12 - 1:15.760
3 - 1:21.557	8 - 1:16.658	13 - <b>1:15.431</b>
4 - 1:17.979	9 - 1:16.146	
5 - 1:16.591	10 - 1:19.002	
<b>18</b>	<b>Nick PANCISI</b>	Titan Mk5
1 - 8:14.758	6 - 1:25.612	11 - 1:22.889
2 - 1:35.500	7 - 1:27.849	12 - 1:27.256
3 - 1:30.695	8 - 1:23.366	
4 - 1:23.023	9 - 1:27.289	
5 - <b>1:21.699</b>	10 - 1:22.295	

CAR 5 - NEEDS A SIDE NUMBER  
Weather/Track: Bright/Dry

# HSCC Classic Racing Cars

## RACE 8 - QUALIFYING LAP ANALYSIS - Donington Park - 30 May 2015

(contd.)

<b>22</b>	<b>Chris WILLIAMS</b>	Caldwell D9
1 - 8:11.200	6 - 1:25.225	11 - 1:25.550
2 - 1:35.098	7 - 1:24.841	12 - 1:25.665
3 - 1:27.299	8 - 1:24.900	
4 - 1:25.972	9 - 1:25.147	
5 - <b>1:23.946</b>	10 - 1:24.568	
<b>26</b>	<b>Steve SEAMAN</b>	Brabham BT21
1 - 8:10.125	6 - <b>1:20.125</b>	11 - 1:25.524
2 - 1:27.963	7 - 1:26.860P	
3 - 1:21.469	8 - 3:18.718	
4 - 1:23.638	9 - 1:22.481	
5 - 1:21.221	10 - 1:21.687	
<b>44</b>	<b>Peter HAMILTON</b>	Tecno
1 - 8:18.144	6 - 1:25.755	11 - 1:25.326
2 - 1:39.393	7 - <b>1:24.769</b>	
3 - 1:30.165	8 - 1:28.250	
4 - 1:26.618	9 - 1:24.776	
5 - 1:25.788	10 - 1:51.887	
<b>52</b>	<b>James CLARIDGE</b>	Lola Mk5A
1 - 8:13.295	6 - 1:22.221	11 - 1:22.629
2 - 1:34.028	7 - 1:21.899	12 - 1:21.326
3 - 1:25.535	8 - 1:23.561	
4 - 1:24.674	9 - 1:22.125	
5 - 1:23.518	10 - <b>1:21.010</b>	
<b>55</b>	<b>Rachel ARNOLD</b>	Merlyn Mk20
1 - 8:16.333	6 - 1:29.672	11 - <b>1:27.333</b>
2 - 1:43.275	7 - 1:29.905	
3 - 1:34.014	8 - 1:28.165	
4 - 1:29.133	9 - 1:29.098	
5 - 1:30.508	10 - 1:28.529	
<b>59</b>	<b>Ian JONES</b>	Lotus 59
1 - 8:04.616	6 - 1:17.354	11 - 1:16.474
2 - 1:23.260	7 - 1:17.963	12 - 1:16.230
3 - 1:17.817	8 - 1:18.164	13 - <b>1:16.134</b>
4 - 1:17.164	9 - 1:17.422	
5 - 1:16.290	10 - 1:17.860	

CAR 5 - NEEDS A SIDE NUMBER

Weather/Track: Bright/Dry

## HSCC Classic Racing Cars

### RACE 8 - QUALIFYING LAP ANALYSIS - Donington Park - 30 May 2015

(contd.)


<b>62</b>	<b>Geoffrey O'NION</b>	Tecno F3
1 - 8:11.847	6 - 1:24.992	11 - 1:24.482
2 - 1:37.190	7 - 1:24.822	
3 - 1:26.047	8 - 1:27.604	
4 - 1:25.456	9 - 1:36.709	
5 - <b>1:23.675</b>	10 - 1:24.999	
<b>75</b>	<b>Dennis PICKETT</b>	Merlyn Mk20S
1 - 8:09.741	6 - 1:31.732	11 - 1:31.413
2 - 1:39.094	7 - 1:30.737	
3 - 1:32.963	8 - 1:31.371	
4 - 1:32.373	9 - 1:31.810	
5 - 1:31.686	10 - <b>1:30.496</b>	
<b>93</b>	<b>Rudolf ERNST</b>	Brabham BT2
1 - 8:10.348	6 - 1:24.761	11 - <b>1:23.588</b>
2 - 1:34.498	7 - 1:24.473	
3 - 1:25.418	8 - 1:23.832	
4 - 1:40.847	9 - 1:27.254	
5 - 1:24.351	10 - 1:23.593	

CAR 5 - NEEDS A SIDE NUMBER

Weather/Track: Bright/Dry

# HSCC Classic Racing Cars

## RACE 8 - AMENDED GRID - Donington Park - 30 May 2015

ROW 7	55   ARNOLD	75   PICKETT
ROW 6	22   WILLIAMS	44   HAMILTON
ROW 5	93   ERNST	62   O'NION
ROW 4	5   KUCHEL	4   PAINTER
ROW 3	52   CLARIDGE	6   BOSSON
ROW 2	8   SIMMS	26   SEAMAN
ROW 1	12   JARVIS	59   JONES
	POLE	
		

Car 18 withdrawn.

Donington Park  
Circuit Length = 1.9790 miles.

Clerk of the Course:

Timekeeper:



# HSCC Classic Racing Cars

## RACE 8 - CLASSIFICATION - Donington Park - 30 May 2015

POS	NO	CL	DRIVER	NAT	CAR	TIME	LAPS	GAP	MPH	BEST
1	59	G	Ian JONES		Lotus 59	20:34.289	16		92.26	1:14.663
2	12	G	Andy JARVIS		Palliser WDB2	20:34.291	16	0.002	92.26	1:14.820
3	8	D	Benn SIMMS		Elfin 600	20:43.146	16	8.857	91.60	1:15.511
4	52	E	James CLARIDGE		Lola Mk5A	21:34.872	16	1:00.583	87.94	1:19.672
5	5	G	Tim KUCHEL		Brabham BT18	20:42.488	15	1 LAP	85.92	1:19.692
6	4	G	Mike PAINTER		Brabham BT16	20:51.783	15	1 LAP	85.28	1:20.302
7	93	E	Rudolf ERNST		Brabham BT2	21:24.532	15	1 LAP	83.10	1:23.075
8	22	F	Chris WILLIAMS		Caldwell D9	21:34.920	15	1 LAP	82.44	1:24.324
9	6	D	Leif BOSSON		Brabham BT28	21:35.776	15	1 LAP	82.38	1:23.323
10	55	F	Rachel ARNOLD		Merlyn Mk20	20:40.435	14	2 LAPS	80.31	1:26.271
11	75	F	Dennis PICKETT		Merlyn Mk20S	21:20.631	14	2 LAPS	77.79	1:28.564

### NOT CLASSIFIED

26	D	Steve SEAMAN		Brabham BT21	9:49.721	7	D.N.F.	84.37	1:20.321
44	D	Peter HAMILTON		Tecno	4:57.280	3	D.N.F.	71.52	1:26.298

### FASTEST LAP

59	G	Ian JONES		Lotus 59	1:14.663	14	95.42mph	153.56kph
8	D	Benn SIMMS		Elfin 600	1:15.511	11	94.34mph	151.84kph
52	E	James CLARIDGE		Lola Mk5A	1:19.672	4	89.42mph	143.91kph
22	F	Chris WILLIAMS		Caldwell D9	1:24.324	11	84.48mph	135.97kph

Cars 18 & 62 - Non Starters

Weather/Track: Cloud/Dry

These results are provisional until the conclusion of any judicial and technical matters.

Donington Park

Circuit Length = 1.9790 miles.

Start: 17:44 End: 18:05

Clerk of the Course:

Timekeeper:

# HSCC Classic Racing Cars

## RACE 8 - LAP ANALYSIS - Donington Park - 30 May 2015

<b>4</b>	<b>Mike PAINTER</b>	Brabham BT16	
1 - 1:31.211	6 - 1:23.017	11 - 1:22.735	
2 - 1:23.726	7 - 1:21.584	12 - 1:24.444	
3 - 1:23.505	8 - <b>1:20.302</b>	13 - 1:24.402	
4 - 1:24.493	9 - 1:21.379	14 - 1:21.770	
5 - 1:25.623	10 - 1:22.561	15 - 1:21.031	
<b>5</b>	<b>Tim KUCHEL</b>	Brabham BT18	
1 - 1:31.848	6 - 1:22.863	11 - 1:20.716	
2 - 1:23.705	7 - 1:21.707	12 - 1:21.714	
3 - 1:24.401	8 - 1:20.810	13 - 1:21.623	
4 - 1:23.426	9 - 1:20.746	14 - 1:22.040	
5 - 1:25.462	10 - <b>1:19.692</b>	15 - 1:21.735	
<b>6</b>	<b>Leif BOSSON</b>	Brabham BT28	
1 - 1:30.156	6 - 1:31.055	11 - 1:24.642	
2 - 1:24.540	7 - 1:27.506	12 - 1:24.645	
3 - 1:25.255	8 - 1:26.451	13 - 1:24.123	
4 - 1:26.520	9 - 1:26.669	14 - <b>1:23.323</b>	
5 - 1:30.100	10 - 1:25.020	15 - 1:25.771	
<b>8</b>	<b>Benn SIMMS</b>	Elfin 600	
1 - 1:23.804	6 - 1:17.546	11 - <b>1:15.511</b>	16 - 1:16.987
2 - 1:17.346	7 - 1:18.266	12 - 1:16.259	
3 - 1:18.348	8 - 1:16.929	13 - 1:17.097	
4 - 1:17.015	9 - 1:16.091	14 - 1:18.813	
5 - 1:17.528	10 - 1:18.166	15 - 1:17.440	
<b>12</b>	<b>Andy JARVIS</b>	Palliser WDB2	
1 - 1:23.486	6 - 1:17.348	11 - 1:15.850	16 - 1:17.886
2 - 1:17.289	7 - 1:18.420	12 - 1:15.366	
3 - 1:18.405	8 - 1:16.413	13 - <b>1:14.820</b>	
4 - 1:16.797	9 - 1:15.659	14 - 1:15.620	
5 - 1:17.760	10 - 1:16.911	15 - 1:16.261	
<b>22</b>	<b>Chris WILLIAMS</b>	Caldwell D9	
1 - 1:35.320	6 - 1:28.986	11 - <b>1:24.324</b>	
2 - 1:25.036	7 - 1:26.201	12 - 1:24.727	
3 - 1:25.523	8 - 1:26.375	13 - 1:25.000	
4 - 1:25.954	9 - 1:25.935	14 - 1:25.159	
5 - 1:26.327	10 - 1:24.539	15 - 1:25.514	

Cars 18 & 62 - Non Starters  
Weather/Track: Cloud/Dry

Donington Park  
Circuit Length = 1.9790 miles.  
Start: 17:44 End: 18:05

# HSCC Classic Racing Cars

## RACE 8 - LAP ANALYSIS - Donington Park - 30 May 2015

(contd.)

<b>26</b>	<b>Steve SEAMAN</b>	Brabham BT21	
1 - 1:28.538	6 - 1:23.973		
2 - 1:21.660	7 - 1:32.554P		
3 - <b>1:20.321</b>			
4 - 1:20.633			
5 - 1:22.042			
<b>44</b>	<b>Peter HAMILTON</b>	Tecno	
1 - 1:33.821			
2 - <b>1:26.298</b>			
3 - 1:57.161P			
<b>52</b>	<b>James CLARIDGE</b>	Lola Mk5A	
1 - 1:26.984	6 - 1:21.263	11 - 1:19.795	16 - 1:20.506
2 - 1:20.868	7 - 1:20.219	12 - 1:20.248	
3 - 1:20.321	8 - 1:20.620	13 - 1:20.510	
4 - <b>1:19.672</b>	9 - 1:22.071	14 - 1:20.331	
5 - 1:20.437	10 - 1:20.689	15 - 1:20.338	
<b>55</b>	<b>Rachel ARNOLD</b>	Merlyn Mk20	
1 - 1:36.461	6 - 1:28.961	11 - 1:26.779	
2 - 1:27.502	7 - 1:29.190	12 - 1:26.604	
3 - 1:29.351	8 - 1:27.541	13 - <b>1:26.271</b>	
4 - 1:29.804	9 - 1:27.413	14 - 1:28.234	
5 - 1:29.673	10 - 1:26.651		
<b>59</b>	<b>Ian JONES</b>	Lotus 59	
1 - 1:29.660	6 - 1:16.749	11 - 1:15.223	16 - 1:16.815
2 - 1:18.191	7 - 1:16.767	12 - 1:14.949	
3 - 1:16.854	8 - 1:16.354	13 - 1:15.604	
4 - 1:16.956	9 - 1:15.509	14 - <b>1:14.663</b>	
5 - 1:16.595	10 - 1:17.013	15 - 1:16.387	
<b>75</b>	<b>Dennis PICKETT</b>	Merlyn Mk20S	
1 - 1:37.353	6 - 1:32.114	11 - 1:31.348	
2 - <b>1:28.564</b>	7 - 1:30.732	12 - 1:30.826	
3 - 1:32.535	8 - 1:30.088	13 - 1:31.426	
4 - 1:31.670	9 - 1:31.284	14 - 1:29.897	
5 - 1:31.542	10 - 1:31.252		

Cars 18 & 62 - Non Starters  
Weather/Track: Cloud/Dry

## HSCC Classic Racing Cars

### RACE 8 - LAP ANALYSIS - Donington Park - 30 May 2015

(contd.)

<b>93</b>	<b>Rudolf ERNST</b>	<b>Brabham BT2</b>		
1 - 1:34.763	6 - 1:26.675	11 - 1:24.727		
2 - 1:24.976	7 - 1:26.433	12 - 1:24.093		
3 - 1:24.842	8 - 1:25.141	13 - <b>1:23.075</b>		
4 - 1:26.524	9 - 1:25.424	14 - 1:23.163		
5 - 1:26.080	10 - 1:25.368	15 - 1:23.248		

Cars 18 & 62 - Non Starters  
Weather/Track: Cloud/Dry

[www.mstworld.com](http://www.mstworld.com)

Page 3 of 3

Donington Park  
Circuit Length = 1.9790 miles.  
Start: 17:44 End: 18:05

Printed - 18:08 Saturday, 30 May 2015

# HSCC Classic Racing Cars

## RACE 8 - LAP CHART - Donington Park - 30 May 2015

Lap 1			Lap 2			Lap 3			Lap 4			Lap 5		
No	Behind	Laptime	No	Behind	Laptime	No	Behind	Laptime	No	Behind	Laptime	No	Behind	Laptime
12		1:23.486	12		1:17.289	12		1:18.405	12		1:16.797	12		1:17.760
8	0.318	1:23.804	8	0.375	1:17.346	8	0.318	1:18.348	8	0.536	1:17.015	8	0.304	1:17.528
52	3.498	1:26.984	59	7.076	1:18.191	59	5.525	1:16.854	59	5.684	1:16.956	59	4.519	1:16.595
26	5.052	1:28.538	52	7.077	1:20.868	52	8.993	1:20.321	52	11.868	1:19.672	52	14.545	1:20.437
59	6.174	1:29.660	26	9.423	1:21.660	26	11.339	1:20.321	26	15.175	1:20.633	26	19.457	1:22.042
6	6.670	1:30.156	6	13.921	1:24.540	4	19.262	1:23.505	4	26.958	1:24.493	4	34.821	1:25.623
4	7.725	1:31.211	4	14.162	1:23.726	5	20.774	1:24.401	5	27.403	1:23.426	5	35.105	1:25.462
5	8.362	1:31.848	5	14.778	1:23.705	6	20.771	1:25.255	6	30.494	1:26.520	6	42.834	1:30.100
44	10.335	1:33.821	93	18.964	1:24.976	93	25.401	1:24.842	93	35.128	1:26.524	93	43.448	1:26.080
93	11.277	1:34.763	44	19.344	1:26.298	22	26.699	1:25.523	22	35.856	1:25.954	22	44.423	1:26.327
22	11.834	1:35.320	22	19.581	1:25.036	55	34.134	1:29.351	55	47.141	1:29.804	55	59.054	1:29.673
55	12.975	1:36.461	55	23.188	1:27.502	75	39.272	1:32.535	75	54.145	1:31.670	75	1:07.927	1:31.542
75	13.867	1:37.353	75	25.142	1:28.564	44	58.100	1:57.161P						

Cars 18 & 62 - Non Starters  
Weather/Track: Cloud/Dry

www.mstworld.com

Page 1 of 4

Donington Park  
Circuit Length = 1.9790 miles.  
Start: 17:44 End: 18:05

Printed - 18:07 Saturday, 30 May 2015

# HSCC Classic Racing Cars

## RACE 8 - LAP CHART - Donington Park - 30 May 2015

(contd.)

Lap 6			Lap 7			Lap 8			Lap 9			Lap 10		
No	Behind	Laptime	No	Behind	Laptime	No	Behind	Laptime	No	Behind	Laptime	No	Behind	Laptime
12		1:17.348	12		1:18.420	12		1:16.413	12		1:15.659	12		1:16.911
8	0.502	1:17.546	8	0.348	1:18.266	8	0.864	1:16.929	6	1 LAP	1:26.451	59	2.160	1:17.013
59	3.920	1:16.749	59	2.267	1:16.767	59	2.208	1:16.354	8	1.296	1:16.091	93	1 LAP	1:25.424
52	18.460	1:21.263	75	1 LAP	1:32.114	55	1 LAP	1:29.190	59	2.058	1:15.509	8	2.551	1:18.166
26	26.082	1:23.973	52	20.259	1:20.219	75	1 LAP	1:30.732	55	1 LAP	1:27.541	22	1 LAP	1:25.935
4	40.490	1:23.017	26	40.216	1:32.554P	52	24.466	1:20.620	52	30.878	1:22.071	6	1 LAP	1:26.669
5	40.620	1:22.863	4	43.654	1:21.584	4	47.543	1:20.302	75	1 LAP	1:30.088	55	1 LAP	1:27.413
93	52.775	1:26.675	5	43.907	1:21.707	5	48.304	1:20.810	4	53.263	1:21.379	52	34.656	1:20.689
22	56.061	1:28.986	93	1:00.788	1:26.433	93	1:09.516	1:25.141	5	53.391	1:20.746	75	1 LAP	1:31.284
6	56.541	1:31.055	22	1:03.842	1:26.201	22	1:13.804	1:26.375				5	56.172	1:19.692
55	1:10.667	1:28.961	6	1:05.627	1:27.506							4	58.913	1:22.561

Cars 18 & 62 - Non Starters  
Weather/Track: Cloud/Dry

www.mstworld.com

Page 2 of 4

Donington Park  
Circuit Length = 1.9790 miles.  
Start: 17:44 End: 18:05

Printed - 18:07 Saturday, 30 May 2015

# HSCC Classic Racing Cars

## RACE 8 - LAP CHART - Donington Park - 30 May 2015

(contd.)

Lap 11			Lap 12			Lap 13			Lap 14			Lap 15		
No	Behind	Laptime	No	Behind	Laptime	No	Behind	Laptime	No	Behind	Laptime	No	Behind	Laptime
12		1:15.850	12		1:15.366	12		1:14.820	12		1:15.620	12		1:16.261
59	1.533	1:15.223	59	1.116	1:14.949	4	1 LAP	1:24.444	59	0.943	1:14.663	59	1.069	1:16.387
8	2.212	1:15.511	8	3.105	1:16.259	59	1.900	1:15.604	8	8.575	1:18.813	5	1 LAP	1:22.040
93	1 LAP	1:25.368	93	1 LAP	1:24.727	75	2 LAPS	1:31.348	4	1 LAP	1:24.402	8	9.754	1:17.440
22	1 LAP	1:24.539	22	1 LAP	1:24.324	8	5.382	1:17.097	75	2 LAPS	1:30.826	4	1 LAP	1:21.770
6	1 LAP	1:25.020	6	1 LAP	1:24.642	93	1 LAP	1:24.093	93	1 LAP	1:23.075	75	2 LAPS	1:31.426
55	1 LAP	1:26.651	52	43.483	1:20.248	22	1 LAP	1:24.727	22	1 LAP	1:25.000	93	1 LAP	1:23.163
52	38.601	1:19.795	55	1 LAP	1:26.779	6	1 LAP	1:24.645	6	1 LAP	1:24.123	22	1 LAP	1:25.159
5	1:01.038	1:20.716	5	1:07.386	1:21.714	52	49.173	1:20.510	52	53.884	1:20.331	6	1 LAP	1:23.323
75	1 LAP	1:31.252				55	1 LAP	1:26.604	55	1 LAP	1:26.271	52	57.961	1:20.338
4	1:05.798	1:22.735				5	1:14.189	1:21.623						

Cars 18 & 62 - Non Starters  
Weather/Track: Cloud/Dry

Donington Park  
Circuit Length = 1.9790 miles.  
Start: 17:44 End: 18:05

# HSCC Classic Racing Cars

## RACE 8 - LAP CHART - Donington Park - 30 May 2015

(contd.)

Lap 16			Lap 17			Lap 18			Lap 19			Lap 20		
No	Behind	Laptime	No	Behind	Laptime	No	Behind	Laptime	No	Behind	Laptime	No	Behind	Laptime
59		1:16.815												
12	0.002	1:17.886												
55	2 LAPS	1:28.234												
5	1 LAP	1:21.735												
8	8.857	1:16.987												
4	1 LAP	1:21.031												
75	2 LAPS	1:29.897												
93	1 LAP	1:23.248												
52	1:00.583	1:20.506												
22	1 LAP	1:25.514												
6	1 LAP	1:25.771												

Cars 18 & 62 - Non Starters  
Weather/Track: Cloud/Dry

Donington Park  
Circuit Length = 1.9790 miles.  
Start: 17:44 End: 18:05