



www.hsc.org.uk

Walter Hayes Trophy Race Meeting



Silverstone National

31 October - 1 November 2015



Timing & Results by MST SYSTEMS Ltd.
www.mstworld.com

© MST SYSTEMS Ltd. 2015

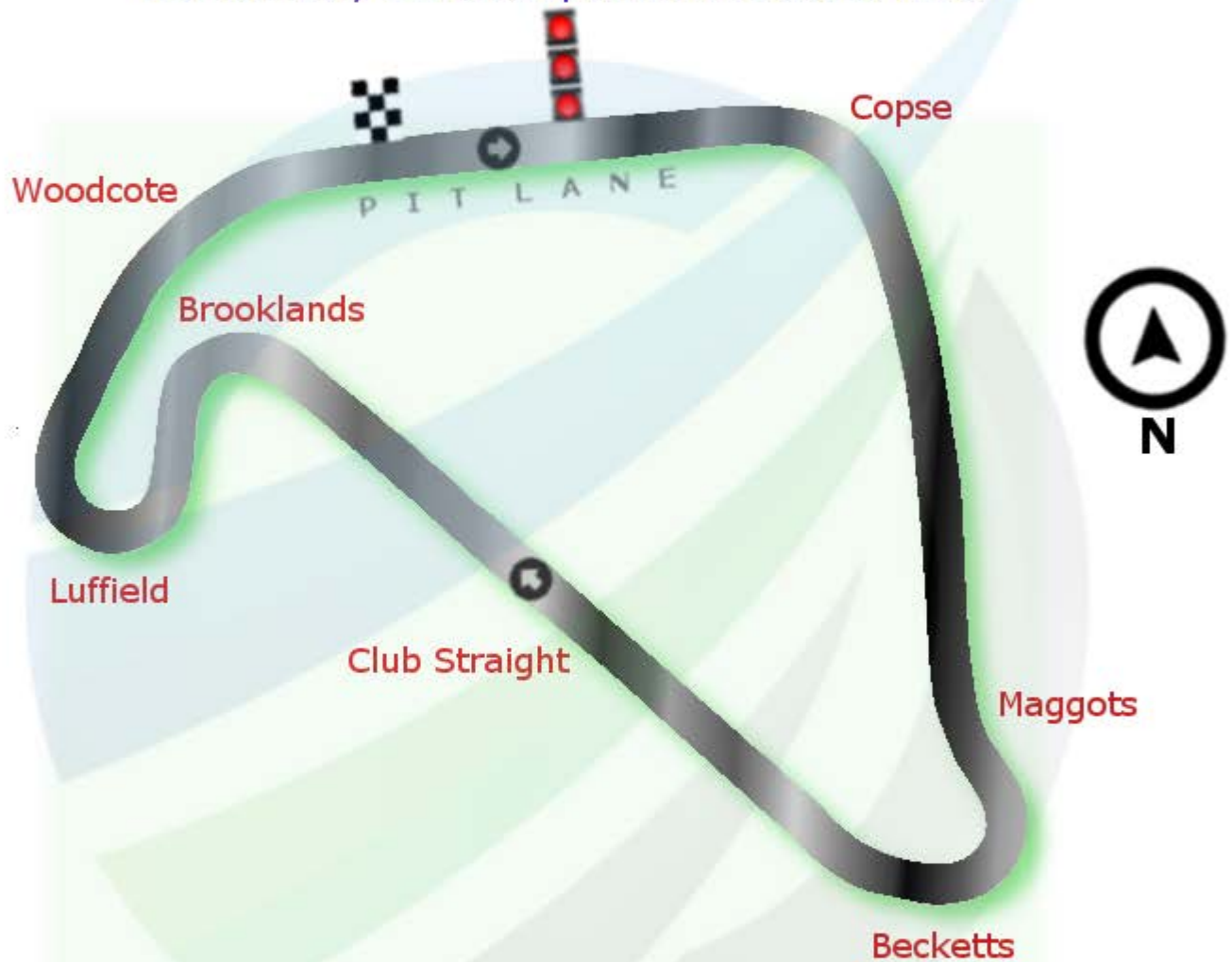
The Haysfield, Spring Lane North, Malvern, Worcestershire, WR14 1GF
Tel: +44 (0) 1684 560614 Fax: +44 (0) 1684 560624 email: motorsport@mstworld.com



www.hsc.org.uk

Silverstone National Circuit

Towcester, Northamptonshire NN12 8TN



Circuit website:

www.silverstone.co.uk

Track Length:

1.6390 miles / 2.6377 km

Pole Position:

Left hand side all starts



Timing & Results by MST SYSTEMS Ltd.

www.mstworld.com

© MST SYSTEMS Ltd. 2015

The Haysfield, Spring Lane North, Malvern, Worcestershire, WR14 1GF
Tel: +44 (0) 1684 560614 Fax: +44 (0) 1684 560624 email: motorsport@mstworld.com

**WALTER HAYES TROPHY
2015 HEAT DRAW**

HEAT 1

7. Callum McHale
17. Neil Tofts
23. Andy Charsley
25. James Raven
30. Steve Barlow
48. Jennifer Mullan
57. Chris Davison
60. Laurent Poncin
71. Phil Attwood
76. Jake Byrne
91. Craig Butchart
101. Don Boyack
105. Nick Barnes
115. Pierre Buret
121. Robert Barrable
122. Wayne Belcher
125. Michael Moyers
152. Vincent Mann

HEAT 2

4. Ed Moore
8. Nigel Dolan
9. Felix Fisher
20. Mark McKenna
27. Liam Payne
34. Stephen Collyer
44. Stephen Daly
45. Geoff Richardson
50. Jamie Thorburn
53. Steve Roberts
56. Richard Tarling
59. Chris Acton
72. Matthew Cowley
82. James Lovett
111. Ben Norton
145. Klaus-Dieter Hackel
193. Jayde Kruger
316. Conor Murphy

HEAT 3

10. Stuart Jones
24. Paul Mason
28. Neil Maclennan
29. Peter Sikstrom
31. Terry Kavanagh
35. Luke Cooper
36. Daniel O'Beirne
37. Jason Hore
40. Matt Rivett
43. Tom Bradshaw
55. Joey Foster
63. Bob Higgins
65. Jack Wolfenden
81. Josh Fisher
86. Paul Barnes
88. Rory Smith
97. Michael Duncalfe
188. Michael Beaver

HEAT 4

3. Peter Dempsey
5. John Svensson
11. Adam Higgins
15. David McArthur
21. Dakota Dickerson
26. Philippe Le Nech
42. Richard Higgins
49. Kevin O'Hara
67. George McDonald
70. Samuel Carrington Yates
73. Dan Minshaw
77. Fraser Gray
83. Stuart Gough
84. Stephen Bracegirdle
87. Josef Zosso
95. James Gowens
150. Michael Gibaut
157. David Wild

HEAT 5

12. Chris Middlehurst
14. Graham Carroll
19. Rick Morris
22. Michai Stephens
32. Tom Seward
38. Vincent Jay
46. Wayne Boyd
52. Mark de Rozarieux
58. Richard Davison
62. Kevin Mansell
66. Sebastian Melrose
75. Sam Mackenzie
89. Peter Daly
96. Dan Fox
118. Georges Tomsen
144. Adam Quartermaine
551. Joe Porter

HEAT 6

2. Roger Orgee
6. Timothy Buret
18. Paul Hubbard
33. Tom Brown
41. Andrew Kluge
51. Jack Clayton
54. Doug Crosbie
61. Eric Moulinet
64. Andy Clark
69. Jonny McMullan
79. Miles Johnston
85. Scott Andrews
94. Oliver White
100. Adam McKay
116. Ivor Mairs
117. Tom McArthur
156. Gaius Ghinn

Walter Hayes Trophy

HEAT 1 - QUALIFYING - Silverstone - 31 October - 1 November 2015

POS	NO	CL	DRIVER	NAT	CAR	TIME	LAPS	GAP	MPH
1	25		James RAVEN		Ray GR11	1:09.204	9		85.26
2	121		Rob BARRABLE		Ray GR10	1:09.500	9	0.296	84.89
3	125		Michael MOYERS		Spectrum 011C	1:10.039	9	0.835	84.24
4	23		Andy CHARLESLEY		Ray GR15	1:10.227	9	1.023	84.01
5	127		Ivor MCCULLOCH		Van Diemen RF00	1:10.301	9	1.097	83.93
6	76		Jake BYRNE		Ray GR13	1:10.368	9	1.164	83.85
7	17	H	Neil TOFTS		Reynard 89FF	1:11.460	8	2.256	82.56
8	7	H	Calum MCHALE		Van Diemen RF89	1:12.574	9	3.370	81.30
9	122		Wayne BELCHER		Swift SC95F	1:13.054	9	3.850	80.76
10	30		Steve BARLOW		Ray 98	1:14.362	9	5.158	79.34
11	105	H	Nick BARNES		Van Diemen RF87	1:14.621	8	5.417	79.07
12	91		Craig BUTCHART		Mygale GD515	1:15.333	8	6.129	78.32
13	60		Laurent PONCIN		Van Diemen RF91	1:15.542	8	6.338	78.10
14	48	H	Jennifer MULLAN		Reynard FF84	1:15.554	8	6.350	78.09
15	152		Vincent MANN		Van Diemen RF02	1:16.841	8	7.637	76.78
16	57	H	Chris DAVISON		Van Diemen RF89	1:18.208	8	9.004	75.44
17	101	H	Don BOYACK		Van Diemen RF89	1:22.693	8	13.489	71.35
18	115	H	Pierre BURET		Hawke DL15	1:28.528	7	19.324	66.65

Weather/Track: Cloud/Damp

Silverstone
Circuit Length = 1.6390 miles.
Start: 09:00 End: 09:10

These results are provisional until the conclusion of any judicial and technical matters.

Clerk of the Course:		Timekeeper:
----------------------	--	-------------

Walter Hayes Trophy

HEAT 1 - QUALIFYING LAP ANALYSIS - Silverstone - 31 October - 1 November 2015

7	Calum MCHALE	Van Diemen RF89
1 - X:00.000	6 - 1:12.994	
2 - 1:17.173	7 - 1:12.574	
3 - 1:14.583	8 - 1:12.913	
4 - 1:13.699	9 - 1:13.445	
5 - 1:13.922		
17	Neil TOFTS	Reynard 89FF
1 - X:00.000	6 - 1:12.949	
2 - 1:31.935	7 - 1:11.460	
3 - 1:17.711	8 - 1:26.511	
4 - 1:13.969		
5 - 1:25.830		
23	Andy CHARSLEY	Ray GR15
1 - X:00.000	6 - 1:10.674	
2 - 1:13.456	7 - 1:12.463	
3 - 1:11.296	8 - 1:11.194	
4 - 1:10.963	9 - 1:11.078	
5 - 1:10.227		
25	James RAVEN	Ray GR11
1 - X:00.000	6 - 1:09.919	
2 - 1:12.203	7 - 1:09.752	
3 - 1:11.179	8 - 1:09.204	
4 - 1:10.203	9 - 1:09.269	
5 - 1:09.886		
30	Steve BARLOW	Ray 98
1 - X:00.000	6 - 1:14.930	
2 - 1:16.528	7 - 1:15.329	
3 - 1:15.181	8 - 1:14.758	
4 - 1:16.421	9 - 1:14.362	
5 - 1:15.784		
48	Jennifer MULLAN	Reynard FF84
1 - X:00.000	6 - 1:16.410	
2 - 1:26.770	7 - 1:18.003	
3 - 1:19.602	8 - 1:15.554	
4 - 1:18.054		
5 - 1:17.406		

Weather/Track: Cloud/Damp

Silverstone
Circuit Length = 1.6390 miles.
Start: 09:00 End: 09:10

Walter Hayes Trophy

HEAT 1 - QUALIFYING LAP ANALYSIS - Silverstone - 31 October - 1 November 2015

(contd.)

57	Chris DAVISON	Van Diemen RF89
1 - X:00.000	6 - 1:19.054	
2 - 1:24.100	7 - 1:18.208	
3 - 1:18.362	8 - 1:19.870	
4 - 1:18.596		
5 - 1:19.204		
60	Laurent PONCIN	Van Diemen RF91
1 - X:00.000	6 - 1:16.226	
2 - 1:20.689	7 - 1:15.793	
3 - 1:17.814	8 - 1:15.542	
4 - 1:16.934		
5 - 1:17.679		
76	Jake BYRNE	Ray GR13
1 - X:00.000	6 - 1:11.234	
2 - 1:12.411	7 - 1:10.512	
3 - 1:11.070	8 - 1:12.370	
4 - 1:10.746	9 - 1:10.368	
5 - 1:10.956		
91	Craig BUTCHART	Mygale GD515
1 - X:00.000	6 - 1:15.773	
2 - 1:21.830	7 - 1:15.608	
3 - 1:17.777	8 - 1:15.333	
4 - 1:15.911		
5 - 1:15.333		
101	Don BOYACK	Van Diemen RF89
1 - X:00.000	6 - 1:25.906	
2 - 1:25.601	7 - 1:33.180	
3 - 1:24.858	8 - 1:23.840	
4 - 1:22.903		
5 - 1:22.693		
105	Nick BARNES	Van Diemen RF87
1 - X:00.000	6 - 1:15.340	
2 - 1:20.589	7 - 1:15.994	
3 - 1:16.693	8 - 1:14.621	
4 - 1:16.094		
5 - 1:15.452		

Weather/Track: Cloud/Damp

Silverstone
Circuit Length = 1.6390 miles.
Start: 09:00 End: 09:10

Walter Hayes Trophy

HEAT 1 - QUALIFYING LAP ANALYSIS - Silverstone - 31 October - 1 November 2015

(contd.)

115	Pierre BURET	Hawke DL15
1 - X:00.000	6 - 1:29.704	
2 - 1:52.841	7 - 1:28.528	
3 - 1:33.407		
4 - 1:33.261		
5 - 1:30.729		
121	Rob BARRABLE	Ray GR10
1 - X:00.000	6 - 1:09.866	
2 - 1:11.384	7 - 1:10.007	
3 - 1:10.977	8 - 1:09.619	
4 - 1:10.719	9 - 1:09.500	
5 - 1:10.114		
122	Wayne BELCHER	Swift SC95F
1 - X:00.000	6 - 1:15.835	
2 - 1:19.522	7 - 1:14.152	
3 - 1:16.104	8 - 1:13.054	
4 - 1:15.098	9 - 1:13.384	
5 - 1:16.715		
125	Michael MOYERS	Spectrum 011C
1 - X:00.000	6 - 1:10.197	
2 - 1:12.942	7 - 1:10.039	
3 - 1:11.658	8 - 1:13.415	
4 - 1:10.954	9 - 1:11.545	
5 - 1:10.504		
127	Ivor MCCULLOCH	Van Diemen RF00
1 - X:00.000	6 - 1:10.390	
2 - 1:14.181	7 - 1:10.788	
3 - 1:11.380	8 - 1:10.301	
4 - 1:12.372	9 - 1:10.652	
5 - 1:10.688		
152	Vincent MANN	Van Diemen RF02
1 - X:00.000	6 - 1:18.009	
2 - 1:31.980	7 - 1:16.841	
3 - 1:19.413	8 - 1:17.483	
4 - 1:17.469		
5 - 1:19.299		


Weather/Track: Cloud/Damp

Silverstone
Circuit Length = 1.6390 miles.
Start: 09:00 End: 09:10

Walter Hayes Trophy

HEAT 1 - STARTING GRID - Silverstone - 31 October - 1 November 2015

ROW 9	115 BURET	101 BOYACK
ROW 8	57 DAVISON	152 MANN
ROW 7	48 MULLAN	60 PONCIN
ROW 6	91 BUTCHART	105 BARNES
ROW 5	30 BARLOW	122 BELCHER
ROW 4	7 MCHALE	17 TOFTS
ROW 3	76 BYRNE	127 MCCULLOCH
ROW 2	23 CHARSLY	125 MOYERS
ROW 1	121 BARRABLE	25 RAVEN
		POLE



Weather/Track: Cloud/Damp

Silverstone
Circuit Length = 1.6390 miles.
Start: 09:00 End: 09:10

These results are provisional until the conclusion of any judicial and technical matters.

Clerk of the Course:

Timekeeper:

Walter Hayes Trophy

HEAT 1 - CLASSIFICATION - Silverstone - 31 October - 1 November 2015

POS	NO	CL	DRIVER	NAT	CAR	TIME	LAPS	GAP	MPH	BEST
1	125		Michael MOYERS		Spectrum 011C	8:36.991	8		90.72	1:03.697
2	25		James RAVEN		Ray GR11	8:37.181	8	0.190	90.69	1:03.926
3	121		Rob BARRABLE		Ray GR10	8:37.510	8	0.519	90.63	1:03.810
4	127		Ivor MCCULLOCH		Van Diemen RF00	8:37.898	8	0.907	90.56	1:03.396
5	76		Jake BYRNE		Ray GR13	8:38.677	8	1.686	90.43	1:03.602
6	23		Andy CHARLESLEY		Ray GR15	8:40.787	8	3.796	90.06	1:04.023
7	17	H	Neil TOFTS		Reynard 89FF	8:56.847	8	19.856	87.37	1:05.316
8	7	H	Calum MCHALE		Van Diemen RF89	9:03.397	8	26.406	86.31	1:06.368
9	122		Wayne BELCHER		Swift SC95F	9:10.816	8	33.825	85.15	1:06.856
10	91		Craig BUTCHART		Mygale GD515	9:12.801	8	35.810	84.84	1:06.931
11	105	H	Nick BARNES		Van Diemen RF87	9:14.732	8	37.741	84.55	1:07.413
12	30		Steve BARLOW		Ray 98	9:20.358	8	43.367	83.70	1:07.796
13	60		Laurent PONCIN		Van Diemen RF91	9:28.517	8	51.526	82.50	1:08.590
14	48	H	Jennifer MULLAN		Reynard FF84	9:40.586	8	1:03.595	80.78	1:10.012
15	152		Vincent MANN		Van Diemen RF02	9:40.949	8	1:03.958	80.73	1:10.483
16	57	H	Chris DAVISON		Van Diemen RF89	9:41.157	8	1:04.166	80.70	1:10.172
17	101	H	Don BOYACK		Van Diemen RF89	9:46.750	8	1:09.759	79.93	1:10.394
18	115	H	Pierre BURET		Hawke DL15	9:34.410	7	1 LAP	71.38	1:19.509

FASTEST LAP

127			Ivor MCCULLOCH		Van Diemen RF00	1:03.396	8	93.07mph	149.78kph
17	H		Neil TOFTS		Reynard 89FF	1:05.316	8	90.33mph	145.38kph

Weather/Track: Cloud/Drying

These results are provisional until the conclusion of any judicial and technical matters.

Silverstone

Circuit Length = 1.6390 miles.

Start: 11:44 End: 11:53

Clerk of the Course:

Timekeeper:

Walter Hayes Trophy

HEAT 1 - LAP ANALYSIS - Silverstone - 31 October - 1 November 2015

7	Calum MCHALE	Van Diemen RF89
1 - 1:14.270	6 - 1:06.368	
2 - 1:07.789	7 - 1:06.625	
3 - 1:07.259	8 - 1:06.814	
4 - 1:07.248		
5 - 1:07.024		
17	Neil TOFTS	Reynard 89FF
1 - 1:12.848	6 - 1:06.373	
2 - 1:07.314	7 - 1:05.952	
3 - 1:06.859	8 - 1:05.316	
4 - 1:06.105		
5 - 1:06.080		
23	Andy CHARSLEY	Ray GR15
1 - 1:10.188	6 - 1:04.189	
2 - 1:04.801	7 - 1:04.030	
3 - 1:04.625	8 - 1:04.023	
4 - 1:04.435		
5 - 1:04.496		
25	James RAVEN	Ray GR11
1 - 1:07.821	6 - 1:03.926	
2 - 1:04.722	7 - 1:03.956	
3 - 1:04.410	8 - 1:04.111	
4 - 1:04.073		
5 - 1:04.162		
30	Steve BARLOW	Ray 98
1 - 1:19.692	6 - 1:08.427	
2 - 1:09.084	7 - 1:09.427	
3 - 1:08.965	8 - 1:07.796	
4 - 1:08.536		
5 - 1:08.431		
48	Jennifer MULLAN	Reynard FF84
1 - 1:21.617	6 - 1:11.943	
2 - 1:11.964	7 - 1:10.012	
3 - 1:11.050	8 - 1:10.355	
4 - 1:11.568		
5 - 1:12.077		

Weather/Track: Cloud/Drying

Walter Hayes Trophy

HEAT 1 - LAP ANALYSIS - Silverstone - 31 October - 1 November 2015

(contd.)

57	Chris DAVISON	Van Diemen RF89
1 - 1:21.140	6 - 1:11.753	
2 - 1:11.144	7 - 1:10.172	
3 - 1:12.868	8 - 1:10.467	
4 - 1:11.498		
5 - 1:12.115		
60	Laurent PONCIN	Van Diemen RF91
1 - 1:17.365	6 - 1:09.278	
2 - 1:10.798	7 - 1:09.514	
3 - 1:10.190	8 - 1:08.843	
4 - 1:08.590		
5 - 1:13.939		
76	Jake BYRNE	Ray GR13
1 - 1:09.132	6 - 1:04.071	
2 - 1:04.988	7 - 1:03.702	
3 - 1:04.680	8 - 1:03.602	
4 - 1:04.206		
5 - 1:04.296		
91	Craig BUTCHART	Mygale GD515
1 - 1:17.672	6 - 1:07.331	
2 - 1:09.244	7 - 1:07.728	
3 - 1:08.347	8 - 1:06.931	
4 - 1:08.087		
5 - 1:07.461		
101	Don BOYACK	Van Diemen RF89
1 - 1:22.440	6 - 1:11.320	
2 - 1:13.579	7 - 1:10.394	
3 - 1:12.914	8 - 1:11.404	
4 - 1:12.745		
5 - 1:11.954		
105	Nick BARNES	Van Diemen RF87
1 - 1:16.340	6 - 1:07.713	
2 - 1:09.654	7 - 1:08.137	
3 - 1:09.580	8 - 1:07.569	
4 - 1:08.326		
5 - 1:07.413		

Weather/Track: Cloud/Drying

Walter Hayes Trophy

HEAT 1 - LAP ANALYSIS - Silverstone - 31 October - 1 November 2015

(contd.)

115	Pierre BURET	Hawke DL15
1 - 1:29.265	6 - 1:19.602	
2 - 1:20.829	7 - 1:19.509	
3 - 1:22.062		
4 - 1:22.541		
5 - 1:20.602		
121	Rob BARRABLE	Ray GR10
1 - 1:08.174	6 - 1:03.810	
2 - 1:04.534	7 - 1:04.044	
3 - 1:04.397	8 - 1:04.074	
4 - 1:04.507		
5 - 1:03.970		
122	Wayne BELCHER	Swift SC95F
1 - 1:13.858	6 - 1:06.856	
2 - 1:07.841	7 - 1:11.405	
3 - 1:07.123	8 - 1:08.434	
4 - 1:07.981		
5 - 1:07.318		
125	Michael MOYERS	Spectrum 011C
1 - 1:08.577	6 - 1:04.033	
2 - 1:04.508	7 - 1:03.962	
3 - 1:04.214	8 - 1:03.998	
4 - 1:04.002		
5 - 1:03.697		
127	Ivor MCCULLOCH	Van Diemen RF00
1 - 1:09.546	6 - 1:03.696	
2 - 1:04.791	7 - 1:03.685	
3 - 1:04.347	8 - 1:03.396	
4 - 1:04.218		
5 - 1:04.219		
152	Vincent MANN	Van Diemen RF02
1 - 1:19.959	6 - 1:10.728	
2 - 1:12.130	7 - 1:11.047	
3 - 1:12.079	8 - 1:10.483	
4 - 1:11.795		
5 - 1:12.728		

Weather/Track: Cloud/Drying

Walter Hayes Trophy

HEAT 1 - LAP CHART - Silverstone - 31 October - 1 November 2015

Lap 1			Lap 2			Lap 3			Lap 4			Lap 5		
No	Behind	Laptime	No	Behind	Laptime	No	Behind	Laptime	No	Behind	Laptime	No	Behind	Laptime
25		1:07.821	25		1:04.722	25		1:04.410	25		1:04.073	125		1:03.697
121	0.353	1:08.174	121	0.165	1:04.534	121	0.152	1:04.397	125	0.275	1:04.002	25	0.190	1:04.162
125	0.756	1:08.577	125	0.542	1:04.508	125	0.346	1:04.214	121	0.586	1:04.507	121	0.584	1:03.970
76	1.311	1:09.132	76	1.577	1:04.988	127	1.731	1:04.347	127	1.876	1:04.218	127	2.123	1:04.219
127	1.725	1:09.546	127	1.794	1:04.791	76	1.847	1:04.680	76	1.980	1:04.206	76	2.304	1:04.296
23	2.367	1:10.188	23	2.446	1:04.801	23	2.661	1:04.625	23	3.023	1:04.435	23	3.547	1:04.496
17	5.027	1:12.848	17	7.619	1:07.314	17	10.068	1:06.859	17	12.100	1:06.105	115	1 LAP	1:22.541
122	6.037	1:13.858	122	9.156	1:07.841	122	11.869	1:07.123	7	15.540	1:07.248	17	14.208	1:06.080
7	6.449	1:14.270	7	9.516	1:07.789	7	12.365	1:07.259	122	15.777	1:07.981	7	18.592	1:07.024
105	8.519	1:16.340	105	13.451	1:09.654	91	18.310	1:08.347	91	22.324	1:08.087	122	19.123	1:07.318
60	9.544	1:17.365	91	14.373	1:09.244	105	18.621	1:09.580	105	22.874	1:08.326	91	25.813	1:07.461
91	9.851	1:17.672	60	15.620	1:10.798	30	20.788	1:08.965	30	25.251	1:08.536	105	26.315	1:07.413
30	11.871	1:19.692	30	16.233	1:09.084	60	21.400	1:10.190	60	25.917	1:08.590	30	29.710	1:08.431
152	12.138	1:19.959	152	19.546	1:12.130	152	27.215	1:12.079	152	34.937	1:11.795	60	35.884	1:13.939
57	13.319	1:21.140	57	19.741	1:11.144	48	27.678	1:11.050	48	35.173	1:11.568	48	43.278	1:12.077
48	13.796	1:21.617	48	21.038	1:11.964	57	28.199	1:12.868	57	35.624	1:11.498	152	43.693	1:12.728
101	14.619	1:22.440	101	23.476	1:13.579	101	31.980	1:12.914	101	40.652	1:12.745	57	43.767	1:12.115
115	21.444	1:29.265	115	37.551	1:20.829	115	55.203	1:22.062				101	48.634	1:11.954

Weather/Track: Cloud/Drying

Walter Hayes Trophy

HEAT 1 - LAP CHART - Silverstone - 31 October - 1 November 2015

(contd.)

Lap 6			Lap 7			Lap 8			Lap 9			Lap 10		
No	Behind	Laptime	No	Behind	Laptime	No	Behind	Laptime	No	Behind	Laptime	No	Behind	Laptime
125		1:04.033	125		1:03.962	125		1:03.998						
25	0.083	1:03.926	25	0.077	1:03.956	25	0.190	1:04.111						
121	0.361	1:03.810	121	0.443	1:04.044	121	0.519	1:04.074						
127	1.786	1:03.696	127	1.509	1:03.685	127	0.907	1:03.396						
76	2.342	1:04.071	76	2.082	1:03.702	76	1.686	1:03.602						
23	3.703	1:04.189	23	3.771	1:04.030	23	3.796	1:04.023						
17	16.548	1:06.373	17	18.538	1:05.952	17	19.856	1:05.316						
7	20.927	1:06.368	7	23.590	1:06.625	7	26.406	1:06.814						
122	21.946	1:06.856	122	29.389	1:11.405	122	33.825	1:08.434						
115	1 LAP	1:20.602	91	32.877	1:07.728	91	35.810	1:06.931						
91	29.111	1:07.331	105	34.170	1:08.137	105	37.741	1:07.569						
105	29.995	1:07.713	30	39.569	1:09.427	30	43.367	1:07.796						
30	34.104	1:08.427	115	1 LAP	1:19.602	60	51.526	1:08.843						
60	41.129	1:09.278	60	46.681	1:09.514	115	1 LAP	1:19.509						
152	50.388	1:10.728	48	57.238	1:10.012	48	1:03.595	1:10.355						
48	51.188	1:11.943	152	57.473	1:11.047	152	1:03.958	1:10.483						
57	51.487	1:11.753	57	57.697	1:10.172	57	1:04.166	1:10.467						
101	55.921	1:11.320	101	1:02.353	1:10.394	101	1:09.759	1:11.404						

Weather/Track: Cloud/Drying

www.mstworld.com

Page 2 of 2

Silverstone
Circuit Length = 1.6390 miles.
Start: 11:44 End: 11:53

Printed - 11:57 Saturday, 31 October 2015

Walter Hayes Trophy

HEAT 2 - QUALIFYING - AMENDED - Silverstone - 31 October - 1 November 2015

POS	NO	CL	DRIVER	NAT	CAR	TIME	LAPS	GAP	MPH
1	44		Stephen DALY		Spectrum FF1600	1:09.085	10		85.40
2	56		Richard TARLING		Van Diemen RF90	1:09.757	9	0.672	84.58
3	9		Felix FISHER		Van Diemen VD02	1:09.758	9	0.673	84.58
4	50		Jamie THORBURN		Ray GR15	1:09.774	9	0.689	84.56
5	45		Geoff RICHARDSON		Van Diemen RF03	1:10.146	9	1.061	84.11
6	27		Liam PAYNE		Van Diemen JL014	1:10.155	9	1.070	84.10
7	111		Ben NORTON		Spectrum 010B	1:10.306	9	1.221	83.92
8	4		Edward MOORE		Van Diemen JL013K	1:10.342	8	1.257	83.88
9	193		Jayde KRUGER		Van Diemen RF92	1:10.356	9	1.271	83.86
10	72	H	Matthew COWLEY		Reynard RF88	1:10.495	9	1.410	83.70
11	47	H	Nigel THOMPSON		Van Diemen RF88	1:10.584	9	1.499	83.59
12	145	H	Klaus DIETER-HACKEL		Van Diemen RF88	1:11.812	9	2.727	82.16
13	59		Chris ACTON		Ray GR08	1:11.936	9	2.851	82.02
14	316	H	Conor MURPHY		Van Diemen RF83	1:12.532	9	3.447	81.34
15	8		Nigel DOLAN		Van Diemen JL012K	1:13.300	9	4.215	80.49
16	53		Steve ROBERTS		Van Diemen RF91	1:15.968	8	6.883	77.67
17	82	H	James LOVETT		Lola T200	1:17.122	9	8.037	76.50
18	20		David PORTER		Van Diemen RF92	1:17.216	9	8.131	76.41
19	34	H	Stephen COLLYER		Crossle 32F	1:21.133	8	12.048	72.72

Car 193, Several times disallowed ref. Q14.4.2 (Track limits)

Weather/Track: Cloud/Damp

These results are provisional until the conclusion of any judicial and technical matters.

Silverstone

Circuit Length = 1.6390 miles.

Start: 09:18 End: 09:28

Clerk of the Course:

Timekeeper:

Walter Hayes Trophy

HEAT 2 - QUALIFYING LAP ANALYSIS - Silverstone - 31 October - 1 November 2015

4	Edward MOORE	Van Diemen JL013K
1 - 8:45.341	6 - 2:35.405	
2 - 1:11.639	7 - 1:26.301	
3 - 1:11.461	8 - 1:11.415	
4 - 1:10.893		
5 - 1:10.342		
8	Nigel DOLAN	Van Diemen JL012K
1 - 8:55.682	6 - 1:14.672	
2 - 1:15.513	7 - 1:15.339	
3 - 1:13.513	8 - 1:13.300	
4 - 1:15.270	9 - 1:13.968	
5 - 1:14.115		
9	Felix FISHER	Van Diemen VD02
1 - 8:45.680	6 - 1:10.375	
2 - 1:12.364	7 - 1:09.758	
3 - 1:11.047	8 - 1:09.854	
4 - 1:10.416	9 - 1:10.266	
5 - 1:17.733		
20	David PORTER	Van Diemen RF92
1 - 9:02.550	6 - 1:18.343	
2 - 1:19.769	7 - 1:17.532	
3 - 1:18.414	8 - 1:17.273	
4 - 1:18.140	9 - 1:17.216	
5 - 1:17.633		
27	Liam PAYNE	Van Diemen JL014
1 - 8:47.560	6 - 1:10.464	
2 - 1:12.492	7 - 1:10.155	
3 - 1:11.020	8 - 1:10.668	
4 - 1:12.885	9 - 1:10.290	
5 - 1:10.467		
34	Stephen COLLYER	Crossle 32F
1 - 9:08.875	6 - 1:25.741	
2 - 1:26.005	7 - 1:22.707	
3 - 1:35.175	8 - 1:21.133	
4 - 1:28.209		
5 - 1:25.073		

Weather/Track: Cloud/Damp

Walter Hayes Trophy

HEAT 2 - QUALIFYING LAP ANALYSIS - Silverstone - 31 October - 1 November 2015

(contd.)

44	Stephen DALY	Spectrum FF1600
1 - 8:46.135	6 - 1:09.608	
2 - 1:11.324	7 - 1:09.381	
3 - 1:11.262	8 - 1:09.368	
4 - 1:10.094	9 - 1:09.812	
5 - 1:09.837	10 - 1:09.085	
45	Geoff RICHARDSON	Van Diemen RF03
1 - 8:59.027	6 - 1:14.065	
2 - 1:15.180	7 - 1:12.177	
3 - 1:11.775	8 - 1:10.622	
4 - 1:11.710	9 - 1:10.146	
5 - 1:11.032		
47	Nigel THOMPSON	Van Diemen RF88
1 - 8:41.737	6 - 1:11.295	
2 - 1:14.067	7 - 1:10.584	
3 - 1:12.096	8 - 1:22.226	
4 - 1:10.751	9 - 1:11.882	
5 - 1:12.238		
50	Jamie THORBURN	Ray GR15
1 - 8:48.878	6 - 1:10.667	
2 - 1:12.519	7 - 1:13.534	
3 - 1:11.696	8 - 1:09.832	
4 - 1:11.552	9 - 1:09.774	
5 - 1:11.448		
53	Steve ROBERTS	Van Diemen RF91
1 - 9:08.577	6 - 1:17.864	
2 - 1:20.967	7 - 1:16.987	
3 - 1:20.559	8 - 1:15.968	
4 - 1:18.044		
5 - 1:17.961		
56	Richard TARLING	Van Diemen RF90
1 - 8:44.600	6 - 1:10.098	
2 - 1:12.004	7 - 1:10.155	
3 - 1:10.542	8 - 1:09.908	
4 - 1:14.351	9 - 1:10.886	
5 - 1:09.757		

Weather/Track: Cloud/Damp

www.mstworld.com

Page 2 of 4

Silverstone
Circuit Length = 1.6390 miles.
Start: 09:18 End: 09:28

Printed - 09:30 Saturday, 31 October 2015

Walter Hayes Trophy

HEAT 2 - QUALIFYING LAP ANALYSIS - Silverstone - 31 October - 1 November 2015

(contd.)

59	Chris ACTON	Ray GR08
1 - 8:58.853	6 - 1:11.987	
2 - 1:16.844	7 - 1:15.549	
3 - 1:12.955	8 - 1:12.391	
4 - 1:12.199	9 - 1:12.353	
5 - 1:11.936		
72	Matthew COWLEY	Reynard RF88
1 - 8:46.477	6 - 1:11.806	
2 - 1:12.473	7 - 1:11.458	
3 - 1:11.811	8 - 1:11.409	
4 - 1:11.661	9 - 1:10.495	
5 - 1:11.257		
82	James LOVETT	Lola T200
1 - 8:58.075	6 - 1:19.592	
2 - 1:21.027	7 - 1:17.596	
3 - 1:17.122	8 - 1:17.688	
4 - 1:18.566	9 - 1:18.222	
5 - 1:17.397		
111	Ben NORTON	Spectrum 010B
1 - 8:55.693	6 - 1:13.073	
2 - 1:13.138	7 - 1:11.641	
3 - 1:11.252	8 - 1:10.796	
4 - 1:18.546	9 - 1:10.306	
5 - 1:10.862		
145	Klaus DIETER-HACKEL	Van Diemen RF88
1 - 8:50.251	6 - 1:14.314	
2 - 1:12.443	7 - 1:16.494	
3 - 1:12.415	8 - 1:12.774	
4 - 1:12.569	9 - 1:11.812	
5 - 1:12.184		
193	Jayde KRUGER	Van Diemen RF92
1 - 8:52.062	6 - 1:25.717	
2 - 1:14.963	7 - 1:12.040	
3 - 1:11.129	8 - 1:11.694	
4 - 1:10.356	9 - 1:09.881	
5 - 1:09.917		

Weather/Track: Cloud/Damp

www.mstworld.com

Page 3 of 4

Silverstone
Circuit Length = 1.6390 miles.
Start: 09:18 End: 09:28

Printed - 09:30 Saturday, 31 October 2015

Walter Hayes Trophy

HEAT 2 - QUALIFYING LAP ANALYSIS - Silverstone - 31 October - 1 November 2015

(contd.)

316	Conor MURPHY	Van Diemen RF83
1 - 8:58.831	6 - 1:16.127	
2 - 1:21.688	7 - 1:16.268	
3 - 1:15.684	8 - 1:13.360	
4 - 1:14.374	9 - 1:12.532	
5 - 1:13.999		

Weather/Track: Cloud/Damp

www.mstworld.com

Page 4 of 4


Silverstone
Circuit Length = 1.6390 miles.
Start: 09:18 End: 09:28

Printed - 09:30 Saturday, 31 October 2015

Walter Hayes Trophy

HEAT 2 - STARTING GRID - AMENDED - Silverstone - 31 October - 1 November 2015

ROW 10		34	COLLYER		
ROW 9		20	PORTER	82	LOVETT
ROW 8		53	ROBERTS	8	DOLAN
ROW 7		316	MURPHY	59	ACTON
ROW 6		145	DIETER-HACKEL	47	THOMPSON
ROW 5		72	COWLEY	193	KRUGER
ROW 4		4	MOORE	111	NORTON
ROW 3		27	PAYNE	45	RICHARDSON
ROW 2		50	THORBURN	9	FISHER
ROW 1		56	TARLING	44	DALY
					POLE



Car 193, Several times disallowed ref. Q14.4.2 (Track limits)

Weather/Track: Cloud/Damp

These results are provisional until the conclusion of any judicial and technical matters.

Silverstone

Circuit Length = 1.6390 miles.

Start: 09:18 End: 09:28

Clerk of the Course:

Timekeeper:

Walter Hayes Trophy

HEAT 2 - CLASSIFICATION - Silverstone - 31 October - 1 November 2015

POS	NO	CL	DRIVER	NAT	CAR	TIME	LAPS	GAP	MPH	BEST
1	44		Stephen DALY		Spectrum FF1600	8:31.089	8		91.77	1:03.021
2	111		Ben NORTON		Spectrum 010B	8:37.210	8	6.121	90.68	1:03.474
3	56		Richard TARLING		Van Diemen RF90	8:37.402	8	6.313	90.65	1:03.300
4	27		Liam PAYNE		Van Diemen JL014	8:39.267	8	8.178	90.32	1:03.451
5	4		Edward MOORE		Van Diemen JL013K	8:39.476	8	8.387	90.29	1:03.510
6	9		Felix FISHER		Van Diemen VD02	8:39.931	8	8.842	90.21	1:03.959
7	45		Geoff RICHARDSON		Van Diemen RF03	8:40.988	8	9.899	90.03	1:03.363
8	50		Jamie THORBURN		Ray GR15	8:41.550	8	10.461	89.93	1:03.604
9	59		Chris ACTON		Ray GR08	8:53.259	8	22.170	87.95	1:05.518
10	316	H	Conor MURPHY		Van Diemen RF83	8:53.940	8	22.851	87.84	1:05.523
11	8		Nigel DOLAN		Van Diemen JL012K	8:53.984	8	22.895	87.83	1:05.504
12	145	H	Klaus DIETER-HACKEL		Van Diemen RF88	8:54.110	8	23.021	87.81	1:05.533
13	47	H	Nigel THOMPSON		Van Diemen RF88	8:54.520	8	23.431	87.75	1:04.273
14	53		Steve ROBERTS		Van Diemen RF91	9:18.272	8	47.183	84.01	1:08.349
15	34	H	Stephen COLLYER		Crossle 32F	9:18.534	8	47.445	83.97	1:07.842
16	82	H	James LOVETT		Lola T200	9:19.209	8	48.120	83.87	1:08.405
17	20		David PORTER		Van Diemen RF92	9:20.337	8	49.248	83.70	1:07.776
18	193		Jayde KRUGER		Van Diemen RF92	9:24.671	8	53.582	83.06	1:03.617
19	72	H	Matthew COWLEY		Reynard RF88	7:36.573	7	1 LAP	89.80	1:03.693

FASTEST LAP

44		Stephen DALY		Spectrum FF1600	1:03.021	5	93.62mph	150.67kph
72	H	Matthew COWLEY		Reynard RF88	1:03.693	5	92.63mph	149.08kph

Weather/Track: Cloud/Dry

These results are provisional until the conclusion of any judicial and technical matters.

Silverstone

Circuit Length = 1.6390 miles.

Start: 12:41 End: 12:49

Clerk of the Course:

Timekeeper:

Walter Hayes Trophy

HEAT 2 - LAP ANALYSIS - Silverstone - 31 October - 1 November 2015

4	Edward MOORE	Van Diemen JL013K
1 - 1:09.910	6 - 1:04.591	
2 - 1:04.526	7 - 1:03.990	
3 - 1:04.518	8 - 1:03.510	
4 - 1:04.593		
5 - 1:03.838		
8	Nigel DOLAN	Van Diemen JL012K
1 - 1:12.595	6 - 1:06.089	
2 - 1:06.365	7 - 1:06.229	
3 - 1:05.638	8 - 1:05.987	
4 - 1:05.504		
5 - 1:05.577		
9	Felix FISHER	Van Diemen VD02
1 - 1:08.144	6 - 1:04.507	
2 - 1:06.116	7 - 1:04.019	
3 - 1:04.613	8 - 1:04.114	
4 - 1:04.459		
5 - 1:03.959		
20	David PORTER	Van Diemen RF92
1 - 1:18.512	6 - 1:08.297	
2 - 1:09.197	7 - 1:08.580	
3 - 1:09.297	8 - 1:07.776	
4 - 1:08.737		
5 - 1:09.941		
27	Liam PAYNE	Van Diemen JL014
1 - 1:10.483	6 - 1:04.159	
2 - 1:04.834	7 - 1:03.451	
3 - 1:04.047	8 - 1:03.962	
4 - 1:04.590		
5 - 1:03.741		
34	Stephen COLLYER	Crossle 32F
1 - 1:17.842	6 - 1:08.308	
2 - 1:09.125	7 - 1:07.842	
3 - 1:09.112	8 - 1:08.129	
4 - 1:09.370		
5 - 1:08.806		

Weather/Track: Cloud/Dry

Walter Hayes Trophy

HEAT 2 - LAP ANALYSIS - Silverstone - 31 October - 1 November 2015

(contd.)

44	Stephen DALY	Spectrum FF1600
1 - 1:06.582	6 - 1:03.168	
2 - 1:04.144	7 - 1:03.218	
3 - 1:03.833	8 - 1:03.262	
4 - 1:03.861		
5 - 1:03.021		
45	Geoff RICHARDSON	Van Diemen RF03
1 - 1:08.495	6 - 1:03.683	
2 - 1:05.528	7 - 1:03.988	
3 - 1:03.987	8 - 1:03.752	
4 - 1:08.192		
5 - 1:03.363		
47	Nigel THOMPSON	Van Diemen RF88
1 - 1:11.382	6 - 1:04.517	
2 - 1:06.511	7 - 1:04.714	
3 - 1:04.725	8 - 1:13.755	
4 - 1:04.643		
5 - 1:04.273		
50	Jamie THORBURN	Ray GR15
1 - 1:11.071	6 - 1:03.604	
2 - 1:06.273	7 - 1:03.965	
3 - 1:04.441	8 - 1:04.559	
4 - 1:04.025		
5 - 1:03.612		
53	Steve ROBERTS	Van Diemen RF91
1 - 1:17.268	6 - 1:08.575	
2 - 1:09.565	7 - 1:08.517	
3 - 1:08.591	8 - 1:08.742	
4 - 1:08.349		
5 - 1:08.665		
56	Richard TARLING	Van Diemen RF90
1 - 1:08.266	6 - 1:03.611	
2 - 1:05.353	7 - 1:03.300	
3 - 1:04.101	8 - 1:03.426	
4 - 1:05.159		
5 - 1:04.186		

Weather/Track: Cloud/Dry

Walter Hayes Trophy

HEAT 2 - LAP ANALYSIS - Silverstone - 31 October - 1 November 2015

(contd.)

59	Chris ACTON	Ray GR08
1 - 1:11.972	6 - 1:06.281	
2 - 1:06.155	7 - 1:05.518	
3 - 1:05.588	8 - 1:05.687	
4 - 1:05.893		
5 - 1:06.165		
72	Matthew COWLEY	Reynard RF88
1 - 1:10.283	6 - 1:04.091	
2 - 1:05.031	7 - 1:04.333	
3 - 1:04.680		
4 - 1:04.462		
5 - 1:03.693		
82	James LOVETT	Lola T200
1 - 1:16.209	6 - 1:08.503	
2 - 1:09.519	7 - 1:08.800	
3 - 1:09.917	8 - 1:08.405	
4 - 1:08.908		
5 - 1:08.948		
111	Ben NORTON	Spectrum 010B
1 - 1:08.742	6 - 1:03.585	
2 - 1:05.142	7 - 1:03.757	
3 - 1:04.428	8 - 1:03.474	
4 - 1:04.086		
5 - 1:03.996		
145	Klaus DIETER-HACKEL	Van Diemen RF88
1 - 1:12.381	6 - 1:05.580	
2 - 1:06.261	7 - 1:06.377	
3 - 1:05.533	8 - 1:05.781	
4 - 1:05.611		
5 - 1:06.586		
193	Jayde KRUGER	Van Diemen RF92
1 - 1:11.069	6 - 1:03.661	
2 - 1:05.765	7 - 1:05.084	
3 - 1:04.430	8 - 1:46.994P	
4 - 1:04.051		
5 - 1:03.617		

Weather/Track: Cloud/Dry

Walter Hayes Trophy

HEAT 2 - LAP ANALYSIS - Silverstone - 31 October - 1 November 2015

(contd.)

316	Conor MURPHY	Van Diemen RF83
1 - 1:12.228	6 - 1:05.523	
2 - 1:06.077	7 - 1:05.996	
3 - 1:05.996	8 - 1:06.411	
4 - 1:06.147		
5 - 1:05.562		

Weather/Track: Cloud/Dry

www.mstworld.com

Page 4 of 4

Silverstone
Circuit Length = 1.6390 miles.
Start: 12:41 End: 12:49

Printed - 12:52 Saturday, 31 October 2015

Walter Hayes Trophy

HEAT 2 - LAP CHART - Silverstone - 31 October - 1 November 2015

Lap 1			Lap 2			Lap 3			Lap 4			Lap 5		
No	Behind	Laptime	No	Behind	Laptime	No	Behind	Laptime	No	Behind	Laptime	No	Behind	Laptime
44		1:06.582	44		1:04.144	44		1:03.833	44		1:03.861	44		1:03.021
9	1.562	1:08.144	56	2.893	1:05.353	56	3.161	1:04.101	111	3.978	1:04.086	111	4.953	1:03.996
56	1.684	1:08.266	111	3.158	1:05.142	45	3.451	1:03.987	56	4.459	1:05.159	56	5.624	1:04.186
45	1.913	1:08.495	45	3.297	1:05.528	111	3.753	1:04.428	9	4.912	1:04.459	9	5.850	1:03.959
111	2.160	1:08.742	9	3.534	1:06.116	9	4.314	1:04.613	4	5.127	1:04.593	4	5.944	1:03.838
4	3.328	1:09.910	4	3.710	1:04.526	4	4.395	1:04.518	27	5.534	1:04.590	27	6.254	1:03.741
72	3.701	1:10.283	72	4.588	1:05.031	27	4.805	1:04.047	72	6.036	1:04.462	72	6.708	1:03.693
27	3.901	1:10.483	27	4.591	1:04.834	72	5.435	1:04.680	193	6.895	1:04.051	193	7.491	1:03.617
193	4.487	1:11.069	193	6.108	1:05.765	193	6.705	1:04.430	50	7.390	1:04.025	50	7.981	1:03.612
50	4.489	1:11.071	50	6.618	1:06.273	50	7.226	1:04.441	45	7.782	1:08.192	45	8.124	1:03.363
47	4.800	1:11.382	47	7.167	1:06.511	47	8.059	1:04.725	47	8.841	1:04.643	47	10.093	1:04.273
59	5.390	1:11.972	59	7.401	1:06.155	59	9.156	1:05.588	59	11.188	1:05.893	8	14.238	1:05.577
316	5.646	1:12.228	316	7.579	1:06.077	145	9.616	1:05.533	145	11.366	1:05.611	59	14.332	1:06.165
145	5.799	1:12.381	145	7.916	1:06.261	316	9.742	1:05.996	8	11.682	1:05.504	316	14.569	1:05.562
8	6.013	1:12.595	8	8.234	1:06.365	8	10.039	1:05.638	316	12.028	1:06.147	145	14.931	1:06.586
82	9.627	1:16.209	82	15.002	1:09.519	53	20.865	1:08.591	53	25.353	1:08.349	53	30.997	1:08.665
53	10.686	1:17.268	53	16.107	1:09.565	82	21.086	1:09.917	82	26.133	1:08.908	82	32.060	1:08.948
34	11.260	1:17.842	34	16.241	1:09.125	34	21.520	1:09.112	34	27.029	1:09.370	34	32.814	1:08.806
20	11.930	1:18.512	20	16.983	1:09.197	20	22.447	1:09.297	20	27.323	1:08.737	20	34.243	1:09.941

Weather/Track: Cloud/Dry

www.mstworld.com

Page 1 of 2

Silverstone
Circuit Length = 1.6390 miles.
Start: 12:41 End: 12:49

Printed - 12:52 Saturday, 31 October 2015

Walter Hayes Trophy

HEAT 2 - LAP CHART - Silverstone - 31 October - 1 November 2015

(contd.)

Lap 6			Lap 7			Lap 8			Lap 9			Lap 10		
No	Behind	Laptime	No	Behind	Laptime	No	Behind	Laptime	No	Behind	Laptime	No	Behind	Laptime
44		1:03.168	44		1:03.218	44		1:03.262						
111	5.370	1:03.585	111	5.909	1:03.757	111	6.121	1:03.474						
56	6.067	1:03.611	56	6.149	1:03.300	56	6.313	1:03.426						
9	7.189	1:04.507	27	7.478	1:03.451	27	8.178	1:03.962						
27	7.245	1:04.159	9	7.990	1:04.019	4	8.387	1:03.510						
4	7.367	1:04.591	4	8.139	1:03.990	9	8.842	1:04.114						
72	7.631	1:04.091	72	8.746	1:04.333	45	9.899	1:03.752						
193	7.984	1:03.661	50	9.164	1:03.965	50	10.461	1:04.559						
50	8.417	1:03.604	45	9.409	1:03.988	59	22.170	1:05.687						
45	8.639	1:03.683	193	9.850	1:05.084	316	22.851	1:06.411						
47	11.442	1:04.517	47	12.938	1:04.714	8	22.895	1:05.987						
316	16.924	1:05.523	316	19.702	1:05.996	145	23.021	1:05.781						
8	17.159	1:06.089	59	19.745	1:05.518	47	23.431	1:13.755						
145	17.343	1:05.580	8	20.170	1:06.229	53	47.183	1:08.742						
59	17.445	1:06.281	145	20.502	1:06.377	34	47.445	1:08.129						
53	36.404	1:08.575	53	41.703	1:08.517	82	48.120	1:08.405						
82	37.395	1:08.503	34	42.578	1:07.842	20	49.248	1:07.776						
34	37.954	1:08.308	82	42.977	1:08.800	193	53.582	1:46.994P						
20	39.372	1:08.297	20	44.734	1:08.580									

Weather/Track: Cloud/Dry

www.mstworld.com

Page 2 of 2

Silverstone
Circuit Length = 1.6390 miles.
Start: 12:41 End: 12:49

Printed - 12:52 Saturday, 31 October 2015

Walter Hayes Trophy

HEAT 3 - QUALIFYING - Silverstone - 31 October - 1 November 2015

POS	NO	CL	DRIVER	NAT	CAR	TIME	LAPS	GAP	MPH
1	55		Joey FOSTER		Ray GR08	1:08.762	9		85.80
2	16		Niall MURRAY		Van Diemen RF99	1:08.961	8	0.199	85.56
3	81		Josh FISHER		Van Diemen RF99	1:09.014	9	0.252	85.49
4	43		Tom BRADSHAW		Van Diemen RF92	1:09.482	10	0.720	84.92
5	35		Luke COOPER		Swift SC10	1:09.513	9	0.751	84.88
6	36		Daniel O'BEIRNE		Swift Cooper SC95	1:10.083	9	1.321	84.19
7	63		Bob HIGGINS		Van Diemen RF90	1:10.289	9	1.527	83.94
8	37		Jason HORE		Mygale SJ08	1:10.696	9	1.934	83.46
9	40		Matt RIVETT		Ray 97K	1:10.769	4	2.007	83.37
10	28		Neil MACLENNAN		Ray GR09	1:10.785	9	2.023	83.35
11	128		David MCCULLOCH		Van Diemen RF00	1:10.787	9	2.025	83.35
12	88	H	Rory SMITH		Van Diemen RF88	1:10.933	9	2.171	83.18
13	24		Paul MASON		Swift SC94	1:11.300	9	2.538	82.75
14	188	H	Michael BEAVER		Mondiale M88S	1:11.355	9	2.593	82.69
15	10	H	Stuart JONES		Reynard RF89	1:12.833	9	4.071	81.01
16	65		Jack WOLFENDEN		Van Diemen RF03	1:13.386	9	4.624	80.40
17	29	H	Peter SIKSTROM		Van Diemen VD79	1:17.016	9	8.254	76.61
18	86		Paul BARNES		Swift SC92	1:18.825	8	10.063	74.85
19	31		Terry KAVANAGH		Van Diemen RF92	1:23.312	8	14.550	70.82

Car 36 requires a working transponder - Regulation Q.12.2.1 refers.

Weather/Track: Cloud/Dry

These results are provisional until the conclusion of any judicial and technical matters.

Silverstone

Circuit Length = 1.6390 miles.

Start: 09:38 End: 09:48

Clerk of the Course:

Timekeeper:

Walter Hayes Trophy

HEAT 3 - QUALIFYING LAP ANALYSIS - Silverstone - 31 October - 1 November 2015

10	Stuart JONES	Reynard RF89
1 - 8:41.367	6 - 1:15.999D	
2 - 1:14.622	7 - 1:14.638D	
3 - 1:21.904	8 - 4:58.327	
4 - 1:14.568	9 - 1:12.833	
5 - 1:14.127D		
16	Niall MURRAY	Van Diemen RF99
1 - 8:46.775	6 - 1:14.619	
2 - 1:12.350	7 - 1:09.748	
3 - 1:11.373	8 - 1:10.323	
4 - 1:10.676	9 - 1:08.961D	
5 - 1:11.210		
24	Paul MASON	Swift SC94
1 - 8:53.142	6 - 1:14.277	
2 - 1:18.773	7 - 1:15.592	
3 - 1:15.432	8 - 1:12.455	
4 - 1:13.478	9 - 1:11.300	
5 - 1:15.236		
28	Neil MACLENNAN	Ray GR09
1 - 8:45.948	6 - 1:14.116	
2 - 1:13.637	7 - 1:12.578	
3 - 1:11.871	8 - 1:10.785	
4 - 1:12.793	9 - 1:10.909	
5 - 1:14.045		
29	Peter SIKSTROM	Van Diemen VD79
1 - 8:58.295	6 - 1:17.063	
2 - 1:19.302	7 - 1:17.305	
3 - 1:18.388	8 - 1:17.094	
4 - 1:17.016	9 - 1:18.650	
5 - 1:17.563		
31	Terry KAVANAGH	Van Diemen RF92
1 - 9:02.008	6 - 1:27.259	
2 - 1:33.152	7 - 1:25.251	
3 - 1:26.186	8 - 1:23.312	
4 - 1:26.557		
5 - 1:34.724		

Car 36 requires a working transponder - Regulation Q.12.2.1 refers.
Weather/Track: Cloud/Dry

Silverstone
Circuit Length = 1.6390 miles.
Start: 09:38 End: 09:48

Walter Hayes Trophy

HEAT 3 - QUALIFYING LAP ANALYSIS - Silverstone - 31 October - 1 November 2015

(contd.)

35	Luke COOPER	Swift SC10
1 - 8:48.140	6 - 1:12.063	
2 - 1:12.431	7 - 1:09.850	
3 - 1:11.077	8 - 1:09.780	
4 - 1:12.216	9 - 1:09.513	
5 - 1:10.501		
36	Daniel O'BEIRNE	Swift Cooper SC95
1 - 8:49.518	6 - 1:11.649	
2 - 1:12.768	7 - 1:10.206	
3 - 1:11.477	8 - 1:10.083	
4 - 1:12.051	9 - 1:11.019	
5 - 1:11.499		
37	Jason HORE	Mygale SJ08
1 - 8:45.174	6 - 1:12.763	
2 - 1:13.012	7 - 1:10.747	
3 - 1:19.029	8 - 1:16.646	
4 - 1:11.397	9 - 1:10.696	
5 - 1:15.215		
40	Matt RIVETT	Ray 97K
1 - 8:51.408		
2 - 1:14.948		
3 - 1:11.629		
4 - 1:10.769		
43	Tom BRADSHAW	Van Diemen RF92
1 - 8:40.572	6 - 1:11.311	
2 - 1:11.565	7 - 1:10.339	
3 - 1:10.281	8 - 1:09.802	
4 - 1:10.116	9 - 1:09.482	
5 - 1:10.260	10 - 1:13.506	
55	Joey FOSTER	Ray GR08
1 - 8:55.685	6 - 1:30.564	
2 - 1:11.981	7 - 1:15.417	
3 - 1:11.146	8 - 1:09.465	
4 - 1:10.877	9 - 1:08.762	
5 - 1:09.143		

Car 36 requires a working transponder - Regulation Q.12.2.1 refers.
Weather/Track: Cloud/Dry

Silverstone
Circuit Length = 1.6390 miles.
Start: 09:38 End: 09:48

Walter Hayes Trophy

HEAT 3 - QUALIFYING LAP ANALYSIS - Silverstone - 31 October - 1 November 2015

(contd.)

63	Bob HIGGINS	Van Diemen RF90
1 - 8:55.974	6 - 1:11.680	
2 - 1:13.193	7 - 1:10.474	
3 - 1:12.697	8 - 1:10.289	
4 - 1:11.828	9 - 1:10.494	
5 - 1:11.701		
65	Jack WOLFENDEN	Van Diemen RF03
1 - 8:49.198	6 - 1:13.770	
2 - 1:16.393	7 - 1:15.116	
3 - 1:16.586	8 - 1:24.625	
4 - 1:13.386	9 - 1:14.855	
5 - 1:24.135		
81	Josh FISHER	Van Diemen RF99
1 - 8:46.201	6 - 1:12.070	
2 - 1:13.362	7 - 1:09.711	
3 - 1:11.393	8 - 1:09.616	
4 - 1:10.735	9 - 1:09.014	
5 - 1:09.919		
86	Paul BARNES	Swift SC92
1 - 8:56.146	6 - 1:20.656	
2 - 1:21.054	7 - 1:19.441	
3 - 1:21.188	8 - 1:18.825	
4 - 1:26.574		
5 - 1:24.152		
88	Rory SMITH	Van Diemen RF88
1 - 8:46.723	6 - 1:11.484	
2 - 1:14.466	7 - 1:12.473	
3 - 1:12.143	8 - 1:11.524	
4 - 1:11.736	9 - 1:10.933	
5 - 1:11.231		
128	David MCCULLOCH	Van Diemen RF00
1 - 8:57.459	6 - 1:17.754	
2 - 1:14.461	7 - 1:11.920	
3 - 1:13.781	8 - 1:11.533	
4 - 1:10.828	9 - 1:10.787	
5 - 1:11.681		

Car 36 requires a working transponder - Regulation Q.12.2.1 refers.
Weather/Track: Cloud/Dry

Silverstone
Circuit Length = 1.6390 miles.
Start: 09:38 End: 09:48

Walter Hayes Trophy

HEAT 3 - QUALIFYING LAP ANALYSIS - Silverstone - 31 October - 1 November 2015

(contd.)


188	Michael BEAVER	Mondiale M88S
1 - 8:42.302	6 - 1:15.373	
2 - 1:14.395	7 - 1:11.355	
3 - 1:14.258	8 - 1:11.423	
4 - 1:14.471	9 - 1:12.668	
5 - 1:11.609		

Car 36 requires a working transponder - Regulation Q.12.2.1 refers.
Weather/Track: Cloud/Dry

Walter Hayes Trophy

HEAT 3 - STARTING GRID - Silverstone - 31 October - 1 November 2015

ROW 10		31	KAVANAGH		
ROW 9		86	BARNES	29	SIKSTROM
ROW 8		65	WOLFENDEN	10	JONES
ROW 7		188	BEAVER	24	MASON
ROW 6		88	SMITH	128	MCCULLOCH
ROW 5		28	MACLENNAN	40	RIVETT
ROW 4		37	HORE	63	HIGGINS
ROW 3		36	O'BEIRNE	35	COOPER
ROW 2		43	BRADSHAW	81	FISHER
ROW 1		16	MURRAY	55	FOSTER
					POLE



Car 36 requires a working transponder - Regulation Q.12.2.1 refers.

Weather/Track: Cloud/Dry

These results are provisional until the conclusion of any judicial and technical matters.

Silverstone

Circuit Length = 1.6390 miles.

Start: 09:38 End: 09:48

Clerk of the Course:

Timekeeper:

Walter Hayes Trophy

HEAT 3 - CLASSIFICATION - Silverstone - 31 October - 1 November 2015

POS	NO	CL	DRIVER	NAT	CAR	TIME	LAPS	GAP	MPH	BEST
1	81		Josh FISHER		Van Diemen RF99	8:28.787	8		92.18	1:02.758
2	55		Joey FOSTER		Ray GR08	8:28.977	8	0.190	92.15	1:02.824
3	16		Niall MURRAY		Van Diemen RF99	8:29.368	8	0.581	92.08	1:02.428
4	43		Tom BRADSHAW		Van Diemen RF92	8:29.830	8	1.043	92.00	1:02.623
5	35		Luke COOPER		Swift SC10	8:30.804	8	2.017	91.82	1:02.779
6	40		Matt RIVETT		Ray 97K	8:36.268	8	7.481	90.85	1:03.570
7	63		Bob HIGGINS		Van Diemen RF90	8:39.438	8	10.651	90.29	1:04.007
8	28		Neil MACLENNAN		Ray GR09	8:39.487	8	10.700	90.29	1:03.518
9	37		Jason HORE		Mygale SJ08	8:41.084	8	12.297	90.01	1:03.787
10	128		David MCCULLOCH		Van Diemen RF00	8:41.309	8	12.522	89.97	1:03.885
11	24		Paul MASON		Swift SC94	8:42.856	8	14.069	89.70	1:04.074
12	88	H	Rory SMITH		Van Diemen RF88	8:46.374	8	17.587	89.10	1:04.387
13	188	H	Michael BEAVER		Mondiale M88S	8:47.096	8	18.309	88.98	1:04.562
14	10	H	Stuart JONES		Reynard RF89	8:48.438	8	19.651	88.76	1:04.330
15	65		Jack WOLFENDEN		Van Diemen RF03	9:05.113	8	36.326	86.04	1:05.356
16	86		Paul BARNES		Swift SC92	9:09.709	8	40.922	85.32	1:06.369
17	29	H	Peter SIKSTROM		Van Diemen VD79	9:18.474	8	49.687	83.98	1:07.890
18	36		Daniel O'BEIRNE		Swift Cooper SC95	9:07.182	7	1 LAP	74.93	1:06.346
NOT CLASSIFIED										
31			Terry KAVANAGH		Van Diemen RF92	3:54.977	3	D.N.F.	74.06	1:10.720
FASTEST LAP										
16			Niall MURRAY		Van Diemen RF99	1:02.428	8	94.51mph	152.10kph	
10	H		Stuart JONES		Reynard RF89	1:04.330	8	91.72mph	147.61kph	

Weather/Track: Sun/Dry

These results are provisional until the conclusion of any judicial and technical matters.

Silverstone
Circuit Length = 1.6390 miles.
Start: 13:08 End: 13:17

Clerk of the Course:

Timekeeper:

Walter Hayes Trophy

HEAT 3 - LAP ANALYSIS - Silverstone - 31 October - 1 November 2015

10	Stuart JONES	Reynard RF89
1 - 1:13.222	6 - 1:04.954	
2 - 1:05.361	7 - 1:04.352	
3 - 1:06.138	8 - 1:04.330	
4 - 1:05.135		
5 - 1:04.946		
16	Niall MURRAY	Van Diemen RF99
1 - 1:07.786	6 - 1:02.658	
2 - 1:04.022	7 - 1:03.273	
3 - 1:02.987	8 - 1:02.428	
4 - 1:03.457		
5 - 1:02.757		
24	Paul MASON	Swift SC94
1 - 1:11.577	6 - 1:04.303	
2 - 1:05.392	7 - 1:04.347	
3 - 1:04.689	8 - 1:04.074	
4 - 1:04.335		
5 - 1:04.139		
28	Neil MACLENNAN	Ray GR09
1 - 1:10.317	6 - 1:03.659	
2 - 1:04.536	7 - 1:03.518	
3 - 1:03.923	8 - 1:04.688	
4 - 1:04.391		
5 - 1:04.455		
29	Peter SIKSTROM	Van Diemen VD79
1 - 1:16.524	6 - 1:08.712	
2 - 1:11.067	7 - 1:08.645	
3 - 1:08.856	8 - 1:08.538	
4 - 1:07.890		
5 - 1:08.242		
31	Terry KAVANAGH	Van Diemen RF92
1 - 1:17.631		
2 - 1:10.720		
3 - 1:26.626P		

Weather/Track: Sun/Dry

www.mstworld.com

Page 1 of 4

Silverstone
Circuit Length = 1.6390 miles.
Start: 13:08 End: 13:17

Printed - 13:20 Saturday, 31 October 2015

Walter Hayes Trophy

HEAT 3 - LAP ANALYSIS - Silverstone - 31 October - 1 November 2015

(contd.)

35	Luke COOPER	Swift SC10
1 - 1:08.650	6 - 1:02.968	
2 - 1:03.751	7 - 1:03.015	
3 - 1:03.372	8 - 1:03.058	
4 - 1:03.211		
5 - 1:02.779		
36	Daniel O'BEIRNE	Swift Cooper SC95
1 - 1:10.691	6 - 1:10.793P	
2 - 1:07.405	7 - 2:17.821	
3 - 1:07.414		
4 - 1:06.712		
5 - 1:06.346		
37	Jason HORE	Mygale SJ08
1 - 1:11.159	6 - 1:03.900	
2 - 1:05.038	7 - 1:04.869	
3 - 1:04.236	8 - 1:03.789	
4 - 1:03.787		
5 - 1:04.306		
40	Matt RIVETT	Ray 97K
1 - 1:08.967	6 - 1:03.696	
2 - 1:04.900	7 - 1:03.595	
3 - 1:03.862	8 - 1:04.069	
4 - 1:03.609		
5 - 1:03.570		
43	Tom BRADSHAW	Van Diemen RF92
1 - 1:08.063	6 - 1:02.719	
2 - 1:03.383	7 - 1:03.085	
3 - 1:03.273	8 - 1:02.736	
4 - 1:03.948		
5 - 1:02.623		
55	Joey FOSTER	Ray GR08
1 - 1:07.875	6 - 1:02.944	
2 - 1:03.321	7 - 1:02.992	
3 - 1:02.879	8 - 1:02.824	
4 - 1:03.082		
5 - 1:03.060		

Weather/Track: Sun/Dry

www.mstworld.com

Page 2 of 4

Silverstone
Circuit Length = 1.6390 miles.
Start: 13:08 End: 13:17

Printed - 13:20 Saturday, 31 October 2015

Walter Hayes Trophy

HEAT 3 - LAP ANALYSIS - Silverstone - 31 October - 1 November 2015

(contd.)

63	Bob HIGGINS	Van Diemen RF90
1 - 1:08.821	6 - 1:04.223	
2 - 1:05.292	7 - 1:04.018	
3 - 1:04.102	8 - 1:04.721	
4 - 1:04.254		
5 - 1:04.007		
65	Jack WOLFENDEN	Van Diemen RF03
1 - 1:17.134	6 - 1:05.898	
2 - 1:09.844	7 - 1:05.505	
3 - 1:08.447	8 - 1:05.356	
4 - 1:06.609		
5 - 1:06.320		
81	Josh FISHER	Van Diemen RF99
1 - 1:07.195	6 - 1:03.009	
2 - 1:03.436	7 - 1:02.758	
3 - 1:03.279	8 - 1:02.960	
4 - 1:03.075		
5 - 1:03.075		
86	Paul BARNES	Swift SC92
1 - 1:16.975	6 - 1:06.563	
2 - 1:09.891	7 - 1:06.387	
3 - 1:08.758	8 - 1:06.369	
4 - 1:07.737		
5 - 1:07.029		
88	Rory SMITH	Van Diemen RF88
1 - 1:12.847	6 - 1:04.699	
2 - 1:04.911	7 - 1:04.868	
3 - 1:04.513	8 - 1:04.387	
4 - 1:04.863		
5 - 1:05.286		
128	David MCCULLOCH	Van Diemen RF00
1 - 1:09.869	6 - 1:03.971	
2 - 1:04.629	7 - 1:05.410	
3 - 1:04.184	8 - 1:03.885	
4 - 1:04.349		
5 - 1:05.012		

Weather/Track: Sun/Dry

www.mstworld.com

Page 3 of 4

Silverstone
Circuit Length = 1.6390 miles.
Start: 13:08 End: 13:17

Printed - 13:20 Saturday, 31 October 2015

Walter Hayes Trophy

HEAT 3 - LAP ANALYSIS - Silverstone - 31 October - 1 November 2015

(contd.)

188	Michael BEAVER	Mondiale M88S
1 - 1:12.354	6 - 1:04.723	
2 - 1:05.817	7 - 1:04.562	
3 - 1:04.958	8 - 1:04.961	
4 - 1:04.939		
5 - 1:04.782		

Weather/Track: Sun/Dry

www.mstworld.com

Page 4 of 4

Silverstone
Circuit Length = 1.6390 miles.
Start: 13:08 End: 13:17

Printed - 13:20 Saturday, 31 October 2015

Walter Hayes Trophy

HEAT 3 - LAP CHART - Silverstone - 31 October - 1 November 2015

Lap 1			Lap 2			Lap 3			Lap 4			Lap 5		
No	Behind	Laptime	No	Behind	Laptime	No	Behind	Laptime	No	Behind	Laptime	No	Behind	Laptime
81		1:07.195	81		1:03.436	81		1:03.279	81		1:03.075	81		1:03.075
16	0.591	1:07.786	55	0.565	1:03.321	55	0.165	1:02.879	55	0.172	1:03.082	55	0.157	1:03.060
55	0.680	1:07.875	43	0.815	1:03.383	43	0.809	1:03.273	16	1.267	1:03.457	16	0.949	1:02.757
43	0.868	1:08.063	16	1.177	1:04.022	16	0.885	1:02.987	43	1.682	1:03.948	43	1.230	1:02.623
35	1.455	1:08.650	35	1.770	1:03.751	35	1.863	1:03.372	35	1.999	1:03.211	35	1.703	1:02.779
63	1.626	1:08.821	40	3.236	1:04.900	40	3.819	1:03.862	40	4.353	1:03.609	40	4.848	1:03.570
40	1.772	1:08.967	63	3.482	1:05.292	63	4.305	1:04.102	63	5.484	1:04.254	63	6.416	1:04.007
128	2.674	1:09.869	128	3.867	1:04.629	128	4.772	1:04.184	128	6.046	1:04.349	28	7.562	1:04.455
28	3.122	1:10.317	28	4.222	1:04.536	28	4.866	1:03.923	28	6.182	1:04.391	128	7.983	1:05.012
36	3.496	1:10.691	37	5.566	1:05.038	37	6.523	1:04.236	37	7.235	1:03.787	37	8.466	1:04.306
37	3.964	1:11.159	24	6.338	1:05.392	24	7.748	1:04.689	24	9.008	1:04.335	24	10.072	1:04.139
24	4.382	1:11.577	88	7.127	1:04.911	88	8.361	1:04.513	88	10.149	1:04.863	88	12.360	1:05.286
188	5.159	1:12.354	36	7.465	1:07.405	188	9.219	1:04.958	188	11.083	1:04.939	188	12.790	1:04.782
88	5.652	1:12.847	188	7.540	1:05.817	10	10.811	1:06.138	10	12.871	1:05.135	10	14.742	1:04.946
10	6.027	1:13.222	10	7.952	1:05.361	36	11.600	1:07.414	36	15.237	1:06.712	36	18.508	1:06.346
29	9.329	1:16.524	86	16.235	1:09.891	65	21.515	1:08.447	65	25.049	1:06.609	65	28.294	1:06.320
86	9.780	1:16.975	65	16.347	1:09.844	86	21.714	1:08.758	86	26.376	1:07.737	86	30.330	1:07.029
65	9.939	1:17.134	29	16.960	1:11.067	29	22.537	1:08.856	29	27.352	1:07.890	29	32.519	1:08.242
31	10.436	1:17.631	31	17.720	1:10.720	31	41.067	1:26.626P						

Weather/Track: Sun/Dry

www.mstworld.com

Page 1 of 2

Silverstone
Circuit Length = 1.6390 miles.
Start: 13:08 End: 13:17

Printed - 13:19 Saturday, 31 October 2015

Walter Hayes Trophy

HEAT 3 - LAP CHART - Silverstone - 31 October - 1 November 2015

(contd.)

Lap 6			Lap 7			Lap 8			Lap 9			Lap 10		
No	Behind	Laptime	No	Behind	Laptime	No	Behind	Laptime	No	Behind	Laptime	No	Behind	Laptime
81		1:03.009	81		1:02.758	81		1:02.960						
55	0.092	1:02.944	55	0.326	1:02.992	55	0.190	1:02.824						
16	0.598	1:02.658	16	1.113	1:03.273	16	0.581	1:02.428						
43	0.940	1:02.719	43	1.267	1:03.085	43	1.043	1:02.736						
35	1.662	1:02.968	35	1.919	1:03.015	35	2.017	1:03.058						
40	5.535	1:03.696	40	6.372	1:03.595	40	7.481	1:04.069						
63	7.630	1:04.223	63	8.890	1:04.018	63	10.651	1:04.721						
28	8.212	1:03.659	28	8.972	1:03.518	28	10.700	1:04.688						
128	8.945	1:03.971	37	11.468	1:04.869	37	12.297	1:03.789						
37	9.357	1:03.900	128	11.597	1:05.410	128	12.522	1:03.885						
24	11.366	1:04.303	24	12.955	1:04.347	24	14.069	1:04.074						
88	14.050	1:04.699	88	16.160	1:04.868	88	17.587	1:04.387						
188	14.504	1:04.723	188	16.308	1:04.562	188	18.309	1:04.961						
10	16.687	1:04.954	10	18.281	1:04.352	10	19.651	1:04.330						
36	26.292	1:10.793P	65	33.930	1:05.505	65	36.326	1:05.356						
65	31.183	1:05.898	86	37.513	1:06.387	36	1 LAP	2:17.821						
86	33.884	1:06.563	29	44.109	1:08.645	86	40.922	1:06.369						
29	38.222	1:08.712				29	49.687	1:08.538						

Weather/Track: Sun/Dry

www.mstworld.com

Page 2 of 2

Silverstone
Circuit Length = 1.6390 miles.
Start: 13:08 End: 13:17

Printed - 13:19 Saturday, 31 October 2015

Walter Hayes Trophy

HEAT 4 - QUALIFYING - Silverstone - 31 October - 1 November 2015

POS	NO	CL	DRIVER	NAT	CAR	TIME	LAPS	GAP	MPH
1	3		Peter DEMPSEY		Ray GR08/09	1:08.057	10		86.69
2	49		Kevin O'HARA		Van Diemen RF01	1:08.206	10	0.149	86.50
3	5		John SVENSSON		Van Diemen RF92	1:08.621	10	0.564	85.98
4	21		Dakota DICKERSON		Ray GR15	1:08.649	5	0.592	85.95
5	15		David MCARTHUR		Van Diemen LA10	1:09.202	10	1.145	85.26
6	83		Stuart GOUGH		Van Diemen RF92	1:09.264	10	1.207	85.18
7	11		Adam HIGGINS		Van Diemen JL12	1:09.525	9	1.468	84.86
8	70		S. CARRINGTON-YATES		Van Diemen RF93	1:10.367	9	2.310	83.85
9	157	H	David WILD		Lola T204	1:10.816	9	2.759	83.32
10	150		Michael GIBAUT		Ray GR07	1:11.005	9	2.948	83.09
11	13	H	Stuart KESTENBAUM		Van Diemen RF79	1:11.159	9	3.102	82.91
12	67		George MCDONALD		Swift SC92F	1:11.353	9	3.296	82.69
13	87	H	Josef ZOSSO		Griffon FFK85	1:12.165	9	4.108	81.76
14	73		Daniel MINSHAW		Swift SC97	1:12.872	9	4.815	80.96
15	77		Fraser GRAY		Ray GR14	1:14.033	9	5.976	79.70
16	95		James GOWENS		Vector MG95	1:14.762	9	6.705	78.92
17	84	H	Stephen BRACEGIRDLE		Van Diemen RF89	1:15.852	9	7.795	77.78
18	26	H	Philippe LE NECH		Van Diemen RF80	1:18.824	8	10.767	74.85
19	42		Richard HIGGINS		Van Diemen JL12	14:10.411	1	13:02.354	6.93

Weather/Track: Cloud/Damp

These results are provisional until the conclusion of any judicial and technical matters.

Silverstone

Circuit Length = 1.6390 miles.

Start: 10:18 End: 10:28

Clerk of the Course:

Timekeeper:

Walter Hayes Trophy

HEAT 4 - QUALIFYING LAP ANALYSIS - Silverstone - 31 October - 1 November 2015

3	Peter DEMPSEY	Ray GR08/09
1 - X:00.000	6 - 1:08.646	
2 - 1:13.484	7 - 1:10.666	
3 - 1:09.491	8 - 1:08.392	
4 - 1:08.741	9 - 1:08.349	
5 - 1:08.480	10 - 1:08.057	
5	John SVENSSON	Van Diemen RF92
1 - X:00.000	6 - 1:08.621	
2 - 1:13.384	7 - 1:17.399	
3 - 1:10.681	8 - 1:10.099	
4 - 1:10.089	9 - 1:08.779	
5 - 1:09.044	10 - 1:08.875	
11	Adam HIGGINS	Van Diemen JL12
1 - X:00.000	6 - 1:09.819	
2 - 1:12.110	7 - 1:09.868	
3 - 1:12.817	8 - 1:09.525	
4 - 1:10.770	9 - 1:11.829	
5 - 1:11.070		
13	Stuart KESTENBAUM	Van Diemen RF79
1 - X:00.000	6 - 1:12.841	
2 - 1:16.877	7 - 1:12.934	
3 - 1:13.488	8 - 1:11.520	
4 - 1:13.507	9 - 1:11.159	
5 - 1:13.365		
15	David MCARTHUR	Van Diemen LA10
1 - X:00.000	6 - 1:09.859	
2 - 1:13.759	7 - 1:10.285	
3 - 1:14.139	8 - 1:09.289	
4 - 1:10.151	9 - 1:09.202	
5 - 1:12.461	10 - 1:09.549	
21	Dakota DICKERSON	Ray GR15
1 - X:00.000		
2 - 1:18.107		
3 - 1:28.897		
4 - 1:09.258		
5 - 1:08.649		

Weather/Track: Cloud/Damp

Walter Hayes Trophy

HEAT 4 - QUALIFYING LAP ANALYSIS - Silverstone - 31 October - 1 November 2015

(contd.)

26	Philippe LE NECH	Van Diemen RF80
1 - X:00.000	6 - 1:20.421	
2 - 1:25.193	7 - 1:19.025	
3 - 1:18.824	8 - 1:19.987	
4 - 1:20.381		
5 - 1:19.433		
42	Richard HIGGINS	Van Diemen JL12
1 - X:00.000		
49	Kevin O'HARA	Van Diemen RF01
1 - X:00.000	6 - 1:08.501	
2 - 1:11.668	7 - 1:08.392	
3 - 1:10.174	8 - 1:08.787	
4 - 1:08.929	9 - 1:08.206	
5 - 1:09.046	10 - 1:08.317	
67	George MCDONALD	Swift SC92F
1 - X:00.000	6 - 1:11.353	
2 - 1:14.297	7 - 1:11.442	
3 - 1:13.502	8 - 1:11.401	
4 - 1:11.699	9 - 1:25.916	
5 - 1:12.579		
70	S. CARRINGTON-YATES	Van Diemen RF93
1 - X:00.000	6 - 1:11.360	
2 - 1:13.947	7 - 1:10.367	
3 - 1:13.515	8 - 1:16.030	
4 - 1:11.890	9 - 1:11.019	
5 - 1:11.129		
73	Daniel MINSHAW	Swift SC97
1 - X:00.000	6 - 1:14.363	
2 - 1:21.458	7 - 1:13.879	
3 - 1:16.214	8 - 1:13.239	
4 - 1:16.446	9 - 1:12.872	
5 - 1:41.982		

Weather/Track: Cloud/Damp

www.mstworld.com

Page 2 of 4

Silverstone
Circuit Length = 1.6390 miles.
Start: 10:18 End: 10:28

Printed - 10:30 Saturday, 31 October 2015

Walter Hayes Trophy

HEAT 4 - QUALIFYING LAP ANALYSIS - Silverstone - 31 October - 1 November 2015

(contd.)

77	Fraser GRAY	Ray GR14
1 - X:00.000	6 - 1:15.547	
2 - 1:22.392	7 - 1:16.064	
3 - 1:22.190	8 - 1:14.033	
4 - 1:18.584	9 - 1:14.906	
5 - 1:18.588		
83	Stuart GOUGH	Van Diemen RF92
1 - X:00.000	6 - 1:09.450	
2 - 1:13.064	7 - 1:09.819	
3 - 1:12.612	8 - 1:09.406	
4 - 1:10.140	9 - 1:09.357	
5 - 1:09.479	10 - 1:09.264	
84	Stephen BRACEGIRDLE	Van Diemen RF89
1 - X:00.000	6 - 1:17.113	
2 - 1:21.001	7 - 1:16.180	
3 - 1:18.944	8 - 1:15.852	
4 - 1:18.685	9 - 1:17.288	
5 - 1:17.428		
87	Josef ZOSSO	Griffon FFK85
1 - X:00.000	6 - 1:12.486	
2 - 1:17.458	7 - 1:13.597	
3 - 1:13.668	8 - 1:12.358	
4 - 1:15.186	9 - 1:12.165	
5 - 1:13.781		
95	James GOWENS	Vector MG95
1 - X:00.000	6 - 1:14.762	
2 - 1:22.365	7 - 1:15.434	
3 - 1:22.917	8 - 1:14.829	
4 - 1:17.109	9 - 1:15.201	
5 - 1:16.347		
150	Michael GIBAUT	Ray GR07
1 - X:00.000	6 - 1:11.454	
2 - 1:16.269	7 - 1:12.049	
3 - 1:14.181	8 - 1:11.346	
4 - 1:11.793	9 - 1:11.005	
5 - 1:11.316		

Weather/Track: Cloud/Damp

www.mstworld.com

Page 3 of 4

Silverstone
Circuit Length = 1.6390 miles.
Start: 10:18 End: 10:28

Printed - 10:30 Saturday, 31 October 2015

Walter Hayes Trophy

HEAT 4 - QUALIFYING LAP ANALYSIS - Silverstone - 31 October - 1 November 2015

(contd.)

157	David WILD	Lola T204
1 - X:00.000	6 - 1:11.125	
2 - 1:13.717	7 - 1:11.130	
3 - 1:14.015	8 - 1:10.816	
4 - 1:12.537	9 - 1:10.971	
5 - 1:12.551		

Weather/Track: Cloud/Damp

www.mstworld.com

Page 4 of 4


Silverstone
Circuit Length = 1.6390 miles.
Start: 10:18 End: 10:28

Printed - 10:30 Saturday, 31 October 2015

Walter Hayes Trophy

HEAT 4 - STARTING GRID - Silverstone - 31 October - 1 November 2015

ROW 10		42	HIGGINS		
ROW 9		26	LE NECH	84	BRACEGIRDLE
ROW 8		95	GOWENS	77	GRAY
ROW 7		73	MINSHAW	87	ZOSSO
ROW 6		67	MCDONALD	13	KESTENBAUM
ROW 5		150	GIBAUT	157	WILD
ROW 4		70	S. CARRINGTON-YATES	11	HIGGINS
ROW 3		83	GOUGH	15	MCARTHUR
ROW 2		21	DICKERSON	5	SVENSSON
ROW 1		49	O'HARA	3	DEMPSEY
					POLE



Weather/Track: Cloud/Damp

These results are provisional until the conclusion of any judicial and technical matters.

Silverstone
Circuit Length = 1.6390 miles.
Start: 10:18 End: 10:28

Clerk of the Course:

Timekeeper:

Walter Hayes Trophy

HEAT 4 - CLASSIFICATION - Silverstone - 31 October - 1 November 2015

POS	NO	CL	DRIVER	NAT	CAR	TIME	LAPS	GAP	MPH	BEST
1	49		Kevin O'HARA		Van Diemen RF01	8:28.091	8		92.31	1:02.636
2	3		Peter DEMPSEY		Ray GR08/09	8:28.664	8	0.573	92.21	1:02.808
3	5		John SVENSSON		Van Diemen RF92	8:34.590	8	6.499	91.14	1:03.157
4	21		Dakota DICKERSON		Ray GR15	8:34.781	8	6.690	91.11	1:03.127
5	11		Adam HIGGINS		Van Diemen JL12	8:35.395	8	7.304	91.00	1:03.243
6	15		David MCARTHUR		Van Diemen LA10	8:36.402	8	8.311	90.82	1:02.983
7	70		S. CARRINGTON-YATES		Van Diemen RF93	8:47.600	8	19.509	88.90	1:05.084
8	157	H	David WILD		Lola T204	8:48.064	8	19.973	88.82	1:05.124
9	13	H	Stuart KESTENBAUM		Van Diemen RF79	8:49.097	8	21.006	88.65	1:04.975
10	150		Michael GIBAUT		Ray GR07	8:53.166	8	25.075	87.97	1:05.526
11	67		George MCDONALD		Swift SC92F	8:53.522	8	25.431	87.91	1:05.012
12	87	H	Josef ZOSSO		Griffon FFK85	8:53.657	8	25.566	87.89	1:04.951
13	84	H	Stephen BRACEGIRDLE		Van Diemen RF89	8:59.406	8	31.315	86.95	1:05.959
14	77		Fraser GRAY		Ray GR14	9:02.865	8	34.774	86.40	1:06.101
15	95		James GOWENS		Vector MG95	9:03.234	8	35.143	86.34	1:06.153
16	26	H	Philippe LE NECH		Van Diemen RF80	8:30.674	7	1 LAP	80.29	1:11.499
17	73		Daniel MINSHAW		Swift SC97	9:04.458	7	1 LAP	75.31	1:09.142
NOT CLASSIFIED										
83			Stuart GOUGH		Van Diemen RF92	7:31.028	7	D.N.F.	90.91	1:03.315
42			Richard HIGGINS		Van Diemen JL12	1:27.503	1	D.N.F.	64.01	
FASTEST LAP										
49			Kevin O'HARA		Van Diemen RF01	1:02.636	4	94.20mph	151.60kph	
87	H		Josef ZOSSO		Griffon FFK85	1:04.951	8	90.84mph	146.19kph	

Weather/Track: Sun/Dry

These results are provisional until the conclusion of any judicial and technical matters.

Silverstone
Circuit Length = 1.6390 miles.
Start: 14:19 End: 14:28

Clerk of the Course:

Timekeeper:

Walter Hayes Trophy

HEAT 4 - LAP ANALYSIS - Silverstone - 31 October - 1 November 2015

3	Peter DEMPSEY	Ray GR08/09
1 - 1:06.441	6 - 1:03.253	
2 - 1:03.911	7 - 1:02.808	
3 - 1:03.143	8 - 1:02.995	
4 - 1:03.048		
5 - 1:03.065		
5	John SVENSSON	Van Diemen RF92
1 - 1:07.930	6 - 1:03.157	
2 - 1:04.535	7 - 1:03.563	
3 - 1:04.066	8 - 1:03.375	
4 - 1:03.802		
5 - 1:04.162		
11	Adam HIGGINS	Van Diemen JL12
1 - 1:08.848	6 - 1:03.243	
2 - 1:04.880	7 - 1:03.340	
3 - 1:04.351	8 - 1:03.388	
4 - 1:03.892		
5 - 1:03.453		
13	Stuart KESTENBAUM	Van Diemen RF79
1 - 1:11.099	6 - 1:04.975	
2 - 1:05.655	7 - 1:05.527	
3 - 1:05.488	8 - 1:05.441	
4 - 1:05.709		
5 - 1:05.203		
15	David MCARTHUR	Van Diemen LA10
1 - 1:08.678	6 - 1:02.983	
2 - 1:04.620	7 - 1:03.762	
3 - 1:04.867	8 - 1:03.750	
4 - 1:04.245		
5 - 1:03.497		
21	Dakota DICKERSON	Ray GR15
1 - 1:08.811	6 - 1:03.145	
2 - 1:04.570	7 - 1:03.600	
3 - 1:03.770	8 - 1:03.127	
4 - 1:03.517		
5 - 1:04.241		

Weather/Track: Sun/Dry

Walter Hayes Trophy

HEAT 4 - LAP ANALYSIS - Silverstone - 31 October - 1 November 2015

(contd.)

26	Philippe LE NECH	Van Diemen RF80
1 - 1:19.597	6 - 1:12.365	
2 - 1:11.802	7 - 1:11.816	
3 - 1:11.499		
4 - 1:11.508		
5 - 1:12.087		
42	Richard HIGGINS	Van Diemen JL12
1 - 1:27.503P		
49	Kevin O'HARA	Van Diemen RF01
1 - 1:07.956	6 - 1:02.815	
2 - 1:03.414	7 - 1:02.762	
3 - 1:02.800	8 - 1:02.849	
4 - 1:02.636		
5 - 1:02.859		
67	George MCDONALD	Swift SC92F
1 - 1:12.311	6 - 1:05.012	
2 - 1:05.956	7 - 1:06.119	
3 - 1:06.397	8 - 1:05.423	
4 - 1:06.832		
5 - 1:05.472		
70	S. CARRINGTON-YATES	Van Diemen RF93
1 - 1:10.316	6 - 1:05.141	
2 - 1:05.462	7 - 1:05.480	
3 - 1:05.398	8 - 1:05.508	
4 - 1:05.211		
5 - 1:05.084		
73	Daniel MINSHAW	Swift SC97
1 - 1:39.077	6 - 1:35.232	
2 - 1:10.875	7 - 1:09.142	
3 - 1:09.811		
4 - 1:10.809		
5 - 1:09.512		

Weather/Track: Sun/Dry

www.mstworld.com

Page 2 of 4

Silverstone
Circuit Length = 1.6390 miles.
Start: 14:19 End: 14:28

Printed - 14:30 Saturday, 31 October 2015

Walter Hayes Trophy

HEAT 4 - LAP ANALYSIS - Silverstone - 31 October - 1 November 2015

(contd.)

77	Fraser GRAY	Ray GR14
1 - 1:14.664	6 - 1:06.101	
2 - 1:07.573	7 - 1:06.959	
3 - 1:06.713	8 - 1:07.704	
4 - 1:06.761		
5 - 1:06.390		
83	Stuart GOUGH	Van Diemen RF92
1 - 1:07.869	6 - 1:03.315	
2 - 1:04.715	7 - 1:03.587	
3 - 1:03.856		
4 - 1:03.776		
5 - 1:03.910		
84	Stephen BRACEGIRDLE	Van Diemen RF89
1 - 1:13.862	6 - 1:05.959	
2 - 1:06.892	7 - 1:06.609	
3 - 1:06.822	8 - 1:06.635	
4 - 1:06.371		
5 - 1:06.256		
87	Josef ZOSSO	Griffon FFK85
1 - 1:13.001	6 - 1:05.939	
2 - 1:05.934	7 - 1:05.553	
3 - 1:05.939	8 - 1:04.951	
4 - 1:05.870		
5 - 1:06.470		
95	James GOWENS	Vector MG95
1 - 1:14.541	6 - 1:06.374	
2 - 1:07.689	7 - 1:06.701	
3 - 1:07.066	8 - 1:07.917	
4 - 1:06.793		
5 - 1:06.153		
150	Michael GIBAUT	Ray GR07
1 - 1:11.771	6 - 1:05.526	
2 - 1:06.450	7 - 1:05.816	
3 - 1:06.512	8 - 1:05.569	
4 - 1:05.901		
5 - 1:05.621		

Weather/Track: Sun/Dry

www.mstworld.com

Page 3 of 4

Silverstone
Circuit Length = 1.6390 miles.
Start: 14:19 End: 14:28

Printed - 14:30 Saturday, 31 October 2015

Walter Hayes Trophy

HEAT 4 - LAP ANALYSIS - Silverstone - 31 October - 1 November 2015

(contd.)

157	David WILD	Lola T204
1 - 1:10.511	6 - 1:05.174	
2 - 1:05.489	7 - 1:05.304	
3 - 1:05.480	8 - 1:05.501	
4 - 1:05.481		
5 - 1:05.124		

Weather/Track: Sun/Dry

www.mstworld.com

Page 4 of 4

Silverstone
Circuit Length = 1.6390 miles.
Start: 14:19 End: 14:28

Printed - 14:30 Saturday, 31 October 2015

Walter Hayes Trophy

HEAT 4 - LAP CHART - Silverstone - 31 October - 1 November 2015

Lap 1			Lap 2			Lap 3			Lap 4			Lap 5		
No	Behind	Laptime	No	Behind	Laptime	No	Behind	Laptime	No	Behind	Laptime	No	Behind	Laptime
3		1:06.441	3		1:03.911	3		1:03.143	3		1:03.048	3		1:03.065
83	1.428	1:07.869	49	1.018	1:03.414	49	0.675	1:02.800	49	0.263	1:02.636	49	0.057	1:02.859
49	1.515	1:07.956	5	2.113	1:04.535	83	2.945	1:03.856	83	3.673	1:03.776	83	4.518	1:03.910
5	1.489	1:07.930	83	2.232	1:04.715	5	3.036	1:04.066	5	3.790	1:03.802	5	4.887	1:04.162
15	2.237	1:08.678	15	2.946	1:04.620	21	3.656	1:03.770	21	4.125	1:03.517	21	5.301	1:04.241
21	2.370	1:08.811	21	3.029	1:04.570	11	4.584	1:04.351	11	5.428	1:03.892	11	5.816	1:03.453
11	2.407	1:08.848	11	3.376	1:04.880	15	4.670	1:04.867	15	5.867	1:04.245	15	6.299	1:03.497
70	3.875	1:10.316	70	5.426	1:05.462	70	7.681	1:05.398	70	9.844	1:05.211	70	11.863	1:05.084
157	4.070	1:10.511	157	5.648	1:05.489	157	7.985	1:05.480	157	10.418	1:05.481	157	12.477	1:05.124
13	4.658	1:11.099	13	6.402	1:05.655	13	8.747	1:05.488	13	11.408	1:05.709	13	13.546	1:05.203
150	5.330	1:11.771	150	7.869	1:06.450	67	11.169	1:06.397	150	14.091	1:05.901	150	16.647	1:05.621
67	5.870	1:12.311	67	7.915	1:05.956	150	11.238	1:06.512	87	14.201	1:05.870	67	17.360	1:05.472
87	6.560	1:13.001	87	8.583	1:05.934	87	11.379	1:05.939	67	14.953	1:06.832	87	17.606	1:06.470
84	7.421	1:13.862	84	10.402	1:06.892	84	14.081	1:06.822	84	17.404	1:06.371	84	20.595	1:06.256
95	8.100	1:14.541	95	11.878	1:07.689	77	15.455	1:06.713	77	19.168	1:06.761	77	22.493	1:06.390
77	8.223	1:14.664	77	11.885	1:07.573	95	15.801	1:07.066	95	19.546	1:06.793	95	22.634	1:06.153
26	13.156	1:19.597	26	21.047	1:11.802	26	29.403	1:11.499	26	37.863	1:11.508	26	46.885	1:12.087
42	21.062	1:27.503P	73	39.600	1:10.875	73	46.268	1:09.811	73	54.029	1:10.809	73	1:00.476	1:09.512
73	32.636	1:39.077												

Weather/Track: Sun/Dry

www.mstworld.com

Page 1 of 2

Silverstone
Circuit Length = 1.6390 miles.
Start: 14:19 End: 14:28

Printed - 14:30 Saturday, 31 October 2015

Walter Hayes Trophy

HEAT 4 - LAP CHART - Silverstone - 31 October - 1 November 2015

(contd.)

Lap 6			Lap 7			Lap 8			Lap 9			Lap 10		
No	Behind	Laptime	No	Behind	Laptime	No	Behind	Laptime	No	Behind	Laptime	No	Behind	Laptime
49		1:02.815	49		1:02.762	49		1:02.849						
3	0.381	1:03.253	3	0.427	1:02.808	3	0.573	1:02.995						
83	4.961	1:03.315	83	5.786	1:03.587	26	1 LAP	1:11.816						
5	5.172	1:03.157	5	5.973	1:03.563	5	6.499	1:03.375						
21	5.574	1:03.145	21	6.412	1:03.600	21	6.690	1:03.127						
11	6.187	1:03.243	11	6.765	1:03.340	11	7.304	1:03.388						
15	6.410	1:02.983	15	7.410	1:03.762	15	8.311	1:03.750						
70	14.132	1:05.141	70	16.850	1:05.480	70	19.509	1:05.508						
157	14.779	1:05.174	157	17.321	1:05.304	157	19.973	1:05.501						
13	15.649	1:04.975	13	18.414	1:05.527	13	21.006	1:05.441						
150	19.301	1:05.526	150	22.355	1:05.816	150	25.075	1:05.569						
67	19.500	1:05.012	67	22.857	1:06.119	67	25.431	1:05.423						
87	20.673	1:05.939	87	23.464	1:05.553	87	25.566	1:04.951						
84	23.682	1:05.959	84	27.529	1:06.609	84	31.315	1:06.635						
77	25.722	1:06.101	77	29.919	1:06.959	77	34.774	1:07.704						
95	26.136	1:06.374	95	30.075	1:06.701	95	35.143	1:07.917						
26	56.378	1:12.365	73	1 LAP	1:35.232	73	1 LAP	1:09.142						

Weather/Track: Sun/Dry

www.mstworld.com

Page 2 of 2

Silverstone
Circuit Length = 1.6390 miles.
Start: 14:19 End: 14:28

Printed - 14:30 Saturday, 31 October 2015

Walter Hayes Trophy

HEAT 5 - QUALIFYING - Silverstone - 31 October - 1 November 2015

POS	NO	CL	DRIVER	NAT	CAR	TIME	LAPS	GAP	MPH
1	46		Wayne BOYD		Van Diemen MS13K	1:06.689	10		88.47
2	14		Graham CARROLL		Van Diemen JL13	1:07.156	10	0.467	87.86
3	75		Sam MCKENZIE		Ray GR08	1:07.671	10	0.982	87.19
4	22		Michai STEPHENS		Ray GR13	1:07.723	10	1.034	87.12
5	66		Sebastian MELROSE		Ray GR14	1:08.064	9	1.375	86.68
6	19		Rick MORRIS		Ray GR10	1:08.989	10	2.300	85.52
7	12		Chris MIDDLEHURST		Mygale GR15K	1:09.014	10	2.325	85.49
8	1	H	Mike GARDNER		Crossle 32F	1:09.263	9	2.574	85.18
9	551		Joe PORTER		Van Diemen RF92	1:09.269	9	2.580	85.18
10	90	H	Josh BARNETT		Van Diemen RF80	1:09.642	9	2.953	84.72
11	144		Adam QUATERMAINE		Van Diemen RF99	1:10.303	9	3.614	83.92
12	52		Mark DE ROZARIEUX		Swift SC92F	1:10.598	9	3.909	83.57
13	38		Vincent JAY		Ray GR10	1:10.715	9	4.026	83.43
14	58	H	Richard DAVISON		Van Diemen RF88	1:10.810	9	4.121	83.32
15	89		Peter DALY		Van Diemen RF90	1:11.138	8	4.449	82.94
16	32		Tom SEWARD		Van Diemen RF06	1:11.277	9	4.588	82.78
17	169	H	Dan FOX		PRS 81F	1:11.401	9	4.712	82.63
18	62	H	Kevin MANSELL		Crossle 32F	1:11.454	9	4.765	82.57
19	118		Georges TOMSEN		Van Diemen RF91	1:15.134	9	8.445	78.53

Car 90 requires a working transponder - Regulation Q.12.2.1 refers.

Weather/Track: Cloud/Damp

These results are provisional until the conclusion of any judicial and technical matters.

Silverstone

Circuit Length = 1.6390 miles.

Start: 10:38 End: 10:48

Clerk of the Course:

Timekeeper:

Walter Hayes Trophy

HEAT 5 - QUALIFYING LAP ANALYSIS - Silverstone - 31 October - 1 November 2015

1	Mike GARDNER	Crossle 32F
1 - 9:01.333	6 - 1:10.693	
2 - 1:14.491	7 - 1:09.834	
3 - 1:11.374	8 - 1:09.263	
4 - 1:10.601	9 - 1:10.589	
5 - 1:11.520		
12	Chris MIDDLEHURST	Mygale GR15K
1 - 8:51.775	6 - 1:09.422	
2 - 1:10.462	7 - 1:09.605	
3 - 1:09.918	8 - 1:10.739	
4 - 1:09.672	9 - 1:11.328	
5 - 1:11.477	10 - 1:09.014	
14	Graham CARROLL	Van Diemen JL13
1 - 8:43.278	6 - 1:08.357	
2 - 1:10.015	7 - 1:08.189	
3 - 1:09.264	8 - 1:07.519	
4 - 1:10.206	9 - 1:08.982	
5 - 1:08.047	10 - 1:07.156	
19	Rick MORRIS	Ray GR10
1 - 8:44.744	6 - 1:09.444	
2 - 1:12.769	7 - 1:09.244	
3 - 1:11.586	8 - 1:09.238	
4 - 1:10.975	9 - 1:09.075	
5 - 1:09.758	10 - 1:08.989	
22	Michai STEPHENS	Ray GR13
1 - 8:50.280	6 - 1:08.504	
2 - 1:11.684	7 - 1:08.185	
3 - 1:10.638	8 - 1:08.555	
4 - 1:09.371	9 - 1:10.225	
5 - 1:12.660	10 - 1:07.723	
32	Tom SEWARD	Van Diemen RF06
1 - 9:01.110	6 - 1:11.842	
2 - 1:25.295	7 - 1:11.383	
3 - 1:25.255	8 - 1:11.477	
4 - 1:12.709	9 - 1:11.277	
5 - 1:12.265		

Car 90 requires a working transponder - Regulation Q.12.2.1 refers.
Weather/Track: Cloud/Damp

Walter Hayes Trophy

HEAT 5 - QUALIFYING LAP ANALYSIS - Silverstone - 31 October - 1 November 2015

(contd.)

38	Vincent JAY	Ray GR10
1 - 8:44.583	6 - 1:11.824	
2 - 1:24.104	7 - 1:11.113	
3 - 1:14.486	8 - 1:10.715	
4 - 1:11.277	9 - 1:26.368	
5 - 1:12.132		
46	Wayne BOYD	Van Diemen MS13K
1 - 8:37.311	6 - 1:07.154	
2 - 1:09.706	7 - 1:07.151	
3 - 1:09.261	8 - 1:07.597	
4 - 1:07.938	9 - 1:06.689	
5 - 1:07.329	10 - 1:07.037	
52	Mark DE ROZARIEUX	Swift SC92F
1 - 8:54.377	6 - 1:11.806	
2 - 1:16.102	7 - 1:11.765	
3 - 1:13.457	8 - 1:11.117	
4 - 1:13.293	9 - 1:10.598	
5 - 1:13.192		
58	Richard DAVISON	Van Diemen RF88
1 - 8:52.963	6 - 1:30.500	
2 - 1:14.697	7 - 1:11.787	
3 - 1:14.467	8 - 1:11.357	
4 - 1:11.313	9 - 1:30.746P	
5 - 1:10.810		
62	Kevin MANSELL	Crossle 32F
1 - 8:57.650	6 - 1:11.868	
2 - 1:14.609	7 - 1:11.697	
3 - 1:13.100	8 - 1:11.454	
4 - 1:12.235	9 - 1:11.797	
5 - 1:13.895		
66	Sebastian MELROSE	Ray GR14
1 - 8:56.767	6 - 1:10.870	
2 - 1:12.988	7 - 1:09.183	
3 - 1:11.150	8 - 1:08.960	
4 - 1:10.413	9 - 1:08.064	
5 - 1:12.396		

Car 90 requires a working transponder - Regulation Q.12.2.1 refers.
Weather/Track: Cloud/Damp

Silverstone
Circuit Length = 1.6390 miles.
Start: 10:38 End: 10:48

Walter Hayes Trophy

HEAT 5 - QUALIFYING LAP ANALYSIS - Silverstone - 31 October - 1 November 2015

(contd.)

75	Sam MCKENZIE	Ray GR08
1 - 8:53.347	6 - 1:10.853	
2 - 1:11.535	7 - 1:08.109	
3 - 1:10.122	8 - 1:08.945	
4 - 1:09.566	9 - 1:08.060	
5 - 1:08.990	10 - 1:07.671	
89	Peter DALY	Van Diemen RF90
1 - 8:44.169	6 - 1:43.762P	
2 - 1:21.382	7 - 1:51.446	
3 - 1:13.569	8 - 1:15.285	
4 - 1:13.091		
5 - 1:11.138		
90	Josh BARNETT	Van Diemen RF80
1 - 8:55.236	6 - 1:09.642	
2 - 1:13.343	7 - 1:09.986	
3 - 1:11.068	8 - 1:09.792	
4 - 1:11.492	9 - 1:09.984	
5 - 1:10.733		
118	Georges TOMSEN	Van Diemen RF91
1 - 9:00.956	6 - 1:15.842	
2 - 1:19.460	7 - 1:15.567	
3 - 1:16.009	8 - 1:16.426	
4 - 1:16.047	9 - 1:15.134	
5 - 1:16.053		
144	Adam QUATERMAINE	Van Diemen RF99
1 - 8:48.308	6 - 1:15.198	
2 - 1:15.397	7 - 1:12.047	
3 - 1:12.245	8 - 1:10.514	
4 - 1:14.675	9 - 1:15.725	
5 - 1:10.303		
169	Dan FOX	PRS 81F
1 - 8:45.071	6 - 1:12.327	
2 - 1:16.718	7 - 1:12.545	
3 - 1:14.039	8 - 1:11.504	
4 - 1:13.332	9 - 1:11.401	
5 - 1:11.648		

Car 90 requires a working transponder - Regulation Q.12.2.1 refers.
Weather/Track: Cloud/Damp

Silverstone
Circuit Length = 1.6390 miles.
Start: 10:38 End: 10:48

Walter Hayes Trophy

HEAT 5 - QUALIFYING LAP ANALYSIS - Silverstone - 31 October - 1 November 2015 (contd.)


551	Joe PORTER	Van Diemen RF92
1 - 9:01.148	6 - 1:10.009	
2 - 1:13.283	7 - 1:09.845	
3 - 1:10.985	8 - 1:09.269	
4 - 1:10.693	9 - 1:10.373	
5 - 1:09.534		

Car 90 requires a working transponder - Regulation Q.12.2.1 refers.
Weather/Track: Cloud/Damp

Walter Hayes Trophy

HEAT 5 - STARTING GRID - Silverstone - 31 October - 1 November 2015

ROW 10	118	TOMSEN	
ROW 9	62	MANSELL	169 FOX
ROW 8	32	SEWARD	89 DALY
ROW 7	58	DAVISON	38 JAY
ROW 6	52	DE ROZARIEUX	144 QUATERMAINE
ROW 5	90	BARNETT	551 PORTER
ROW 4	1	GARDNER	12 MIDDLEHURST
ROW 3	19	MORRIS	66 MELROSE
ROW 2	22	STEPHENS	75 MCKENZIE
ROW 1	14	CARROLL	46 BOYD
			POLE



Car 90 requires a working transponder - Regulation Q.12.2.1 refers.

Weather/Track: Cloud/Damp

These results are provisional until the conclusion of any judicial and technical matters.

Silverstone

Circuit Length = 1.6390 miles.

Start: 10:38 End: 10:48

Clerk of the Course:

Timekeeper:

Walter Hayes Trophy

HEAT 5 - CLASSIFICATION - Silverstone - 31 October - 1 November 2015

POS	NO	CL	DRIVER	NAT	CAR	TIME	LAPS	GAP	MPH	BEST
1	46		Wayne BOYD		Van Diemen MS13K	8:26.361	8		92.63	1:02.590
2	22		Michai STEPHENS		Ray GR13	8:26.443	8	0.082	92.61	1:02.444
3	14		Graham CARROLL		Van Diemen JL13	8:26.633	8	0.272	92.58	1:02.470
4	66		Sebastian MELROSE		Ray GR14	8:39.866	8	13.505	90.22	1:03.826
5	75		Sam MCKENZIE		Ray GR08	8:40.002	8	13.641	90.20	1:03.775
6	19		Rick MORRIS		Ray GR10	8:40.843	8	14.482	90.05	1:03.845
7	144		Adam QUATERMAINE		Van Diemen RF99	8:41.009	8	14.648	90.02	1:03.879
8	551		Joe PORTER		Van Diemen RF92	8:44.253	8	17.892	89.46	1:04.274
9	90	H	Josh BARNETT		Van Diemen RF80	8:44.826	8	18.465	89.37	1:04.111
10	1	H	Mike GARDNER		Crossle 32F	8:44.973	8	18.612	89.34	1:04.800
11	12		Chris MIDDLEHURST		Mygale GR15K	8:45.149	8	18.788	89.31	1:04.608
12	52		Mark DE ROZARIEUX		Swift SC92F	8:59.015	8	32.654	87.01	1:06.155
13	38		Vincent JAY		Ray GR10	8:59.170	8	32.809	86.99	1:04.662
14	89		Peter DALY		Van Diemen RF90	8:59.300	8	32.939	86.97	1:05.229
15	169	H	Dan FOX		PRS 81F	8:59.972	8	33.611	86.86	1:06.018
16	118		Georges TOMSEN		Van Diemen RF91	9:00.489	8	34.128	86.78	1:05.528
17	58	H	Richard DAVISON		Van Diemen RF88	9:01.193	8	34.832	86.66	1:06.330
18	32		Tom SEWARD		Van Diemen RF06	9:18.357	8	51.996	84.00	1:06.661

NOT CLASSIFIED

62	H	Kevin MANSELL	Crossle 32F	0	D.N.F.	N/A
----	---	---------------	-------------	---	--------	-----

FASTEST LAP

22		Michai STEPHENS	Ray GR13	1:02.444	4	94.49mph	152.06kph
90	H	Josh BARNETT	Van Diemen RF80	1:04.111	6	92.03mph	148.11kph

Weather/Track: Sun/Dry

These results are provisional until the conclusion of any judicial and technical matters.

Silverstone
Circuit Length = 1.6390 miles.
Start: 14:49 End: 14:57

Clerk of the Course:

Timekeeper:

Walter Hayes Trophy

HEAT 5 - LAP ANALYSIS - Silverstone - 31 October - 1 November 2015

1	Mike GARDNER	Crossle 32F
1 - 1:08.963	6 - 1:04.800	
2 - 1:04.938	7 - 1:04.825	
3 - 1:06.115	8 - 1:05.092	
4 - 1:05.251		
5 - 1:04.989		
12	Chris MIDDLEHURST	Mygale GR15K
1 - 1:08.508	6 - 1:04.964	
2 - 1:04.844	7 - 1:06.090	
3 - 1:04.734	8 - 1:06.483	
4 - 1:04.608		
5 - 1:04.918		
14	Graham CARROLL	Van Diemen JL13
1 - 1:07.204	6 - 1:02.590	
2 - 1:02.876	7 - 1:02.748	
3 - 1:02.477	8 - 1:03.480	
4 - 1:02.470		
5 - 1:02.788		
19	Rick MORRIS	Ray GR10
1 - 1:09.532	6 - 1:04.677	
2 - 1:04.990	7 - 1:04.186	
3 - 1:05.102	8 - 1:03.845	
4 - 1:04.250		
5 - 1:04.261		
22	Michai STEPHENS	Ray GR13
1 - 1:07.133	6 - 1:02.645	
2 - 1:03.076	7 - 1:02.451	
3 - 1:02.810	8 - 1:03.063	
4 - 1:02.444		
5 - 1:02.821		
32	Tom SEWARD	Van Diemen RF06
1 - 1:14.881	6 - 1:12.060	
2 - 1:06.661	7 - 1:09.850	
3 - 1:07.519	8 - 1:09.656	
4 - 1:09.083		
5 - 1:08.647		

Weather/Track: Sun/Dry

www.mstworld.com

Page 1 of 4

Silverstone
Circuit Length = 1.6390 miles.
Start: 14:49 End: 14:57

Printed - 14:59 Saturday, 31 October 2015

Walter Hayes Trophy

HEAT 5 - LAP ANALYSIS - Silverstone - 31 October - 1 November 2015

(contd.)

75	Sam MCKENZIE	Ray GR08
1 - 1:08.068	6 - 1:05.162	
2 - 1:05.415	7 - 1:03.775	
3 - 1:05.618	8 - 1:03.821	
4 - 1:04.079		
5 - 1:04.064		
89	Peter DALY	Van Diemen RF90
1 - 1:13.259	6 - 1:06.149	
2 - 1:07.314	7 - 1:06.300	
3 - 1:09.056	8 - 1:06.290	
4 - 1:05.229		
5 - 1:05.703		
90	Josh BARNETT	Van Diemen RF80
1 - 1:09.757	6 - 1:04.111	
2 - 1:05.093	7 - 1:04.336	
3 - 1:05.444	8 - 1:05.936	
4 - 1:04.582		
5 - 1:05.567		
118	Georges TOMSEN	Van Diemen RF91
1 - 1:15.194	6 - 1:06.185	
2 - 1:06.678	7 - 1:06.048	
3 - 1:08.309	8 - 1:06.344	
4 - 1:05.528		
5 - 1:06.203		
144	Adam QUATERMAINE	Van Diemen RF99
1 - 1:10.045	6 - 1:04.633	
2 - 1:04.872	7 - 1:04.190	
3 - 1:05.190	8 - 1:03.914	
4 - 1:03.879		
5 - 1:04.286		
169	Dan FOX	PRS 81F
1 - 1:13.854	6 - 1:06.018	
2 - 1:07.222	7 - 1:06.602	
3 - 1:07.434	8 - 1:06.064	
4 - 1:06.273		
5 - 1:06.505		

Weather/Track: Sun/Dry

www.mstworld.com

Page 3 of 4

Silverstone
Circuit Length = 1.6390 miles.
Start: 14:49 End: 14:57

Printed - 14:59 Saturday, 31 October 2015

Walter Hayes Trophy

HEAT 5 - LAP ANALYSIS - Silverstone - 31 October - 1 November 2015

(contd.)

551	Joe PORTER	Van Diemen RF92
1 - 1:10.427	6 - 1:04.306	
2 - 1:04.945	7 - 1:04.739	
3 - 1:05.221	8 - 1:05.208	
4 - 1:05.133		
5 - 1:04.274		

Weather/Track: Sun/Dry

www.mstworld.com

Page 4 of 4

Silverstone
Circuit Length = 1.6390 miles.
Start: 14:49 End: 14:57

Printed - 14:59 Saturday, 31 October 2015

Walter Hayes Trophy

HEAT 5 - LAP CHART - Silverstone - 31 October - 1 November 2015

Lap 1			Lap 2			Lap 3			Lap 4			Lap 5		
No	Behind	Laptime	No	Behind	Laptime	No	Behind	Laptime	No	Behind	Laptime	No	Behind	Laptime
46		1:06.262	46		1:03.144	46		1:02.821	46		1:02.727	46		1:02.749
22	0.871	1:07.133	14	0.674	1:02.876	14	0.330	1:02.477	14	0.073	1:02.470	14	0.112	1:02.788
14	0.942	1:07.204	22	0.803	1:03.076	22	0.792	1:02.810	22	0.509	1:02.444	22	0.581	1:02.821
75	1.806	1:08.068	12	3.946	1:04.844	12	5.859	1:04.734	12	7.740	1:04.608	66	9.371	1:04.306
66	1.946	1:08.208	75	4.077	1:05.415	66	6.715	1:05.347	66	7.814	1:03.826	75	9.541	1:04.064
12	2.246	1:08.508	66	4.189	1:05.387	75	6.874	1:05.618	75	8.226	1:04.079	12	9.909	1:04.918
1	2.701	1:08.963	1	4.495	1:04.938	19	7.397	1:05.102	19	8.920	1:04.250	19	10.432	1:04.261
19	3.270	1:09.532	19	5.116	1:04.990	1	7.789	1:06.115	144	9.032	1:03.879	144	10.569	1:04.286
90	3.495	1:09.757	90	5.444	1:05.093	144	7.880	1:05.190	90	9.922	1:04.582	551	12.297	1:04.274
144	3.783	1:10.045	144	5.511	1:04.872	90	8.067	1:05.444	1	10.313	1:05.251	1	12.553	1:04.989
551	4.165	1:10.427	551	5.966	1:04.945	551	8.366	1:05.221	551	10.772	1:05.133	90	12.740	1:05.567
38	4.264	1:10.526	38	6.369	1:05.249	58	14.238	1:06.718	58	18.279	1:06.768	58	21.860	1:06.330
52	6.388	1:12.650	58	10.341	1:06.876	52	15.349	1:07.176	52	18.882	1:06.260	52	22.694	1:06.561
58	6.609	1:12.871	52	10.994	1:07.750	169	16.283	1:07.434	169	19.829	1:06.273	89	22.858	1:05.703
89	6.997	1:13.259	89	11.167	1:07.314	32	16.834	1:07.519	89	19.904	1:05.229	169	23.585	1:06.505
169	7.592	1:13.854	169	11.670	1:07.222	89	17.402	1:09.056	118	20.755	1:05.528	118	24.209	1:06.203
32	8.619	1:14.881	32	12.136	1:06.661	118	17.954	1:08.309	38	21.780	1:04.662	38	24.289	1:05.258
118	8.932	1:15.194	118	12.466	1:06.678	38	19.845	1:16.297	32	23.190	1:09.083	32	29.088	1:08.647

Weather/Track: Sun/Dry

www.mstworld.com

Page 1 of 2

Silverstone
Circuit Length = 1.6390 miles.
Start: 14:49 End: 14:57

Printed - 14:59 Saturday, 31 October 2015

Walter Hayes Trophy

HEAT 5 - LAP CHART - Silverstone - 31 October - 1 November 2015

(contd.)

Lap 6			Lap 7			Lap 8			Lap 9			Lap 10		
No	Behind	Laptime	No	Behind	Laptime	No	Behind	Laptime	No	Behind	Laptime	No	Behind	Laptime
14		1:02.590	14		1:02.748	46		1:03.113						
46	0.253	1:02.955	46	0.095	1:02.590	22	0.082	1:03.063						
22	0.524	1:02.645	22	0.227	1:02.451	14	0.272	1:03.480						
66	11.268	1:04.599	66	12.658	1:04.138	66	13.505	1:04.055						
75	12.001	1:05.162	75	13.028	1:03.775	75	13.641	1:03.821						
12	12.171	1:04.964	19	13.845	1:04.186	19	14.482	1:03.845						
19	12.407	1:04.677	144	13.942	1:04.190	144	14.648	1:03.914						
144	12.500	1:04.633	12	15.513	1:06.090	551	17.892	1:05.208						
551	13.901	1:04.306	90	15.737	1:04.336	90	18.465	1:05.936						
90	14.149	1:04.111	551	15.892	1:04.739	1	18.612	1:05.092						
1	14.651	1:04.800	1	16.728	1:04.825	12	18.788	1:06.483						
52	26.147	1:06.155	52	29.599	1:06.200	52	32.654	1:06.263						
89	26.305	1:06.149	89	29.857	1:06.300	38	32.809	1:06.063						
58	26.557	1:07.399	38	29.954	1:05.799	89	32.939	1:06.290						
38	26.903	1:05.316	169	30.755	1:06.602	169	33.611	1:06.064						
169	26.901	1:06.018	118	30.992	1:06.048	118	34.128	1:06.344						
118	27.692	1:06.185	58	31.210	1:07.401	58	34.832	1:06.830						
32	38.446	1:12.060	32	45.548	1:09.850	32	51.996	1:09.656						

Weather/Track: Sun/Dry

www.mstworld.com

Page 2 of 2

Silverstone
Circuit Length = 1.6390 miles.
Start: 14:49 End: 14:57

Printed - 14:59 Saturday, 31 October 2015

Walter Hayes Trophy

HEAT 6 - QUALIFYING - Silverstone - 31 October - 1 November 2015

POS	NO	CL	DRIVER	NAT	CAR	TIME	LAPS	GAP	MPH
1	100		Adam MACKAY		Ray GR14	1:04.329	10		91.72
2	6		Timothy BURET		Ray GR08	1:04.600	10	0.271	91.33
3	94		Oliver WHITE		Van Diemen JL015K	1:04.698	10	0.369	91.19
4	85		Scott ANDREWS		Spectrum 011C	1:04.720	10	0.391	91.16
5	69		Jonny MCMULLAN		Van Diemen LA10	1:04.732	10	0.403	91.15
6	54		Doug CROSBIE		Van Diemen JKL13	1:04.820	10	0.491	91.02
7	117		Tom MCARTHUR		Van Diemen LA10	1:04.864	10	0.535	90.96
8	2		Roger ORGEE		Van Diemen RF00	1:05.006	10	0.677	90.76
9	156		Gaius GHINN		Ray GR010	1:05.200	10	0.871	90.49
10	79		Miles JOHNSON		Mygale SJ01	1:06.474	10	2.145	88.76
11	33	H	Tom BROWN		Van Diemen RF86	1:07.661	10	3.332	87.20
12	110	H	Gislain GENECAND		Crossle 25F	1:07.664	10	3.335	87.20
13	318	H	Ivor MAIRS		Reynard 84FF	1:09.843	9	5.514	84.48
14	64		Andy CLARK		Van Diemen RF95K	1:10.775	9	6.446	83.36
15	51		John CLAYTON		Swift SC93	1:11.550	9	7.221	82.46
16	61		Eric MOULINET		Van Diemen RF90	1:11.763	9	7.434	82.22
17	41	H	Andrew KLUGE		Van Diemen RF89	1:13.714	9	9.385	80.04
18	18	H	Paul HUBBARD		Crossle 25F	9:43.162	2	8:38.833	10.11

Car 61 requires a working transponder - Regulation Q.12.2.1 refers.

Weather/Track: Cloud/Damp

These results are provisional until the conclusion of any judicial and technical matters.

Silverstone

Circuit Length = 1.6390 miles.

Start: 11:19 End: 11:29

Clerk of the Course:

Timekeeper:

Walter Hayes Trophy

HEAT 6 - QUALIFYING LAP ANALYSIS - Silverstone - 31 October - 1 November 2015

2	Roger ORGEE	Van Diemen RF00
1 - 9:27.419	6 - 1:05.825	
2 - 1:07.725	7 - 1:05.329	
3 - 1:06.499	8 - 1:05.185	
4 - 1:06.238	9 - 1:05.742	
5 - 1:05.499	10 - 1:05.006	
6	Timothy BURET	Ray GR08
1 - 9:34.719	6 - 1:05.541	
2 - 1:08.639	7 - 1:10.769	
3 - 1:10.172	8 - 1:05.588	
4 - 1:06.653	9 - 1:05.814	
5 - 1:05.828	10 - 1:04.600	
18	Paul HUBBARD	Crossle 25F
1 - 9:43.162		
2 - 1:50.558P		
33	Tom BROWN	Van Diemen RF86
1 - 9:36.207	6 - 1:08.804	
2 - 1:10.271	7 - 1:08.732	
3 - 1:09.042	8 - 1:08.198	
4 - 1:08.773	9 - 1:08.109	
5 - 1:09.077	10 - 1:07.661	
41	Andrew KLUGE	Van Diemen RF89
1 - 9:47.496	6 - 1:16.095	
2 - 1:24.484	7 - 1:15.907	
3 - 1:18.170	8 - 1:15.009	
4 - 1:15.428	9 - 1:13.714	
5 - 1:15.074		
51	John CLAYTON	Swift SC93
1 - 9:41.791	6 - 1:12.337	
2 - 1:17.922	7 - 1:11.752	
3 - 1:14.989	8 - 1:11.550	
4 - 1:12.968	9 - 1:13.077	
5 - 1:13.514		

Car 61 requires a working transponder - Regulation Q.12.2.1 refers.
Weather/Track: Cloud/Damp

Silverstone
Circuit Length = 1.6390 miles.
Start: 11:19 End: 11:29

Walter Hayes Trophy

HEAT 6 - QUALIFYING LAP ANALYSIS - Silverstone - 31 October - 1 November 2015

(contd.)

54	Doug CROSBIE	Van Diemen JKL13
1 - 9:33.449	6 - 1:05.596	
2 - 1:08.499	7 - 1:05.929	
3 - 1:06.842	8 - 1:05.542	
4 - 1:05.989	9 - 1:04.820	
5 - 1:05.676	10 - 1:05.122	
61	Eric MOULINET	Van Diemen RF90
1 - 9:41.076	6 - 1:12.393	
2 - 1:17.444	7 - 1:11.848	
3 - 1:30.812	8 - 1:13.191	
4 - 1:15.399	9 - 1:11.763	
5 - 1:12.915		
64	Andy CLARK	Van Diemen RF95K
1 - 9:39.852	6 - 1:11.969	
2 - 1:20.599	7 - 1:12.473	
3 - 1:16.045	8 - 1:10.775	
4 - 1:13.961	9 - 1:11.776	
5 - 1:11.978		
69	Jonny MCMULLAN	Van Diemen LA10
1 - 9:29.823	6 - 1:05.150	
2 - 1:10.311	7 - 1:05.209	
3 - 1:07.666	8 - 1:04.732	
4 - 1:05.651	9 - 1:05.246	
5 - 1:06.572	10 - 1:05.263	
79	Miles JOHNSON	Mygale SJ01
1 - 9:27.432	6 - 1:07.224	
2 - 1:10.802	7 - 1:07.264	
3 - 1:09.579	8 - 1:07.992	
4 - 1:08.288	9 - 1:07.683	
5 - 1:07.621	10 - 1:06.474	
85	Scott ANDREWS	Spectrum 011C
1 - 9:29.793	6 - 1:04.818	
2 - 1:08.541	7 - 1:05.903	
3 - 1:07.115	8 - 1:05.237	
4 - 1:05.377	9 - 1:05.192	
5 - 1:05.353	10 - 1:04.720	

Car 61 requires a working transponder - Regulation Q.12.2.1 refers.
Weather/Track: Cloud/Damp

Silverstone
Circuit Length = 1.6390 miles.
Start: 11:19 End: 11:29

Walter Hayes Trophy

HEAT 6 - QUALIFYING LAP ANALYSIS - Silverstone - 31 October - 1 November 2015

(contd.)

94	Oliver WHITE	Van Diemen JL015K
1 - 9:24.492	6 - 1:06.452	
2 - 1:07.232	7 - 1:05.150	
3 - 1:06.060	8 - 1:05.730	
4 - 1:05.230	9 - 1:06.083	
5 - 1:05.836	10 - 1:04.698	
100	Adam MACKAY	Ray GR14
1 - 9:30.686	6 - 1:05.206	
2 - 1:08.442	7 - 1:04.329	
3 - 1:08.802	8 - 1:08.841	
4 - 1:05.971	9 - 1:04.553	
5 - 1:08.726	10 - 1:04.600	
110	Gislain GENECAUD	Crossle 25F
1 - 9:46.669	6 - 1:08.935	
2 - 1:16.285	7 - 1:08.746	
3 - 1:12.610	8 - 1:08.132	
4 - 1:11.676	9 - 1:07.676	
5 - 1:09.349	10 - 1:07.664	
117	Tom MCARTHUR	Van Diemen LA10
1 - 9:24.112	6 - 1:05.378	
2 - 1:14.774	7 - 1:05.915	
3 - 1:07.604	8 - 1:04.864	
4 - 1:06.599	9 - 1:04.897	
5 - 1:05.576	10 - 1:05.011	
156	Gaius GHINN	Ray GR010
1 - 9:28.540	6 - 1:06.593	
2 - 1:09.790	7 - 1:05.936	
3 - 1:07.955	8 - 1:07.479	
4 - 1:06.411	9 - 1:05.569	
5 - 1:06.639	10 - 1:05.200	
318	Ivor MAIRS	Reynard 84FF
1 - 9:46.486	6 - 1:10.142	
2 - 1:24.329	7 - 1:12.753	
3 - 1:21.969	8 - 1:09.843	
4 - 1:19.951	9 - 1:10.073	
5 - 1:15.305		


Car 61 requires a working transponder - Regulation Q.12.2.1 refers.
Weather/Track: Cloud/Damp

Silverstone
Circuit Length = 1.6390 miles.
Start: 11:19 End: 11:29

Walter Hayes Trophy

HEAT 6 - STARTING GRID - Silverstone - 31 October - 1 November 2015

ROW 9	18 HUBBARD	41 KLUGE
ROW 8	61 MOULINET	51 CLAYTON
ROW 7	64 CLARK	318 MAIRS
ROW 6	110 GENECAUD	33 BROWN
ROW 5	79 JOHNSON	156 GHINN
ROW 4	2 ORGEE	117 MCARTHUR
ROW 3	54 CROSBIE	69 MCMULLAN
ROW 2	85 ANDREWS	94 WHITE
ROW 1	6 BURET	100 MACKAY
		POLE



Car 61 requires a working transponder - Regulation Q.12.2.1 refers.

Weather/Track: Cloud/Damp

These results are provisional until the conclusion of any judicial and technical matters.

Silverstone

Circuit Length = 1.6390 miles.

Start: 11:19 End: 11:29

Clerk of the Course:

Timekeeper:

Walter Hayes Trophy

HEAT 6 - CLASSIFICATION - Silverstone - 31 October - 1 November 2015

POS	NO	CL	DRIVER	NAT	CAR	TIME	LAPS	GAP	MPH	BEST
1	69		Jonny MCMULLAN		Van Diemen LA10	8:32.375	8		91.54	1:03.174
2	94		Oliver WHITE		Van Diemen JL015K	8:32.495	8	0.120	91.52	1:02.997
3	100		Adam MACKAY		Ray GR14	8:32.810	8	0.435	91.46	1:03.127
4	54		Doug CROSBIE		Van Diemen JKL13	8:33.095	8	0.720	91.41	1:02.870
5	85		Scott ANDREWS		Spectrum 011C	8:33.424	8	1.049	91.35	1:03.027
6	6		Timothy BURET		Ray GR08	8:33.778	8	1.403	91.29	1:02.851
7	117		Tom MCARTHUR		Van Diemen LA10	8:35.502	8	3.127	90.98	1:02.893
8	156		Gaius GHINN		Ray GR010	8:37.126	8	4.751	90.70	1:03.350
9	79		Miles JOHNSON		Mygale SJ01	8:49.592	8	17.217	88.56	1:05.141
10	33	H	Tom BROWN		Van Diemen RF86	8:50.277	8	17.902	88.45	1:04.777
11	110	H	Gislain GENECAND		Crossle 25F	8:50.431	8	18.056	88.42	1:04.890
12	51		John CLAYTON		Swift SC93	9:04.302	8	31.927	86.17	1:06.914
13	64		Andy CLARK		Van Diemen RF95K	9:12.125	8	39.750	84.95	1:07.372
14	41	H	Andrew KLUGE		Van Diemen RF89	9:23.849	8	51.474	83.18	1:08.936
15	18	H	Paul HUBBARD		Crossle 25F	9:01.181	7	1 LAP	75.76	1:15.959

NOT CLASSIFIED

61		Eric MOULINET		Van Diemen RF90	5:55.468	5	D.N.F.	82.15	1:09.393
2		Roger ORGEE		Van Diemen RF00		0	D.N.F.	N/A	
318	H	Ivor MAIRS		Reynard 84FF		0	D.N.F.	N/A	

FASTEST LAP

6		Timothy BURET		Ray GR08	1:02.851	6	93.87mph	151.08kph	
33	H	Tom BROWN		Van Diemen RF86	1:04.777	5	91.08mph	146.59kph	

Weather/Track: Sun/Dry

These results are provisional until the conclusion of any judicial and technical matters.

Silverstone

Circuit Length = 1.6390 miles.

Start: 15:59 End: 16:07

Clerk of the Course:

Timekeeper:

Walter Hayes Trophy

HEAT 6 - LAP ANALYSIS - Silverstone - 31 October - 1 November 2015

2	Roger ORGEE	Van Diemen RF00
6	Timothy BURET	Ray GR08
1 - 1:07.136 6 - 1:02.851 2 - 1:06.637 7 - 1:03.276 3 - 1:03.961 8 - 1:03.209 4 - 1:03.255 5 - 1:03.453		
18	Paul HUBBARD	Crossle 25F
1 - 1:20.388 6 - 1:18.138 2 - 1:16.361 7 - 1:17.383 3 - 1:16.665 4 - 1:16.287 5 - 1:15.959		
33	Tom BROWN	Van Diemen RF86
1 - 1:11.171 6 - 1:04.778 2 - 1:05.891 7 - 1:05.683 3 - 1:06.334 8 - 1:05.390 4 - 1:06.253 5 - 1:04.777		
41	Andrew KLUGE	Van Diemen RF89
1 - 1:17.287 6 - 1:09.238 2 - 1:10.483 7 - 1:09.455 3 - 1:09.386 8 - 1:08.936 4 - 1:09.945 5 - 1:09.119		
51	John CLAYTON	Swift SC93
1 - 1:12.734 6 - 1:07.358 2 - 1:07.043 7 - 1:07.949 3 - 1:07.621 8 - 1:07.031 4 - 1:07.652 5 - 1:06.914		

Weather/Track: Sun/Dry

www.mstworld.com

Page 1 of 3

Silverstone
Circuit Length = 1.6390 miles.
Start: 15:59 End: 16:07

Printed - 16:10 Saturday, 31 October 2015

Walter Hayes Trophy

HEAT 6 - LAP ANALYSIS - Silverstone - 31 October - 1 November 2015

(contd.)

54	Doug CROSBIE	Van Diemen JKL13
1 - 1:08.557	6 - 1:03.167	
2 - 1:04.451	7 - 1:03.331	
3 - 1:04.035	8 - 1:03.198	
4 - 1:03.486		
5 - 1:02.870		
61	Eric MOULINET	Van Diemen RF90
1 - 1:16.888		
2 - 1:09.587		
3 - 1:09.393		
4 - 1:09.787		
5 - 1:09.813		
64	Andy CLARK	Van Diemen RF95K
1 - 1:14.579	6 - 1:07.938	
2 - 1:08.821	7 - 1:08.423	
3 - 1:08.232	8 - 1:07.502	
4 - 1:09.258		
5 - 1:07.372		
69	Jonny MCMULLAN	Van Diemen LA10
1 - 1:07.374	6 - 1:03.300	
2 - 1:04.264	7 - 1:03.372	
3 - 1:03.951	8 - 1:03.317	
4 - 1:03.623		
5 - 1:03.174		
79	Miles JOHNSON	Mygale SJ01
1 - 1:10.555	6 - 1:05.258	
2 - 1:06.091	7 - 1:05.693	
3 - 1:05.833	8 - 1:05.141	
4 - 1:05.852		
5 - 1:05.169		
85	Scott ANDREWS	Spectrum 011C
1 - 1:07.976	6 - 1:03.148	
2 - 1:04.782	7 - 1:03.121	
3 - 1:03.896	8 - 1:03.971	
4 - 1:03.027		
5 - 1:03.503		

Weather/Track: Sun/Dry

www.mstworld.com

Page 2 of 3

Silverstone
Circuit Length = 1.6390 miles.
Start: 15:59 End: 16:07

Printed - 16:10 Saturday, 31 October 2015

Walter Hayes Trophy

HEAT 6 - LAP ANALYSIS - Silverstone - 31 October - 1 November 2015

(contd.)

94	Oliver WHITE	Van Diemen JL015K
1 - 1:07.533	6 - 1:03.334	
2 - 1:04.427	7 - 1:02.997	
3 - 1:03.855	8 - 1:03.507	
4 - 1:03.581		
5 - 1:03.261		
100	Adam MACKAY	Ray GR14
1 - 1:07.270	6 - 1:03.340	
2 - 1:05.187	7 - 1:03.127	
3 - 1:03.896	8 - 1:03.435	
4 - 1:03.188		
5 - 1:03.367		
110	Gislain GENECAND	Crossle 25F
1 - 1:11.652	6 - 1:04.992	
2 - 1:05.730	7 - 1:06.456	
3 - 1:06.134	8 - 1:05.222	
4 - 1:05.355		
5 - 1:04.890		
117	Tom MCARTHUR	Van Diemen LA10
1 - 1:07.688	6 - 1:03.308	
2 - 1:04.983	7 - 1:03.352	
3 - 1:04.140	8 - 1:05.363	
4 - 1:03.775		
5 - 1:02.893		
156	Gaius GHINN	Ray GR010
1 - 1:09.484	6 - 1:03.694	
2 - 1:04.730	7 - 1:04.379	
3 - 1:04.077	8 - 1:03.953	
4 - 1:03.350		
5 - 1:03.459		
318	Ivor MAIRS	Reynard 84FF

Weather/Track: Sun/Dry

www.mstworld.com

Page 3 of 3

Silverstone
Circuit Length = 1.6390 miles.
Start: 15:59 End: 16:07

Printed - 16:10 Saturday, 31 October 2015

Walter Hayes Trophy

HEAT 6 - LAP CHART - Silverstone - 31 October - 1 November 2015

Lap 1			Lap 2			Lap 3			Lap 4			Lap 5		
No	Behind	Laptime	No	Behind	Laptime	No	Behind	Laptime	No	Behind	Laptime	No	Behind	Laptime
6		1:07.136	69		1:04.264	69		1:03.951	69		1:03.623	69		1:03.174
100	0.134	1:07.270	94	0.322	1:04.427	94	0.226	1:03.855	94	0.184	1:03.581	94	0.271	1:03.261
69	0.238	1:07.374	100	0.819	1:05.187	100	0.764	1:03.896	100	0.329	1:03.188	100	0.522	1:03.367
94	0.397	1:07.533	117	1.033	1:04.983	85	1.065	1:03.896	85	0.469	1:03.027	85	0.798	1:03.503
117	0.552	1:07.688	85	1.120	1:04.782	117	1.222	1:04.140	54	1.317	1:03.486	54	1.013	1:02.870
85	0.840	1:07.976	54	1.370	1:04.451	54	1.454	1:04.035	117	1.374	1:03.775	117	1.093	1:02.893
54	1.421	1:08.557	6	2.135	1:06.637	6	2.145	1:03.961	6	1.777	1:03.255	6	2.056	1:03.453
156	2.348	1:09.484	156	2.576	1:04.730	156	2.702	1:04.077	156	2.429	1:03.350	156	2.714	1:03.459
79	3.419	1:10.555	79	5.008	1:06.091	79	6.890	1:05.833	79	9.119	1:05.852	79	11.114	1:05.169
33	4.035	1:11.171	33	5.424	1:05.891	33	7.807	1:06.334	110	9.659	1:05.355	110	11.375	1:04.890
110	4.516	1:11.652	110	5.744	1:05.730	110	7.927	1:06.134	33	10.437	1:06.253	33	12.040	1:04.777
51	5.598	1:12.734	51	8.139	1:07.043	51	11.809	1:07.621	51	15.838	1:07.652	51	19.578	1:06.914
64	7.443	1:14.579	64	11.762	1:08.821	64	16.043	1:08.232	64	21.678	1:09.258	64	25.876	1:07.372
61	9.752	1:16.888	61	14.837	1:09.587	61	20.279	1:09.393	61	26.443	1:09.787	61	33.082	1:09.813
41	10.151	1:17.287	41	16.132	1:10.483	41	21.567	1:09.386	41	27.889	1:09.945	41	33.834	1:09.119
18	13.252	1:20.388	18	25.111	1:16.361	18	37.825	1:16.665	18	50.489	1:16.287	18	1:03.274	1:15.959

Weather/Track: Sun/Dry

www.mstworld.com

Page 1 of 2

Silverstone
Circuit Length = 1.6390 miles.
Start: 15:59 End: 16:07

Printed - 16:09 Saturday, 31 October 2015

Walter Hayes Trophy

HEAT 6 - LAP CHART - Silverstone - 31 October - 1 November 2015

(contd.)

Lap 6			Lap 7			Lap 8			Lap 9			Lap 10		
No	Behind	Laptime	No	Behind	Laptime	No	Behind	Laptime	No	Behind	Laptime	No	Behind	Laptime
69		1:03.300	94		1:02.997	69		1:03.317						
94	0.305	1:03.334	69	0.070	1:03.372	94	0.120	1:03.507						
100	0.562	1:03.340	100	0.387	1:03.127	100	0.435	1:03.435						
85	0.646	1:03.148	85	0.465	1:03.121	54	0.720	1:03.198						
54	0.880	1:03.167	54	0.909	1:03.331	85	1.049	1:03.971						
117	1.101	1:03.308	117	1.151	1:03.352	6	1.403	1:03.209						
6	1.607	1:02.851	6	1.581	1:03.276	117	3.127	1:05.363						
156	3.108	1:03.694	156	4.185	1:04.379	156	4.751	1:03.953						
110	13.067	1:04.992	18	1 LAP	1:18.138	79	17.217	1:05.141						
79	13.072	1:05.258	79	15.463	1:05.693	33	17.902	1:05.390						
33	13.518	1:04.778	33	15.899	1:05.683	110	18.056	1:05.222						
51	23.636	1:07.358	110	16.221	1:06.456	18	1 LAP	1:17.383						
64	30.514	1:07.938	51	28.283	1:07.949	51	31.927	1:07.031						
41	39.772	1:09.238	64	35.635	1:08.423	64	39.750	1:07.502						
			41	45.925	1:09.455	41	51.474	1:08.936						

Weather/Track: Sun/Dry

www.mstworld.com

Page 2 of 2


Silverstone
Circuit Length = 1.6390 miles.
Start: 15:59 End: 16:07

Printed - 16:09 Saturday, 31 October 2015

Walter Hayes Trophy

PROGRESSION RACE - STARTING GRID - Silverstone - 31 October - 1 November 2015

ROW 14	318	MAIRS	2	ORGEE
ROW 13	62	MANSELL	42	HIGGINS
ROW 12	31	KAVANAGH	61	MOULINET
ROW 11	72	COWLEY	83	GOUGH
ROW 10	115	BURET	193	KRUGER
ROW 9	36	O'BEIRNE	32	SEWARD
ROW 8	101	BOYACK	20	PORTER
ROW 7	29	SIKSTROM	73	MINSHAW
ROW 6	58	DAVISON	57	DAVISON
ROW 5	82	LOVETT	86	BARNES
ROW 4	26	LE NECH	118	TOMSEN
ROW 3	152	MANN	18	HUBBARD
ROW 2	34	COLLYER	65	WOLFENDEN
ROW 1	95	GOWENS	169	FOX
				POLE



Silverstone
Circuit Length = 1.6390 miles.

These results are provisional until the conclusion of any judicial and technical matters.

Clerk of the Course:		Timekeeper:
----------------------	--	-------------

Walter Hayes Trophy

PROGRESSION RACE - CLASSIFICATION - Silverstone - 31 October - 1 November 2015

POS	NO	CL	DRIVER	NAT	CAR	TIME	LAPS	GAP	MPH	BEST
1	2		Roger ORGEE		Van Diemen RF00	10:54.924	10		89.63	1:03.367
2	193		Jayde KRUGER		Van Diemen RF92	10:55.124	10	0.200	89.60	1:03.691
3	72	H	Matthew COWLEY		Reynard RF88	10:58.970	10	4.046	89.08	1:03.507
4	36		Daniel O'BEIRNE		Swift Cooper SC95	11:05.419	10	10.495	88.22	1:04.532
5	95		James GOWENS		Vector MG95	11:16.823	10	21.899	86.73	1:05.718
6	169	H	Dan FOX		PRS 81F	11:20.907	10	25.983	86.21	1:06.345
7	58	H	Richard DAVISON		Van Diemen RF88	11:22.012	10	27.088	86.07	1:06.064
8	86		Paul BARNES		Swift SC92	11:25.406	10	30.482	85.65	1:07.307
9	152		Vincent MANN		Van Diemen RF02	11:25.944	10	31.020	85.58	1:07.178
10	65		Jack WOLFENDEN		Van Diemen RF03	11:26.066	10	31.142	85.56	1:05.144
11	57	H	Chris DAVISON		Van Diemen RF89	11:34.153	10	39.229	84.57	1:08.181
12	29	H	Peter SIKSTROM		Van Diemen VD79	11:35.455	10	40.531	84.41	1:07.338
13	20		David PORTER		Van Diemen RF92	11:42.889	10	47.965	83.52	1:07.616
14	118		Georges TOMSEN		Van Diemen RF91	11:44.377	10	49.453	83.34	1:06.479
15	62	H	Kevin MANSELL		Crossle 32F	11:46.289	10	51.365	83.11	1:06.847
16	61		Eric MOULINET		Van Diemen RF90	11:56.321	10	1:01.397	81.95	1:09.171
17	26	H	Philippe LE NECH		Van Diemen RF80	11:57.714	10	1:02.790	81.79	1:10.135
18	101	H	Don BOYACK		Van Diemen RF89	11:59.136	10	1:04.212	81.63	1:09.011
19	82	H	James LOVETT		Lola T200	12:02.285	10	1:07.361	81.27	1:08.214
20	34	H	Stephen COLLYER		Crossle 32F	10:34.429	9	1 LAP	83.23	1:07.152
21	31		Terry KAVANAGH		Van Diemen RF92	10:58.812	9	1 LAP	80.15	1:09.563
22	115	H	Pierre BURET		Hawke DL15	11:02.394	9	1 LAP	79.71	1:11.285
23	318	H	Ivor MAIRS		Reynard 84FF	11:02.607	9	1 LAP	79.69	1:09.717
24	73		Daniel MINSHAW		Swift SC97	10:59.502	8	2 LAPS	71.12	1:09.477

NOT CLASSIFIED

83			Stuart GOUGH		Van Diemen RF92	1:48.010	1	D.N.F.	51.86	
32			Tom SEWARD		Van Diemen RF06	1:49.865	1	D.N.F.	50.98	
18	H		Paul HUBBARD		Crossle 25F		0	D.N.F.	N/A	

FASTEST LAP

2			Roger ORGEE		Van Diemen RF00	1:03.367	3	93.11mph	149.85kph	
72	H		Matthew COWLEY		Reynard RF88	1:03.507	5	92.90mph	149.52kph	

Weather/Track: Sun/Drying. Car 42 - Non-starter

These results are provisional until the conclusion of any judicial and technical matters.

Silverstone
Circuit Length = 1.6390 miles.
Start: 10:19 End: 10:30

Clerk of the Course:

Timekeeper:

Walter Hayes Trophy

PROGRESSION RACE - LAP ANALYSIS - Silverstone - 31 October - 1 November 2015

2	Roger ORGEE	Van Diemen RF00
1 - 1:14.448	6 - 1:04.982	
2 - 1:07.265	7 - 1:03.997	
3 - 1:03.367	8 - 1:04.366	
4 - 1:03.655	9 - 1:04.377	
5 - 1:03.665	10 - 1:04.802	
18	Paul HUBBARD	Crossle 25F
20	David PORTER	Van Diemen RF92
1 - 1:17.559	6 - 1:11.958	
2 - 1:08.873	7 - 1:12.344	
3 - 1:08.043	8 - 1:09.519	
4 - 1:07.616	9 - 1:08.629	
5 - 1:10.006	10 - 1:08.342	
26	Philippe LE NECH	Van Diemen RF80
1 - 1:20.064	6 - 1:11.351	
2 - 1:10.135	7 - 1:12.088	
3 - 1:10.177	8 - 1:11.621	
4 - 1:11.004	9 - 1:10.243	
5 - 1:10.649	10 - 1:10.382	
29	Peter SIKSTROM	Van Diemen VD79
1 - 1:16.206	6 - 1:08.385	
2 - 1:08.459	7 - 1:09.032	
3 - 1:07.892	8 - 1:09.432	
4 - 1:07.338	9 - 1:09.894	
5 - 1:07.955	10 - 1:10.862	
31	Terry KAVANAGH	Van Diemen RF92
1 - 1:22.088	6 - 1:11.052	
2 - 1:10.626	7 - 1:11.394	
3 - 1:09.563	8 - 1:11.555	
4 - 1:09.752	9 - 1:10.715	
5 - 1:22.067		

Walter Hayes Trophy

PROGRESSION RACE - LAP ANALYSIS - Silverstone - 31 October - 1 November 2015

(contd.)

32	Tom SEWARD	Van Diemen RF06
1 - 1:49.865P		
34	Stephen COLLYER	Crossle 32F
1 - 1:12.853 6 - 1:07.969 2 - 1:09.957 7 - 1:08.147 3 - 1:08.869 8 - 1:08.246 4 - 1:07.693 9 - 1:23.543P 5 - 1:07.152		
36	Daniel O'BEIRNE	Swift Cooper SC95
1 - 1:15.141 6 - 1:05.393 2 - 1:06.828 7 - 1:06.146 3 - 1:04.532 8 - 1:06.311 4 - 1:05.040 9 - 1:05.861 5 - 1:04.790 10 - 1:05.377		
57	Chris DAVISON	Van Diemen RF89
1 - 1:13.507 6 - 1:08.992 2 - 1:09.698 7 - 1:08.866 3 - 1:08.725 8 - 1:08.852 4 - 1:08.428 9 - 1:08.309 5 - 1:10.595 10 - 1:08.181		
58	Richard DAVISON	Van Diemen RF88
1 - 1:13.977 6 - 1:07.780 2 - 1:08.951 7 - 1:07.825 3 - 1:08.704 8 - 1:07.623 4 - 1:06.885 9 - 1:07.316 5 - 1:06.064 10 - 1:06.887		
61	Eric MOULINET	Van Diemen RF90
1 - 1:20.933 6 - 1:12.013 2 - 1:10.439 7 - 1:12.230 3 - 1:10.007 8 - 1:10.991 4 - 1:09.171 9 - 1:11.065 5 - 1:09.480 10 - 1:09.992		

Weather/Track: Sun/Drying. Car 42 - Non-starter

Walter Hayes Trophy

PROGRESSION RACE - LAP ANALYSIS - Silverstone - 31 October - 1 November 2015

(contd.)

62	Kevin MANSELL	Crossle 32F
1 - 1:16.791	6 - 1:07.940	
2 - 1:06.847	7 - 1:26.377	
3 - 1:07.897	8 - 1:09.161	
4 - 1:07.465	9 - 1:08.328	
5 - 1:07.037	10 - 1:08.446	
65	Jack WOLFENDEN	Van Diemen RF03
1 - 1:12.852	6 - 1:17.568	
2 - 1:06.148	7 - 1:08.622	
3 - 1:05.991	8 - 1:07.898	
4 - 1:06.808	9 - 1:07.144	
5 - 1:05.144	10 - 1:07.891	
72	Matthew COWLEY	Reynard RF88
1 - 1:13.540	6 - 1:04.840	
2 - 1:06.799	7 - 1:05.036	
3 - 1:04.552	8 - 1:05.304	
4 - 1:04.697	9 - 1:05.021	
5 - 1:03.507	10 - 1:05.674	
73	Daniel MINSHAW	Swift SC97
1 - 2:45.447	6 - 1:12.153	
2 - 1:10.039	7 - 1:11.047	
3 - 1:09.814	8 - 1:10.746	
4 - 1:09.477		
5 - 1:10.779		
82	James LOVETT	Lola T200
1 - 1:15.986	6 - 1:21.049	
2 - 1:08.214	7 - 1:12.191	
3 - 1:08.271	8 - 1:13.205	
4 - 1:08.447	9 - 1:12.101	
5 - 1:10.426	10 - 1:12.395	
83	Stuart GOUGH	Van Diemen RF92
1 - 1:48.010P		

Weather/Track: Sun/Drying. Car 42 - Non-starter

Walter Hayes Trophy

PROGRESSION RACE - LAP ANALYSIS - Silverstone - 31 October - 1 November 2015

(contd.)

86	Paul BARNES	Swift SC92
1 - 1:13.181	6 - 1:08.433	
2 - 1:09.752	7 - 1:08.149	
3 - 1:07.619	8 - 1:07.936	
4 - 1:07.307	9 - 1:07.603	
5 - 1:07.653	10 - 1:07.773	
95	James GOWENS	Vector MG95
1 - 1:10.457	6 - 1:06.689	
2 - 1:07.348	7 - 1:08.215	
3 - 1:06.511	8 - 1:08.559	
4 - 1:06.685	9 - 1:08.631	
5 - 1:05.718	10 - 1:08.010	
101	Don BOYACK	Van Diemen RF89
1 - 1:21.475	6 - 1:11.138	
2 - 1:10.024	7 - 1:13.054	
3 - 1:09.467	8 - 1:11.925	
4 - 1:09.011	9 - 1:11.521	
5 - 1:09.847	10 - 1:11.674	
115	Pierre BURET	Hawke DL15
1 - 1:23.829	6 - 1:13.720	
2 - 1:11.507	7 - 1:13.113	
3 - 1:13.104	8 - 1:11.399	
4 - 1:11.285	9 - 1:13.128	
5 - 1:11.309		
118	Georges TOMSEN	Van Diemen RF91
1 - 1:30.597	6 - 1:10.640	
2 - 1:07.608	7 - 1:09.389	
3 - 1:07.078	8 - 1:08.752	
4 - 1:06.479	9 - 1:08.154	
5 - 1:08.726	10 - 1:06.954	
152	Vincent MANN	Van Diemen RF02
1 - 1:13.102	6 - 1:07.991	
2 - 1:09.079	7 - 1:08.556	
3 - 1:07.854	8 - 1:07.900	
4 - 1:08.294	9 - 1:07.178	
5 - 1:07.916	10 - 1:08.074	

Weather/Track: Sun/Drying. Car 42 - Non-starter

Walter Hayes Trophy

PROGRESSION RACE - LAP ANALYSIS - Silverstone - 31 October - 1 November 2015 (contd.)

169	Dan FOX	PRS 81F
1 - 1:10.536	6 - 1:07.021	
2 - 1:06.870	7 - 1:08.666	
3 - 1:06.600	8 - 1:08.431	
4 - 1:06.345	9 - 1:09.969	
5 - 1:06.469	10 - 1:10.000	
193	Jayde KRUGER	Van Diemen RF92
1 - 1:14.229	6 - 1:05.232	
2 - 1:06.306	7 - 1:04.149	
3 - 1:03.841	8 - 1:03.977	
4 - 1:03.691	9 - 1:04.375	
5 - 1:04.251	10 - 1:05.073	
318	Ivor MAIRS	Reynard 84FF
1 - 1:28.065	6 - 1:13.203	
2 - 1:09.989	7 - 1:12.377	
3 - 1:09.933	8 - 1:12.684	
4 - 1:09.717	9 - 1:14.609	
5 - 1:12.030		

Walter Hayes Trophy

PROGRESSION RACE - LAP CHART - Silverstone - 31 October - 1 November 2015

Lap 1			Lap 2			Lap 3			Lap 4			Lap 5		
No	Behind	Laptime	No	Behind	Laptime	No	Behind	Laptime	No	Behind	Laptime	No	Behind	Laptime
95		1:10.457	169		1:06.870	169		1:06.600	193		1:03.691	193		1:04.251
169	0.079	1:10.536	95	0.399	1:07.348	95	0.310	1:06.511	2	0.668	1:03.655	2	0.082	1:03.665
34	2.396	1:12.853	65	1.594	1:06.148	193	0.370	1:03.841	72	1.521	1:04.697	72	0.777	1:03.507
65	2.395	1:12.852	72	2.933	1:06.799	72	0.885	1:04.552	169	2.284	1:06.345	36	4.013	1:04.790
152	2.645	1:13.102	193	3.129	1:06.306	65	0.985	1:05.991	95	2.934	1:06.685	95	4.401	1:05.718
86	2.724	1:13.181	2	4.307	1:07.265	2	1.074	1:03.367	36	3.474	1:05.040	169	4.502	1:06.469
57	3.050	1:13.507	36	4.563	1:06.828	36	2.495	1:04.532	65	3.732	1:06.808	65	4.625	1:05.144
72	3.083	1:13.540	152	4.775	1:09.079	152	6.029	1:07.854	86	9.792	1:07.307	58	12.263	1:06.064
58	3.520	1:13.977	34	5.404	1:09.957	86	6.546	1:07.619	152	10.262	1:08.294	86	13.194	1:07.653
193	3.772	1:14.229	86	5.527	1:09.752	62	7.529	1:07.897	58	10.450	1:06.885	62	13.719	1:07.037
2	3.991	1:14.448	58	5.522	1:08.951	58	7.626	1:08.704	62	10.933	1:07.465	152	13.927	1:07.916
36	4.684	1:15.141	57	5.799	1:09.698	34	7.673	1:08.869	34	11.305	1:07.693	34	14.206	1:07.152
82	5.529	1:15.986	62	6.232	1:06.847	57	7.924	1:08.725	29	11.828	1:07.338	29	15.532	1:07.955
29	5.749	1:16.206	82	6.794	1:08.214	82	8.465	1:08.271	57	12.291	1:08.428	57	18.635	1:10.595
62	6.334	1:16.791	29	7.259	1:08.459	29	8.551	1:07.892	82	12.851	1:08.447	82	19.026	1:10.426
20	7.102	1:17.559	20	9.026	1:08.873	20	10.469	1:08.043	20	14.024	1:07.616	20	19.779	1:10.006
26	9.607	1:20.064	26	12.793	1:10.135	26	16.370	1:10.177	101	21.910	1:09.011	101	27.506	1:09.847
61	10.476	1:20.933	61	13.966	1:10.439	101	16.960	1:09.467	61	22.483	1:09.171	61	27.712	1:09.480
101	11.018	1:21.475	101	14.093	1:10.024	61	17.373	1:10.007	26	23.313	1:11.004	118	28.170	1:08.726
31	11.631	1:22.088	31	15.308	1:10.626	31	18.271	1:09.563	118	23.695	1:06.479	26	29.711	1:10.649
115	13.372	1:23.829	115	17.930	1:11.507	118	21.277	1:07.078	31	23.962	1:09.752	318	37.416	1:12.030
318	17.608	1:28.065	318	20.648	1:09.989	318	23.981	1:09.933	318	29.637	1:09.717	115	38.716	1:11.309
118	20.140	1:30.597	118	20.799	1:07.608	115	24.434	1:13.104	115	31.658	1:11.285	31	41.778	1:22.067
83	37.553	1:48.010P	73	1 LAP	2:45.447	73	1 LAP	1:10.039	73	1 LAP	1:09.814	73	1 LAP	1:09.477
32	39.408	1:49.865P												

Weather/Track: Sun/Drying. Car 42 - Non-starter

Walter Hayes Trophy

PROGRESSION RACE - LAP CHART - Silverstone - 31 October - 1 November 2015

(contd.)

Lap 6			Lap 7			Lap 8			Lap 9			Lap 10		
No	Behind	Laptime	No	Behind	Laptime	No	Behind	Laptime	No	Behind	Laptime	No	Behind	Laptime
2		1:04.982	2		1:03.997	193		1:03.977	193		1:04.375	2		1:04.802
193	0.168	1:05.232	193	0.320	1:04.149	2	0.069	1:04.366	2	0.071	1:04.377	193	0.200	1:05.073
72	0.553	1:04.840	72	1.592	1:05.036	72	2.599	1:05.304	72	3.245	1:05.021	31	1 LAP	1:10.715
36	4.342	1:05.393	36	6.491	1:06.146	36	8.505	1:06.311	36	9.991	1:05.861	72	4.046	1:05.674
95	6.026	1:06.689	95	10.244	1:08.215	95	14.506	1:08.559	95	18.762	1:08.631	73	2 LAPS	1:10.746
169	6.459	1:07.021	169	11.128	1:08.666	169	15.262	1:08.431	169	20.856	1:09.969	115	1 LAP	1:13.128
58	14.979	1:07.780	58	18.807	1:07.825	58	22.133	1:07.623	58	25.074	1:07.316	318	1 LAP	1:14.609
86	16.563	1:08.433	86	20.715	1:08.149	86	24.354	1:07.936	86	27.582	1:07.603	36	10.495	1:05.377
62	16.595	1:07.940	34	21.261	1:08.147	152	25.016	1:07.900	152	27.819	1:07.178	95	21.899	1:08.010
152	16.854	1:07.991	152	21.413	1:08.556	34	25.210	1:08.246	65	28.124	1:07.144	169	25.983	1:10.000
34	17.111	1:07.969	65	21.754	1:08.622	65	25.355	1:07.898	29	34.542	1:09.894	58	27.088	1:06.887
65	17.129	1:17.568	29	23.888	1:09.032	29	29.023	1:09.432	57	35.921	1:08.309	86	30.482	1:07.773
29	18.853	1:08.385	57	27.432	1:08.866	57	31.987	1:08.852	34	44.378	1:23.543P	152	31.020	1:08.074
57	22.563	1:08.992	20	35.020	1:12.344	20	40.242	1:09.519	20	44.496	1:08.629	65	31.142	1:07.891
20	26.673	1:11.958	62	38.975	1:26.377	118	43.593	1:08.752	118	47.372	1:08.154	57	39.229	1:08.181
101	33.580	1:11.138	118	39.138	1:09.389	62	43.839	1:09.161	62	47.792	1:08.328	29	40.531	1:10.862
118	33.746	1:10.640	101	42.637	1:13.054	61	49.588	1:10.991	61	56.278	1:11.065	20	47.965	1:08.342
61	34.661	1:12.013	61	42.894	1:12.230	101	50.265	1:11.925	26	57.281	1:10.243	118	49.453	1:06.954
82	35.011	1:21.049	82	43.205	1:12.191	26	51.413	1:11.621	101	57.411	1:11.521	62	51.365	1:08.446
26	35.998	1:11.351	26	44.089	1:12.088	82	52.113	1:13.205	82	59.839	1:12.101	61	1:01.397	1:09.992
318	45.555	1:13.203	318	53.935	1:12.377	318	1:02.322	1:12.684				26	1:02.790	1:10.382
115	47.372	1:13.720	31	55.163	1:11.394	31	1:02.421	1:11.555				101	1:04.212	1:11.674
31	47.766	1:11.052	73	1 LAP	1:12.153	73	1 LAP	1:11.047				82	1:07.361	1:12.395
73	1 LAP	1:10.779	115	56.488	1:13.113	115	1:03.590	1:11.399						

Weather/Track: Sun/Drying. Car 42 - Non-starter

Walter Hayes Trophy

LAST CHANCE RACE - STARTING GRID - Silverstone - 31 October - 1 November 2015

ROW
18
ROW
17
ROW
16
ROW
15
ROW
14
ROW
13
ROW
12
ROW
11
ROW
10
ROW
9
ROW
8
ROW
7
ROW
6
ROW
5
ROW
4
ROW
3
ROW
2
ROW
1

169	FOX	95	GOWENS
36	O'BEIRNE	72	COWLEY
193	KRUGER	2	ORGEE
48	MULLAN	41	KLUGE
53	ROBERTS	10	JONES
77	GRAY	89	DALY
60	PONCIN	64	CLARK
47	THOMPSON	188	BEAVER
84	BRACEGIRDLE	38	JAY
30	BARLOW	51	CLAYTON
145	DIETER-HACKEL	88	SMITH
87	ZOSSO	52	DE ROZARIEUX
105	BARNES	110	GENECAND
8	DOLAN	24	MASON
67	MCDONALD	12	MIDDLEHURST
91	BUTCHART	33	BROWN
316	MURPHY	128	MCCULLOCH
150	GIBAUT	1	GARDNER

POLE

RESERVES: 58, 86, 152, 65, 57, 29

Silverstone
Circuit Length = 1.6390 miles.

These results are provisional until the conclusion of any judicial and technical matters.

Clerk of the Course:

Timekeeper:

Walter Hayes Trophy

LAST CHANCE RACE - CLASSIFICATION - Silverstone - 31 October - 1 November 2015

POS	NO	CL	DRIVER	NAT	CAR	TIME	LAPS	GAP	MPH	BEST
1	2		Roger ORGEE		Van Diemen RF00	8:36.453	8		90.82	1:02.898
2	128		David MCCULLOCH		Van Diemen RF00	8:37.941	8	1.488	90.55	1:03.900
3	33	H	Tom BROWN		Van Diemen RF86	8:47.333	8	10.880	88.94	1:04.311
4	88	H	Rory SMITH		Van Diemen RF88	8:48.485	8	12.032	88.75	1:04.393
5	24		Paul MASON		Swift SC94	8:48.792	8	12.339	88.70	1:04.305
6	47	H	Nigel THOMPSON		Van Diemen RF88	8:49.040	8	12.587	88.65	1:04.414
7	145	H	Klaus DIETER-HACKEL		Van Diemen RF88	8:49.365	8	12.912	88.60	1:04.314
8	87	H	Josef ZOSSO		Griffon FFK85	8:49.507	8	13.054	88.58	1:04.356
9	72	H	Matthew COWLEY		Reynard RF88	8:50.303	8	13.850	88.44	1:03.989
10	316	H	Conor MURPHY		Van Diemen RF83	8:50.423	8	13.970	88.42	1:05.130
11	38		Vincent JAY		Ray GR10	8:50.531	8	14.078	88.41	1:04.257
12	110	H	Gislain GENECAND		Crossle 25F	8:50.920	8	14.467	88.34	1:05.120
13	10	H	Stuart JONES		Reynard RF89	8:53.716	8	17.263	87.88	1:05.223
14	188	H	Michael BEAVER		Mondiale M88S	8:56.325	8	19.872	87.45	1:05.379
15	105	H	Nick BARNES		Van Diemen RF87	8:56.360	8	19.907	87.44	1:05.607
16	51		John CLAYTON		Swift SC93	8:57.272	8	20.819	87.30	1:05.471
17	52		Mark DE ROZARIEUX		Swift SC92F	8:57.711	8	21.258	87.23	1:05.738
18	95		James GOWENS		Vector MG95	8:57.935	8	21.482	87.19	1:05.550
19	89		Peter DALY		Van Diemen RF90	8:58.834	8	22.381	87.04	1:04.665
20	64		Andy CLARK		Van Diemen RF95K	9:00.263	8	23.810	86.81	1:05.555
21	65		Jack WOLFENDEN		Van Diemen RF03	9:01.155	8	24.702	86.67	1:05.484
22	53		Steve ROBERTS		Van Diemen RF91	9:02.303	8	25.850	86.49	1:05.752
23	12		Chris MIDDLEHURST		Mygale GR15K	9:02.308	8	25.855	86.49	1:03.820
24	84	H	Stephen BRACEGIRDLE		Van Diemen RF89	9:02.431	8	25.978	86.47	1:05.806
25	60		Laurent PONCIN		Van Diemen RF91	9:06.543	8	30.090	85.82	1:06.022
26	36		Daniel O'BEIRNE		Swift Cooper SC95	9:07.556	8	31.103	85.66	1:04.111
27	169	H	Dan FOX		PRS 81F	9:09.110	8	32.657	85.41	1:06.605
28	41	H	Andrew KLUGE		Van Diemen RF89	9:29.233	8	52.780	82.39	1:07.786
29	77		Fraser GRAY		Ray GR14	9:32.402	8	55.949	81.94	1:06.208
30	91		Craig BUTCHART		Mygale GD515	9:15.974	7	1 LAP	73.75	1:05.514

NOT CLASSIFIED

67			George MCDONALD		Swift SC92F	8:10.053	7	D.N.F.	83.67	1:05.208
1	H		Mike GARDNER		Crossle 32F	5:27.698	5	D.N.F.	89.11	1:04.713
193			Jayde KRUGER		Van Diemen RF92	4:27.110	4	D.N.F.	87.24	1:04.075
8			Nigel DOLAN		Van Diemen JL012K	1:14.097	1	D.N.F.	75.59	1:14.097
30			Steve BARLOW		Ray 98		0	D.N.F.	N/A	
150			Michael GIBAUT		Ray GR07		0	D.N.F.	N/A	

FASTEST LAP

2			Roger ORGEE		Van Diemen RF00	1:02.898	5	93.80mph	150.97kph	
72	H		Matthew COWLEY		Reynard RF88	1:03.989	4	92.21mph	148.39kph	

Car 65 allowed to start as a reserve following red flag. 48 - non-starter.

Weather/Track: Sun/Dry

These results are provisional until the conclusion of any judicial and technical matters.

Silverstone

Circuit Length = 1.6390 miles.

Start: 12:45 End: 12:54

Clerk of the Course:		Timekeeper:
----------------------	--	-------------

Walter Hayes Trophy

LAST CHANCE RACE - LAP ANALYSIS - Silverstone - 31 October - 1 November 2015

1	Mike GARDNER	Crossle 32F
1 - 1:07.445		
2 - 1:05.602		
3 - 1:04.713		
4 - 1:04.858		
5 - 1:05.080		
2	Roger ORGEE	Van Diemen RF00
1 - 1:12.739	6 - 1:03.164	
2 - 1:04.131	7 - 1:03.308	
3 - 1:03.921	8 - 1:03.235	
4 - 1:03.057		
5 - 1:02.898		
8	Nigel DOLAN	Van Diemen JL012K
1 - 1:14.097		
10	Stuart JONES	Reynard RF89
1 - 1:14.743	6 - 1:05.223	
2 - 1:05.888	7 - 1:05.896	
3 - 1:05.682	8 - 1:05.273	
4 - 1:05.755		
5 - 1:05.256		
12	Chris MIDDLEHURST	Mygale GR15K
1 - 1:08.594	6 - 1:05.219	
2 - 1:04.304	7 - 1:08.581	
3 - 1:04.911	8 - 1:21.935P	
4 - 1:04.944		
5 - 1:03.820		
24	Paul MASON	Swift SC94
1 - 1:10.678	6 - 1:07.358	
2 - 1:04.890	7 - 1:06.223	
3 - 1:04.782	8 - 1:04.575	
4 - 1:04.305		
5 - 1:05.981		

Car 65 allowed to start as a reserve following red flag. 48 - non-starter.
Weather/Track: Sun/Dry

Silverstone
Circuit Length = 1.6390 miles.
Start: 12:45 End: 12:54

Walter Hayes Trophy

LAST CHANCE RACE - LAP ANALYSIS - Silverstone - 31 October - 1 November 2015

(contd.)

30	Steve BARLOW	Ray 98
33	Tom BROWN	Van Diemen RF86
1 - 1:09.183	6 - 1:06.580	
2 - 1:05.011	7 - 1:05.391	
3 - 1:05.856	8 - 1:04.950	
4 - 1:04.311		
5 - 1:06.051		
36	Daniel O'BEIRNE	Swift Cooper SC95
1 - 1:16.757	6 - 1:04.343	
2 - 1:23.086	7 - 1:04.630	
3 - 1:05.321	8 - 1:04.111	
4 - 1:04.733		
5 - 1:04.575		
38	Vincent JAY	Ray GR10
1 - 1:13.272	6 - 1:05.650	
2 - 1:05.951	7 - 1:05.687	
3 - 1:04.257	8 - 1:05.239	
4 - 1:05.429		
5 - 1:05.046		
41	Andrew KLUGE	Van Diemen RF89
1 - 1:18.988	6 - 1:09.429	
2 - 1:14.298	7 - 1:09.418	
3 - 1:10.253	8 - 1:07.786	
4 - 1:10.321		
5 - 1:08.740		
47	Nigel THOMPSON	Van Diemen RF88
1 - 1:12.973	6 - 1:05.283	
2 - 1:04.636	7 - 1:06.095	
3 - 1:04.706	8 - 1:04.414	
4 - 1:04.660		
5 - 1:06.273		

Car 65 allowed to start as a reserve following red flag. 48 - non-starter.
Weather/Track: Sun/Dry

Silverstone
Circuit Length = 1.6390 miles.
Start: 12:45 End: 12:54

Walter Hayes Trophy

LAST CHANCE RACE - LAP ANALYSIS - Silverstone - 31 October - 1 November 2015

(contd.)

51	John CLAYTON	Swift SC93
1 - 1:13.271	6 - 1:06.199	
2 - 1:06.555	7 - 1:06.619	
3 - 1:06.021	8 - 1:06.666	
4 - 1:05.471		
5 - 1:06.470		
52	Mark DE ROZARIEUX	Swift SC92F
1 - 1:12.705	6 - 1:07.416	
2 - 1:06.918	7 - 1:05.947	
3 - 1:06.471	8 - 1:06.216	
4 - 1:06.300		
5 - 1:05.738		
53	Steve ROBERTS	Van Diemen RF91
1 - 1:16.474	6 - 1:06.119	
2 - 1:07.207	7 - 1:07.973	
3 - 1:05.904	8 - 1:06.444	
4 - 1:05.752		
5 - 1:06.430		
60	Laurent PONCIN	Van Diemen RF91
1 - 1:16.123	6 - 1:06.787	
2 - 1:07.562	7 - 1:10.922	
3 - 1:06.661	8 - 1:06.143	
4 - 1:06.022		
5 - 1:06.323		
64	Andy CLARK	Van Diemen RF95K
1 - 1:14.395	6 - 1:06.719	
2 - 1:06.922	7 - 1:05.555	
3 - 1:06.402	8 - 1:05.709	
4 - 1:07.481		
5 - 1:07.080		
65	Jack WOLFENDEN	Van Diemen RF03
1 - 1:16.756	6 - 1:06.835	
2 - 1:07.920	7 - 1:06.014	
3 - 1:06.255	8 - 1:05.484	
4 - 1:05.667		
5 - 1:06.224		

Car 65 allowed to start as a reserve following red flag. 48 - non-starter.
Weather/Track: Sun/Dry

Silverstone
Circuit Length = 1.6390 miles.
Start: 12:45 End: 12:54

Walter Hayes Trophy

LAST CHANCE RACE - LAP ANALYSIS - Silverstone - 31 October - 1 November 2015

(contd.)

67	George MCDONALD	Swift SC92F
1 - 1:11.109	6 - 1:11.148	
2 - 1:05.527	7 - 1:21.480P	
3 - 1:05.867		
4 - 1:05.208		
5 - 1:09.714		
72	Matthew COWLEY	Reynard RF88
1 - 1:14.824	6 - 1:05.782	
2 - 1:04.718	7 - 1:06.264	
3 - 1:04.956	8 - 1:04.731	
4 - 1:03.989		
5 - 1:05.039		
77	Fraser GRAY	Ray GR14
1 - 1:16.195	6 - 1:06.580	
2 - 1:08.168	7 - 1:11.054	
3 - 1:07.213	8 - 1:29.559P	
4 - 1:06.208		
5 - 1:07.425		
84	Stephen BRACEGIRDLE	Van Diemen RF89
1 - 1:15.471	6 - 1:06.798	
2 - 1:07.201	7 - 1:06.568	
3 - 1:06.362	8 - 1:05.806	
4 - 1:06.792		
5 - 1:07.433		
87	Josef ZOSSO	Griffon FFK85
1 - 1:12.621	6 - 1:05.400	
2 - 1:05.087	7 - 1:06.219	
3 - 1:05.631	8 - 1:04.356	
4 - 1:05.054		
5 - 1:05.139		
88	Rory SMITH	Van Diemen RF88
1 - 1:12.377	6 - 1:05.882	
2 - 1:04.393	7 - 1:05.656	
3 - 1:05.115	8 - 1:04.685	
4 - 1:05.104		
5 - 1:05.273		

Car 65 allowed to start as a reserve following red flag. 48 - non-starter.
Weather/Track: Sun/Dry

Silverstone
Circuit Length = 1.6390 miles.
Start: 12:45 End: 12:54

Walter Hayes Trophy

LAST CHANCE RACE - LAP ANALYSIS - Silverstone - 31 October - 1 November 2015 (contd.)

89	Peter DALY	Van Diemen RF90
1 - 1:14.897	6 - 1:05.965	
2 - 1:06.946	7 - 1:06.156	
3 - 1:06.444	8 - 1:04.665	
4 - 1:07.279		
5 - 1:06.482		
91	Craig BUTCHART	Mygale GD515
1 - 1:10.333	6 - 1:06.100	
2 - 2:36.681	7 - 1:05.745	
3 - 1:05.907		
4 - 1:05.694		
5 - 1:05.514		
95	James GOWENS	Vector MG95
1 - 1:15.982	6 - 1:06.388	
2 - 1:06.163	7 - 1:05.810	
3 - 1:06.256	8 - 1:05.550	
4 - 1:06.181		
5 - 1:05.605		
105	Nick BARNES	Van Diemen RF87
1 - 1:12.936	6 - 1:05.741	
2 - 1:06.315	7 - 1:07.776	
3 - 1:05.703	8 - 1:06.128	
4 - 1:05.607		
5 - 1:06.154		
110	Gislain GENECAND	Crossle 25F
1 - 1:11.431	6 - 1:05.929	
2 - 1:06.093	7 - 1:06.466	
3 - 1:05.441	8 - 1:05.144	
4 - 1:05.120		
5 - 1:05.296		
128	David MCCULLOCH	Van Diemen RF00
1 - 1:07.766	6 - 1:04.209	
2 - 1:04.980	7 - 1:03.900	
3 - 1:04.368	8 - 1:04.178	
4 - 1:04.319		
5 - 1:04.221		

Car 65 allowed to start as a reserve following red flag. 48 - non-starter.
Weather/Track: Sun/Dry

Silverstone
Circuit Length = 1.6390 miles.
Start: 12:45 End: 12:54

Walter Hayes Trophy

LAST CHANCE RACE - LAP ANALYSIS - Silverstone - 31 October - 1 November 2015

(contd.)

145	Klaus DIETER-HACKEL	Van Diemen RF88
1 - 1:11.885	6 - 1:07.517	
2 - 1:04.314	7 - 1:06.767	
3 - 1:04.496	8 - 1:04.539	
4 - 1:04.362		
5 - 1:05.485		
150	Michael GIBAUT	Ray GR07
169	Dan FOX	PRS 81F
1 - 1:17.965	6 - 1:07.478	
2 - 1:07.471	7 - 1:08.288	
3 - 1:07.592	8 - 1:06.973	
4 - 1:06.605		
5 - 1:06.738		
188	Michael BEAVER	Mondiale M88S
1 - 1:15.487	6 - 1:05.953	
2 - 1:06.167	7 - 1:05.959	
3 - 1:06.070	8 - 1:05.622	
4 - 1:05.688		
5 - 1:05.379		
193	Jayde KRUGER	Van Diemen RF92
1 - 1:13.512		
2 - 1:04.927		
3 - 1:04.596		
4 - 1:04.075		
316	Conor MURPHY	Van Diemen RF83
1 - 1:08.977	6 - 1:05.441	
2 - 1:05.130	7 - 1:06.307	
3 - 1:06.589	8 - 1:05.294	
4 - 1:06.170		
5 - 1:06.515		

Car 65 allowed to start as a reserve following red flag. 48 - non-starter.
Weather/Track: Sun/Dry

Silverstone
Circuit Length = 1.6390 miles.
Start: 12:45 End: 12:54

Walter Hayes Trophy

LAST CHANCE RACE - LAP CHART - Silverstone - 31 October - 1 November 2015

Lap 1			Lap 2			Lap 3			Lap 4			Lap 5		
No	Behind	Laptime	No	Behind	Laptime	No	Behind	Laptime	No	Behind	Laptime	No	Behind	Laptime
1		1:07.445	128		1:04.980	128		1:04.368	128		1:04.319	128		1:04.221
128	0.321	1:07.766	12	0.152	1:04.304	1	0.646	1:04.713	1	1.185	1:04.858	12	0.919	1:03.820
12	1.149	1:08.594	1	0.301	1:05.602	12	0.695	1:04.911	12	1.320	1:04.944	2	1.092	1:02.898
316	1.532	1:08.977	316	1.361	1:05.130	33	2.936	1:05.856	2	2.415	1:03.057	1	2.044	1:05.080
33	1.738	1:09.183	33	1.448	1:05.011	24	3.236	1:04.782	33	2.928	1:04.311	33	4.758	1:06.051
91	2.888	1:10.333	24	2.822	1:04.890	145	3.581	1:04.496	24	3.222	1:04.305	145	4.888	1:05.485
24	3.233	1:10.678	145	3.453	1:04.314	316	3.582	1:06.589	145	3.624	1:04.362	24	4.982	1:05.981
67	3.664	1:11.109	67	3.890	1:05.527	2	3.677	1:03.921	316	5.433	1:06.170	88	6.608	1:05.273
110	3.986	1:11.431	88	4.024	1:04.393	88	4.771	1:05.115	47	5.542	1:04.660	47	7.594	1:06.273
145	4.440	1:11.885	2	4.124	1:04.131	47	5.201	1:04.706	88	5.556	1:05.104	316	7.727	1:06.515
88	4.932	1:12.377	110	4.778	1:06.093	67	5.389	1:05.867	193	5.677	1:04.075	110	7.727	1:05.296
87	5.176	1:12.621	47	4.863	1:04.636	110	5.851	1:05.441	67	6.278	1:05.208	87	7.878	1:05.139
52	5.260	1:12.705	87	4.962	1:05.087	193	5.921	1:04.596	110	6.652	1:05.120	72	7.872	1:05.039
2	5.294	1:12.739	193	5.693	1:04.927	87	6.225	1:05.631	87	6.960	1:05.054	38	8.301	1:05.046
105	5.491	1:12.936	38	6.477	1:05.951	38	6.366	1:04.257	72	7.054	1:03.989	105	11.061	1:06.154
47	5.528	1:12.973	105	6.505	1:06.315	72	7.384	1:04.956	38	7.476	1:05.429	10	11.670	1:05.256
38	5.827	1:13.272	72	6.796	1:04.718	105	7.840	1:05.703	105	9.128	1:05.607	67	11.771	1:09.714
51	5.826	1:13.271	52	6.877	1:06.918	51	8.733	1:06.021	51	9.885	1:05.471	51	12.134	1:06.470
193	6.067	1:13.512	51	7.080	1:06.555	52	8.980	1:06.471	10	10.635	1:05.755	52	12.478	1:05.738
8	6.652	1:14.097	10	7.885	1:05.888	10	9.199	1:05.682	52	10.961	1:06.300	188	13.137	1:05.379
64	6.950	1:14.395	64	8.571	1:06.922	64	10.605	1:06.402	188	11.979	1:05.688	95	14.533	1:05.605
10	7.298	1:14.743	188	8.908	1:06.167	188	10.610	1:06.070	95	13.149	1:06.181	53	16.113	1:06.430
72	7.379	1:14.824	89	9.097	1:06.946	89	11.173	1:06.444	64	13.767	1:07.481	89	16.394	1:06.482
89	7.452	1:14.897	95	9.399	1:06.163	95	11.287	1:06.256	53	13.904	1:05.752	64	16.626	1:07.080
84	8.026	1:15.471	84	9.926	1:07.201	84	11.920	1:06.362	89	14.133	1:07.279	60	17.037	1:06.323
188	8.042	1:15.487	53	10.935	1:07.207	53	12.471	1:05.904	84	14.393	1:06.792	65	17.168	1:06.224
95	8.537	1:15.982	60	10.939	1:07.562	60	13.232	1:06.661	60	14.935	1:06.022	84	17.605	1:07.433
60	8.678	1:16.123	77	11.617	1:08.168	65	13.817	1:06.255	65	15.165	1:05.667	77	19.555	1:07.425
77	8.750	1:16.195	65	11.930	1:07.920	77	14.462	1:07.213	77	16.351	1:06.208	169	20.717	1:06.738
53	9.029	1:16.474	169	12.690	1:07.471	169	15.914	1:07.592	169	18.200	1:06.605	36	28.818	1:04.575
36	9.312	1:16.757	41	20.540	1:14.298	41	26.425	1:10.253	36	28.464	1:04.733	91	1 LAP	1:05.694
65	9.311	1:16.756	36	27.097	1:23.086	36	28.050	1:05.321	91	1 LAP	1:05.907	41	36.946	1:08.740
169	10.520	1:17.965				91	1 LAP	2:36.681	41	32.427	1:10.321			
41	11.543	1:18.988												

Car 65 allowed to start as a reserve following red flag. 48 - non-starter.
Weather/Track: Sun/Dry

Silverstone
Circuit Length = 1.6390 miles.
Start: 12:45 End: 12:54

Walter Hayes Trophy

LAST CHANCE RACE - LAP CHART - Silverstone - 31 October - 1 November 2015

(contd.)

Lap 6			Lap 7			Lap 8			Lap 9			Lap 10		
No	Behind	Laptime	No	Behind	Laptime	No	Behind	Laptime	No	Behind	Laptime	No	Behind	Laptime
128		1:04.209	2		1:03.308	2		1:03.235						
2	0.047	1:03.164	128	0.545	1:03.900	128	1.488	1:04.178						
12	1.929	1:05.219	12	7.155	1:08.581	33	10.880	1:04.950						
33	7.129	1:06.580	33	9.165	1:05.391	88	12.032	1:04.685						
24	8.131	1:07.358	88	10.582	1:05.656	24	12.339	1:04.575						
145	8.196	1:07.517	24	10.999	1:06.223	47	12.587	1:04.414						
88	8.281	1:05.882	47	11.408	1:06.095	145	12.912	1:04.539						
47	8.668	1:05.283	145	11.608	1:06.767	87	13.054	1:04.356						
316	8.959	1:05.441	316	11.911	1:06.307	72	13.850	1:04.731						
87	9.069	1:05.400	87	11.933	1:06.219	316	13.970	1:05.294						
72	9.445	1:05.782	38	12.074	1:05.687	38	14.078	1:05.239						
110	9.447	1:05.929	72	12.354	1:06.264	110	14.467	1:05.144						
38	9.742	1:05.650	110	12.558	1:06.466	10	17.263	1:05.273						
105	12.593	1:05.741	10	15.225	1:05.896	188	19.872	1:05.622						
10	12.684	1:05.223	105	17.014	1:07.776	105	19.907	1:06.128						
51	14.124	1:06.199	51	17.388	1:06.619	51	20.819	1:06.666						
188	14.881	1:05.953	188	17.485	1:05.959	52	21.258	1:06.216						
52	15.685	1:07.416	52	18.277	1:05.947	95	21.482	1:05.550						
95	16.712	1:06.388	95	19.167	1:05.810	89	22.381	1:04.665						
53	18.023	1:06.119	89	20.951	1:06.156	64	23.810	1:05.709						
89	18.150	1:05.965	64	21.336	1:05.555	65	24.702	1:05.484						
67	18.710	1:11.148	65	22.453	1:06.014	12	25.855	1:21.935P						
64	19.136	1:06.719	53	22.641	1:07.973	53	25.850	1:06.444						
60	19.615	1:06.787	84	23.407	1:06.568	84	25.978	1:05.806						
65	19.794	1:06.835	60	27.182	1:10.922	60	30.090	1:06.143						
84	20.194	1:06.798	169	28.919	1:08.288	36	31.103	1:04.111						
77	21.926	1:06.580	77	29.625	1:11.054	169	32.657	1:06.973						
169	23.986	1:07.478	36	30.227	1:04.630	91	1 LAP	1:05.745						
36	28.952	1:04.343	67	36.835	1:21.480P	41	52.780	1:07.786						
91	1 LAP	1:05.514	91	1 LAP	1:06.100	77	55.949	1:29.559P						
41	42.166	1:09.429	41	48.229	1:09.418									

Car 65 allowed to start as a reserve following red flag. 48 - non-starter.
Weather/Track: Sun/Dry

Silverstone
Circuit Length = 1.6390 miles.
Start: 12:45 End: 12:54

Walter Hayes Trophy

SEMI FINAL 1 - STARTING GRID - Silverstone - 31 October - 1 November 2015

ROW
18
ROW
17
ROW
16
ROW
15
ROW
14
ROW
13
ROW
12
ROW
11
ROW
10
ROW
9
ROW
8
ROW
7
ROW
6
ROW
5
ROW
4
ROW
3
ROW
2
ROW
1

52	DE ROZARIEUX	105	BARNES	
	10	JONES	38	JAY
72	COWLEY	145	DIETER-HACKEL	
	24	MASON	33	BROWN
2	ORGEЕ	79	JOHNSON	
	37	HORE	90	BARNETT
156	GHINN	28	MACLENNAN	
	551	PORTER	117	MCARTHUR
63	HIGGINS	144	QUATERMAINE	
	6	BURET	40	RIVETT
19	MORRIS	85	ANDREWS	
	35	COOPER	75	MCKENZIE
94	WHITE	54	CROSBIE	
	43	BRADSHAW	66	MELROSE
100	MACKAY	16	MURRAY	
	14	CARROLL	55	FOSTER
22	STEPHENS	69	MCMULLAN	
	81	FISHER	46	BOYD

POLE

CAR 94 - 6 PLACE GRID PENALTY (Clerk of Course decision, Reg Q15.1 (e/f) refers)

RESERVES:89, 64, 65, 53, 12, 84.

These results are provisional until the conclusion of any judicial and technical matters.

Silverstone

Circuit Length = 1.6390 miles.

Clerk of the Course:

Timekeeper:

Walter Hayes Trophy

SEMI FINAL 1 - CLASSIFICATION - Silverstone - 31 October - 1 November 2015

POS	NO	CL	DRIVER	NAT	CAR	TIME	LAPS	GAP	MPH	BEST
1	14		Graham CARROLL		Van Diemen JL13	12:37.289	12		93.10	1:02.448
2	81		Josh FISHER		Van Diemen RF99	12:38.572	12	1.283	92.94	1:02.218
3	46		Wayne BOYD		Van Diemen MS13K	12:38.650	12	1.361	92.93	1:02.251
4	69		Jonny MCMULLAN		Van Diemen LA10	12:38.742	12	1.453	92.92	1:02.023
5	94		Oliver WHITE		Van Diemen JL015K	12:42.062	12	4.773	92.52	1:02.308
6	55		Joey FOSTER		Ray GR08	12:46.372	12	9.083	92.00	1:02.685
7	2		Roger ORGEE		Van Diemen RF00	12:48.732	12	11.443	91.71	1:02.451
8	22		Michai STEPHENS		Ray GR13	12:48.940	12	11.651	91.69	1:02.604
9	6		Timothy BURET		Ray GR08	12:50.462	12	13.173	91.51	1:02.902
10	85		Scott ANDREWS		Spectrum 011C	12:50.550	12	13.261	91.50	1:02.362
11	43		Tom BRADSHAW		Van Diemen RF92	12:50.818	12	13.529	91.46	1:02.862
12	117		Tom MCARTHUR		Van Diemen LA10	12:51.726	12	14.437	91.36	1:02.749
13	40		Matt RIVETT		Ray 97K	12:52.178	12	14.889	91.30	1:03.307
14	35		Luke COOPER		Swift SC10	12:52.495	12	15.206	91.27	1:03.156
15	28		Neil MACLENNAN		Ray GR09	12:55.416	12	18.127	90.92	1:03.328
16	75		Sam MCKENZIE		Ray GR08	12:57.038	12	19.749	90.73	1:03.302
17	144		Adam QUATERMAINE		Van Diemen RF99	12:58.270	12	20.981	90.59	1:03.527
18	19		Rick MORRIS		Ray GR10	12:59.890	12	22.601	90.40	1:03.906
19	100		Adam MACKAY		Ray GR14	12:59.942	12	22.653	90.39	1:02.729
20	156		Gaius GHINN		Ray GR010	13:00.184	12	22.895	90.37	1:03.652
21	38		Vincent JAY		Ray GR10	13:03.263	12	25.974	90.01	1:03.474
22	37		Jason HORE		Mygale SJ08	13:03.918	12	26.629	89.94	1:03.264
23	79		Miles JOHNSON		Mygale SJ01	13:04.565	12	27.276	89.86	1:03.702
24	24		Paul MASON		Swift SC94	13:04.712	12	27.423	89.85	1:03.778
25	551		Joe PORTER		Van Diemen RF92	13:06.336	12	29.047	89.66	1:03.725
26	90	H	Josh BARNETT		Van Diemen RF80	13:06.612	12	29.323	89.63	1:03.899
27	145	H	Klaus DIETER-HACKEL		Van Diemen RF88	13:06.712	12	29.423	89.62	1:03.653
28	54		Doug CROSBIE		Van Diemen JKL13	13:08.969	12	31.680	89.36	1:02.293
29	33	H	Tom BROWN		Van Diemen RF86	13:12.659	12	35.370	88.94	1:04.811
30	10	H	Stuart JONES		Reynard RF89	13:14.358	12	37.069	88.75	1:04.685
31	72	H	Matthew COWLEY		Reynard RF88	13:15.979	12	38.690	88.57	1:03.501
32	52		Mark DE ROZARIEUX		Swift SC92F	13:27.740	12	50.451	87.28	1:05.663
33	105	H	Nick BARNES		Van Diemen RF87	13:35.280	12	57.991	86.48	1:05.960

NOT CLASSIFIED

63			Bob HIGGINS		Van Diemen RF90	4:50.559	4	D.N.F.	80.20	1:04.797
16			Niall MURRAY		Van Diemen RF99		0	D.N.F.	N/A	
66			Sebastian MELROSE		Ray GR14		0	D.N.F.	N/A	

FASTEST LAP

69			Jonny MCMULLAN		Van Diemen LA10	1:02.023	8	95.13mph	153.10kph
72	H		Matthew COWLEY		Reynard RF88	1:03.501	6	92.91mph	149.53kph

Weather/Track: Sun/Dry

These results are provisional until the conclusion of any judicial and technical matters.

Silverstone
Circuit Length = 1.6390 miles.
Start: 13:38 End: 13:51

Clerk of the Course:

Timekeeper:

Walter Hayes Trophy

SEMI FINAL 1 - LAP ANALYSIS - Silverstone - 31 October - 1 November 2015

(contd.)

22	Michai STEPHENS	Ray GR13
1 - 1:07.300	6 - 1:02.781	11 - 1:03.444
2 - 1:04.311	7 - 1:03.073	12 - 1:02.604
3 - 1:03.238	8 - 1:03.371	
4 - 1:03.274	9 - 1:03.353	
5 - 1:02.755	10 - 1:09.436	
24	Paul MASON	Swift SC94
1 - 1:15.879	6 - 1:03.778	11 - 1:05.090
2 - 1:06.229	7 - 1:03.970	12 - 1:03.799
3 - 1:04.835	8 - 1:04.021	
4 - 1:04.492	9 - 1:04.121	
5 - 1:04.021	10 - 1:04.477	
28	Neil MACLENNAN	Ray GR09
1 - 1:13.705	6 - 1:03.906	11 - 1:03.328
2 - 1:04.898	7 - 1:03.555	12 - 1:03.697
3 - 1:04.552	8 - 1:03.448	
4 - 1:03.618	9 - 1:03.482	
5 - 1:03.477	10 - 1:03.750	
33	Tom BROWN	Van Diemen RF86
1 - 1:14.859	6 - 1:04.811	11 - 1:05.383
2 - 1:06.751	7 - 1:04.831	12 - 1:05.115
3 - 1:05.272	8 - 1:04.950	
4 - 1:05.217	9 - 1:05.172	
5 - 1:04.881	10 - 1:05.417	
35	Luke COOPER	Swift SC10
1 - 1:11.426	6 - 1:03.384	11 - 1:03.444
2 - 1:03.941	7 - 1:03.993	12 - 1:03.156
3 - 1:04.044	8 - 1:03.248	
4 - 1:04.056	9 - 1:04.006	
5 - 1:04.284	10 - 1:03.513	
37	Jason HORE	Mygale SJ08
1 - 1:16.858	6 - 1:03.772	11 - 1:04.358
2 - 1:05.466	7 - 1:03.264	12 - 1:03.547
3 - 1:05.317	8 - 1:03.673	
4 - 1:04.510	9 - 1:03.920	
5 - 1:04.929	10 - 1:04.304	

Weather/Track: Sun/Dry

www.mstworld.com

Page 2 of 6

Silverstone
Circuit Length = 1.6390 miles.
Start: 13:38 End: 13:51

Printed - 13:54 Sunday, 01 November 2015

Walter Hayes Trophy

SEMI FINAL 1 - LAP ANALYSIS - Silverstone - 31 October - 1 November 2015

(contd.)

38	Vincent JAY	Ray GR10
1 - 1:15.987	6 - 1:04.147	11 - 1:04.073
2 - 1:05.715	7 - 1:03.474	12 - 1:04.161
3 - 1:04.733	8 - 1:04.087	
4 - 1:04.158	9 - 1:04.347	
5 - 1:04.037	10 - 1:04.344	
40	Matt RIVETT	Ray 97K
1 - 1:11.979	6 - 1:04.042	11 - 1:03.307
2 - 1:03.745	7 - 1:03.842	12 - 1:03.788
3 - 1:03.514	8 - 1:03.535	
4 - 1:03.589	9 - 1:03.482	
5 - 1:03.743	10 - 1:03.612	
43	Tom BRADSHAW	Van Diemen RF92
1 - 1:12.282	6 - 1:03.370	11 - 1:03.498
2 - 1:04.699	7 - 1:02.900	12 - 1:03.300
3 - 1:03.575	8 - 1:03.302	
4 - 1:03.064	9 - 1:03.740	
5 - 1:04.226	10 - 1:02.862	
46	Wayne BOYD	Van Diemen MS13K
1 - 1:06.187	6 - 1:02.251	11 - 1:03.283
2 - 1:04.407	7 - 1:02.626	12 - 1:03.070
3 - 1:03.158	8 - 1:02.538	
4 - 1:03.395	9 - 1:02.792	
5 - 1:02.601	10 - 1:02.342	
52	Mark DE ROZARIEUX	Swift SC92F
1 - 1:18.249	6 - 1:06.138	11 - 1:06.211
2 - 1:06.126	7 - 1:06.686	12 - 1:06.791
3 - 1:05.663	8 - 1:06.381	
4 - 1:06.717	9 - 1:05.680	
5 - 1:07.012	10 - 1:06.086	
54	Doug CROSBIE	Van Diemen JKL13
1 - 1:10.099	6 - 1:02.293	11 - 1:02.624
2 - 1:03.629	7 - 1:02.674	12 - 1:02.649
3 - 1:02.757	8 - 1:03.017	
4 - 1:02.595	9 - 1:03.760	
5 - 1:02.730	10 - 1:30.142	

Weather/Track: Sun/Dry

www.mstworld.com

Page 3 of 6

Silverstone
Circuit Length = 1.6390 miles.
Start: 13:38 End: 13:51

Printed - 13:54 Sunday, 01 November 2015

Walter Hayes Trophy

SEMI FINAL 1 - LAP ANALYSIS - Silverstone - 31 October - 1 November 2015

(contd.)

55	Joey FOSTER	Ray GR08
1 - 1:07.224	6 - 1:02.685	11 - 1:02.926
2 - 1:04.214	7 - 1:02.932	12 - 1:02.961
3 - 1:02.987	8 - 1:02.856	
4 - 1:03.126	9 - 1:02.719	
5 - 1:08.776	10 - 1:02.966	
63	Bob HIGGINS	Van Diemen RF90
1 - 1:13.541		
2 - 1:04.797		
3 - 1:16.446		
4 - 1:15.775P		
66	Sebastian MELROSE	Ray GR14
69	Jonny MCMULLAN	Van Diemen LA10
1 - 1:06.354	6 - 1:02.947	11 - 1:03.216
2 - 1:04.601	7 - 1:02.127	12 - 1:03.084
3 - 1:03.197	8 - 1:02.023	
4 - 1:03.661	9 - 1:02.551	
5 - 1:02.712	10 - 1:02.269	
72	Matthew COWLEY	Reynard RF88
1 - 1:14.607	6 - 1:03.501	11 - 1:04.082
2 - 1:04.512	7 - 1:05.040	12 - 1:03.781
3 - 1:04.352	8 - 1:04.203	
4 - 1:03.900	9 - 1:04.004	
5 - 1:19.241	10 - 1:04.756	
75	Sam MCKENZIE	Ray GR08
1 - 1:15.270	6 - 1:03.302	11 - 1:03.342
2 - 1:05.181	7 - 1:04.083	12 - 1:03.775
3 - 1:04.035	8 - 1:03.677	
4 - 1:03.448	9 - 1:03.617	
5 - 1:03.731	10 - 1:03.577	

Weather/Track: Sun/Dry

www.mstworld.com

Page 4 of 6

Silverstone
Circuit Length = 1.6390 miles.
Start: 13:38 End: 13:51

Printed - 13:54 Sunday, 01 November 2015

Walter Hayes Trophy

SEMI FINAL 1 - LAP ANALYSIS - Silverstone - 31 October - 1 November 2015

(contd.)

79	Miles JOHNSON	Mygale SJ01
1 - 1:15.077	6 - 1:04.341	11 - 1:04.831
2 - 1:06.118	7 - 1:03.702	12 - 1:04.240
3 - 1:04.549	8 - 1:04.764	
4 - 1:04.019	9 - 1:04.377	
5 - 1:04.152	10 - 1:04.395	
81	Josh FISHER	Van Diemen RF99
1 - 1:06.254	6 - 1:02.831	11 - 1:02.796
2 - 1:04.477	7 - 1:02.573	12 - 1:03.083
3 - 1:02.987	8 - 1:02.384	
4 - 1:03.599	9 - 1:02.287	
5 - 1:03.083	10 - 1:02.218	
85	Scott ANDREWS	Spectrum 011C
1 - 1:16.055	6 - 1:03.112	11 - 1:02.924
2 - 1:04.553	7 - 1:02.561	12 - 1:03.101
3 - 1:03.277	8 - 1:02.362	
4 - 1:03.540	9 - 1:03.146	
5 - 1:03.236	10 - 1:02.683	
90	Josh BARNETT	Van Diemen RF80
1 - 1:14.567	6 - 1:03.899	11 - 1:05.926
2 - 1:05.546	7 - 1:04.029	12 - 1:05.276
3 - 1:05.157	8 - 1:04.223	
4 - 1:03.927	9 - 1:04.643	
5 - 1:04.065	10 - 1:05.354	
94	Oliver WHITE	Van Diemen JL015K
1 - 1:09.813	6 - 1:02.308	11 - 1:02.834
2 - 1:03.455	7 - 1:03.185	12 - 1:02.907
3 - 1:02.815	8 - 1:02.902	
4 - 1:02.599	9 - 1:03.477	
5 - 1:02.798	10 - 1:02.969	
100	Adam MACKAY	Ray GR14
1 - 1:12.371	6 - 1:02.983	11 - 1:03.016
2 - 1:04.329	7 - 1:02.729	12 - 1:03.690
3 - 1:03.277	8 - 1:03.668	
4 - 1:03.550	9 - 1:03.138	
5 - 1:14.012	10 - 1:03.179	

Weather/Track: Sun/Dry

www.mstworld.com

Page 5 of 6

Silverstone
Circuit Length = 1.6390 miles.
Start: 13:38 End: 13:51

Printed - 13:54 Sunday, 01 November 2015

Walter Hayes Trophy

SEMI FINAL 1 - LAP ANALYSIS - Silverstone - 31 October - 1 November 2015

(contd.)

105	Nick BARNES	Van Diemen RF87
1 - 1:17.337	6 - 1:06.138	11 - 1:07.944
2 - 1:06.630	7 - 1:06.855	12 - 1:07.998
3 - 1:05.960	8 - 1:08.111	
4 - 1:06.505	9 - 1:07.149	
5 - 1:07.165	10 - 1:07.488	
117	Tom MCARTHUR	Van Diemen LA10
1 - 1:12.915	6 - 1:03.435	11 - 1:02.749
2 - 1:04.155	7 - 1:03.345	12 - 1:02.942
3 - 1:04.433	8 - 1:02.967	
4 - 1:02.758	9 - 1:04.816	
5 - 1:03.635	10 - 1:03.576	
144	Adam QUATERMAINE	Van Diemen RF99
1 - 1:13.414	6 - 1:04.177	11 - 1:03.835
2 - 1:04.618	7 - 1:04.142	12 - 1:03.938
3 - 1:03.943	8 - 1:04.284	
4 - 1:03.819	9 - 1:03.527	
5 - 1:04.786	10 - 1:03.787	
145	Klaus DIETER-HACKEL	Van Diemen RF88
1 - 1:15.103	6 - 1:04.155	11 - 1:04.877
2 - 1:06.625	7 - 1:03.653	12 - 1:05.200
3 - 1:04.424	8 - 1:04.224	
4 - 1:04.302	9 - 1:04.659	
5 - 1:04.489	10 - 1:05.001	
156	Gaius GHINN	Ray GR010
1 - 1:14.265	6 - 1:03.899	11 - 1:03.968
2 - 1:04.661	7 - 1:03.742	12 - 1:04.163
3 - 1:04.745	8 - 1:03.652	
4 - 1:04.082	9 - 1:04.109	
5 - 1:04.970	10 - 1:03.928	
551	Joe PORTER	Van Diemen RF92
1 - 1:12.891	6 - 1:04.536	11 - 1:03.812
2 - 1:05.446	7 - 1:03.937	12 - 1:03.957
3 - 1:04.694	8 - 1:04.159	
4 - 1:04.176	9 - 1:03.955	
5 - 1:11.048	10 - 1:03.725	

Weather/Track: Sun/Dry

www.mstworld.com

Page 6 of 6

Silverstone
Circuit Length = 1.6390 miles.
Start: 13:38 End: 13:51

Printed - 13:54 Sunday, 01 November 2015

Walter Hayes Trophy

SEMI FINAL 1 - LAP CHART - Silverstone - 31 October - 1 November 2015

Lap 1			Lap 2			Lap 3			Lap 4			Lap 5		
No	Behind	Laptime	No	Behind	Laptime	No	Behind	Laptime	No	Behind	Laptime	No	Behind	Laptime
46		1:06.187	46		1:04.407	81		1:02.987	14		1:02.934	14		1:02.613
81	0.067	1:06.254	81	0.137	1:04.477	46	0.034	1:03.158	46	0.348	1:03.395	46	0.336	1:02.601
69	0.167	1:06.354	14	0.213	1:03.617	14	0.147	1:03.058	81	0.518	1:03.599	81	0.988	1:03.083
55	1.037	1:07.224	69	0.361	1:04.601	69	0.434	1:03.197	55	0.752	1:03.126	69	1.113	1:02.712
14	1.003	1:07.190	55	0.844	1:04.214	55	0.707	1:02.987	69	1.014	1:03.661	22	1.466	1:02.755
22	1.113	1:07.300	22	1.017	1:04.311	22	1.131	1:03.238	22	1.324	1:03.274	94	2.068	1:02.798
94	3.626	1:09.813	94	2.674	1:03.455	94	2.365	1:02.815	94	1.883	1:02.599	54	2.398	1:02.730
54	3.912	1:10.099	54	3.134	1:03.629	54	2.767	1:02.757	54	2.281	1:02.595	55	6.915	1:08.776
6	4.735	1:10.922	6	4.360	1:04.032	6	5.090	1:03.854	40	6.028	1:03.589	40	7.158	1:03.743
35	5.239	1:11.426	35	4.773	1:03.941	40	5.520	1:03.514	6	6.217	1:04.208	6	7.291	1:03.687
19	5.604	1:11.791	40	5.130	1:03.745	35	5.693	1:04.044	35	6.668	1:04.056	2	7.573	1:03.159
40	5.792	1:11.979	19	6.011	1:04.814	100	6.259	1:03.277	100	6.728	1:03.550	35	8.339	1:04.284
43	6.095	1:12.282	100	6.106	1:04.329	43	6.838	1:03.575	43	6.821	1:03.064	43	8.434	1:04.226
100	6.184	1:12.371	43	6.387	1:04.699	19	7.658	1:04.771	2	7.027	1:02.451	117	8.484	1:03.635
551	6.704	1:12.891	117	6.476	1:04.155	2	7.657	1:04.300	117	7.462	1:02.758	28	10.838	1:03.477
117	6.728	1:12.915	2	6.481	1:04.094	117	7.785	1:04.433	144	8.995	1:03.819	19	10.798	1:04.456
2	6.794	1:12.981	144	7.438	1:04.618	144	8.257	1:03.943	19	8.955	1:04.378	144	11.168	1:04.786
144	7.227	1:13.414	63	7.744	1:04.797	551	9.313	1:04.694	28	9.974	1:03.618	85	11.249	1:03.236
63	7.354	1:13.541	551	7.743	1:05.446	28	9.437	1:04.552	551	10.408	1:04.176	75	12.253	1:03.731
28	7.518	1:13.705	28	8.009	1:04.898	72	9.753	1:04.352	72	10.572	1:03.900	156	13.311	1:04.970
156	8.078	1:14.265	156	8.332	1:04.661	156	9.953	1:04.745	85	10.626	1:03.540	90	13.850	1:04.065
72	8.420	1:14.607	72	8.525	1:04.512	85	10.167	1:03.277	156	10.954	1:04.082	79	14.503	1:04.152
90	8.380	1:14.567	90	9.519	1:05.546	75	10.768	1:04.035	75	11.135	1:03.448	38	15.218	1:04.037
33	8.672	1:14.859	75	9.857	1:05.181	90	11.552	1:05.157	90	12.398	1:03.927	145	15.531	1:04.489
79	8.890	1:15.077	85	10.014	1:04.553	79	12.026	1:04.549	79	12.964	1:04.019	24	16.044	1:04.021
145	8.916	1:15.103	79	10.601	1:06.118	145	12.434	1:04.424	145	13.655	1:04.302	33	17.568	1:04.881
75	9.083	1:15.270	33	11.016	1:06.751	38	12.717	1:04.733	38	13.794	1:04.158	37	17.668	1:04.929
24	9.692	1:15.879	38	11.108	1:05.715	33	13.164	1:05.272	24	14.636	1:04.492	100	18.127	1:14.012
38	9.800	1:15.987	145	11.134	1:06.625	24	13.225	1:04.835	33	15.300	1:05.217	10	18.695	1:05.176
85	9.868	1:16.055	24	11.514	1:06.229	37	13.923	1:05.317	37	15.352	1:04.510	551	18.843	1:11.048
10	10.435	1:16.622	37	11.730	1:05.466	10	14.421	1:05.256	10	16.132	1:04.792	105	24.185	1:07.165
37	10.671	1:16.858	10	12.289	1:06.261	105	16.209	1:05.960	105	19.633	1:06.505	52	24.355	1:07.012
105	11.150	1:17.337	105	13.373	1:06.630	52	16.320	1:05.663	52	19.956	1:06.717	72	27.200	1:19.241
52	12.062	1:18.249	52	13.781	1:06.126	63	21.066	1:16.446	63	33.760	1:15.775P			

Weather/Track: Sun/Dry

www.mstworld.com

Page 1 of 3

Silverstone
Circuit Length = 1.6390 miles.
Start: 13:38 End: 13:51

Printed - 13:54 Sunday, 01 November 2015

Walter Hayes Trophy

SEMI FINAL 1 - LAP CHART - Silverstone - 31 October - 1 November 2015

(contd.)

Lap 6			Lap 7			Lap 8			Lap 9			Lap 10		
No	Behind	Laptime	No	Behind	Laptime	No	Behind	Laptime	No	Behind	Laptime	No	Behind	Laptime
14		1:02.453	46		1:02.626	46		1:02.538	14		1:02.456	14		1:02.448
46	0.134	1:02.251	14	0.080	1:02.840	14	0.113	1:02.571	46	0.223	1:02.792	46	0.117	1:02.342
81	1.366	1:02.831	69	0.974	1:02.127	69	0.459	1:02.023	69	0.441	1:02.551	69	0.262	1:02.269
69	1.607	1:02.947	81	1.179	1:02.573	81	1.025	1:02.384	81	0.743	1:02.287	81	0.513	1:02.218
22	1.794	1:02.781	22	2.107	1:03.073	54	2.631	1:03.017	94	3.620	1:03.477	94	4.141	1:02.969
94	1.923	1:02.308	54	2.152	1:02.674	94	2.712	1:02.902	22	3.724	1:03.353	55	8.305	1:02.966
54	2.238	1:02.293	94	2.348	1:03.185	22	2.940	1:03.371	54	3.822	1:03.760	22	10.712	1:09.436
55	7.147	1:02.685	55	7.319	1:02.932	55	7.637	1:02.856	55	7.787	1:02.719	2	10.787	1:03.199
6	8.476	1:03.638	6	9.030	1:03.314	2	9.687	1:03.121	2	10.036	1:02.918	6	11.559	1:02.902
2	8.667	1:03.547	2	9.104	1:03.197	43	10.255	1:03.302	6	11.105	1:03.358	43	11.840	1:02.862
40	8.747	1:04.042	43	9.491	1:02.900	6	10.316	1:03.824	43	11.426	1:03.740	85	12.345	1:02.683
35	9.270	1:03.384	40	9.829	1:03.842	117	10.480	1:02.967	40	11.739	1:03.482	40	12.903	1:03.612
43	9.351	1:03.370	117	10.051	1:03.345	40	10.826	1:03.535	85	12.110	1:03.146	35	13.715	1:03.513
117	9.466	1:03.435	35	10.503	1:03.993	35	11.213	1:03.248	35	12.650	1:04.006	117	13.855	1:03.576
85	11.908	1:03.112	85	11.709	1:02.561	85	11.533	1:02.362	117	12.727	1:04.816	28	16.211	1:03.750
28	12.291	1:03.906	28	13.086	1:03.555	28	13.996	1:03.448	28	14.909	1:03.482	75	17.741	1:03.577
19	12.846	1:04.501	144	14.274	1:04.142	75	15.564	1:03.677	75	16.612	1:03.617	144	18.317	1:03.787
144	12.892	1:04.177	75	14.425	1:04.083	144	16.020	1:04.284	144	16.978	1:03.527	19	19.780	1:04.117
75	13.102	1:03.302	19	15.086	1:05.000	19	16.774	1:04.226	19	18.111	1:03.906	156	19.873	1:03.928
156	14.757	1:03.899	156	15.739	1:03.742	156	16.853	1:03.652	156	18.393	1:04.109	100	21.056	1:03.179
90	15.296	1:03.899	90	16.565	1:04.029	90	18.250	1:04.223	90	20.324	1:04.643	38	22.849	1:04.344
79	16.391	1:04.341	79	17.333	1:03.702	38	19.175	1:04.087	100	20.325	1:03.138	90	23.230	1:05.354
38	16.912	1:04.147	38	17.626	1:03.474	79	19.559	1:04.764	38	20.953	1:04.347	79	23.314	1:04.395
145	17.233	1:04.155	145	18.126	1:03.653	100	19.756	1:03.668	79	21.367	1:04.377	24	23.643	1:04.477
24	17.369	1:03.778	24	18.579	1:03.970	145	19.812	1:04.224	24	21.614	1:04.121	37	23.833	1:04.304
100	18.657	1:02.983	100	18.626	1:02.729	24	20.062	1:04.021	145	21.902	1:04.659	145	24.455	1:05.001
37	18.987	1:03.772	37	19.491	1:03.264	37	20.626	1:03.673	37	21.977	1:03.920	551	26.387	1:03.725
33	19.926	1:04.811	33	21.997	1:04.831	551	23.724	1:04.159	551	25.110	1:03.955	33	29.981	1:05.417
551	20.926	1:04.536	551	22.103	1:03.937	33	24.409	1:04.950	33	27.012	1:05.172	54	31.516	1:30.142
10	22.620	1:06.378	10	24.688	1:04.828	10	27.158	1:05.008	10	29.393	1:04.804	10	32.538	1:05.593
105	27.870	1:06.138	72	30.528	1:05.040	72	32.193	1:04.203	72	33.628	1:04.004	72	35.936	1:04.756
52	28.040	1:06.138	105	31.965	1:06.855	52	35.809	1:06.381	52	38.920	1:05.680	52	42.558	1:06.086
72	28.248	1:03.501	52	31.966	1:06.686	105	37.538	1:08.111	105	42.118	1:07.149	105	47.158	1:07.488

Weather/Track: Sun/Dry

www.mstworld.com

Page 2 of 3

Silverstone
Circuit Length = 1.6390 miles.
Start: 13:38 End: 13:51

Printed - 13:54 Sunday, 01 November 2015

Walter Hayes Trophy

SEMI FINAL 1 - LAP CHART - Silverstone - 31 October - 1 November 2015

(contd.)

Lap 11			Lap 12			Lap 13			Lap 14			Lap 15		
No	Behind	Laptime	No	Behind	Laptime	No	Behind	Laptime	No	Behind	Laptime	No	Behind	Laptime
14		1:02.607	14		1:02.502									
81	0.702	1:02.796	81	1.283	1:03.083									
46	0.793	1:03.283	46	1.361	1:03.070									
69	0.871	1:03.216	69	1.453	1:03.084									
94	4.368	1:02.834	94	4.773	1:02.907									
55	8.624	1:02.926	55	9.083	1:02.961									
2	11.195	1:03.015	2	11.443	1:02.750									
22	11.549	1:03.444	22	11.651	1:02.604									
6	12.276	1:03.324	6	13.173	1:03.399									
85	12.662	1:02.924	85	13.261	1:03.101									
43	12.731	1:03.498	43	13.529	1:03.300									
40	13.603	1:03.307	117	14.437	1:02.942									
117	13.997	1:02.749	40	14.889	1:03.788									
35	14.552	1:03.444	35	15.206	1:03.156									
28	16.932	1:03.328	28	18.127	1:03.697									
75	18.476	1:03.342	75	19.749	1:03.775									
144	19.545	1:03.835	144	20.981	1:03.938									
19	21.107	1:03.934	19	22.601	1:03.996									
156	21.234	1:03.968	100	22.653	1:03.690									
100	21.465	1:03.016	156	22.895	1:04.163									
38	24.315	1:04.073	38	25.974	1:04.161									
79	25.538	1:04.831	37	26.629	1:03.547									
37	25.584	1:04.358	79	27.276	1:04.240									
24	26.126	1:05.090	24	27.423	1:03.799									
90	26.549	1:05.926	551	29.047	1:03.957									
145	26.725	1:04.877	90	29.323	1:05.276									
551	27.592	1:03.812	145	29.423	1:05.200									
54	31.533	1:02.624	54	31.680	1:02.649									
33	32.757	1:05.383	33	35.370	1:05.115									
10	34.616	1:04.685	10	37.069	1:04.955									
72	37.411	1:04.082	72	38.690	1:03.781									
52	46.162	1:06.211	52	50.451	1:06.791									
105	52.495	1:07.944	105	57.991	1:07.998									

Weather/Track: Sun/Dry

www.mstworld.com

Page 3 of 3

Silverstone
Circuit Length = 1.6390 miles.
Start: 13:38 End: 13:51

Printed - 13:54 Sunday, 01 November 2015

Walter Hayes Trophy

SEMI FINAL 2 - STARTING GRID - Silverstone - 31 October - 1 November 2015

ROW
18
ROW
17
ROW
16
ROW
15
ROW
14
ROW
13
ROW
12
ROW
11
ROW
10
ROW
9
ROW
8
ROW
7
ROW
6
ROW
5
ROW
4
ROW
3
ROW
2
ROW
1

95	GOWENS	51	CLAYTON
188	BEAVER	110	GENECAND
316	MURPHY	87	ZOSSO
47	THOMPSON	88	SMITH
128	MCCULLOCH	122	BELCHER
59	ACTON	13	KESTENBAUM
7	MCHALE	50	THORBURN
157	WILD	17	TOFTS
45	RICHARDSON	70	S. CARRINGTON-YATES
23	CHARSLEY	9	FISHER
15	MCARTHUR	76	BYRNE
4	MOORE	11	HIGGINS
127	MCCULLOCH	27	PAYNE
21	DICKERSON	121	BARRABLE
56	TARLING	5	SVENSSON
25	RAVEN	111	NORTON
3	DEMPSEY	125	MOYERS
44	DALY	49	O'HARA

POLE

RESERVES: 89, 64, 65, 53, 12, 84

Silverstone
Circuit Length = 1.6390 miles.

These results are provisional until the conclusion of any judicial and technical matters.

Clerk of the Course:

Timekeeper:

Walter Hayes Trophy

SEMI FINAL 2 - CLASSIFICATION - Silverstone - 31 October - 1 November 2015

POS	NO	CL	DRIVER	NAT	CAR	TIME	LAPS	GAP	MPH	BEST
1	44		Stephen DALY		Spectrum FF1600	12:36.286	12		93.22	1:02.335
2	125		Michael MOYERS		Spectrum 011C	12:36.381	12	0.095	93.21	1:02.195
3	25		James RAVEN		Ray GR11	12:40.709	12	4.423	92.68	1:01.788
4	3		Peter DEMPSEY		Ray GR08/09	12:41.130	12	4.844	92.63	1:02.141
5	121		Rob BARRABLE		Ray GR10	12:41.768	12	5.482	92.55	1:02.683
6	76		Jake BYRNE		Ray GR13	12:47.386	12	11.100	91.87	1:02.461
7	21		Dakota DICKERSON		Ray GR15	12:47.473	12	11.187	91.86	1:02.975
8	56		Richard TARLING		Van Diemen RF90	12:47.535	12	11.249	91.86	1:02.861
9	27		Liam PAYNE		Van Diemen JL014	12:47.806	12	11.520	91.82	1:02.990
10	9		Felix FISHER		Van Diemen VD02	12:47.995	12	11.709	91.80	1:02.942
11	11		Adam HIGGINS		Van Diemen JL12	12:48.429	12	12.143	91.75	1:03.116
12	5		John SVENSSON		Van Diemen RF92	12:49.411	12	13.125	91.63	1:03.214
13	4		Edward MOORE		Van Diemen JL013K	12:49.700	12	13.414	91.60	1:02.997
14	127		Ivor MCCULLOCH		Van Diemen RF00	12:50.102	12	13.816	91.55	1:03.009
15	15		David MCARTHUR		Van Diemen LA10	12:53.106	12	16.820	91.19	1:03.130
16	50		Jamie THORBURN		Ray GR15	12:53.834	12	17.548	91.11	1:02.950
17	17	H	Neil TOFTS		Reynard 89FF	12:55.998	12	19.712	90.85	1:03.791
18	45		Geoff RICHARDSON		Van Diemen RF03	12:58.118	12	21.832	90.61	1:03.371
19	128		David MCCULLOCH		Van Diemen RF00	13:01.932	12	25.646	90.16	1:03.925
20	23		Andy CHARSLEY		Ray GR15	13:02.072	12	25.786	90.15	1:03.355
21	47	H	Nigel THOMPSON		Van Diemen RF88	13:02.493	12	26.207	90.10	1:03.895
22	59		Chris ACTON		Ray GR08	13:02.573	12	26.287	90.09	1:03.772
23	70		S. CARRINGTON-YATES		Van Diemen RF93	13:02.705	12	26.419	90.08	1:03.996
24	88	H	Rory SMITH		Van Diemen RF88	13:07.461	12	31.175	89.53	1:04.045
25	87	H	Josef ZOSSO		Griffon FFK85	13:07.867	12	31.581	89.49	1:04.401
26	7	H	Calum MCHALE		Van Diemen RF89	13:08.215	12	31.929	89.45	1:03.890
27	110	H	Gislain GENECAND		Crossle 25F	13:08.617	12	32.331	89.40	1:04.589
28	316	H	Conor MURPHY		Van Diemen RF83	13:16.662	12	40.376	88.50	1:04.966
29	13	H	Stuart KESTENBAUM		Van Diemen RF79	13:17.112	12	40.826	88.45	1:04.745
30	122		Wayne BELCHER		Swift SC95F	13:17.240	12	40.954	88.43	1:04.748
31	95		James GOWENS		Vector MG95	13:23.908	12	47.622	87.70	1:05.661
32	51		John CLAYTON		Swift SC93	13:38.797	12	1:02.511	86.10	1:06.032

NOT CLASSIFIED

49		Kevin O'HARA		Van Diemen RF01	12:00.830	11	D.N.F.	89.62	1:02.032
157	H	David WILD		Lola T204	5:50.101	5	D.N.F.	83.41	1:05.806
111		Ben NORTON		Spectrum 010B	2:11.392	2	D.N.F.	87.54	1:03.953
188	H	Michael BEAVER		Mondiale M88S	2:21.858	2	D.N.F.	81.08	1:06.840

FASTEST LAP

25		James RAVEN		Ray GR11	1:01.788	3	95.49mph	153.68kph
17	H	Neil TOFTS		Reynard 89FF	1:03.791	9	92.49mph	148.85kph

Weather/Track: Sun/Dry

These results are provisional until the conclusion of any judicial and technical matters.

Silverstone
Circuit Length = 1.6390 miles.
Start: 14:05 End: 14:17

Clerk of the Course:		Timekeeper:
----------------------	--	-------------

Walter Hayes Trophy

SEMI FINAL 2 - LAP ANALYSIS - Silverstone - 31 October - 1 November 2015

3	Peter DEMPSEY	Ray GR08/09
1 - 1:05.927	6 - 1:02.450	11 - 1:09.667
2 - 1:02.943	7 - 1:03.553	12 - 1:02.298
3 - 1:02.498	8 - 1:02.295	
4 - 1:02.488	9 - 1:02.532	
5 - 1:02.338	10 - 1:02.141	
4	Edward MOORE	Van Diemen JL013K
1 - 1:09.576	6 - 1:02.997	11 - 1:03.101
2 - 1:04.653	7 - 1:03.537	12 - 1:04.315
3 - 1:04.337	8 - 1:03.716	
4 - 1:03.363	9 - 1:03.633	
5 - 1:03.313	10 - 1:03.159	
5	John SVENSSON	Van Diemen RF92
1 - 1:08.868	6 - 1:03.577	11 - 1:03.413
2 - 1:03.654	7 - 1:03.833	12 - 1:04.132
3 - 1:03.529	8 - 1:03.968	
4 - 1:04.172	9 - 1:03.742	
5 - 1:03.309	10 - 1:03.214	
7	Calum MCHALE	Van Diemen RF89
1 - 1:14.826	6 - 1:04.307	11 - 1:04.799
2 - 1:05.942	7 - 1:05.159	12 - 1:04.954
3 - 1:06.001	8 - 1:03.890	
4 - 1:04.411	9 - 1:04.732	
5 - 1:04.392	10 - 1:04.802	
9	Felix FISHER	Van Diemen VD02
1 - 1:09.889	6 - 1:03.322	11 - 1:03.534
2 - 1:04.220	7 - 1:03.495	12 - 1:03.984
3 - 1:03.784	8 - 1:03.207	
4 - 1:03.252	9 - 1:03.291	
5 - 1:03.075	10 - 1:02.942	
11	Adam HIGGINS	Van Diemen JL12
1 - 1:09.172	6 - 1:03.425	11 - 1:03.925
2 - 1:03.659	7 - 1:03.594	12 - 1:03.535
3 - 1:03.820	8 - 1:03.861	
4 - 1:03.912	9 - 1:03.116	
5 - 1:03.270	10 - 1:03.140	

Weather/Track: Sun/Dry

www.mstworld.com

Page 1 of 6

Silverstone
Circuit Length = 1.6390 miles.
Start: 14:05 End: 14:17

Printed - 14:20 Sunday, 01 November 2015

Walter Hayes Trophy

SEMI FINAL 2 - LAP ANALYSIS - Silverstone - 31 October - 1 November 2015

(contd.)

13	Stuart KESTENBAUM	Van Diemen RF79
1 - 1:13.490	6 - 1:05.152	11 - 1:05.122
2 - 1:06.397	7 - 1:05.870	12 - 1:05.929
3 - 1:08.192	8 - 1:06.434	
4 - 1:04.894	9 - 1:05.225	
5 - 1:05.662	10 - 1:04.745	
15	David MCARTHUR	Van Diemen LA10
1 - 1:11.648	6 - 1:03.875	11 - 1:04.144
2 - 1:04.108	7 - 1:03.697	12 - 1:03.185
3 - 1:04.257	8 - 1:03.498	
4 - 1:03.699	9 - 1:03.975	
5 - 1:03.130	10 - 1:03.890	
17	Neil TOFTS	Reynard 89FF
1 - 1:10.890	6 - 1:04.041	11 - 1:04.126
2 - 1:04.260	7 - 1:04.092	12 - 1:03.945
3 - 1:04.969	8 - 1:03.816	
4 - 1:04.330	9 - 1:03.791	
5 - 1:03.879	10 - 1:03.859	
21	Dakota DICKERSON	Ray GR15
1 - 1:08.773	6 - 1:02.975	11 - 1:04.877
2 - 1:03.428	7 - 1:03.097	12 - 1:04.156
3 - 1:03.178	8 - 1:03.331	
4 - 1:02.996	9 - 1:03.806	
5 - 1:02.997	10 - 1:03.859	
23	Andy CHARSLEY	Ray GR15
1 - 1:10.534	6 - 1:12.244	11 - 1:03.583
2 - 1:04.251	7 - 1:04.160	12 - 1:04.515
3 - 1:04.736	8 - 1:04.041	
4 - 1:03.401	9 - 1:03.812	
5 - 1:03.355	10 - 1:03.440	
25	James RAVEN	Ray GR11
1 - 1:06.775	6 - 1:02.067	11 - 1:08.928
2 - 1:03.116	7 - 1:02.733	12 - 1:02.496
3 - 1:01.788	8 - 1:02.324	
4 - 1:02.707	9 - 1:03.120	
5 - 1:02.463	10 - 1:02.192	

Weather/Track: Sun/Dry

www.mstworld.com

Page 2 of 6

Silverstone
Circuit Length = 1.6390 miles.
Start: 14:05 End: 14:17

Printed - 14:20 Sunday, 01 November 2015

Walter Hayes Trophy

SEMI FINAL 2 - LAP ANALYSIS - Silverstone - 31 October - 1 November 2015

(contd.)

27	Liam PAYNE	Van Diemen JL014
1 - 1:09.242	6 - 1:03.213	11 - 1:03.273
2 - 1:04.745	7 - 1:03.723	12 - 1:03.237
3 - 1:04.177	8 - 1:03.605	
4 - 1:03.194	9 - 1:03.314	
5 - 1:03.093	10 - 1:02.990	
44	Stephen DALY	Spectrum FF1600
1 - 1:06.879	6 - 1:02.526	11 - 1:02.915
2 - 1:03.673	7 - 1:02.361	12 - 1:02.986
3 - 1:02.633	8 - 1:02.335	
4 - 1:02.437	9 - 1:02.416	
5 - 1:02.516	10 - 1:02.609	
45	Geoff RICHARDSON	Van Diemen RF03
1 - 1:10.592	6 - 1:04.123	11 - 1:08.765
2 - 1:04.287	7 - 1:03.908	12 - 1:03.576
3 - 1:04.347	8 - 1:03.561	
4 - 1:03.371	9 - 1:03.992	
5 - 1:03.537	10 - 1:04.059	
47	Nigel THOMPSON	Van Diemen RF88
1 - 1:13.572	6 - 1:04.187	11 - 1:05.090
2 - 1:04.780	7 - 1:04.110	12 - 1:04.459
3 - 1:03.895	8 - 1:04.914	
4 - 1:04.068	9 - 1:04.627	
5 - 1:04.164	10 - 1:04.627	
49	Kevin O'HARA	Van Diemen RF01
1 - 1:05.635	6 - 1:02.032	11 - 1:31.981P
2 - 1:03.310	7 - 1:03.119	
3 - 1:02.496	8 - 1:02.296	
4 - 1:02.776	9 - 1:02.294	
5 - 1:02.468	10 - 1:02.423	
50	Jamie THORBURN	Ray GR15
1 - 1:11.786	6 - 1:04.089	11 - 1:04.274
2 - 1:03.611	7 - 1:03.446	12 - 1:03.491
3 - 1:04.717	8 - 1:03.661	
4 - 1:03.953	9 - 1:03.950	
5 - 1:02.950	10 - 1:03.906	

Weather/Track: Sun/Dry

www.mstworld.com

Page 3 of 6

Silverstone
Circuit Length = 1.6390 miles.
Start: 14:05 End: 14:17

Printed - 14:20 Sunday, 01 November 2015

Walter Hayes Trophy

SEMI FINAL 2 - LAP ANALYSIS - Silverstone - 31 October - 1 November 2015

(contd.)

51	John CLAYTON	Swift SC93
1 - 1:15.312	6 - 1:07.314	11 - 1:07.533
2 - 1:06.032	7 - 1:07.108	12 - 1:07.270
3 - 1:06.914	8 - 1:06.713	
4 - 1:13.826	9 - 1:07.206	
5 - 1:06.521	10 - 1:07.048	
56	Richard TARLING	Van Diemen RF90
1 - 1:07.322	6 - 1:03.488	11 - 1:05.116
2 - 1:03.923	7 - 1:03.680	12 - 1:03.914
3 - 1:03.206	8 - 1:03.355	
4 - 1:02.861	9 - 1:03.693	
5 - 1:02.954	10 - 1:04.023	
59	Chris ACTON	Ray GR08
1 - 1:12.607	6 - 1:03.772	11 - 1:05.044
2 - 1:04.378	7 - 1:04.745	12 - 1:05.086
3 - 1:04.197	8 - 1:04.752	
4 - 1:04.538	9 - 1:04.593	
5 - 1:04.053	10 - 1:04.808	
70	S. CARRINGTON-YATES	Van Diemen RF93
1 - 1:11.273	6 - 1:04.679	11 - 1:05.085
2 - 1:04.746	7 - 1:04.592	12 - 1:04.584
3 - 1:04.868	8 - 1:04.925	
4 - 1:04.423	9 - 1:04.882	
5 - 1:03.996	10 - 1:04.652	
76	Jake BYRNE	Ray GR13
1 - 1:09.347	6 - 1:02.715	11 - 1:04.769
2 - 1:03.649	7 - 1:02.461	12 - 1:03.849
3 - 1:03.592	8 - 1:03.029	
4 - 1:03.203	9 - 1:03.739	
5 - 1:02.957	10 - 1:04.076	
87	Josef ZOSSO	Griffon FFK85
1 - 1:13.756	6 - 1:05.660	11 - 1:04.751
2 - 1:05.048	7 - 1:05.143	12 - 1:04.780
3 - 1:04.897	8 - 1:04.401	
4 - 1:04.748	9 - 1:04.663	
5 - 1:05.055	10 - 1:04.965	

Weather/Track: Sun/Dry

www.mstworld.com

Page 4 of 6

Silverstone
Circuit Length = 1.6390 miles.
Start: 14:05 End: 14:17

Printed - 14:20 Sunday, 01 November 2015

Walter Hayes Trophy

SEMI FINAL 2 - LAP ANALYSIS - Silverstone - 31 October - 1 November 2015

(contd.)

88	Rory SMITH	Van Diemen RF88
1 - 1:14.494	6 - 1:04.568	11 - 1:04.640
2 - 1:05.459	7 - 1:04.530	12 - 1:05.095
3 - 1:05.999	8 - 1:04.045	
4 - 1:04.751	9 - 1:04.494	
5 - 1:04.132	10 - 1:05.254	
95	James GOWENS	Vector MG95
1 - 1:15.866	6 - 1:06.136	11 - 1:06.031
2 - 1:06.380	7 - 1:05.661	12 - 1:06.076
3 - 1:07.122	8 - 1:05.869	
4 - 1:06.107	9 - 1:06.160	
5 - 1:06.235	10 - 1:06.265	
110	Gislain GENECAND	Crossle 25F
1 - 1:14.133	6 - 1:05.652	11 - 1:04.900
2 - 1:04.937	7 - 1:05.399	12 - 1:04.904
3 - 1:04.811	8 - 1:04.589	
4 - 1:04.830	9 - 1:04.894	
5 - 1:04.950	10 - 1:04.618	
111	Ben NORTON	Spectrum 010B
1 - 1:07.439		
2 - 1:03.953		
121	Rob BARRABLE	Ray GR10
1 - 1:08.679	6 - 1:03.034	11 - 1:02.736
2 - 1:03.005	7 - 1:03.299	12 - 1:02.683
3 - 1:03.192	8 - 1:03.160	
4 - 1:02.727	9 - 1:03.297	
5 - 1:02.844	10 - 1:03.112	
122	Wayne BELCHER	Swift SC95F
1 - 1:14.315	6 - 1:05.627	11 - 1:04.910
2 - 1:06.026	7 - 1:05.464	12 - 1:05.957
3 - 1:06.945	8 - 1:06.784	
4 - 1:05.366	9 - 1:05.416	
5 - 1:05.682	10 - 1:04.748	

Weather/Track: Sun/Dry

www.mstworld.com

Page 5 of 6

Silverstone
Circuit Length = 1.6390 miles.
Start: 14:05 End: 14:17

Printed - 14:20 Sunday, 01 November 2015

Walter Hayes Trophy

SEMI FINAL 2 - LAP ANALYSIS - Silverstone - 31 October - 1 November 2015

(contd.)

125	Michael MOYERS	Spectrum 011C
1 - 1:06.865	6 - 1:02.552	11 - 1:02.866
2 - 1:03.485	7 - 1:02.481	12 - 1:02.975
3 - 1:02.195	8 - 1:02.773	
4 - 1:02.540	9 - 1:02.437	
5 - 1:02.616	10 - 1:02.596	
127	Ivor MCCULLOCH	Van Diemen RF00
1 - 1:10.285	6 - 1:03.314	11 - 1:03.507
2 - 1:04.356	7 - 1:03.616	12 - 1:03.903
3 - 1:03.821	8 - 1:03.724	
4 - 1:03.282	9 - 1:04.095	
5 - 1:03.009	10 - 1:03.190	
128	David MCCULLOCH	Van Diemen RF00
1 - 1:12.122	6 - 1:04.411	11 - 1:04.566
2 - 1:04.217	7 - 1:04.834	12 - 1:04.813
3 - 1:04.524	8 - 1:05.102	
4 - 1:03.925	9 - 1:04.375	
5 - 1:04.198	10 - 1:04.845	
157	David WILD	Lola T204
1 - 1:13.702		
2 - 1:08.111		
3 - 1:08.100		
4 - 1:05.806		
5 - 1:14.382P		
188	Michael BEAVER	Mondiale M88S
1 - 1:15.018		
2 - 1:06.840		
316	Conor MURPHY	Van Diemen RF83
1 - 1:15.318	6 - 1:05.232	11 - 1:05.235
2 - 1:06.436	7 - 1:04.995	12 - 1:05.773
3 - 1:07.103	8 - 1:05.397	
4 - 1:05.942	9 - 1:04.966	
5 - 1:05.279	10 - 1:04.986	

Weather/Track: Sun/Dry

www.mstworld.com

Page 6 of 6

Silverstone
Circuit Length = 1.6390 miles.
Start: 14:05 End: 14:17

Printed - 14:20 Sunday, 01 November 2015

Walter Hayes Trophy

SEMI FINAL 2 - LAP CHART - Silverstone - 31 October - 1 November 2015

Lap 1			Lap 2			Lap 3			Lap 4			Lap 5		
No	Behind	Laptime	No	Behind	Laptime	No	Behind	Laptime	No	Behind	Laptime	No	Behind	Laptime
49		1:05.635	3		1:02.943	3		1:02.498	3		1:02.488	3		1:02.338
3	0.292	1:05.927	49	0.075	1:03.310	49	0.073	1:02.496	49	0.361	1:02.776	49	0.491	1:02.468
25	1.140	1:06.775	25	1.021	1:03.116	25	0.311	1:01.788	25	0.530	1:02.707	25	0.655	1:02.463
125	1.230	1:06.865	125	1.480	1:03.485	125	1.177	1:02.195	125	1.229	1:02.540	125	1.507	1:02.616
44	1.244	1:06.879	44	1.682	1:03.673	44	1.817	1:02.633	44	1.766	1:02.437	44	1.944	1:02.516
56	1.687	1:07.322	56	2.375	1:03.923	56	3.083	1:03.206	56	3.456	1:02.861	56	4.072	1:02.954
111	1.804	1:07.439	111	2.522	1:03.953	121	3.508	1:03.192	121	3.747	1:02.727	121	4.253	1:02.844
121	3.044	1:08.679	121	2.814	1:03.005	21	4.011	1:03.178	21	4.519	1:02.996	21	5.178	1:02.997
21	3.138	1:08.773	21	3.331	1:03.428	5	4.683	1:03.529	76	5.935	1:03.203	76	6.554	1:02.957
5	3.233	1:08.868	5	3.652	1:03.654	76	5.220	1:03.592	5	6.367	1:04.172	5	7.338	1:03.309
11	3.537	1:09.172	11	3.961	1:03.659	11	5.283	1:03.820	11	6.707	1:03.912	11	7.639	1:03.270
27	3.607	1:09.242	76	4.126	1:03.649	9	6.525	1:03.784	9	7.289	1:03.252	9	8.026	1:03.075
76	3.712	1:09.347	27	5.117	1:04.745	27	6.796	1:04.177	27	7.502	1:03.194	27	8.257	1:03.093
4	3.941	1:09.576	9	5.239	1:04.220	127	7.094	1:03.821	127	7.888	1:03.282	127	8.559	1:03.009
9	4.254	1:09.889	4	5.359	1:04.653	4	7.198	1:04.337	4	8.073	1:03.363	4	9.048	1:03.313
127	4.650	1:10.285	127	5.771	1:04.356	45	7.858	1:04.347	45	8.741	1:03.371	45	9.940	1:03.537
23	4.899	1:10.534	23	5.915	1:04.251	23	8.153	1:04.736	23	9.066	1:03.401	23	10.083	1:03.355
45	4.957	1:10.592	45	6.009	1:04.287	15	8.645	1:04.257	15	9.856	1:03.699	15	10.648	1:03.130
17	5.255	1:10.890	17	6.280	1:04.260	17	8.751	1:04.969	50	10.211	1:03.953	50	10.823	1:02.950
70	5.638	1:11.273	50	6.527	1:03.611	50	8.746	1:04.717	17	10.593	1:04.330	17	12.134	1:03.879
15	6.013	1:11.648	15	6.886	1:04.108	128	9.495	1:04.524	128	10.932	1:03.925	128	12.792	1:04.198
50	6.151	1:11.786	70	7.149	1:04.746	70	9.519	1:04.868	70	11.454	1:04.423	70	13.112	1:03.996
128	6.487	1:12.122	128	7.469	1:04.217	59	9.814	1:04.197	59	11.864	1:04.538	59	13.579	1:04.053
59	6.972	1:12.607	59	8.115	1:04.378	47	10.879	1:03.895	47	12.459	1:04.068	47	14.285	1:04.164
13	7.855	1:13.490	47	9.482	1:04.780	87	12.333	1:04.897	87	14.593	1:04.748	87	17.310	1:05.055
47	7.937	1:13.572	87	9.934	1:05.048	110	12.513	1:04.811	110	14.855	1:04.830	110	17.467	1:04.950
157	8.067	1:13.702	110	10.200	1:04.937	88	14.584	1:05.999	88	16.847	1:04.751	88	18.641	1:04.132
87	8.121	1:13.756	13	11.017	1:06.397	7	15.401	1:06.001	7	17.324	1:04.411	7	19.378	1:04.392
110	8.498	1:14.133	88	11.083	1:05.459	122	15.918	1:06.945	122	18.796	1:05.366	122	22.140	1:05.682
122	8.680	1:14.315	122	11.471	1:06.026	13	16.711	1:08.192	13	19.117	1:04.894	13	22.441	1:05.662
88	8.859	1:14.494	7	11.898	1:05.942	51	16.890	1:06.914	316	20.943	1:05.942	316	23.884	1:05.279
7	9.191	1:14.826	51	12.474	1:06.032	316	17.489	1:07.103	95	21.619	1:06.107	95	25.516	1:06.235
188	9.383	1:15.018	316	12.884	1:06.436	95	18.000	1:07.122	157	21.863	1:05.806	51	32.411	1:06.521
316	9.683	1:15.318	157	12.943	1:08.111	157	18.545	1:08.100	51	28.228	1:13.826	157	33.907	1:14.382P
51	9.677	1:15.312	188	12.988	1:06.840									
95	10.231	1:15.866	95	13.376	1:06.380									

Weather/Track: Sun/Dry

www.mstworld.com

Page 1 of 3

Silverstone
Circuit Length = 1.6390 miles.
Start: 14:05 End: 14:17

Printed - 14:20 Sunday, 01 November 2015

Walter Hayes Trophy

SEMI FINAL 2 - LAP CHART - Silverstone - 31 October - 1 November 2015

(contd.)

Lap 6			Lap 7			Lap 8			Lap 9			Lap 10		
No	Behind	Laptime	No	Behind	Laptime	No	Behind	Laptime	No	Behind	Laptime	No	Behind	Laptime
3		1:02.450	25		1:02.733	25		1:02.324	49		1:02.294	49		1:02.423
49	0.073	1:02.032	49	0.187	1:03.119	49	0.159	1:02.296	3	0.598	1:02.532	3	0.316	1:02.141
25	0.272	1:02.067	3	0.548	1:03.553	3	0.519	1:02.295	25	0.667	1:03.120	25	0.436	1:02.192
125	1.609	1:02.552	125	1.085	1:02.481	44	1.387	1:02.335	44	1.350	1:02.416	44	1.536	1:02.609
44	2.020	1:02.526	44	1.376	1:02.361	125	1.534	1:02.773	125	1.518	1:02.437	125	1.691	1:02.596
121	4.837	1:03.034	121	5.131	1:03.299	121	5.967	1:03.160	121	6.811	1:03.297	121	7.500	1:03.112
56	5.110	1:03.488	56	5.785	1:03.680	56	6.816	1:03.355	56	8.056	1:03.693	21	9.591	1:03.859
21	5.703	1:02.975	21	5.795	1:03.097	21	6.802	1:03.331	21	8.155	1:03.806	56	9.656	1:04.023
76	6.819	1:02.715	76	6.275	1:02.461	76	6.980	1:03.029	76	8.266	1:03.739	76	9.919	1:04.076
5	8.465	1:03.577	11	9.203	1:03.594	9	10.271	1:03.207	9	11.109	1:03.291	9	11.628	1:02.942
11	8.614	1:03.425	5	9.293	1:03.833	11	10.740	1:03.861	11	11.403	1:03.116	11	12.120	1:03.140
9	8.898	1:03.322	9	9.388	1:03.495	5	10.937	1:03.968	27	11.880	1:03.314	27	12.447	1:02.990
27	9.020	1:03.213	27	9.738	1:03.723	27	11.019	1:03.605	5	12.226	1:03.742	5	13.017	1:03.214
127	9.423	1:03.314	127	10.034	1:03.616	127	11.434	1:03.724	4	12.699	1:03.633	4	13.435	1:03.159
4	9.595	1:02.997	4	10.127	1:03.537	4	11.519	1:03.716	127	13.076	1:04.095	127	13.843	1:03.190
45	11.613	1:04.123	45	12.516	1:03.908	45	13.753	1:03.561	45	15.292	1:03.992	45	16.928	1:04.059
15	12.073	1:03.875	15	12.765	1:03.697	15	13.939	1:03.498	15	15.461	1:03.975	15	16.928	1:03.890
50	12.462	1:04.089	50	12.903	1:03.446	50	14.240	1:03.661	50	15.737	1:03.950	50	17.220	1:03.906
17	13.725	1:04.041	17	14.812	1:04.092	17	16.304	1:03.816	17	17.642	1:03.791	17	19.078	1:03.859
128	14.753	1:04.411	128	16.582	1:04.834	59	19.069	1:04.752	59	21.209	1:04.593	59	23.594	1:04.808
59	14.901	1:03.772	59	16.641	1:04.745	128	19.360	1:05.102	128	21.282	1:04.375	128	23.704	1:04.845
70	15.341	1:04.679	70	16.928	1:04.592	70	19.529	1:04.925	47	21.891	1:04.627	47	24.095	1:04.627
47	16.022	1:04.187	47	17.127	1:04.110	47	19.717	1:04.914	70	21.958	1:04.882	70	24.187	1:04.652
23	19.877	1:12.244	23	21.032	1:04.160	23	22.749	1:04.041	23	24.108	1:03.812	23	25.125	1:03.440
87	20.520	1:05.660	88	22.284	1:04.530	88	24.005	1:04.045	88	26.046	1:04.494	88	28.877	1:05.254
110	20.669	1:05.652	87	22.658	1:05.143	87	24.735	1:04.401	87	26.945	1:04.663	87	29.487	1:04.965
88	20.759	1:04.568	110	23.063	1:05.399	7	24.955	1:03.890	7	27.234	1:04.732	7	29.613	1:04.802
7	21.235	1:04.307	7	23.389	1:05.159	110	25.328	1:04.589	110	27.769	1:04.894	110	29.964	1:04.618
13	25.143	1:05.152	122	27.776	1:05.464	316	31.729	1:05.397	316	34.242	1:04.966	316	36.805	1:04.986
122	25.317	1:05.627	13	28.008	1:05.870	13	32.118	1:06.434	13	34.890	1:05.225	13	37.212	1:04.745
316	26.666	1:05.232	316	28.656	1:04.995	122	32.236	1:06.784	122	35.199	1:05.416	122	37.524	1:04.748
95	29.202	1:06.136	95	31.858	1:05.661	95	35.403	1:05.869	95	39.110	1:06.160	95	42.952	1:06.265
51	37.275	1:07.314	51	41.378	1:07.108	51	45.767	1:06.713	51	50.520	1:07.206	51	55.145	1:07.048

Weather/Track: Sun/Dry

www.mstworld.com

Page 2 of 3

Silverstone
Circuit Length = 1.6390 miles.
Start: 14:05 End: 14:17

Printed - 14:20 Sunday, 01 November 2015

Walter Hayes Trophy

SEMI FINAL 2 - LAP CHART - Silverstone - 31 October - 1 November 2015

(contd.)

Lap 11			Lap 12			Lap 13			Lap 14			Lap 15		
No	Behind	Laptime	No	Behind	Laptime	No	Behind	Laptime	No	Behind	Laptime	No	Behind	Laptime
44		1:02.915	44		1:02.986									
125	0.106	1:02.866	125	0.095	1:02.975									
25	4.913	1:08.928	25	4.423	1:02.496									
3	5.532	1:09.667	3	4.844	1:02.298									
121	5.785	1:02.736	121	5.482	1:02.683									
21	10.017	1:04.877	76	11.100	1:03.849									
76	10.237	1:04.769	21	11.187	1:04.156									
56	10.321	1:05.116	56	11.249	1:03.914									
9	10.711	1:03.534	27	11.520	1:03.237									
27	11.269	1:03.273	9	11.709	1:03.984									
11	11.594	1:03.925	11	12.143	1:03.535									
5	11.979	1:03.413	5	13.125	1:04.132									
4	12.085	1:03.101	4	13.414	1:04.315									
127	12.899	1:03.507	127	13.816	1:03.903									
15	16.621	1:04.144	15	16.820	1:03.185									
50	17.043	1:04.274	50	17.548	1:03.491									
17	18.753	1:04.126	17	19.712	1:03.945									
45	21.242	1:08.765	45	21.832	1:03.576									
128	23.819	1:04.566	128	25.646	1:04.813									
59	24.187	1:05.044	23	25.786	1:04.515									
23	24.257	1:03.583	47	26.207	1:04.459									
47	24.734	1:05.090	59	26.287	1:05.086									
70	24.821	1:05.085	70	26.419	1:04.584									
49	27.530	1:31.981P	88	31.175	1:05.095									
88	29.066	1:04.640	87	31.581	1:04.780									
87	29.787	1:04.751	7	31.929	1:04.954									
7	29.961	1:04.799	110	32.331	1:04.904									
110	30.413	1:04.900	316	40.376	1:05.773									
316	37.589	1:05.235	13	40.826	1:05.929									
13	37.883	1:05.122	122	40.954	1:05.957									
122	37.983	1:04.910	95	47.622	1:06.076									
95	44.532	1:06.031	51	1:02.511	1:07.270									
51	58.227	1:07.533												

Weather/Track: Sun/Dry

www.mstworld.com

Page 3 of 3


Silverstone
Circuit Length = 1.6390 miles.
Start: 14:05 End: 14:17

Printed - 14:20 Sunday, 01 November 2015

Walter Hayes Trophy

HISTORIC & CLASSIC FINAL - STARTING GRID - Silverstone - 31 October - 1 November 2015

ROW 16		48	MULLAN		
ROW 15	18	HUBBARD		318	MAIRS
ROW 14	115	BURET		34	COLLYER
ROW 13	82	LOVETT		101	BOYACK
ROW 12	26	LE NECH		62	MANSELL
ROW 11	29	SIKSTROM		57	DAVISON
ROW 10	58	DAVISON		1	GARDNER
ROW 9	41	KLUGE		169	FOX
ROW 8	84	BRACEGIRDLE		188	BEAVER
ROW 7	157	WILD		13	KESTENBAUM
ROW 6	105	BARNES		316	MURPHY
ROW 5	72	COWLEY		110	GENECAND
ROW 4	10	JONES		7	MCHALE
ROW 3	33	BROWN		87	ZOSSO
ROW 2	145	DIETER-HACKEL		88	SMITH
ROW 1	90	BARNETT		47	THOMPSON
					POLE



Silverstone
Circuit Length = 1.6390 miles.

These results are provisional until the conclusion of any judicial and technical matters.

Clerk of the Course:		Timekeeper:
----------------------	--	-------------

Walter Hayes Trophy

HISTORIC & CLASSIC FINAL - CLASSIFICATION - Silverstone - 31 October - 1 November 2015

POS	NO	CL	DRIVER	NAT	CAR	TIME	LAPS	GAP	MPH	BEST
1	72	H	Matthew COWLEY		Reynard RF88	12:57.080	12		90.73	1:03.246
2	47	H	Nigel THOMPSON		Van Diemen RF88	12:57.241	12	0.161	90.71	1:04.162
3	88	H	Rory SMITH		Van Diemen RF88	12:59.038	12	1.958	90.50	1:03.916
4	110	H	Gislain GENECAND		Crossle 25F	12:59.372	12	2.292	90.46	1:04.128
5	145	H	Klaus DIETER-HACKEL		Van Diemen RF88	13:00.636	12	3.556	90.31	1:04.049
6	7	H	Calum MCHALE		Van Diemen RF89	13:00.812	12	3.732	90.29	1:04.133
7	87	H	Josef ZOSSO		Griffon FFK85	13:01.758	12	4.678	90.18	1:04.124
8	1	H	Mike GARDNER		Crossle 32F	13:01.927	12	4.847	90.17	1:04.109
9	90	H	Josh BARNETT		Van Diemen RF80	13:03.142	12	6.062	90.03	1:04.145
10	33	H	Tom BROWN		Van Diemen RF86	13:03.913	12	6.833	89.94	1:04.408
11	316	H	Conor MURPHY		Van Diemen RF83	13:06.575	12	9.495	89.63	1:04.431
12	13	H	Stuart KESTENBAUM		Van Diemen RF79	13:06.769	12	9.689	89.61	1:04.500
13	10	H	Stuart JONES		Reynard RF89	13:15.625	12	18.545	88.61	1:04.454
14	58	H	Richard DAVISON		Van Diemen RF88	13:22.826	12	25.746	87.82	1:05.651
15	105	H	Nick BARNES		Van Diemen RF87	13:28.813	12	31.733	87.17	1:06.026
16	57	H	Chris DAVISON		Van Diemen RF89	13:29.345	12	32.265	87.11	1:05.686
17	62	H	Kevin MANSELL		Crossle 32F	13:31.238	12	34.158	86.91	1:05.929
18	169	H	Dan FOX		PRS 81F	13:34.332	12	37.252	86.58	1:06.474
19	29	H	Peter SIKSTROM		Van Diemen VD79	13:40.044	12	42.964	85.97	1:07.134
20	318	H	Ivor MAIRS		Reynard 84FF	13:42.759	12	45.679	85.69	1:07.373
21	84	H	Stephen BRACEGIRDLE		Van Diemen RF89	13:48.000	12	50.920	85.15	1:05.771
22	82	H	James LOVETT		Lola T200	13:56.061	12	58.981	84.33	1:08.403
23	26	H	Philippe LE NECH		Van Diemen RF80	13:01.573	11	1 LAP	82.66	1:09.357
24	18	H	Paul HUBBARD		Crossle 25F	13:25.608	11	1 LAP	80.19	1:11.387
25	115	H	Pierre BURET		Hawke DL15	13:26.938	11	1 LAP	80.06	1:11.287

NOT CLASSIFIED

157	H	David WILD		Lola T204	6:52.904	6	D.N.F.	85.01	1:04.849
41	H	Andrew KLUGE		Van Diemen RF89	5:51.591	5	D.N.F.	83.06	1:07.032
34	H	Stephen COLLYER		Crossle 32F	3:28.710	3	D.N.F.	83.38	1:05.986

FASTEST LAP

72	H	Matthew COWLEY		Reynard RF88	1:03.246	11	93.29mph	150.14kph
----	---	----------------	--	--------------	----------	----	----------	-----------

Cars 188, 101, 48 - non-starters

Weather/Track: Sun/Dry

These results are provisional until the conclusion of any judicial and technical matters.

Silverstone

Circuit Length = 1.6390 miles.

Start: 15:09 End: 15:22

Clerk of the Course:

Timekeeper:

Walter Hayes Trophy

HISTORIC & CLASSIC FINAL - LAP ANALYSIS - Silverstone - 31 October - 1 November 2015

1	Mike GARDNER	Crossle 32F
1 - 1:11.175	6 - 1:04.109	11 - 1:04.238
2 - 1:05.061	7 - 1:04.415	12 - 1:05.547
3 - 1:04.914	8 - 1:04.851	
4 - 1:04.110	9 - 1:04.731	
5 - 1:04.405	10 - 1:04.371	
7	Calum MCHALE	Van Diemen RF89
1 - 1:09.911	6 - 1:05.075	11 - 1:04.357
2 - 1:04.411	7 - 1:05.136	12 - 1:04.736
3 - 1:04.225	8 - 1:04.960	
4 - 1:04.469	9 - 1:04.133	
5 - 1:05.107	10 - 1:04.292	
10	Stuart JONES	Reynard RF89
1 - 1:10.691	6 - 1:04.622	11 - 1:06.910
2 - 1:05.152	7 - 1:04.637	12 - 1:05.769
3 - 1:05.712	8 - 1:05.122	
4 - 1:04.454	9 - 1:04.636	
5 - 1:04.469	10 - 1:13.451	
13	Stuart KESTENBAUM	Van Diemen RF79
1 - 1:11.671	6 - 1:05.165	11 - 1:05.118
2 - 1:05.378	7 - 1:04.665	12 - 1:04.842
3 - 1:05.147	8 - 1:04.912	
4 - 1:05.142	9 - 1:04.500	
5 - 1:04.805	10 - 1:05.424	
18	Paul HUBBARD	Crossle 25F
1 - 1:19.115	6 - 1:11.541	11 - 1:12.793
2 - 1:13.257	7 - 1:12.980	
3 - 1:11.428	8 - 1:14.361	
4 - 1:12.115	9 - 1:13.992	
5 - 1:11.387	10 - 1:12.639	
26	Philippe LE NECH	Van Diemen RF80
1 - 1:19.367	6 - 1:09.357	11 - 1:10.876
2 - 1:09.912	7 - 1:09.806	
3 - 1:10.299	8 - 1:10.075	
4 - 1:11.413	9 - 1:10.162	
5 - 1:10.728	10 - 1:09.578	

Cars 188, 101, 48 - non-starters
Weather/Track: Sun/Dry

Silverstone
Circuit Length = 1.6390 miles.
Start: 15:09 End: 15:22

Walter Hayes Trophy

HISTORIC & CLASSIC FINAL - LAP ANALYSIS - Silverstone - 31 October - 1 November 2015

(contd.)

29	Peter SIKSTROM	Van Diemen VD79
1 - 1:15.808	6 - 1:07.317	11 - 1:07.422
2 - 1:09.802	7 - 1:07.134	12 - 1:07.711
3 - 1:07.670	8 - 1:07.366	
4 - 1:07.229	9 - 1:07.654	
5 - 1:07.532	10 - 1:07.399	
33	Tom BROWN	Van Diemen RF86
1 - 1:09.816	6 - 1:04.673	11 - 1:04.614
2 - 1:05.888	7 - 1:05.673	12 - 1:04.443
3 - 1:04.589	8 - 1:05.532	
4 - 1:04.596	9 - 1:04.611	
5 - 1:04.408	10 - 1:05.070	
34	Stephen COLLYER	Crossle 32F
1 - 1:15.389		
2 - 1:07.335		
3 - 1:05.986		
41	Andrew KLUGE	Van Diemen RF89
1 - 1:14.295		
2 - 1:09.428		
3 - 1:07.951		
4 - 1:12.885		
5 - 1:07.032		
47	Nigel THOMPSON	Van Diemen RF88
1 - 1:07.632	6 - 1:04.574	11 - 1:04.209
2 - 1:04.625	7 - 1:04.534	12 - 1:05.332
3 - 1:04.348	8 - 1:04.209	
4 - 1:04.352	9 - 1:04.162	
5 - 1:04.613	10 - 1:04.651	
57	Chris DAVISON	Van Diemen RF89
1 - 1:16.056	6 - 1:07.116	11 - 1:06.075
2 - 1:07.490	7 - 1:07.041	12 - 1:05.686
3 - 1:05.890	8 - 1:06.834	
4 - 1:07.212	9 - 1:06.356	
5 - 1:07.522	10 - 1:06.067	

Cars 188, 101, 48 - non-starters
Weather/Track: Sun/Dry

Silverstone
Circuit Length = 1.6390 miles.
Start: 15:09 End: 15:22

Walter Hayes Trophy

HISTORIC & CLASSIC FINAL - LAP ANALYSIS - Silverstone - 31 October - 1 November 2015

(contd.)

58	Richard DAVISON	Van Diemen RF88
1 - 1:14.296	6 - 1:06.271	11 - 1:05.651
2 - 1:07.069	7 - 1:06.633	12 - 1:05.967
3 - 1:06.565	8 - 1:06.083	
4 - 1:06.226	9 - 1:05.845	
5 - 1:06.485	10 - 1:05.735	
62	Kevin MANSELL	Crossle 32F
1 - 1:14.886	6 - 1:07.449	11 - 1:06.402
2 - 1:07.513	7 - 1:06.182	12 - 1:06.422
3 - 1:06.903	8 - 1:07.827	
4 - 1:07.806	9 - 1:06.420	
5 - 1:07.499	10 - 1:05.929	
72	Matthew COWLEY	Reynard RF88
1 - 1:09.907	6 - 1:04.509	11 - 1:03.246
2 - 1:05.124	7 - 1:04.488	12 - 1:05.107
3 - 1:03.626	8 - 1:04.195	
4 - 1:03.979	9 - 1:04.801	
5 - 1:04.417	10 - 1:03.681	
82	James LOVETT	Lola T200
1 - 1:17.306	6 - 1:09.511	11 - 1:08.923
2 - 1:08.508	7 - 1:09.002	12 - 1:08.942
3 - 1:08.403	8 - 1:09.290	
4 - 1:08.502	9 - 1:09.675	
5 - 1:08.572	10 - 1:09.427	
84	Stephen BRACEGIRDLE	Van Diemen RF89
1 - 1:14.883	6 - 1:06.562	11 - 1:06.503
2 - 1:07.171	7 - 1:06.397	12 - 1:06.662
3 - 1:06.156	8 - 1:05.771	
4 - 1:25.921	9 - 1:06.541	
5 - 1:07.723	10 - 1:07.710	
87	Josef ZOSSO	Griffon FFK85
1 - 1:09.991	6 - 1:04.875	11 - 1:06.084
2 - 1:04.927	7 - 1:04.470	12 - 1:05.674
3 - 1:04.455	8 - 1:04.203	
4 - 1:04.278	9 - 1:04.302	
5 - 1:04.375	10 - 1:04.124	

Cars 188, 101, 48 - non-starters
Weather/Track: Sun/Dry

www.mstworld.com

Page 3 of 5

Silverstone
Circuit Length = 1.6390 miles.
Start: 15:09 End: 15:22

Printed - 15:26 Sunday, 01 November 2015

Walter Hayes Trophy

HISTORIC & CLASSIC FINAL - LAP ANALYSIS - Silverstone - 31 October - 1 November 2015

(contd.)

88	Rory SMITH	Van Diemen RF88
1 - 1:09.060	6 - 1:04.630	11 - 1:04.759
2 - 1:04.808	7 - 1:04.153	12 - 1:04.413
3 - 1:04.342	8 - 1:04.500	
4 - 1:03.916	9 - 1:05.441	
5 - 1:04.713	10 - 1:04.303	
90	Josh BARNETT	Van Diemen RF80
1 - 1:08.270	6 - 1:05.050	11 - 1:04.534
2 - 1:04.780	7 - 1:04.768	12 - 1:04.145
3 - 1:04.509	8 - 1:04.862	
4 - 1:04.357	9 - 1:04.226	
5 - 1:05.548	10 - 1:08.093	
105	Nick BARNES	Van Diemen RF87
1 - 1:15.091	6 - 1:06.630	11 - 1:06.431
2 - 1:07.933	7 - 1:06.700	12 - 1:06.526
3 - 1:06.271	8 - 1:06.553	
4 - 1:07.106	9 - 1:06.026	
5 - 1:07.463	10 - 1:06.083	
110	Gislain GENECAND	Crossle 25F
1 - 1:10.315	6 - 1:04.565	11 - 1:04.210
2 - 1:05.277	7 - 1:04.708	12 - 1:04.327
3 - 1:04.129	8 - 1:04.128	
4 - 1:04.236	9 - 1:04.297	
5 - 1:04.530	10 - 1:04.650	
115	Pierre BURET	Hawke DL15
1 - 1:21.273	6 - 1:11.287	11 - 1:13.712
2 - 1:12.281	7 - 1:12.416	
3 - 1:11.891	8 - 1:14.808	
4 - 1:11.438	9 - 1:12.702	
5 - 1:11.645	10 - 1:13.485	
145	Klaus DIETER-HACKEL	Van Diemen RF88
1 - 1:08.721	6 - 1:04.941	11 - 1:04.833
2 - 1:04.793	7 - 1:04.097	12 - 1:04.730
3 - 1:04.916	8 - 1:04.049	
4 - 1:04.085	9 - 1:05.789	
5 - 1:05.132	10 - 1:04.550	

Cars 188, 101, 48 - non-starters
Weather/Track: Sun/Dry

www.mstworld.com

Page 4 of 5

Silverstone
Circuit Length = 1.6390 miles.
Start: 15:09 End: 15:22

Printed - 15:26 Sunday, 01 November 2015

Walter Hayes Trophy

HISTORIC & CLASSIC FINAL - LAP ANALYSIS - Silverstone - 31 October - 1 November 2015

(contd.)

157	David WILD	Lola T204
1 - 1:12.009	6 - 1:20.103P	
2 - 1:05.571		
3 - 1:05.222		
4 - 1:04.849		
5 - 1:05.150		
169	Dan FOX	PRS 81F
1 - 1:12.613	6 - 1:07.079	11 - 1:07.012
2 - 1:06.474	7 - 1:08.156	12 - 1:07.140
3 - 1:07.924	8 - 1:07.874	
4 - 1:08.388	9 - 1:06.833	
5 - 1:08.164	10 - 1:06.675	
316	Conor MURPHY	Van Diemen RF83
1 - 1:11.025	6 - 1:04.986	11 - 1:05.318
2 - 1:05.868	7 - 1:04.431	12 - 1:04.646
3 - 1:05.153	8 - 1:04.922	
4 - 1:04.887	9 - 1:04.903	
5 - 1:04.851	10 - 1:05.585	
318	Ivor MAIRS	Reynard 84FF
1 - 1:16.851	6 - 1:08.057	11 - 1:07.675
2 - 1:08.644	7 - 1:07.663	12 - 1:07.373
3 - 1:07.547	8 - 1:07.502	
4 - 1:08.523	9 - 1:07.485	
5 - 1:07.875	10 - 1:07.564	

Cars 188, 101, 48 - non-starters
Weather/Track: Sun/Dry

www.mstworld.com

Page 5 of 5

Silverstone
Circuit Length = 1.6390 miles.
Start: 15:09 End: 15:22

Printed - 15:26 Sunday, 01 November 2015

Walter Hayes Trophy

HISTORIC & CLASSIC FINAL - LAP CHART - Silverstone - 31 October - 1 November 2015

Lap 1			Lap 2			Lap 3			Lap 4			Lap 5		
No	Behind	Laptime	No	Behind	Laptime	No	Behind	Laptime	No	Behind	Laptime	No	Behind	Laptime
47		1:07.632	47		1:04.625	47		1:04.348	47		1:04.352	47		1:04.613
90	0.638	1:08.270	90	0.793	1:04.780	90	0.954	1:04.509	90	0.959	1:04.357	88	1.269	1:04.713
145	1.089	1:08.721	145	1.257	1:04.793	88	1.605	1:04.342	88	1.169	1:03.916	72	1.483	1:04.417
88	1.428	1:09.060	88	1.611	1:04.808	145	1.825	1:04.916	145	1.558	1:04.085	90	1.894	1:05.548
33	2.184	1:09.816	7	2.065	1:04.411	7	1.942	1:04.225	72	1.679	1:03.979	145	2.077	1:05.132
72	2.275	1:09.907	87	2.661	1:04.927	72	2.052	1:03.626	7	2.059	1:04.469	87	2.456	1:04.375
87	2.359	1:09.991	72	2.774	1:05.124	87	2.768	1:04.455	87	2.694	1:04.278	7	2.553	1:05.107
7	2.279	1:09.911	110	3.335	1:05.277	110	3.116	1:04.129	110	3.000	1:04.236	110	2.917	1:04.530
110	2.683	1:10.315	33	3.447	1:05.888	33	3.688	1:04.589	33	3.932	1:04.596	33	3.727	1:04.408
10	3.059	1:10.691	10	3.586	1:05.152	1	4.545	1:04.914	1	4.303	1:04.110	1	4.095	1:04.405
316	3.393	1:11.025	1	3.979	1:05.061	10	4.950	1:05.712	10	5.052	1:04.454	10	4.908	1:04.469
1	3.543	1:11.175	316	4.636	1:05.868	316	5.441	1:05.153	316	5.976	1:04.887	316	6.214	1:04.851
13	4.039	1:11.671	13	4.792	1:05.378	13	5.591	1:05.147	13	6.381	1:05.142	13	6.573	1:04.805
157	4.377	1:12.009	157	5.323	1:05.571	157	6.197	1:05.222	157	6.694	1:04.849	157	7.231	1:05.150
169	4.981	1:12.613	169	6.830	1:06.474	169	10.406	1:07.924	58	13.199	1:06.226	58	15.071	1:06.485
41	6.663	1:14.295	58	9.108	1:07.069	58	11.325	1:06.565	169	14.442	1:08.388	169	17.993	1:08.164
58	6.664	1:14.296	84	9.797	1:07.171	84	11.605	1:06.156	105	15.444	1:07.106	105	18.294	1:07.463
84	7.251	1:14.883	62	10.142	1:07.513	34	12.105	1:05.986	57	15.691	1:07.212	57	18.600	1:07.522
62	7.254	1:14.886	34	10.467	1:07.335	105	12.690	1:06.271	62	16.151	1:07.806	62	19.037	1:07.499
105	7.459	1:15.091	105	10.767	1:07.933	62	12.697	1:06.903	29	19.552	1:07.229	29	22.471	1:07.532
34	7.757	1:15.389	57	11.289	1:07.490	57	12.831	1:05.890	318	20.608	1:08.523	318	23.870	1:07.875
29	8.176	1:15.808	41	11.466	1:09.428	41	15.069	1:07.951	82	21.762	1:08.502	82	25.721	1:08.572
57	8.424	1:16.056	318	13.238	1:08.644	318	16.437	1:07.547	41	23.602	1:12.885	41	26.021	1:07.032
318	9.219	1:16.851	29	13.353	1:09.802	29	16.675	1:07.670	26	30.034	1:11.413	26	36.149	1:10.728
82	9.674	1:17.306	82	13.557	1:08.508	82	17.612	1:08.403	84	33.174	1:25.921	84	36.284	1:07.723
18	11.483	1:19.115	26	17.022	1:09.912	26	22.973	1:10.299	18	34.958	1:12.115	18	41.732	1:11.387
26	11.735	1:19.367	18	20.115	1:13.257	18	27.195	1:11.428	115	35.926	1:11.438	115	42.958	1:11.645
115	13.641	1:21.273	115	21.297	1:12.281	115	28.840	1:11.891						

Cars 188, 101, 48 - non-starters
Weather/Track: Sun/Dry

Silverstone
Circuit Length = 1.6390 miles.
Start: 15:09 End: 15:22

Walter Hayes Trophy

HISTORIC & CLASSIC FINAL - LAP CHART - Silverstone - 31 October - 1 November 2015

(contd.)

Lap 6			Lap 7			Lap 8			Lap 9			Lap 10		
No	Behind	Laptime	No	Behind	Laptime	No	Behind	Laptime	No	Behind	Laptime	No	Behind	Laptime
47		1:04.574	47		1:04.534	47		1:04.209	47		1:04.162	47		1:04.651
88	1.325	1:04.630	88	0.944	1:04.153	88	1.235	1:04.500	72	1.997	1:04.801	72	1.027	1:03.681
72	1.418	1:04.509	72	1.372	1:04.488	72	1.358	1:04.195	88	2.514	1:05.441	88	2.166	1:04.303
90	2.370	1:05.050	145	2.007	1:04.097	145	1.847	1:04.049	87	2.827	1:04.302	87	2.300	1:04.124
145	2.444	1:04.941	90	2.604	1:04.768	87	2.687	1:04.203	18	1 LAP	1:14.361	110	3.135	1:04.650
87	2.757	1:04.875	87	2.693	1:04.470	110	3.001	1:04.128	110	3.136	1:04.297	145	3.373	1:04.550
110	2.908	1:04.565	110	3.082	1:04.708	90	3.257	1:04.862	90	3.321	1:04.226	7	4.019	1:04.292
7	3.054	1:05.075	1	3.511	1:04.415	1	4.153	1:04.851	145	3.474	1:05.789	1	4.442	1:04.371
1	3.630	1:04.109	7	3.656	1:05.136	7	4.407	1:04.960	115	1 LAP	1:14.808	90	6.763	1:08.093
33	3.826	1:04.673	33	4.965	1:05.673	10	5.972	1:05.122	7	4.378	1:04.133	33	7.156	1:05.070
10	4.956	1:04.622	10	5.059	1:04.637	33	6.288	1:05.532	1	4.722	1:04.731	316	8.911	1:05.585
316	6.626	1:04.986	316	6.523	1:04.431	316	7.236	1:04.922	10	6.446	1:04.636	13	9.109	1:05.424
13	7.164	1:05.165	13	7.295	1:04.665	13	7.998	1:04.912	33	6.737	1:04.611	115	1 LAP	1:12.702
58	16.768	1:06.271	58	18.867	1:06.633	58	20.741	1:06.083	316	7.977	1:04.903	18	1 LAP	1:13.992
105	20.350	1:06.630	105	22.516	1:06.700	105	24.860	1:06.553	13	8.336	1:04.500	10	15.246	1:13.451
169	20.498	1:07.079	62	23.560	1:06.182	57	26.274	1:06.834	58	22.424	1:05.845	58	23.508	1:05.735
57	21.142	1:07.116	57	23.649	1:07.041	62	27.178	1:07.827	105	26.724	1:06.026	105	28.156	1:06.083
62	21.912	1:07.449	169	24.120	1:08.156	169	27.785	1:07.874	57	28.468	1:06.356	57	29.884	1:06.067
157	22.760	1:20.103P	29	27.814	1:07.134	29	30.971	1:07.366	62	29.436	1:06.420	62	30.714	1:05.929
29	25.214	1:07.317	318	30.482	1:07.663	318	33.775	1:07.502	169	30.456	1:06.833	169	32.480	1:06.675
318	27.353	1:08.057	82	35.126	1:09.002	82	40.207	1:09.290	29	34.463	1:07.654	29	37.211	1:07.399
82	30.658	1:09.511	84	40.135	1:06.397	84	41.697	1:05.771	318	37.098	1:07.485	318	40.011	1:07.564
84	38.272	1:06.562	26	46.204	1:09.806	26	52.070	1:10.075	84	44.076	1:06.541	84	47.135	1:07.710
26	40.932	1:09.357	18	57.145	1:12.980				82	45.720	1:09.675	82	50.496	1:09.427
18	48.699	1:11.541	115	57.553	1:12.416				26	58.070	1:10.162	26	1:02.997	1:09.578
115	49.671	1:11.287												

Cars 188, 101, 48 - non-starters
Weather/Track: Sun/Dry

Silverstone
Circuit Length = 1.6390 miles.
Start: 15:09 End: 15:22

Walter Hayes Trophy

HISTORIC & CLASSIC FINAL - LAP CHART - Silverstone - 31 October - 1 November 2015

(contd.)

Lap 11			Lap 12			Lap 13			Lap 14			Lap 15		
No	Behind	Laptime	No	Behind	Laptime	No	Behind	Laptime	No	Behind	Laptime	No	Behind	Laptime
47		1:04.209	72		1:05.107									
72	0.064	1:03.246	47	0.161	1:05.332									
88	2.716	1:04.759	88	1.958	1:04.413									
110	3.136	1:04.210	110	2.292	1:04.327									
145	3.997	1:04.833	145	3.556	1:04.730									
7	4.167	1:04.357	7	3.732	1:04.736									
87	4.175	1:06.084	26	1 LAP	1:10.876									
1	4.471	1:04.238	87	4.678	1:05.674									
90	7.088	1:04.534	1	4.847	1:05.547									
33	7.561	1:04.614	90	6.062	1:04.145									
13	10.018	1:05.118	33	6.833	1:04.443									
316	10.020	1:05.318	316	9.495	1:04.646									
10	17.947	1:06.910	13	9.689	1:04.842									
18	1 LAP	1:12.639	10	18.545	1:05.769									
115	1 LAP	1:13.485	58	25.746	1:05.967									
58	24.950	1:05.651	18	1 LAP	1:12.793									
105	30.378	1:06.431	115	1 LAP	1:13.712									
57	31.750	1:06.075	105	31.733	1:06.526									
62	32.907	1:06.402	57	32.265	1:05.686									
169	35.283	1:07.012	62	34.158	1:06.422									
29	40.424	1:07.422	169	37.252	1:07.140									
318	43.477	1:07.675	29	42.964	1:07.711									
84	49.429	1:06.503	318	45.679	1:07.373									
82	55.210	1:08.923	84	50.920	1:06.662									
			82	58.981	1:08.942									

Cars 188, 101, 48 - non-starters
Weather/Track: Sun/Dry

www.mstworld.com

Page 3 of 3

Silverstone
Circuit Length = 1.6390 miles.
Start: 15:09 End: 15:22

Printed - 15:25 Sunday, 01 November 2015


Walter Hayes Trophy

GRAND FINAL - STARTING GRID - Silverstone - 31 October - 1 November 2015

ROW
18
ROW
17
ROW
16
ROW
15
ROW
14
ROW
13
ROW
12
ROW
11
ROW
10
ROW
9
ROW
8
ROW
7
ROW
6
ROW
5
ROW
4
ROW
3
ROW
2
ROW
1

128	MCCULLOCH	45	RICHARDSON	
	19	MORRIS	17	TOFTS
144	QUATERMAINE	50	THORBURN	
	75	MCKENZIE	15	MARTHUR
28	MACLENNAN	127	MCCULLOCH	
	35	COOPER	4	MOORE
40	RIVETT	5	SVENSSON	
	117	MARTHUR	11	HIGGINS
43	BRADSHAW	9	FISHER	
	85	ANDREWS	27	PAYNE
6	BURET	56	TARLING	
	2	ORGEE	21	DICKERSON
55	FOSTER	76	BYRNE	
	94	WHITE	121	BARRABLE
69	MCMULLAN	3	DEMPSEY	
	46	BOYD	25	RAVEN
81	FISHER	125	MOYERS	
	14	CARROLL	44	DALY

POLE



Car 22 withdrawn. Reserves 100, 23, 156, 59, 38, 70.

These results are provisional until the conclusion of any judicial and technical matters.


Silverstone
Circuit Length = 1.6390 miles.

Clerk of the Course:

Timekeeper:

Walter Hayes Trophy

GRAND FINAL - RESTART GRID - Silverstone - 31 October - 1 November 2015

ROW 15	45	RICHARDSON	9	FISHER
ROW 14	128	MCCULLOCH	43	BRADSHAW
ROW 13	28	MACLENNAN	19	MORRIS
ROW 12	144	QUATERMAINE	75	MCKENZIE
ROW 11	15	MCARTHUR	11	HIGGINS
ROW 10	50	THORBURN	5	SVENSSON
ROW 9	117	MCARTHUR	4	MOORE
ROW 8	56	TARLING	21	DICKERSON
ROW 7	127	MCCULLOCH	6	BURET
ROW 6	76	BYRNE	121	BARRABLE
ROW 5	85	ANDREWS	2	ORGE
ROW 4	55	FOSTER	3	DEMPSEY
ROW 3	94	WHITE	69	MCMULLAN
ROW 2	14	CARROLL	25	RAVEN
ROW 1	125	MOYERS	81	FISHER
POLE				
				

Weather/Track: Sun/Dry

These results are provisional until the conclusion of any judicial and technical matters.

Silverstone
Circuit Length = 1.6390 miles.
Start: 15:36 End: 15

Clerk of the Course:

Timekeeper:

Walter Hayes Trophy

GRAND FINAL - CLASSIFICATION - Silverstone - 31 October - 1 November 2015

POS	NO	CL	DRIVER	NAT	CAR	TIME	LAPS	GAP	MPH	BEST
1	14		Graham CARROLL		Van Diemen JL13	7:22.241	7		92.71	1:02.496
2	3		Peter DEMPSEY		Ray GR08/09	7:22.512	7	0.271	92.66	1:02.058
3	94		Oliver WHITE		Van Diemen JL015K	7:23.367	7	1.126	92.48	1:02.397
4	85		Scott ANDREWS		Spectrum 011C	7:23.467	7	1.226	92.46	1:02.206
5	55		Joey FOSTER		Ray GR08	7:24.281	7	2.040	92.29	1:02.597
6	2		Roger ORGEE		Van Diemen RF00	7:24.412	7	2.171	92.26	1:02.536
7	76		Jake BYRNE		Ray GR13	7:25.229	7	2.988	92.09	1:02.512
8	121		Rob BARRABLE		Ray GR10	7:25.310	7	3.069	92.08	1:02.641
9	127		Ivor MCCULLOCH		Van Diemen RF00	7:26.597	7	4.356	91.81	1:02.817
10	5		John SVENSSON		Van Diemen RF92	7:30.928	7	8.687	90.93	1:02.932
11	6		Timothy BURET		Ray GR08	7:31.614	7	9.373	90.79	1:02.832
12	50		Jamie THORBURN		Ray GR15	7:31.954	7	9.713	90.72	1:02.758
13	15		David MCARTHUR		Van Diemen LA10	7:31.955	7	9.714	90.72	1:02.995
14	21		Dakota DICKERSON		Ray GR15	7:32.323	7	10.082	90.65	1:03.007
15	45		Geoff RICHARDSON		Van Diemen RF03	7:33.791	7	11.550	90.35	1:03.241
16	28		Neil MACLENNAN		Ray GR09	7:34.092	7	11.851	90.29	1:03.148
17	144		Adam QUATERMAINE		Van Diemen RF99	7:34.926	7	12.685	90.13	1:03.023
18	9		Felix FISHER		Van Diemen VD02	7:35.012	7	12.771	90.11	1:03.294
19	75		Sam MCKENZIE		Ray GR08	7:35.360	7	13.119	90.04	1:03.138
20	25		James RAVEN		Ray GR11	7:35.420	7	13.179	90.03	1:02.347
21	128		David MCCULLOCH		Van Diemen RF00	7:36.097	7	13.856	89.90	1:03.511
22	4		Edward MOORE		Van Diemen JL013K	7:40.903	7	18.662	88.96	1:03.647

NOT CLASSIFIED

125			Michael MOYERS		Spectrum 011C	5:16.895	5	D.N.F.	92.15	1:02.564
69			Jonny MCMULLAN		Van Diemen LA10	5:17.415	5	D.N.F.	92.00	1:02.301
56			Richard TARLING		Van Diemen RF90	4:43.283	4	D.N.F.	82.26	1:06.049
43			Tom BRADSHAW		Van Diemen RF92	3:32.559	3	D.N.F.	81.87	1:04.345
117			Tom MCARTHUR		Van Diemen LA10	1:09.666	1	D.N.F.	80.40	1:09.666
19			Rick MORRIS		Ray GR10	1:38.057	1	D.N.F.	57.12	
11			Adam HIGGINS		Van Diemen JL12		0	D.N.F.	N/A	

FASTEST LAP

3			Peter DEMPSEY		Ray GR08/09	1:02.058	7	95.07mph	153.01kph	
---	--	--	---------------	--	-------------	----------	---	----------	-----------	--

Car 81 - non-starter. Not on restart grid following red flag: 44, 46, 27, 40, 35, 17

Weather/Track: Sun/Dry

These results are provisional until the conclusion of any judicial and technical matters.

Silverstone

Circuit Length = 1.6390 miles.

Start: 16:12 End: 16:20

Clerk of the Course:		Timekeeper:
----------------------	--	-------------

Walter Hayes Trophy

GRAND FINAL - CLASSIFICATION - AMENDED - Silverstone - 31 October - 1 November 2015

POS	NO	CL	DRIVER	NAT	CAR	TIME	LAPS	GAP	MPH	BEST
1	14		Graham CARROLL		Van Diemen JL13	7:22.241	7		92.71	1:02.496
2	94		Oliver WHITE		Van Diemen JL015K	7:23.367	7	1.126	92.48	1:02.397
3	85		Scott ANDREWS		Spectrum 011C	7:23.467	7	1.226	92.46	1:02.206
4	55		Joey FOSTER		Ray GR08	7:24.281	7	2.040	92.29	1:02.597
5	2		Roger ORGEE		Van Diemen RF00	7:24.412	7	2.171	92.26	1:02.536
6	76		Jake BYRNE		Ray GR13	7:25.229	7	2.988	92.09	1:02.512
7	121		Rob BARRABLE		Ray GR10	7:25.310	7	3.069	92.08	1:02.641
8	127		Ivor MCCULLOCH		Van Diemen RF00	7:26.597	7	4.356	91.81	1:02.817
9	5		John SVENSSON		Van Diemen RF92	7:30.928	7	8.687	90.93	1:02.932
10	6		Timothy BURET		Ray GR08	7:31.614	7	9.373	90.79	1:02.832
11	50		Jamie THORBURN		Ray GR15	7:31.954	7	9.713	90.72	1:02.758
12	15		David MCARTHUR		Van Diemen LA10	7:31.955	7	9.714	90.72	1:02.995
13	21		Dakota DICKERSON		Ray GR15	7:32.323	7	10.082	90.65	1:03.007
14	45		Geoff RICHARDSON		Van Diemen RF03	7:33.791	7	11.550	90.35	1:03.241
15	28		Neil MACLENNAN		Ray GR09	7:34.092	7	11.851	90.29	1:03.148
16	144		Adam QUATERMAINE		Van Diemen RF99	7:34.926	7	12.685	90.13	1:03.023
17	9		Felix FISHER		Van Diemen VD02	7:35.012	7	12.771	90.11	1:03.294
18	75		Sam MCKENZIE		Ray GR08	7:35.360	7	13.119	90.04	1:03.138
19	25		James RAVEN		Ray GR11	7:35.420	7	13.179	90.03	1:02.347
20	128		David MCCULLOCH		Van Diemen RF00	7:36.097	7	13.856	89.90	1:03.511
21	4		Edward MOORE		Van Diemen JL013K	7:40.903	7	18.662	88.96	1:03.647

NOT CLASSIFIED

125			Michael MOYERS		Spectrum 011C	5:16.895	5	D.N.F.	92.15	1:02.564
69			Jonny MCMULLAN		Van Diemen LA10	5:17.415	5	D.N.F.	92.00	1:02.301
56			Richard TARLING		Van Diemen RF90	4:43.283	4	D.N.F.	82.26	1:06.049
43			Tom BRADSHAW		Van Diemen RF92	3:32.559	3	D.N.F.	81.87	1:04.345
117			Tom MCARTHUR		Van Diemen LA10	1:09.666	1	D.N.F.	80.40	1:09.666
19			Rick MORRIS		Ray GR10	1:38.057	1	D.N.F.	57.12	
11			Adam HIGGINS		Van Diemen JL12		0	D.N.F.	N/A	

FASTEST LAP

85			Scott ANDREWS		Spectrum 011C	1:02.206	5	94.85mph	152.65kph	
----	--	--	---------------	--	---------------	----------	---	----------	-----------	--

Car 81 - non-starter. Not on restart grid following red flag: 44, 46, 27, 40, 35, 17

Car 3 excluded, ref. MSA regulation C3.1.1 (Eligibility).

These results are provisional until the conclusion of any judicial and technical matters.

Silverstone

Circuit Length = 1.6390 miles.

Start: 16:12 End: 16:20

Clerk of the Course:

Timekeeper:

Walter Hayes Trophy

GRAND FINAL - LAP ANALYSIS - Silverstone - 31 October - 1 November 2015

2	Roger ORGEE	Van Diemen RF00
1 - 1:07.233	6 - 1:03.372	
2 - 1:03.070	7 - 1:02.736	
3 - 1:02.738		
4 - 1:02.727		
5 - 1:02.536		
3	Peter DEMPSEY	Ray GR08/09
1 - 1:07.009	6 - 1:03.460	
2 - 1:02.532	7 - 1:02.058	
3 - 1:02.603		
4 - 1:02.396		
5 - 1:02.454		
4	Edward MOORE	Van Diemen JL013K
1 - 1:17.275	6 - 1:03.788	
2 - 1:04.597	7 - 1:03.647	
3 - 1:03.869		
4 - 1:03.993		
5 - 1:03.734		
5	John SVENSSON	Van Diemen RF92
1 - 1:09.942	6 - 1:03.454	
2 - 1:03.661	7 - 1:03.843	
3 - 1:03.749		
4 - 1:03.347		
5 - 1:02.932		
6	Timothy BURET	Ray GR08
1 - 1:11.442	6 - 1:03.347	
2 - 1:03.969	7 - 1:03.342	
3 - 1:03.443		
4 - 1:02.832		
5 - 1:03.239		
9	Felix FISHER	Van Diemen VD02
1 - 1:12.769	6 - 1:03.360	
2 - 1:04.195	7 - 1:03.539	
3 - 1:04.252		
4 - 1:03.603		
5 - 1:03.294		

Car 81 - non-starter. Not on restart grid following red flag: 44, 46, 27, 40, 35, 17
Weather/Track: Sun/Dry

Silverstone
Circuit Length = 1.6390 miles.
Start: 16:12 End: 16:20

Walter Hayes Trophy

GRAND FINAL - LAP ANALYSIS - Silverstone - 31 October - 1 November 2015

(contd.)

11	Adam HIGGINS	Van Diemen JL12
14	Graham CARROLL	Van Diemen JL13
1 - 1:06.311 6 - 1:02.851 2 - 1:02.642 7 - 1:02.496 3 - 1:02.639 4 - 1:02.650 5 - 1:02.652		
15	David MCARTHUR	Van Diemen LA10
1 - 1:11.033 6 - 1:03.639 2 - 1:03.828 7 - 1:03.873 3 - 1:03.500 4 - 1:02.995 5 - 1:03.087		
19	Rick MORRIS	Ray GR10
1 - 1:38.057P		
21	Dakota DICKERSON	Ray GR15
1 - 1:10.827 6 - 1:03.513 2 - 1:03.860 7 - 1:03.680 3 - 1:03.394 4 - 1:03.007 5 - 1:04.042		
25	James RAVEN	Ray GR11
1 - 1:06.421 6 - 1:16.008 2 - 1:02.606 7 - 1:02.347 3 - 1:02.838 4 - 1:02.745 5 - 1:02.455		

Car 81 - non-starter. Not on restart grid following red flag: 44, 46, 27, 40, 35, 17
Weather/Track: Sun/Dry

Silverstone
Circuit Length = 1.6390 miles.
Start: 16:12 End: 16:20

Walter Hayes Trophy

GRAND FINAL - LAP ANALYSIS - Silverstone - 31 October - 1 November 2015

(contd.)

28	Neil MACLENNAN	Ray GR09
1 - 1:12.200	6 - 1:03.592	
2 - 1:04.184	7 - 1:03.148	
3 - 1:03.933		
4 - 1:03.629		
5 - 1:03.406		
43	Tom BRADSHAW	Van Diemen RF92
1 - 1:11.067		
2 - 1:04.345		
3 - 1:17.147P		
45	Geoff RICHARDSON	Van Diemen RF03
1 - 1:11.845	6 - 1:03.356	
2 - 1:03.910	7 - 1:03.417	
3 - 1:03.874		
4 - 1:04.148		
5 - 1:03.241		
50	Jamie THORBURN	Ray GR15
1 - 1:12.078	6 - 1:02.758	
2 - 1:03.980	7 - 1:03.237	
3 - 1:03.755		
4 - 1:03.239		
5 - 1:02.907		
55	Joey FOSTER	Ray GR08
1 - 1:07.478	6 - 1:02.597	
2 - 1:03.135	7 - 1:02.765	
3 - 1:02.863		
4 - 1:02.659		
5 - 1:02.784		
56	Richard TARLING	Van Diemen RF90
1 - 1:09.185		
2 - 1:10.639		
3 - 1:06.049		
4 - 1:17.410P		

Car 81 - non-starter. Not on restart grid following red flag: 44, 46, 27, 40, 35, 17
Weather/Track: Sun/Dry

Silverstone
Circuit Length = 1.6390 miles.
Start: 16:12 End: 16:20

Walter Hayes Trophy

GRAND FINAL - LAP ANALYSIS - Silverstone - 31 October - 1 November 2015

(contd.)

69	Jonny MCMULLAN	Van Diemen LA10
1 -	1:06.673	
2 -	1:02.591	
3 -	1:03.313	
4 -	1:02.301	
5 -	1:02.537	
75	Sam MCKENZIE	Ray GR08
1 -	1:11.283	6 - 1:03.512
2 -	1:04.331	7 - 1:04.031
3 -	1:04.207	
4 -	1:04.858	
5 -	1:03.138	
76	Jake BYRNE	Ray GR13
1 -	1:08.262	6 - 1:02.985
2 -	1:03.142	7 - 1:02.736
3 -	1:02.969	
4 -	1:02.623	
5 -	1:02.512	
85	Scott ANDREWS	Spectrum 011C
1 -	1:07.733	6 - 1:02.499
2 -	1:02.936	7 - 1:02.408
3 -	1:03.083	
4 -	1:02.602	
5 -	1:02.206	
94	Oliver WHITE	Van Diemen JL015K
1 -	1:07.151	6 - 1:03.231
2 -	1:02.982	7 - 1:02.490
3 -	1:02.651	
4 -	1:02.397	
5 -	1:02.465	
117	Tom MCARTHUR	Van Diemen LA10
1 -	1:09.666	

Car 81 - non-starter. Not on restart grid following red flag: 44, 46, 27, 40, 35, 17
Weather/Track: Sun/Dry

Walter Hayes Trophy

GRAND FINAL - LAP ANALYSIS - Silverstone - 31 October - 1 November 2015

(contd.)

121	Rob BARRABLE	Ray GR10
1 - 1:07.897	6 - 1:02.993	
2 - 1:03.230	7 - 1:02.722	
3 - 1:03.059		
4 - 1:02.641		
5 - 1:02.768		
125	Michael MOYERS	Spectrum 011C
1 - 1:05.564		
2 - 1:02.886		
3 - 1:02.965		
4 - 1:02.564		
5 - 1:02.916		
127	Ivor MCCULLOCH	Van Diemen RF00
1 - 1:08.943	6 - 1:02.817	
2 - 1:02.832	7 - 1:03.243	
3 - 1:03.021		
4 - 1:02.909		
5 - 1:02.832		
128	David MCCULLOCH	Van Diemen RF00
1 - 1:13.157	6 - 1:03.699	
2 - 1:04.287	7 - 1:03.608	
3 - 1:04.222		
4 - 1:03.613		
5 - 1:03.511		
144	Adam QUATERMAINE	Van Diemen RF99
1 - 1:12.657	6 - 1:03.598	
2 - 1:03.943	7 - 1:03.899	
3 - 1:03.859		
4 - 1:03.947		
5 - 1:03.023		

Car 81 - non-starter. Not on restart grid following red flag: 44, 46, 27, 40, 35, 17
Weather/Track: Sun/Dry

Silverstone
Circuit Length = 1.6390 miles.
Start: 16:12 End: 16:20

Walter Hayes Trophy

GRAND FINAL - LAP CHART - Silverstone - 31 October - 1 November 2015

Lap 1			Lap 2			Lap 3			Lap 4			Lap 5		
No	Behind	Laptime	No	Behind	Laptime	No	Behind	Laptime	No	Behind	Laptime	No	Behind	Laptime
125		1:05.564	125		1:02.886	125		1:02.965	125		1:02.564	125		1:02.916
14	0.747	1:06.311	14	0.503	1:02.642	14	0.177	1:02.639	75	1 LAP	1:04.207	71582	47.295	1:02.652
25	0.857	1:06.421	25	0.577	1:02.606	25	0.450	1:02.838	14	0.263	1:02.650	3	0.099	1:02.454
69	1.109	1:06.673	69	0.814	1:02.591	3	0.729	1:02.603	3	0.561	1:02.396	25	0.170	1:02.455
3	1.445	1:07.009	3	1.091	1:02.532	69	1.162	1:03.313	25	0.631	1:02.745	69	0.520	1:02.537
94	1.587	1:07.151	94	1.683	1:02.982	94	1.369	1:02.651	69	0.899	1:02.301	94	0.751	1:02.465
2	1.669	1:07.233	2	1.853	1:03.070	2	1.626	1:02.738	94	1.202	1:02.397	2	1.409	1:02.536
55	1.914	1:07.478	55	2.163	1:03.135	55	2.061	1:02.863	2	1.789	1:02.727	85	1.665	1:02.206
85	2.169	1:07.733	85	2.219	1:02.936	85	2.337	1:03.083	55	2.156	1:02.659	55	2.024	1:02.784
121	2.333	1:07.897	121	2.677	1:03.230	121	2.771	1:03.059	85	2.375	1:02.602	76	2.613	1:02.512
76	2.698	1:08.262	76	2.954	1:03.142	76	2.958	1:02.969	121	2.848	1:02.641	121	2.700	1:02.768
127	3.379	1:08.943	127	3.325	1:02.832	127	3.381	1:03.021	76	3.017	1:02.623	127	3.642	1:02.832
56	3.621	1:09.185	5	5.153	1:03.661	5	5.937	1:03.749	127	3.726	1:02.909	5	6.736	1:02.932
117	4.102	1:09.666	21	6.237	1:03.860	21	6.666	1:03.394	5	6.720	1:03.347	15	7.548	1:03.087
5	4.378	1:09.942	15	6.411	1:03.828	15	6.946	1:03.500	21	7.109	1:03.007	6	8.030	1:03.239
21	5.263	1:10.827	6	6.961	1:03.969	6	7.439	1:03.443	15	7.377	1:02.995	21	8.235	1:04.042
15	5.469	1:11.033	43	6.962	1:04.345	45	8.214	1:03.874	6	7.707	1:02.832	50	9.064	1:02.907
43	5.503	1:11.067	75	7.164	1:04.331	50	8.398	1:03.755	50	9.073	1:03.239	45	10.123	1:03.241
75	5.719	1:11.283	45	7.305	1:03.910	28	8.902	1:03.933	45	9.798	1:04.148	28	10.457	1:03.406
6	5.878	1:11.442	50	7.608	1:03.980	144	9.044	1:03.859	28	9.967	1:03.629	144	10.534	1:03.023
45	6.281	1:11.845	28	7.934	1:04.184	9	9.801	1:04.252	144	10.427	1:03.947	75	10.922	1:03.138
50	6.514	1:12.078	144	8.150	1:03.943	128	10.251	1:04.222	75	10.700	1:04.858	9	11.218	1:03.294
28	6.636	1:12.200	9	8.514	1:04.195	4	14.326	1:03.869	9	10.840	1:03.603	128	11.895	1:03.511
144	7.093	1:12.657	128	8.994	1:04.287	56	14.458	1:06.049	128	11.300	1:03.613	4	16.573	1:03.734
9	7.205	1:12.769	56	11.374	1:10.639	43	21.144	1:17.147P	4	15.755	1:03.993			
128	7.593	1:13.157	4	13.422	1:04.597				56	29.304	1:17.410P			
4	11.711	1:17.275												
19	32.493	1:38.057P												

Car 81 - non-starter. Not on restart grid following red flag: 44, 46, 27, 40, 35, 17
Weather/Track: Sun/Dry

Silverstone
Circuit Length = 1.6390 miles.
Start: 16:12 End: 16:20

Walter Hayes Trophy

GRAND FINAL - LAP CHART - Silverstone - 31 October - 1 November 2015

(contd.)

Lap 6			Lap 7			Lap 8			Lap 9			Lap 10		
No	Behind	Laptime	No	Behind	Laptime	No	Behind	Laptime	No	Behind	Laptime	No	Behind	Laptime
14		1:02.851	14		1:02.496									
3	0.709	1:03.460	3	0.271	1:02.058									
94	1.132	1:03.231	94	1.126	1:02.490									
85	1.314	1:02.499	85	1.226	1:02.408									
55	1.771	1:02.597	55	2.040	1:02.765									
2	1.931	1:03.372	2	2.171	1:02.736									
76	2.748	1:02.985	76	2.988	1:02.736									
121	2.843	1:02.993	121	3.069	1:02.722									
127	3.609	1:02.817	127	4.356	1:03.243									
5	7.340	1:03.454	5	8.687	1:03.843									
15	8.337	1:03.639	6	9.373	1:03.342									
6	8.527	1:03.347	50	9.713	1:03.237									
21	8.898	1:03.513	15	9.714	1:03.873									
50	8.972	1:02.758	21	10.082	1:03.680									
45	10.629	1:03.356	45	11.550	1:03.417									
28	11.199	1:03.592	28	11.851	1:03.148									
144	11.282	1:03.598	144	12.685	1:03.899									
75	11.584	1:03.512	9	12.771	1:03.539									
9	11.728	1:03.360	75	13.119	1:04.031									
128	12.744	1:03.699	25	13.179	1:02.347									
25	13.328	1:16.008	128	13.856	1:03.608									
4	17.511	1:03.788	4	18.662	1:03.647									

Car 81 - non-starter. Not on restart grid following red flag: 44, 46, 27, 40, 35, 17
Weather/Track: Sun/Dry

Silverstone
Circuit Length = 1.6390 miles.
Start: 16:12 End: 16:20