



www.hsc.org.uk

Walter Hayes Trophy Race Meeting



Silverstone National

31 October - 1 November 2015



Timing & Results by MST SYSTEMS Ltd.
www.mstworld.com

© MST SYSTEMS Ltd. 2015

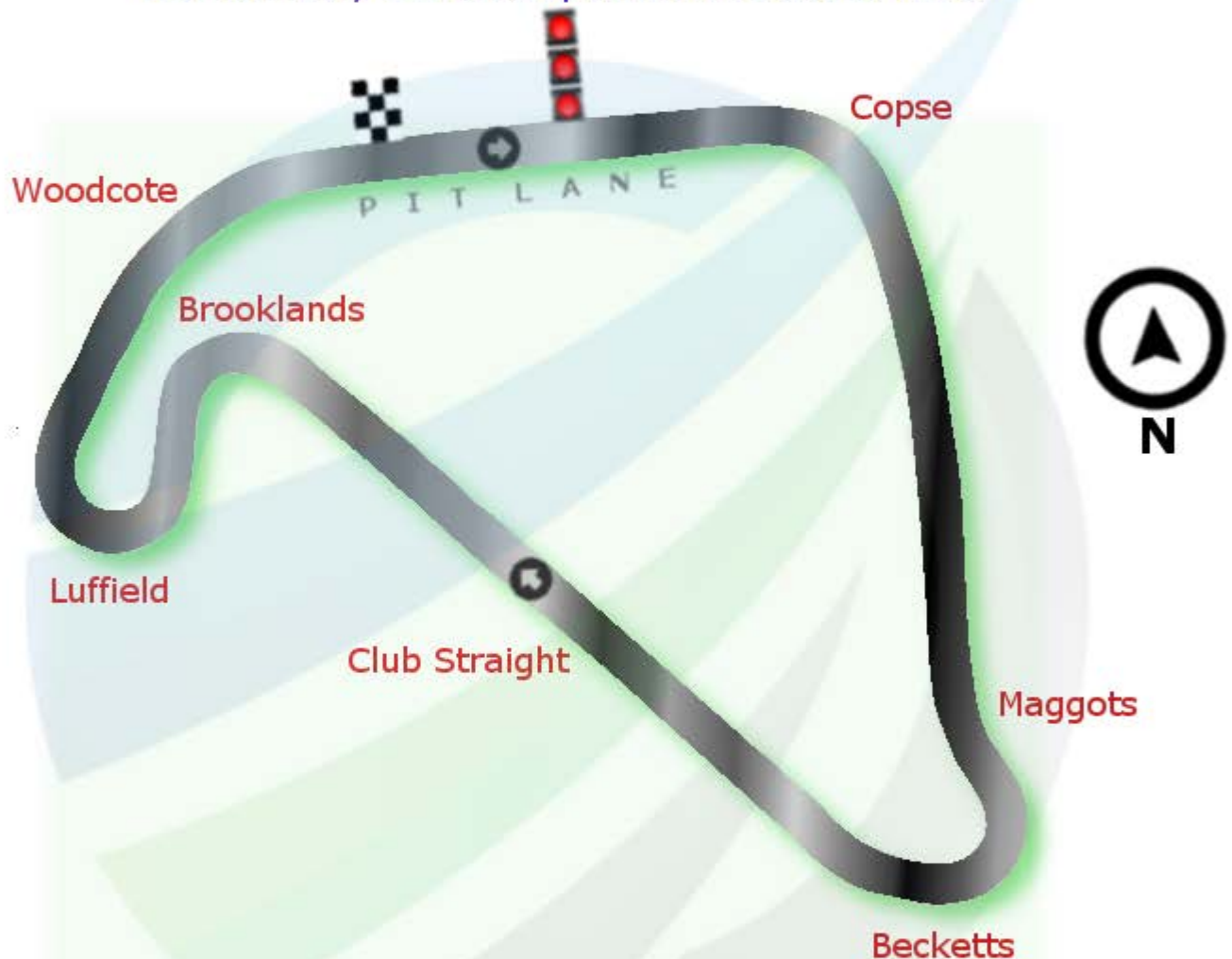
The Haysfield, Spring Lane North, Malvern, Worcestershire, WR14 1GF
Tel: +44 (0) 1684 560614 Fax: +44 (0) 1684 560624 email: motorsport@mstworld.com



www.hsc.org.uk

Silverstone National Circuit

Towcester, Northamptonshire NN12 8TN



Circuit website:

www.silverstone.co.uk

Track Length:

1.6390 miles / 2.6377 km

Pole Position:

Left hand side all starts



Timing & Results by MST SYSTEMS Ltd.

www.mstworld.com

© MST SYSTEMS Ltd. 2015

The Haysfield, Spring Lane North, Malvern, Worcestershire, WR14 1GF
Tel: +44 (0) 1684 560614 Fax: +44 (0) 1684 560624 email: motorsport@mstworld.com

HSCC Historic Formula Ford 2000 Sponsored by Appino
RACE 4 - QUALIFYING - Silverstone - 31 October - 1 November 2015

POS	NO	CL	DRIVER	NAT	CAR	TIME	LAPS	GAP	MPH
1	1	A	Benn SIMMS		Reynard SF77	1:08.228	10		86.48
2	61	A	Callum GRANT		Delta T78	1:08.380	10	0.152	86.28
3	51	A	Graham RIDGWAY		Reynard SF78	1:08.596	10	0.368	86.01
4	27	A	Andrew PARK		Reynard SF81	1:08.721	10	0.493	85.86
5	37	A	Lee BANKHURST		Royale RP30	1:09.548	9	1.320	84.83
6	3	A	Tom SMITH		Royale RP27	1:09.872	10	1.644	84.44
7	15	A	Mick WHITEHEAD		Reynard SF79	1:10.370	9	2.142	83.84
8	75	A	Colin WRIGHT		Reynard SF79	1:10.979	10	2.751	83.12
9	7	A	Robert TUSTING		Delta T70	1:11.999	9	3.771	81.95
10	18	A	Stephen GLASSWELL		Reynard SF79	1:12.411	9	4.183	81.48
11	31	A	Brian MORRIS		Delta T80	1:12.525	9	4.297	81.35
12	50	A	John HAYES-HARLOW		Royale RP30	1:15.173	4	6.945	78.49
13	20	B	David MARGETTS		Dulon MP21	1:16.983	9	8.755	76.64
14	145	A	Robert PEARSON		Delta T80	1:17.727	9	9.499	75.91
15	14	A	Colin MCKAY		Delta T79	1:17.915	9	9.687	75.72
16	10	A	Derek SMITH		Delta T81	1:18.484	8	10.256	75.18
17	28	A	Fraser COLLINS		Lola T580	1:19.222	8	10.994	74.47
18	47	B	Jon RANDALL		Crossle 31F	1:19.554	9	11.326	74.16
19	45	B	John STAPLETON		Lola T580	1:22.123	8	13.895	71.84

Weather/Track: Cloud/Damp

These results are provisional until the conclusion of any judicial and technical matters.

Silverstone
 Circuit Length = 1.6390 miles.
 Start: 09:57 End: 10:07

Clerk of the Course:		Timekeeper:
----------------------	--	-------------

HSCC Historic Formula Ford 2000 Sponsored by Appino

RACE 4 - QUALIFYING LAP ANALYSIS - Silverstone - 31 October - 1 November 2015

1	Benn SIMMS	Reynard SF77
1 - 7:37.004	6 - 1:16.163	
2 - 1:12.057	7 - 1:09.841	
3 - 1:10.505	8 - 1:09.693	
4 - 1:10.736	9 - 1:08.696	
5 - 1:09.629	10 - 1:08.228	
3	Tom SMITH	Royale RP27
1 - 7:36.742	6 - 1:10.733	
2 - 1:14.697	7 - 1:09.872	
3 - 1:12.530	8 - 1:10.906	
4 - 1:19.923	9 - 1:10.468	
5 - 1:11.516	10 - 1:10.076	
7	Robert TUSTING	Delta T70
1 - 7:48.953	6 - 1:13.368	
2 - 1:20.465	7 - 1:13.458	
3 - 1:16.995	8 - 1:13.195	
4 - 1:16.482	9 - 1:11.999	
5 - 1:14.626		
10	Derek SMITH	Delta T81
1 - 7:51.360	6 - 1:18.899	
2 - 1:20.293	7 - 1:39.900	
3 - 1:21.044	8 - 1:20.082	
4 - 1:18.484		
5 - 1:18.840		
14	Colin MCKAY	Delta T79
1 - 7:55.374	6 - 1:18.434	
2 - 1:30.393	7 - 1:18.471	
3 - 1:18.877	8 - 1:18.763	
4 - 1:17.915	9 - 1:18.977	
5 - 1:20.117		
15	Mick WHITEHEAD	Reynard SF79
1 - 7:52.804	6 - 1:11.920	
2 - 1:14.689	7 - 1:10.451	
3 - 1:12.009	8 - 1:10.370	
4 - 1:12.237	9 - 1:11.627	
5 - 1:10.689		

Weather/Track: Cloud/Damp

www.mstworld.com

Page 1 of 4

Silverstone
Circuit Length = 1.6390 miles.
Start: 09:57 End: 10:07

Printed - 10:10 Saturday, 31 October 2015

HSCC Historic Formula Ford 2000 Sponsored by Appino

RACE 4 - QUALIFYING LAP ANALYSIS - Silverstone - 31 October - 1 November 2015

(contd.)

18	Stephen GLASSWELL	Reynard SF79
1 - 7:41.492	6 - 1:14.355	
2 - 1:15.460	7 - 1:12.411	
3 - 1:16.045	8 - 1:13.027	
4 - 1:13.895	9 - 1:12.630	
5 - 1:12.906		
20	David MARGETTS	Dulon MP21
1 - 7:56.709	6 - 1:17.831	
2 - 1:21.943	7 - 1:17.111	
3 - 1:17.587	8 - 1:17.074	
4 - 1:17.953	9 - 1:16.983	
5 - 1:20.290		
27	Andrew PARK	Reynard SF81
1 - 7:35.559	6 - 1:08.891	
2 - 1:09.652	7 - 1:08.918	
3 - 1:09.473	8 - 1:08.830	
4 - 1:09.261	9 - 1:08.983	
5 - 1:08.975	10 - 1:08.721	
28	Fraser COLLINS	Lola T580
1 - 7:55.146	6 - 1:22.158	
2 - 1:25.756	7 - 1:20.869	
3 - 1:20.858	8 - 1:20.525	
4 - 1:19.222		
5 - 1:24.072		
31	Brian MORRIS	Delta T80
1 - 7:43.436	6 - 1:13.367	
2 - 1:15.323	7 - 1:13.133	
3 - 1:14.816	8 - 1:12.633	
4 - 1:14.303	9 - 1:12.525	
5 - 1:13.445		
37	Lee BANKHURST	Royale RP30
1 - 7:41.175	6 - 1:16.749	
2 - 1:12.146	7 - 1:10.127	
3 - 1:10.999	8 - 1:10.765	
4 - 1:26.119	9 - 1:09.548	
5 - 1:10.546		

Weather/Track: Cloud/Damp

HSCC Historic Formula Ford 2000 Sponsored by Appino

RACE 4 - QUALIFYING LAP ANALYSIS - Silverstone - 31 October - 1 November 2015

(contd.)

45	John STAPLETON	Lola T580
1 - 8:04.514	6 - 1:22.578	
2 - 1:47.682	7 - 1:23.328	
3 - 1:30.215	8 - 1:22.123	
4 - 1:26.938		
5 - 1:25.667		
47	Jon RANDALL	Crossle 31F
1 - 7:51.027	6 - 1:21.188	
2 - 1:20.369	7 - 1:20.030	
3 - 1:22.688	8 - 1:21.719	
4 - 1:19.647	9 - 1:19.554	
5 - 1:20.434		
50	John HAYES-HARLOW	Royale RP30
1 - 7:49.468		
2 - 1:17.326		
3 - 1:18.780		
4 - 1:15.173		
51	Graham RIDGWAY	Reynard SF78
1 - 7:48.155	6 - 1:09.339	
2 - 1:12.998	7 - 1:08.596	
3 - 1:11.730	8 - 1:10.414	
4 - 1:10.620	9 - 1:09.173	
5 - 1:10.014	10 - 1:09.466	
61	Callum GRANT	Delta T78
1 - 7:37.756	6 - 1:09.226	
2 - 1:10.561	7 - 1:09.307	
3 - 1:08.954	8 - 1:08.862	
4 - 1:09.224	9 - 1:08.436	
5 - 1:08.597	10 - 1:08.380	
75	Colin WRIGHT	Reynard SF79
1 - 7:39.263	6 - 1:13.182	
2 - 1:12.962	7 - 1:10.979	
3 - 1:12.780	8 - 1:13.249	
4 - 1:12.910	9 - 1:11.148	
5 - 1:12.066	10 - 1:12.712	

Weather/Track: Cloud/Damp

www.mstworld.com

Page 3 of 4

Silverstone
Circuit Length = 1.6390 miles.
Start: 09:57 End: 10:07

Printed - 10:10 Saturday, 31 October 2015

HSCC Historic Formula Ford 2000 Sponsored by Appino

RACE 4 - QUALIFYING LAP ANALYSIS - Silverstone - 31 October - 1 November 2015

(contd.)

145	Robert PEARSON	Delta T80
1 - 8:02.890	6 - 1:19.387	
2 - 1:20.612	7 - 1:19.331	
3 - 1:18.882	8 - 1:18.947	
4 - 1:17.727	9 - 1:18.311	
5 - 1:17.895		

Weather/Track: Cloud/Damp

www.mstworld.com


Page 4 of 4

Silverstone
Circuit Length = 1.6390 miles.
Start: 09:57 End: 10:07

Printed - 10:10 Saturday, 31 October 2015

HSCC Historic Formula Ford 2000 Sponsored by Appino
RACE 4 - STARTING GRID - Silverstone - 31 October - 1 November 2015

ROW 10		45 STAPLETON	
ROW 9	47 RANDALL		28 COLLINS
ROW 8	10 SMITH		14 MCKAY
ROW 7	145 PEARSON		20 MARGETTS
ROW 6	50 HAYES-HARLOW		31 MORRIS
ROW 5	18 GLASSWELL		7 TUSTING
ROW 4	75 WRIGHT		15 WHITEHEAD
ROW 3	3 SMITH		37 BANKHURST
ROW 2	27 PARK		51 RIDGWAY
ROW 1	61 GRANT		1 SIMMS
			POLE



Weather/Track: Cloud/Damp

These results are provisional until the conclusion of any judicial and technical matters.

Silverstone
 Circuit Length = 1.6390 miles.
 Start: 09:57 End: 10:07

Clerk of the Course:

Timekeeper:

HSCC Historic Formula Ford 2000 Sponsored by Appino
RACE 4 - CLASSIFICATION - Silverstone - 31 October - 1 November 2015

POS	NO	CL	DRIVER	NAT	CAR	TIME	LAPS	GAP	MPH	BEST
1	1	A	Benn SIMMS		Reynard SF77	20:47.271	20		94.37	1:01.622
2	27	A	Andrew PARK		Reynard SF81	20:47.586	20	0.315	94.35	1:01.450
3	61	A	Callum GRANT		Delta T78	20:47.976	20	0.705	94.32	1:01.463
4	3	A	Tom SMITH		Royale RP27	20:56.511	20	9.240	93.67	1:01.408
5	37	A	Lee BANKHURST		Royale RP30	21:12.529	20	25.258	92.50	1:02.853
6	51	A	Graham RIDGWAY		Reynard SF78	21:22.655	20	35.384	91.77	1:03.062
7	18	A	Stephen GLASSWELL		Reynard SF79	21:23.697	20	36.426	91.69	1:02.693
8	31	A	Brian MORRIS		Delta T80	20:48.798	19	1 LAP	89.53	1:03.902
9	10	A	Derek SMITH		Delta T81	20:51.372	19	1 LAP	89.34	1:04.168
10	28	A	Fraser COLLINS		Lola T580	20:55.424	19	1 LAP	89.06	1:04.419
11	15	A	Mick WHITEHEAD		Reynard SF79	21:01.923	19	1 LAP	88.60	1:03.302
12	50	A	John HAYES-HARLOW		Royale RP30	21:03.651	19	1 LAP	88.48	1:05.085
13	20	B	David MARGETTS		Dulon MP21	21:25.643	19	1 LAP	86.96	1:05.836
14	14	A	Colin MCKAY		Delta T79	21:26.891	19	1 LAP	86.88	1:06.554
15	45	B	John STAPLETON		Lola T580	20:50.618	18	2 LAPS	84.68	1:07.015
16	47	B	Jon RANDALL		Crossle 31F	21:27.406	18	2 LAPS	82.26	1:08.453
NOT CLASSIFIED										
7	A	Robert TUSTING		Delta T70	17:16.704	16	D.N.F.	90.77	1:03.431	
145	A	Robert PEARSON		Delta T80	17:10.734	15	D.N.F.	85.57	1:06.185	
75	A	Colin WRIGHT		Reynard SF79	3:24.702	3	D.N.F.	85.01	1:06.156	
FASTEST LAP										
3	A	Tom SMITH		Royale RP27	1:01.408	17	96.08mph	154.63kph		
20	B	David MARGETTS		Dulon MP21	1:05.836	18	89.62mph	144.23kph		

Weather/Track: Sun/Dry

These results are provisional until the conclusion of any judicial and technical matters.

Silverstone
 Circuit Length = 1.6390 miles.
 Start: 13:39 End: 14:00

Clerk of the Course:	Timekeeper:
----------------------	-------------

HSCC Historic Formula Ford 2000 Sponsored by Appino
RACE 4 - LAP ANALYSIS - Silverstone - 31 October - 1 November 2015

1	Benn SIMMS	Reynard SF77					
1 -	1:05.608	6 -	1:01.910	11 -	1:01.816	16 -	1:01.758
2 -	1:03.066	7 -	1:01.679	12 -	1:01.705	17 -	1:02.282
3 -	1:02.313	8 -	1:01.661	13 -	1:01.726	18 -	1:04.097
4 -	1:02.121	9 -	1:01.777	14 -	1:02.244	19 -	1:02.751
5 -	1:02.107	10 -	1:01.818	15 -	1:01.622	20 -	1:03.210
3	Tom SMITH	Royale RP27					
1 -	1:09.342	6 -	1:02.826	11 -	1:02.234	16 -	1:01.502
2 -	1:03.816	7 -	1:02.575	12 -	1:01.935	17 -	1:01.408
3 -	1:03.589	8 -	1:03.266	13 -	1:02.016	18 -	1:02.266
4 -	1:03.601	9 -	1:02.302	14 -	1:01.565	19 -	1:01.794
5 -	1:03.011	10 -	1:02.424	15 -	1:03.153	20 -	1:01.886
7	Robert TUSTING	Delta T70					
1 -	1:12.305	6 -	1:04.157	11 -	1:04.439	16 -	1:05.278
2 -	1:05.588	7 -	1:03.701	12 -	1:04.628		
3 -	1:05.025	8 -	1:03.878	13 -	1:03.525		
4 -	1:04.913	9 -	1:03.700	14 -	1:03.431		
5 -	1:04.396	10 -	1:03.742	15 -	1:03.998		
10	Derek SMITH	Delta T81					
1 -	1:14.894	6 -	1:06.545	11 -	1:05.690	16 -	1:04.168
2 -	1:06.936	7 -	1:05.387	12 -	1:04.883	17 -	1:05.163
3 -	1:05.830	8 -	1:04.563	13 -	1:04.703	18 -	1:06.313
4 -	1:05.458	9 -	1:04.673	14 -	1:04.658	19 -	1:05.644
5 -	1:06.172	10 -	1:05.517	15 -	1:04.175		
14	Colin MCKAY	Delta T79					
1 -	1:14.377	6 -	1:07.441	11 -	1:07.648	16 -	1:07.153
2 -	1:08.178	7 -	1:07.565	12 -	1:06.554	17 -	1:08.149
3 -	1:07.736	8 -	1:07.106	13 -	1:07.114	18 -	1:07.633
4 -	1:07.906	9 -	1:07.451	14 -	1:07.474	19 -	1:06.930
5 -	1:07.052	10 -	1:06.761	15 -	1:06.663		
15	Mick WHITEHEAD	Reynard SF79					
1 -	1:08.991	6 -	1:03.792	11 -	1:03.740	16 -	1:03.534
2 -	1:04.082	7 -	1:03.901	12 -	1:03.476	17 -	1:03.318
3 -	1:04.471	8 -	1:04.316	13 -	1:03.522	18 -	1:04.237
4 -	1:04.325	9 -	1:03.777	14 -	1:03.992	19 -	1:47.208P
5 -	1:04.376	10 -	1:03.302	15 -	1:03.563		

Weather/Track: Sun/Dry

www.mstworld.com

Page 1 of 4

Silverstone
 Circuit Length = 1.6390 miles.
 Start: 13:39 End: 14:00

Printed - 14:03 Saturday, 31 October 2015

HSCC Historic Formula Ford 2000 Sponsored by Appino
RACE 4 - LAP ANALYSIS - Silverstone - 31 October - 1 November 2015
 (contd.)

18	Stephen GLASSWELL	Reynard SF79		
1 - 1:12.519	6 - 1:03.922	11 - 1:04.026	16 - 1:02.791	
2 - 1:07.909	7 - 1:03.639	12 - 1:03.624	17 - 1:02.693	
3 - 1:04.883	8 - 1:02.793	13 - 1:03.282	18 - 1:02.960	
4 - 1:04.242	9 - 1:03.719	14 - 1:02.778	19 - 1:03.353	
5 - 1:04.359	10 - 1:03.669	15 - 1:02.848	20 - 1:03.688	
20	David MARGETTS	Dulon MP21		
1 - 1:16.956	6 - 1:07.012	11 - 1:08.380	16 - 1:06.914	
2 - 1:07.409	7 - 1:07.447	12 - 1:06.011	17 - 1:07.508	
3 - 1:06.544	8 - 1:07.018	13 - 1:06.890	18 - 1:05.836	
4 - 1:07.876	9 - 1:07.493	14 - 1:07.820	19 - 1:07.712	
5 - 1:07.555	10 - 1:06.524	15 - 1:06.738		
27	Andrew PARK	Reynard SF81		
1 - 1:06.576	6 - 1:01.939	11 - 1:01.450	16 - 1:01.603	
2 - 1:03.041	7 - 1:01.895	12 - 1:01.732	17 - 1:01.745	
3 - 1:02.549	8 - 1:01.787	13 - 1:01.607	18 - 1:04.295	
4 - 1:02.111	9 - 1:02.177	14 - 1:02.061	19 - 1:02.458	
5 - 1:02.127	10 - 1:01.604	15 - 1:01.761	20 - 1:03.068	
28	Fraser COLLINS	Lola T580		
1 - 1:15.454	6 - 1:06.160	11 - 1:05.279	16 - 1:04.764	
2 - 1:07.203	7 - 1:05.799	12 - 1:04.929	17 - 1:06.543	
3 - 1:06.480	8 - 1:04.847	13 - 1:05.125	18 - 1:06.317	
4 - 1:06.179	9 - 1:05.220	14 - 1:04.581	19 - 1:06.005	
5 - 1:05.310	10 - 1:04.419	15 - 1:04.810		
31	Brian MORRIS	Delta T80		
1 - 1:12.427	6 - 1:04.767	11 - 1:04.301	16 - 1:04.562	
2 - 1:06.692	7 - 1:03.902	12 - 1:05.128	17 - 1:04.462	
3 - 1:05.611	8 - 1:04.060	13 - 1:13.990	18 - 1:05.726	
4 - 1:04.558	9 - 1:04.880	14 - 1:05.383	19 - 1:05.904	
5 - 1:04.137	10 - 1:03.978	15 - 1:04.330		
37	Lee BANKHURST	Royale RP30		
1 - 1:07.620	6 - 1:03.118	11 - 1:02.893	16 - 1:03.224	
2 - 1:04.214	7 - 1:03.751	12 - 1:03.235	17 - 1:03.888	
3 - 1:03.386	8 - 1:03.632	13 - 1:03.157	18 - 1:04.512	
4 - 1:03.379	9 - 1:03.628	14 - 1:02.863	19 - 1:03.187	
5 - 1:03.119	10 - 1:03.683	15 - 1:02.853	20 - 1:03.187	

Weather/Track: Sun/Dry

www.mstworld.com

Page 2 of 4

Silverstone
 Circuit Length = 1.6390 miles.
 Start: 13:39 End: 14:00

Printed - 14:03 Saturday, 31 October 2015

HSCC Historic Formula Ford 2000 Sponsored by Appino
RACE 4 - LAP ANALYSIS - Silverstone - 31 October - 1 November 2015
 (contd.)

45	John STAPLETON	Lola T580					
1 -	1:21.287	6 -	1:08.315	11 -	1:07.887	16 -	1:08.740
2 -	1:12.515	7 -	1:07.015	12 -	1:09.291	17 -	1:07.900
3 -	1:10.579	8 -	1:09.685	13 -	1:07.689	18 -	1:10.730
4 -	1:09.353	9 -	1:07.586	14 -	1:07.764		
5 -	1:08.496	10 -	1:08.057	15 -	1:07.729		
47	Jon RANDALL	Crossle 31F					
1 -	1:36.459	6 -	1:12.192	11 -	1:08.453	16 -	1:09.491
2 -	1:11.436	7 -	1:11.274	12 -	1:08.896	17 -	1:09.085
3 -	1:10.858	8 -	1:10.215	13 -	1:09.086	18 -	1:10.330
4 -	1:10.876	9 -	1:09.234	14 -	1:08.506		
5 -	1:11.856	10 -	1:10.593	15 -	1:08.566		
50	John HAYES-HARLOW	Royale RP30					
1 -	1:12.306	6 -	1:06.283	11 -	1:05.085	16 -	1:05.706
2 -	1:06.790	7 -	1:06.505	12 -	1:06.627	17 -	1:06.828
3 -	1:06.868	8 -	1:05.151	13 -	1:05.150	18 -	1:06.090
4 -	1:06.468	9 -	1:05.790	14 -	1:05.813	19 -	1:05.859
5 -	1:06.680	10 -	1:05.457	15 -	1:08.195		
51	Graham RIDGWAY	Reynard SF78					
1 -	1:07.497	6 -	1:04.008	11 -	1:03.661	16 -	1:03.147
2 -	1:05.065	7 -	1:04.259	12 -	1:03.317	17 -	1:03.062
3 -	1:04.072	8 -	1:03.793	13 -	1:03.883	18 -	1:03.770
4 -	1:04.703	9 -	1:05.212	14 -	1:03.594	19 -	1:04.133
5 -	1:04.115	10 -	1:04.084	15 -	1:03.563	20 -	1:03.717
61	Callum GRANT	Delta T78					
1 -	1:06.146	6 -	1:01.863	11 -	1:01.707	16 -	1:01.486
2 -	1:02.742	7 -	1:02.131	12 -	1:02.444	17 -	1:02.300
3 -	1:02.388	8 -	1:01.841	13 -	1:01.463	18 -	1:04.153
4 -	1:02.258	9 -	1:01.881	14 -	1:01.787	19 -	1:02.930
5 -	1:01.889	10 -	1:01.478	15 -	1:01.509	20 -	1:03.580
75	Colin WRIGHT	Reynard SF79					
1 -	1:11.883						
2 -	1:06.663						
3 -	1:06.156						

Weather/Track: Sun/Dry

www.mstworld.com

Page 3 of 4

Silverstone
 Circuit Length = 1.6390 miles.
 Start: 13:39 End: 14:00

Printed - 14:03 Saturday, 31 October 2015

HSCC Historic Formula Ford 2000 Sponsored by Appino
RACE 4 - LAP ANALYSIS - Silverstone - 31 October - 1 November 2015
(contd.)

145	Robert PEARSON	Delta T80
1 - 1:14.224	6 - 1:06.685	11 - 1:07.311
2 - 1:07.315	7 - 1:06.489	12 - 1:07.354
3 - 1:07.163	8 - 1:06.399	13 - 1:10.316
4 - 1:06.185	9 - 1:06.338	14 - 1:12.911
5 - 1:06.773	10 - 1:06.432	15 - 1:18.839P

Weather/Track: Sun/Dry

www.mstworld.com

Page 4 of 4

Silverstone
Circuit Length = 1.6390 miles.
Start: 13:39 End: 14:00

Printed - 14:03 Saturday, 31 October 2015

HSCC Historic Formula Ford 2000 Sponsored by Appino
RACE 4 - LAP CHART - Silverstone - 31 October - 1 November 2015

Lap 1			Lap 2			Lap 3			Lap 4			Lap 5		
No	Behind	Laptime	No	Behind	Laptime	No	Behind	Laptime	No	Behind	Laptime	No	Behind	Laptime
1		1:05.608	1		1:03.066	1		1:02.313	1		1:02.121	1		1:02.107
61	0.538	1:06.146	61	0.214	1:02.742	61	0.289	1:02.388	61	0.426	1:02.258	61	0.208	1:01.889
27	0.968	1:06.576	27	0.943	1:03.041	27	1.179	1:02.549	27	1.169	1:02.111	27	1.189	1:02.127
51	1.889	1:07.497	37	3.160	1:04.214	37	4.233	1:03.386	37	5.491	1:03.379	37	6.503	1:03.119
37	2.012	1:07.620	51	3.888	1:05.065	51	5.647	1:04.072	3	7.240	1:03.601	3	8.144	1:03.011
15	3.383	1:08.991	15	4.399	1:04.082	3	5.760	1:03.589	51	8.229	1:04.703	51	10.237	1:04.115
3	3.734	1:09.342	3	4.484	1:03.816	15	6.557	1:04.471	15	8.761	1:04.325	15	11.030	1:04.376
75	6.275	1:11.883	7	9.219	1:05.588	7	11.931	1:05.025	7	14.723	1:04.913	7	17.012	1:04.396
50	6.698	1:12.306	75	9.872	1:06.663	75	13.715	1:06.156	31	16.180	1:04.558	31	18.210	1:04.137
7	6.697	1:12.305	50	10.422	1:06.790	31	13.743	1:05.611	18	16.445	1:04.242	18	18.697	1:04.359
31	6.819	1:12.427	31	10.445	1:06.692	18	14.324	1:04.883	50	19.324	1:06.468	50	23.897	1:06.680
18	6.911	1:12.519	18	11.754	1:07.909	50	14.977	1:06.868	10	20.010	1:05.458	10	24.075	1:06.172
145	8.616	1:14.224	145	12.865	1:07.315	10	16.673	1:05.830	145	21.779	1:06.185	28	25.411	1:05.310
14	8.769	1:14.377	10	13.156	1:06.936	145	17.715	1:07.163	28	22.208	1:06.179	145	26.445	1:06.773
10	9.286	1:14.894	14	13.881	1:08.178	28	18.150	1:06.480	14	25.089	1:07.906	14	30.034	1:07.052
28	9.846	1:15.454	28	13.983	1:07.203	14	19.304	1:07.736	20	25.677	1:07.876	20	31.125	1:07.555
20	11.348	1:16.956	20	15.691	1:07.409	20	19.922	1:06.544	45	40.626	1:09.353	45	47.015	1:08.496
45	15.679	1:21.287	45	25.128	1:12.515	45	33.394	1:10.579	47	56.521	1:10.876			
47	30.851	1:36.459	47	39.221	1:11.436	47	47.766	1:10.858						

Weather/Track: Sun/Dry

www.mstworld.com

Page 1 of 4

Silverstone
 Circuit Length = 1.6390 miles.
 Start: 13:39 End: 14:00

Printed - 14:02 Saturday, 31 October 2015

HSCC Historic Formula Ford 2000 Sponsored by Appino
RACE 4 - LAP CHART - Silverstone - 31 October - 1 November 2015
 (contd.)

Lap 6			Lap 7			Lap 8			Lap 9			Lap 10		
No	Behind	Laptime	No	Behind	Laptime	No	Behind	Laptime	No	Behind	Laptime	No	Behind	Laptime
1		1:01.910	1		1:01.679	1		1:01.661	1		1:01.777	1		1:01.818
61	0.161	1:01.863	61	0.613	1:02.131	61	0.793	1:01.841	61	0.897	1:01.881	61	0.557	1:01.478
27	1.218	1:01.939	27	1.434	1:01.895	27	1.560	1:01.787	27	1.960	1:02.177	27	1.746	1:01.604
47	1 LAP	1:11.856	37	9.783	1:03.751	3	11.561	1:03.266	45	1 LAP	1:09.685	45	1 LAP	1:07.586
37	7.711	1:03.118	3	9.956	1:02.575	37	11.754	1:03.632	3	12.086	1:02.302	3	12.692	1:02.424
3	9.060	1:02.826	47	1 LAP	1:12.192	51	17.047	1:03.793	37	13.605	1:03.628	37	15.470	1:03.683
51	12.335	1:04.008	51	14.915	1:04.259	15	17.789	1:04.316	15	19.789	1:03.777	15	21.273	1:03.302
15	12.912	1:03.792	15	15.134	1:03.901	7	23.498	1:03.878	51	20.482	1:05.212	51	22.748	1:04.084
7	19.259	1:04.157	7	21.281	1:03.701	18	23.801	1:02.793	7	25.421	1:03.700	7	27.345	1:03.742
18	20.709	1:03.922	18	22.669	1:03.639	47	1 LAP	1:11.274	18	25.743	1:03.719	18	27.594	1:03.669
31	21.067	1:04.767	31	23.290	1:03.902	31	25.689	1:04.060	31	28.792	1:04.880	31	30.952	1:03.978
50	28.270	1:06.283	10	32.418	1:05.387	10	35.320	1:04.563	47	1 LAP	1:10.215	47	1 LAP	1:09.234
10	28.710	1:06.545	50	33.096	1:06.505	50	36.586	1:05.151	10	38.216	1:04.673	10	41.915	1:05.517
28	29.661	1:06.160	28	33.781	1:05.799	28	36.967	1:04.847	28	40.410	1:05.220	28	43.011	1:04.419
145	31.220	1:06.685	145	36.030	1:06.489	145	40.768	1:06.399	50	40.599	1:05.790	50	44.238	1:05.457
14	35.565	1:07.441	14	41.451	1:07.565	14	46.896	1:07.106	145	45.329	1:06.338	145	49.943	1:06.432
20	36.227	1:07.012	20	41.995	1:07.447	20	47.352	1:07.018	14	52.570	1:07.451	14	57.513	1:06.761
45	53.420	1:08.315	45	58.756	1:07.015				20	53.068	1:07.493	20	57.774	1:06.524

Weather/Track: Sun/Dry

www.mstworld.com

Page 2 of 4

Silverstone
 Circuit Length = 1.6390 miles.
 Start: 13:39 End: 14:00

Printed - 14:02 Saturday, 31 October 2015

HSCC Historic Formula Ford 2000 Sponsored by Appino
RACE 4 - LAP CHART - Silverstone - 31 October - 1 November 2015
 (contd.)

Lap 11			Lap 12			Lap 13			Lap 14			Lap 15		
No	Behind	Laptime	No	Behind	Laptime	No	Behind	Laptime	No	Behind	Laptime	No	Behind	Laptime
1		1:01.816	1		1:01.705	1		1:01.726	1		1:02.244	1		1:01.622
61	0.448	1:01.707	61	1.187	1:02.444	61	0.924	1:01.463	61	0.467	1:01.787	61	0.354	1:01.509
27	1.380	1:01.450	27	1.407	1:01.732	27	1.288	1:01.607	47	2 LAPS	1:08.896	27	1.244	1:01.761
3	13.110	1:02.234	14	1 LAP	1:07.648	14	1 LAP	1:06.554	27	1.105	1:02.061	47	2 LAPS	1:09.086
37	16.547	1:02.893	20	1 LAP	1:08.380	20	1 LAP	1:06.011	145	1 LAP	1:10.316	3	14.482	1:03.153
45	1 LAP	1:08.057	3	13.340	1:01.935	3	13.630	1:02.016	14	1 LAP	1:07.114	14	1 LAP	1:07.474
15	23.197	1:03.740	37	18.077	1:03.235	37	19.508	1:03.157	20	1 LAP	1:06.890	20	1 LAP	1:07.820
51	24.593	1:03.661	45	1 LAP	1:07.887	15	26.764	1:03.522	3	12.951	1:01.565	145	1 LAP	1:12.911
18	29.804	1:04.026	15	24.968	1:03.476	51	28.362	1:03.883	37	20.127	1:02.863	37	21.358	1:02.853
7	29.968	1:04.439	51	26.205	1:03.317	45	1 LAP	1:09.291	15	28.512	1:03.992	15	30.453	1:03.563
31	33.437	1:04.301	18	31.723	1:03.624	18	33.279	1:03.282	51	29.712	1:03.594	51	31.653	1:03.563
10	45.789	1:05.690	7	32.891	1:04.628	7	34.690	1:03.525	18	33.813	1:02.778	18	35.039	1:02.848
28	46.474	1:05.279	31	36.860	1:05.128	31	49.124	1:13.990	7	35.877	1:03.431	7	38.253	1:03.998
50	47.507	1:05.085	10	48.967	1:04.883	10	51.944	1:04.703	45	1 LAP	1:07.689	45	1 LAP	1:07.764
47	1 LAP	1:10.593	28	49.698	1:04.929	28	53.097	1:05.125	31	52.263	1:05.383	31	54.971	1:04.330
145	55.438	1:07.311	50	52.429	1:06.627	50	55.853	1:05.150	10	54.358	1:04.658	10	56.911	1:04.175
			47	1 LAP	1:08.453				28	55.434	1:04.581	28	58.622	1:04.810
			145	1:01.087	1:07.354				50	59.422	1:05.813			

Weather/Track: Sun/Dry

www.mstworld.com

Silverstone
 Circuit Length = 1.6390 miles.
 Start: 13:39 End: 14:00

HSCC Historic Formula Ford 2000 Sponsored by Appino
RACE 4 - LAP CHART - Silverstone - 31 October - 1 November 2015
 (contd.)

Lap 16			Lap 17			Lap 18			Lap 19			Lap 20		
No	Behind	Laptime	No	Behind	Laptime	No	Behind	Laptime	No	Behind	Laptime	No	Behind	Laptime
1		1:01.758	1		1:02.282	1		1:04.097	1		1:02.751	1		1:03.210
61	0.082	1:01.486	61	0.100	1:02.300	61	0.156	1:04.153	61	0.335	1:02.930	27	0.315	1:03.068
27	1.089	1:01.603	27	0.552	1:01.745	27	0.750	1:04.295	27	0.457	1:02.458	61	0.705	1:03.580
50	1 LAP	1:08.195	50	1 LAP	1:05.706	28	1 LAP	1:06.543	10	1 LAP	1:06.313	31	1 LAP	1:05.904
3	14.226	1:01.502	3	13.352	1:01.408	50	1 LAP	1:06.828	28	1 LAP	1:06.317	45	2 LAPS	1:10.730
47	2 LAPS	1:08.506	47	2 LAPS	1:08.566	3	11.521	1:02.266	3	10.564	1:01.794	10	1 LAP	1:05.644
14	1 LAP	1:06.663	37	24.430	1:03.888	37	24.845	1:04.512	50	1 LAP	1:06.090	28	1 LAP	1:06.005
20	1 LAP	1:06.738	14	1 LAP	1:07.153	47	2 LAPS	1:09.491	37	25.281	1:03.187	3	9.240	1:01.886
37	22.824	1:03.224	20	1 LAP	1:06.914	20	1 LAP	1:07.508	47	2 LAPS	1:09.085	15	1 LAP	1:47.208P
15	32.229	1:03.534	15	33.265	1:03.318	14	1 LAP	1:08.149	20	1 LAP	1:05.836	50	1 LAP	1:05.859
51	33.042	1:03.147	51	33.822	1:03.062	15	33.405	1:04.237	51	34.877	1:04.133	37	25.258	1:03.187
145	1 LAP	1:18.839P	18	36.483	1:02.693	51	33.495	1:03.770	14	1 LAP	1:07.633	51	35.384	1:03.717
18	36.072	1:02.791	45	1 LAP	1:08.740	18	35.346	1:02.960	18	35.948	1:03.353	18	36.426	1:03.688
7	41.773	1:05.278	31	59.955	1:04.462	45	1 LAP	1:07.900				20	1 LAP	1:07.712
45	1 LAP	1:07.729	10	1:02.202	1:05.163	31	1:01.584	1:05.726				14	1 LAP	1:06.930
31	57.775	1:04.562										47	2 LAPS	1:10.330
10	59.321	1:04.168												
28	1:01.628	1:04.764												

Weather/Track: Sun/Dry

www.mstworld.com

Silverstone
 Circuit Length = 1.6390 miles.
 Start: 13:39 End: 14:00

HSCC 50Km Closed Wheel Scratch Race

RACE 7 - QUALIFYING - Silverstone - 31 October - 1 November 2015

POS	NO	CL	DRIVER	NAT	CAR	TIME	LAPS	GAP	MPH
1	49	SR	Michael SCHRYVER		Chevron B6	1:11.419	9		82.61
2	78	INV	Myles CASTALDINI		Davrian Mk8	1:11.646	8	0.227	82.35
3	52	SR	George DAWS		Merlyn Mk6	1:14.248	9	2.829	79.46
4	69	CC	Alan DAVENPORT		Mallock Mk18	1:14.703	9	3.284	78.98
5	37	TC	Mike GARDINER		Ford Falcon	1:15.407	9	3.988	78.24
6	117	INV	Iain MCBAY		Davrian Mk8	1:15.423	8	4.004	78.23
7	149	GT	Chris WOODGATE		Elva Courier	1:16.331	9	4.912	77.30
8	32	INV	Nic STRONG		Opel Ascona	1:17.014	9	5.595	76.61
9	46	GT	Bruce CHAMBERS		Elva Courier Mk4T	1:17.138	6	5.719	76.49
10	175	RS	Max WHITEHOUSE		MG Midget Sebring	1:17.712	8	6.293	75.92
11	7	INV	Mike LUCK		Chevrolet Camaro	1:17.913	8	6.494	75.73
12	62	RS	Jim GATHERCOLE		Lotus Elan	1:18.345	8	6.926	75.31
13	68	RS	Jon WAGSTAFF		Alfa Romeo 2000 GTV	1:18.838	8	7.419	74.84
14	17	RS	Steve MOORE		Alfa Romeo 2000 GTV	1:19.095	8	7.676	74.59
15	86	INV	John HUTCHISON		Reliant Scimitar SE5A	1:19.267	8	7.848	74.43
16	11	GT	Chas MALLARD		Ford Mustang	1:19.521	8	8.102	74.19
17	60	RS	Dickon PARNELL		Triumph GT6 Mk2	1:19.677	5	8.258	74.05
18	26	INV	Peter BARNARD		Elva Courier Mk4	1:19.965	8	8.546	73.78
19	115	GT	Nigel WINCHESTER		Ginetta G4	1:20.348	8	8.929	73.43
20	77	TC	Christopher SANDERS		Ford Lotus Cortina	1:20.826	7	9.407	73.00
21	57	TC	David HALL		Ford Cortina Mk1 Lotus	1:21.254	8	9.835	72.61
22	4	TC	Will DICK		Morris Mini	1:21.282	8	9.863	72.59
23	56	GT	Peter LANFRANCHI		Jaguar E-Type	1:21.299	8	9.880	72.57
24	41	GT	Nik SPENCER		MG B	1:21.717	8	10.298	72.20
25	29	RS	Mark LAWTON		Porsche 924	1:22.005	8	10.586	71.95
26	23	RS	Will MORTON		Alfa Romeo Alfetta GTV	1:22.440	8	11.021	71.57
27	14	INV	Peter LESLIE		MG B	1:26.440	7	15.021	68.26
28	18	TC	Steve DUNNE		Austin A35	1:27.550	5	16.131	67.39
29	8	TC	Tim BISHOP		DKW F12	1:29.911	7	18.492	65.62
30	90	TC	Michael RYMAN		DKW 3 - 6	1:31.651	7	20.232	64.37

Car 115 needs a working transponder - Reg Q.12.2.1 refers. 26, 56 & 78 have low batteries.

Weather/Track: Cloud/Damp

These results are provisional until the conclusion of any judicial and technical matters.

Silverstone

Circuit Length = 1.6390 miles.

Start: 11:00 End: 11:10

Clerk of the Course:		Timekeeper:
----------------------	--	-------------

HSCC 50Km Closed Wheel Scratch Race

RACE 7 - QUALIFYING LAP ANALYSIS - Silverstone - 31 October - 1 November 2015

4	Will DICK	Morris Mini
1 - X:00.000	6 - 1:22.529	
2 - 1:33.410	7 - 1:21.935	
3 - 1:25.317	8 - 1:21.282	
4 - 1:23.175		
5 - 1:21.842		
7	Mike LUCK	Chevrolet Camaro
1 - X:00.000	6 - 1:18.754	
2 - 1:30.916	7 - 1:20.554	
3 - 1:22.234	8 - 1:19.139	
4 - 1:20.168		
5 - 1:17.913		
8	Tim BISHOP	DKW F12
1 - X:00.000	6 - 1:30.509	
2 - 1:36.298	7 - 1:29.911	
3 - 1:32.589		
4 - 1:33.787		
5 - 1:33.634		
11	Chas MALLARD	Ford Mustang
1 - X:00.000	6 - 1:20.659	
2 - 1:29.788	7 - 1:22.715	
3 - 1:23.341	8 - 1:19.521	
4 - 1:21.469		
5 - 1:20.969		
14	Peter LESLIE	MG B
1 - X:00.000	6 - 1:30.033	
2 - 1:33.291	7 - 1:26.440	
3 - 1:44.771		
4 - 2:01.360		
5 - 1:29.043		
17	Steve MOORE	Alfa Romeo 2000 GTV
1 - X:00.000	6 - 1:20.017	
2 - 1:31.252	7 - 1:19.095	
3 - 1:27.273	8 - 1:19.271	
4 - 1:21.757		
5 - 1:21.288		

Car 115 needs a working transponder - Reg Q.12.2.1 refers. 26, 56 & 78 have low batteries.

Weather/Track: Cloud/Damp

Silverstone
Circuit Length = 1.6390 miles.
Start: 11:00 End: 11:10

HSCC 50Km Closed Wheel Scratch Race

RACE 7 - QUALIFYING LAP ANALYSIS - Silverstone - 31 October - 1 November 2015

(contd.)

18	Steve DUNNE	Austin A35
1 - X:00.000		
2 - 1:34.836		
3 - 1:30.225		
4 - 1:27.550		
5 - 1:27.595		
23	Will MORTON	Alfa Romeo Alfetta GTV
1 - X:00.000	6 - 1:22.440	
2 - 1:30.506	7 - 1:23.082	
3 - 1:27.630	8 - 1:23.138	
4 - 1:25.325		
5 - 1:25.871		
26	Peter BARNARD	Elva Courier Mk4
1 - X:00.000	6 - 1:23.291	
2 - 1:24.993	7 - 1:19.965	
3 - 1:22.055	8 - 1:20.293	
4 - 1:25.157		
5 - 1:21.512		
29	Mark LAWTON	Porsche 924
1 - X:00.000	6 - 1:22.005	
2 - 1:29.119	7 - 1:22.120	
3 - 1:30.615	8 - 1:22.939	
4 - 1:23.097		
5 - 1:22.545		
32	Nic STRONG	Opel Ascona
1 - X:00.000	6 - 1:17.204	
2 - 1:24.010	7 - 1:17.014	
3 - 1:20.626	8 - 1:17.204	
4 - 1:19.463	9 - 1:18.389	
5 - 1:17.861		
37	Mike GARDINER	Ford Falcon
1 - X:00.000	6 - 1:17.207	
2 - 1:19.873	7 - 1:15.904	
3 - 1:17.790	8 - 1:15.407	
4 - 1:17.128	9 - 1:17.759	
5 - 1:19.225		

Car 115 needs a working transponder - Reg Q.12.2.1 refers. 26, 56 & 78 have low batteries.

Weather/Track: Cloud/Damp

Silverstone
Circuit Length = 1.6390 miles.
Start: 11:00 End: 11:10

HSCC 50Km Closed Wheel Scratch Race

RACE 7 - QUALIFYING LAP ANALYSIS - Silverstone - 31 October - 1 November 2015

(contd.)

41	Nik SPENCER	MG B
1 - X:00.000	6 - 1:21.717	
2 - 1:33.251	7 - 1:23.307	
3 - 1:25.658	8 - 1:21.785	
4 - 1:23.472		
5 - 1:22.573		
46	Bruce CHAMBERS	Elva Courier Mk4T
1 - X:00.000	6 - 1:36.300P	
2 - 1:23.246		
3 - 1:22.142		
4 - 1:19.045		
5 - 1:17.138		
49	Michael SCHRYVER	Chevron B6
1 - X:00.000	6 - 1:14.182	
2 - 1:16.537	7 - 1:11.419	
3 - 1:14.548	8 - 1:13.616	
4 - 1:13.395	9 - 1:15.288	
5 - 1:14.304		
52	George DAWS	Merlyn Mk6
1 - X:00.000	6 - 1:17.491	
2 - 1:22.897	7 - 1:14.881	
3 - 1:21.332	8 - 1:15.030	
4 - 1:20.689	9 - 1:14.248	
5 - 1:19.815		
56	Peter LANFRANCHI	Jaguar E-Type
1 - X:00.000	6 - 1:23.362	
2 - 1:35.073	7 - 1:22.529	
3 - 1:27.420	8 - 1:21.299	
4 - 1:26.681		
5 - 1:25.372		
57	David HALL	Ford Cortina Mk1 Lotus
1 - X:00.000	6 - 1:21.254	
2 - 1:28.490	7 - 1:21.737	
3 - 1:25.878	8 - 1:23.096	
4 - 1:24.376		
5 - 1:21.779		

Car 115 needs a working transponder - Reg Q.12.2.1 refers. 26, 56 & 78 have low batteries.

Weather/Track: Cloud/Damp

Silverstone
Circuit Length = 1.6390 miles.
Start: 11:00 End: 11:10

HSCC 50Km Closed Wheel Scratch Race

RACE 7 - QUALIFYING LAP ANALYSIS - Silverstone - 31 October - 1 November 2015

(contd.)

60	Dickon PARNELL	Triumph GT6 Mk2
1 - X:00.000		
2 - 1:26.760		
3 - 1:23.194		
4 - 1:20.646		
5 - 1:19.677		
62	Jim GATHERCOLE	Lotus Elan
1 - X:00.000	6 - 1:18.711	
2 - 1:29.208	7 - 1:19.087	
3 - 1:30.158	8 - 1:18.345	
4 - 1:22.063		
5 - 1:21.591		
68	Jon WAGSTAFF	Alfa Romeo 2000 GTV
1 - X:00.000	6 - 1:19.979	
2 - 1:32.643	7 - 1:18.838	
3 - 1:23.719	8 - 1:18.950	
4 - 1:20.735		
5 - 1:20.507		
69	Alan DAVENPORT	Mallock Mk18
1 - X:00.000	6 - 1:15.254	
2 - 1:19.331	7 - 1:14.901	
3 - 1:16.290	8 - 1:15.128	
4 - 1:16.580	9 - 1:14.703	
5 - 1:22.043		
77	Christopher SANDERS	Ford Lotus Cortina
1 - X:00.000	6 - 1:34.538P	
2 - 1:23.673	7 - 2:46.841	
3 - 1:22.418		
4 - 1:21.724		
5 - 1:20.826		
78	Myles CASTALDINI	Davrian Mk8
1 - X:00.000	6 - 1:12.111	
2 - 1:19.533	7 - 1:14.150	
3 - 1:17.531	8 - 1:11.646	
4 - 1:13.323		
5 - 1:11.717		

Car 115 needs a working transponder - Reg Q.12.2.1 refers. 26, 56 & 78 have low batteries.

Weather/Track: Cloud/Damp

Silverstone
Circuit Length = 1.6390 miles.
Start: 11:00 End: 11:10

HSCC 50Km Closed Wheel Scratch Race

RACE 7 - QUALIFYING LAP ANALYSIS - Silverstone - 31 October - 1 November 2015

(contd.)

86	John HUTCHISON	Reliant Scimitar SE5A
1 - X:00.000	6 - 1:19.267	
2 - 1:33.986	7 - 1:20.499	
3 - 1:24.745	8 - 1:22.094	
4 - 1:21.064		
5 - 1:19.580		
90	Michael RYMAN	DKW 3 - 6
1 - X:00.000	6 - 1:31.733	
2 - 1:35.756	7 - 1:32.880	
3 - 1:34.012		
4 - 1:32.452		
5 - 1:31.651		
115	Nigel WINCHESTER	Ginetta G4
1 - X:00.000	6 - 1:20.848	
2 - 1:30.138	7 - 1:20.724	
3 - 1:23.151	8 - 1:20.348	
4 - 1:21.601		
5 - 1:21.503		
117	Iain MCBAY	Davrian Mk8
1 - X:00.000	6 - 1:16.308	
2 - 1:26.806	7 - 1:15.423	
3 - 1:26.500	8 - 1:19.639	
4 - 1:18.806		
5 - 1:16.719		
149	Chris WOODGATE	Elva Courier
1 - X:00.000	6 - 1:19.801	
2 - 1:22.969	7 - 1:18.060	
3 - 1:20.978	8 - 1:16.768	
4 - 1:19.267	9 - 1:16.331	
5 - 1:21.283		
175	Max WHITEHOUSE	MG Midget Sebring
1 - X:00.000	6 - 1:17.712	
2 - 1:38.393	7 - 1:18.774	
3 - 1:21.861	8 - 1:17.894	
4 - 1:18.231		
5 - 1:20.216		

Car 115 needs a working transponder - Reg Q.12.2.1 refers. 26, 56 & 78 have low batteries.


Weather/Track: Cloud/Damp

Silverstone
Circuit Length = 1.6390 miles.
Start: 11:00 End: 11:10

HSCC 50Km Closed Wheel Scratch Race

RACE 7 - STARTING GRID - Silverstone - 31 October - 1 November 2015

ROW 15	90	RYMAN	8	BISHOP
ROW 14	18	DUNNE	14	LESLIE
ROW 13	23	MORTON	29	LAWTON
ROW 12	41	SPENCER	56	LANFRANCHI
ROW 11	4	DICK	57	HALL
ROW 10	77	SANDERS	115	WINCHESTER
ROW 9	26	BARNARD	60	PARNELL
ROW 8	11	MALLARD	86	HUTCHISON
ROW 7	17	MOORE	68	WAGSTAFF
ROW 6	62	GATHERCOLE	7	LUCK
ROW 5	175	WHITEHOUSE	46	CHAMBERS
ROW 4	32	STRONG	149	WOODGATE
ROW 3	117	MCBAY	37	GARDINER
ROW 2	69	DAVENPORT	52	DAWS
ROW 1	78	CASTALDINI	49	SCHRYVER
				POLE



Car 115 needs a working transponder - Reg Q.12.2.1 refers. 26, 56 & 78 have low batteries.

Weather/Track: Cloud/Damp

These results are provisional until the conclusion of any judicial and technical matters.

Silverstone

Circuit Length = 1.6390 miles.

Start: 11:00 End: 11:10

Clerk of the Course:

Timekeeper:

HSCC 50Km Closed Wheel Scratch Race

RACE 7 - CLASSIFICATION - Silverstone - 31 October - 1 November 2015

POS	NO	CL	DRIVER	NAT	CAR	TIME	LAPS	GAP	MPH	BEST
1	49	SR	Will SCHRYVER		Chevron B6	21:28.380	20		91.36	1:02.820
2	78	INV	Myles CASTALDINI		Davrian Mk8	21:28.695	19	1 LAP	86.76	1:06.440
3	7	INV	Mike LUCK		Chevrolet Camaro	22:03.773	19	1 LAP	84.46	1:08.136
4	117	INV	Iain MCBAY		Davrian Mk8	22:18.719	19	1 LAP	83.51	1:08.965
5	69	CC	Alan DAVENPORT		Mallock Mk18	22:33.904	19	1 LAP	82.58	1:08.024
6	32	INV	Nic STRONG		Opel Ascona	21:41.272	18	2 LAPS	81.38	1:10.826
7	62	RS	Jim GATHERCOLE		Lotus Elan	22:01.693	18	2 LAPS	80.13	1:11.171
8	86	INV	John HUTCHISON		Reliant Scimitar SE5A	22:11.988	18	2 LAPS	79.51	1:11.383
9	57	TC	David HALL		Ford Cortina Mk1 Lotus	22:21.354	18	2 LAPS	78.95	1:13.077
10	26	INV	Peter BARNARD		Elva Courier Mk4	22:22.351	18	2 LAPS	78.89	1:12.027
11	149	GT	Chris WOODGATE		Elva Courier	22:22.591	18	2 LAPS	78.88	1:11.924
12	46	GT	Bruce CHAMBERS		Elva Courier Mk4T	22:22.773	18	2 LAPS	78.87	1:11.565
13	68	RS	Jon WAGSTAFF		Alfa Romeo 2000 GTV	22:24.326	18	2 LAPS	78.78	1:13.247
14	175	RS	Max WHITEHOUSE		MG Midget Sebring	21:29.906	17	3 LAPS	77.53	1:12.719
15	56	GT	Peter LANFRANCHI		Jaguar E-Type	21:32.672	17	3 LAPS	77.36	1:14.192
16	17	RS	Steve MOORE		Alfa Romeo 2000 GTV	21:34.978	17	3 LAPS	77.22	1:14.214
17	60	RS	Dickon PARNELL		Triumph GT6 Mk2	22:08.339	17	3 LAPS	75.28	1:16.216
18	23	RS	Will MORTON		Alfa Romeo Alfetta GTV	22:16.094	17	3 LAPS	74.85	1:16.991
19	29	RS	Mark LAWTON		Porsche 924	22:16.651	17	3 LAPS	74.82	1:16.907
20	4	TC	Will DICK		Morris Mini	22:17.221	17	3 LAPS	74.78	1:16.744
21	18	TC	Steve DUNNE		Austin A35	21:42.212	16	4 LAPS	72.26	1:19.565
22	14	INV	Peter LESLIE		MG B	22:09.852	16	4 LAPS	70.76	1:19.426
23	8	TC	Tim BISHOP		DKW F12	21:43.430	15	5 LAPS	67.67	1:24.366
24	90	TC	Michael RYMAN		DKW 3 - 6	21:45.399	15	5 LAPS	67.57	1:24.972

NOT CLASSIFIED

52	SR	George DAWS		Merlyn Mk6	19:48.302	17	D.N.F.	84.16	1:08.174
11	GT	Chas MALLARD		Ford Mustang	19:54.349	16	D.N.F.	78.79	1:12.285
37	TC	Mike GARDINER		Ford Falcon	10:37.742	9	D.N.F.	82.80	1:09.556
77	TC	Christopher SANDERS		Ford Lotus Cortina	3:52.482	3	D.N.F.	74.85	1:14.074
115	GT	Nigel WINCHESTER		Ginetta G4		0	D.N.F.	N/A	

FASTEST LAP

49	SR	Will SCHRYVER		Chevron B6	1:02.820	14	93.92mph	151.15kph
78	INV	Myles CASTALDINI		Davrian Mk8	1:06.440	18	88.80mph	142.92kph
69	CC	Alan DAVENPORT		Mallock Mk18	1:08.024	19	86.74mph	139.59kph
37	TC	Mike GARDINER		Ford Falcon	1:09.556	8	84.82mph	136.51kph
62	RS	Jim GATHERCOLE		Lotus Elan	1:11.171	8	82.90mph	133.42kph
46	GT	Bruce CHAMBERS		Elva Courier Mk4T	1:11.565	12	82.44mph	132.68kph

CAR 41 - Non-starter

Weather/Track: Sun/Dry

These results are provisional until the conclusion of any judicial and technical matters.

Silverstone

Circuit Length = 1.6390 miles.

Start: 15:20 End: 15:41

Clerk of the Course:

Timekeeper:

HSCC 50Km Closed Wheel Scratch Race

RACE 7 - LAP ANALYSIS - Silverstone - 31 October - 1 November 2015

4	Will DICK	Morris Mini					
1 -	1:28.031	6 -	1:19.066	11 -	1:18.247	16 -	1:17.063
2 -	1:17.759	7 -	1:20.311	12 -	1:16.744	17 -	1:17.222
3 -	1:18.050	8 -	1:17.520	13 -	1:17.447		
4 -	1:18.696	9 -	1:17.765	14 -	1:17.664		
5 -	1:18.395	10 -	1:17.486	15 -	1:19.755		
7	Mike LUCK	Chevrolet Camaro					
1 -	1:15.957	6 -	1:09.373	11 -	1:10.189	16 -	1:08.558
2 -	1:09.617	7 -	1:09.346	12 -	1:08.853	17 -	1:09.438
3 -	1:10.131	8 -	1:09.275	13 -	1:08.782	18 -	1:08.654
4 -	1:09.339	9 -	1:10.069	14 -	1:08.327	19 -	1:09.185
5 -	1:11.161	10 -	1:09.383	15 -	1:08.136		
8	Tim BISHOP	DKW F12					
1 -	1:40.240	6 -	1:26.741	11 -	1:25.630		
2 -	1:25.384	7 -	1:25.664	12 -	1:25.144		
3 -	1:26.142	8 -	1:24.366	13 -	1:27.401		
4 -	1:28.145	9 -	1:25.670	14 -	1:24.660		
5 -	1:26.333	10 -	1:25.993	15 -	1:25.917		
11	Chas MALLARD	Ford Mustang					
1 -	1:19.672	6 -	1:13.074	11 -	1:12.770	16 -	1:30.453P
2 -	1:12.897	7 -	1:12.897	12 -	1:13.831		
3 -	1:13.582	8 -	1:12.520	13 -	1:13.259		
4 -	1:13.385	9 -	1:13.186	14 -	1:13.166		
5 -	1:13.352	10 -	1:14.020	15 -	1:12.285		
14	Peter LESLIE	MG B					
1 -	1:35.943	6 -	1:22.989	11 -	1:20.186	16 -	1:25.127
2 -	1:24.320	7 -	1:22.574	12 -	1:22.680		
3 -	1:22.501	8 -	1:23.504	13 -	1:19.426		
4 -	1:22.439	9 -	1:22.868	14 -	1:24.383		
5 -	1:20.779	10 -	1:19.897	15 -	1:20.236		
17	Steve MOORE	Alfa Romeo 2000 GTV					
1 -	1:27.686	6 -	1:15.460	11 -	1:17.516	16 -	1:15.368
2 -	1:16.795	7 -	1:15.613	12 -	1:14.848	17 -	1:15.201
3 -	1:16.117	8 -	1:15.398	13 -	1:15.136		
4 -	1:15.388	9 -	1:15.111	14 -	1:14.334		
5 -	1:15.733	10 -	1:15.060	15 -	1:14.214		

CAR 41 - Non-starter
Weather/Track: Sun/Dry

www.mstworld.com

Page 1 of 5

Silverstone
Circuit Length = 1.6390 miles.
Start: 15:20 End: 15:41

Printed - 15:45 Saturday, 31 October 2015

HSCC 50Km Closed Wheel Scratch Race

RACE 7 - LAP ANALYSIS - Silverstone - 31 October - 1 November 2015

(contd.)

18	Steve DUNNE	Austin A35	
1 - 1:30.293	6 - 1:19.565	11 - 1:20.254	16 - 1:21.003
2 - 1:20.784	7 - 1:20.771	12 - 1:20.652	
3 - 1:20.607	8 - 1:19.775	13 - 1:20.325	
4 - 1:20.325	9 - 1:23.076	14 - 1:21.960	
5 - 1:21.465	10 - 1:21.437	15 - 1:19.920	
23	Will MORTON	Alfa Romeo Alfetta GTV	
1 - 1:27.504	6 - 1:17.932	11 - 1:17.714	16 - 1:17.681
2 - 1:19.473	7 - 1:17.483	12 - 1:16.991	17 - 1:18.236
3 - 1:18.917	8 - 1:18.091	13 - 1:17.384	
4 - 1:19.140	9 - 1:18.911	14 - 1:17.523	
5 - 1:17.571	10 - 1:17.751	15 - 1:17.792	
26	Peter BARNARD	Elva Courier Mk4	
1 - 1:27.214	6 - 1:14.333	11 - 1:13.218	16 - 1:12.027
2 - 1:16.363	7 - 1:12.666	12 - 1:13.328	17 - 1:13.313
3 - 1:15.056	8 - 1:12.762	13 - 1:14.132	18 - 1:13.001
4 - 1:14.770	9 - 1:14.011	14 - 1:13.122	
5 - 1:16.850	10 - 1:13.765	15 - 1:12.420	
29	Mark LAWTON	Porsche 924	
1 - 1:30.818	6 - 1:18.227	11 - 1:17.900	16 - 1:17.090
2 - 1:18.630	7 - 1:18.589	12 - 1:17.339	17 - 1:17.420
3 - 1:18.120	8 - 1:18.550	13 - 1:17.167	
4 - 1:18.621	9 - 1:17.755	14 - 1:16.907	
5 - 1:17.131	10 - 1:17.970	15 - 1:18.417	
32	Nic STRONG	Opel Ascona	
1 - 1:18.123	6 - 1:14.858	11 - 1:12.337	16 - 1:13.010
2 - 1:12.701	7 - 1:11.372	12 - 1:11.516	17 - 1:11.164
3 - 1:12.096	8 - 1:11.140	13 - 1:11.495	18 - 1:12.355
4 - 1:11.585	9 - 1:10.928	14 - 1:10.826	
5 - 1:11.105	10 - 1:11.724	15 - 1:12.937	
37	Mike GARDINER	Ford Falcon	
1 - 1:14.937	6 - 1:10.210		
2 - 1:10.307	7 - 1:09.902		
3 - 1:10.879	8 - 1:09.556		
4 - 1:10.262	9 - 1:11.027		
5 - 1:10.662			

HSCC 50Km Closed Wheel Scratch Race

RACE 7 - LAP ANALYSIS - Silverstone - 31 October - 1 November 2015

(contd.)

46	Bruce CHAMBERS	Elva Courier Mk4T					
1 -	1:23.872	6 -	1:12.005	11 -	1:12.082	16 -	1:12.771
2 -	1:13.758	7 -	1:11.817	12 -	1:11.565	17 -	1:11.959
3 -	1:13.419	8 -	1:11.810	13 -	1:18.350	18 -	1:24.653
4 -	1:13.583	9 -	1:18.552	14 -	1:13.866		
5 -	1:14.359	10 -	1:12.464	15 -	1:11.888		
49	Will SCHRYVER	Chevron B6					
1 -	1:07.098	6 -	1:05.291	11 -	1:04.593	16 -	1:04.499
2 -	1:05.754	7 -	1:03.776	12 -	1:04.121	17 -	1:04.489
3 -	1:03.900	8 -	1:04.037	13 -	1:04.542	18 -	1:03.850
4 -	1:03.585	9 -	1:03.548	14 -	1:02.820	19 -	1:03.022
5 -	1:04.515	10 -	1:02.892	15 -	1:07.870	20 -	1:04.178
52	George DAWS	Merlyn Mk6					
1 -	1:12.238	6 -	1:08.360	11 -	1:10.170	16 -	1:08.817
2 -	1:08.174	7 -	1:09.911	12 -	1:11.752	17 -	1:11.096
3 -	1:08.656	8 -	1:12.548	13 -	1:08.906		
4 -	1:09.344	9 -	1:09.172	14 -	1:09.190		
5 -	1:09.362	10 -	1:10.334	15 -	1:10.272		
56	Peter LANFRANCHI	Jaguar E-Type					
1 -	1:26.226	6 -	1:17.051	11 -	1:15.829	16 -	1:15.498
2 -	1:16.603	7 -	1:14.528	12 -	1:14.949	17 -	1:14.271
3 -	1:15.115	8 -	1:15.928	13 -	1:15.465		
4 -	1:14.664	9 -	1:15.133	14 -	1:14.192		
5 -	1:16.550	10 -	1:15.749	15 -	1:14.921		
57	David HALL	Ford Cortina Mk1 Lotus					
1 -	1:24.388	6 -	1:13.404	11 -	1:13.906	16 -	1:13.106
2 -	1:14.854	7 -	1:13.279	12 -	1:13.233	17 -	1:13.077
3 -	1:14.420	8 -	1:13.438	13 -	1:14.603	18 -	1:14.485
4 -	1:14.096	9 -	1:13.828	14 -	1:13.689		
5 -	1:14.602	10 -	1:14.987	15 -	1:13.959		
60	Dickon PARNELL	Triumph GT6 Mk2					
1 -	1:30.150	6 -	1:17.598	11 -	1:16.908	16 -	1:17.354
2 -	1:18.095	7 -	1:18.432	12 -	1:17.276	17 -	1:17.763
3 -	1:17.830	8 -	1:16.792	13 -	1:16.216		
4 -	1:17.472	9 -	1:16.250	14 -	1:17.332		
5 -	1:17.618	10 -	1:18.192	15 -	1:17.061		

CAR 41 - Non-starter
Weather/Track: Sun/Dry

www.mstworld.com

Page 3 of 5

Silverstone
Circuit Length = 1.6390 miles.
Start: 15:20 End: 15:41

Printed - 15:45 Saturday, 31 October 2015

HSCC 50Km Closed Wheel Scratch Race

RACE 7 - LAP ANALYSIS - Silverstone - 31 October - 1 November 2015

(contd.)

62	Jim GATHERCOLE	Lotus Elan					
1 -	1:20.118	6 -	1:11.351	11 -	1:12.284	16 -	1:13.566
2 -	1:16.052	7 -	1:12.629	12 -	1:14.006	17 -	1:11.836
3 -	1:15.001	8 -	1:11.171	13 -	1:13.251	18 -	1:12.034
4 -	1:12.744	9 -	1:12.129	14 -	1:13.077		
5 -	1:13.472	10 -	1:14.576	15 -	1:12.396		
68	Jon WAGSTAFF	Alfa Romeo 2000 GTV					
1 -	1:21.563	6 -	1:13.481	11 -	1:14.330	16 -	1:13.247
2 -	1:16.133	7 -	1:13.356	12 -	1:14.481	17 -	1:14.262
3 -	1:15.114	8 -	1:13.764	13 -	1:14.682	18 -	1:14.473
4 -	1:14.256	9 -	1:13.821	14 -	1:14.136		
5 -	1:14.131	10 -	1:14.754	15 -	1:14.342		
69	Alan DAVENPORT	Mallock Mk18					
1 -	1:19.581	6 -	1:12.290	11 -	1:08.986	16 -	1:09.268
2 -	1:14.541	7 -	1:09.898	12 -	1:11.712	17 -	1:13.660
3 -	1:12.411	8 -	1:10.210	13 -	1:10.165	18 -	1:08.449
4 -	1:13.470	9 -	1:08.358	14 -	1:08.836	19 -	1:08.024
5 -	1:13.339	10 -	1:11.742	15 -	1:08.964		
77	Christopher SANDERS	Ford Lotus Cortina					
1 -	1:23.384						
2 -	1:15.024						
3 -	1:14.074						
78	Myles CASTALDINI	Davrian Mk8					
1 -	1:11.464	6 -	1:07.843	11 -	1:08.427	16 -	1:06.745
2 -	1:07.711	7 -	1:07.777	12 -	1:07.184	17 -	1:09.230
3 -	1:07.156	8 -	1:08.092	13 -	1:07.478	18 -	1:06.440
4 -	1:08.255	9 -	1:07.231	14 -	1:06.674	19 -	1:07.270
5 -	1:09.723	10 -	1:07.466	15 -	1:06.529		
86	John HUTCHISON	Reliant Scimitar SE5A					
1 -	1:35.275	6 -	1:13.247	11 -	1:12.190	16 -	1:12.693
2 -	1:13.635	7 -	1:11.648	12 -	1:11.383	17 -	1:13.294
3 -	1:15.042	8 -	1:11.440	13 -	1:12.906	18 -	1:12.877
4 -	1:12.631	9 -	1:11.499	14 -	1:13.249		
5 -	1:13.128	10 -	1:14.104	15 -	1:11.747		

CAR 41 - Non-starter
Weather/Track: Sun/Dry

www.mstworld.com

Page 4 of 5

Silverstone
Circuit Length = 1.6390 miles.
Start: 15:20 End: 15:41

Printed - 15:45 Saturday, 31 October 2015

HSCC 50Km Closed Wheel Scratch Race

RACE 7 - LAP ANALYSIS - Silverstone - 31 October - 1 November 2015

(contd.)

90	Michael RYMAN	DKW 3 - 6					
1 -	1:39.454	6 -	1:26.365	11 -	1:26.146		
2 -	1:25.030	7 -	1:25.659	12 -	1:24.972		
3 -	1:25.000	8 -	1:27.762	13 -	1:26.787		
4 -	1:27.260	9 -	1:27.551	14 -	1:25.636		
5 -	1:25.514	10 -	1:25.850	15 -	1:26.413		
115	Nigel WINCHESTER	Ginetta G4					
117	Iain MCBAY	Davrian Mk8					
1 -	1:16.934	6 -	1:10.070	11 -	1:09.308	16 -	1:09.866
2 -	1:13.097	7 -	1:10.265	12 -	1:09.077	17 -	1:08.965
3 -	1:11.671	8 -	1:10.107	13 -	1:09.582	18 -	1:09.636
4 -	1:10.073	9 -	1:09.319	14 -	1:11.306	19 -	1:09.651
5 -	1:10.972	10 -	1:09.843	15 -	1:08.977		
149	Chris WOODGATE	Elva Courier					
1 -	1:19.134	6 -	1:13.129	11 -	1:12.523	16 -	1:11.960
2 -	1:14.693	7 -	1:13.197	12 -	1:13.570	17 -	1:13.260
3 -	1:14.562	8 -	1:13.045	13 -	1:33.254	18 -	1:13.024
4 -	1:12.426	9 -	1:13.272	14 -	1:13.197		
5 -	1:13.585	10 -	1:12.836	15 -	1:11.924		
175	Max WHITEHOUSE	MG Midget Sebring					
1 -	1:39.234	6 -	1:15.950	11 -	1:12.911	16 -	1:13.346
2 -	1:16.496	7 -	1:13.274	12 -	1:14.786	17 -	1:13.857
3 -	1:14.599	8 -	1:13.412	13 -	1:14.193		
4 -	1:16.026	9 -	1:12.719	14 -	1:15.150		
5 -	1:15.687	10 -	1:14.054	15 -	1:14.212		

HSCC 50Km Closed Wheel Scratch Race

RACE 7 - LAP CHART - Silverstone - 31 October - 1 November 2015

Lap 1			Lap 2			Lap 3			Lap 4			Lap 5		
No	Behind	Laptime	No	Behind	Laptime	No	Behind	Laptime	No	Behind	Laptime	No	Behind	Laptime
49		1:07.098	49		1:05.754	49		1:03.900	49		1:03.585	49		1:04.515
78	4.366	1:11.464	78	6.323	1:07.711	78	9.579	1:07.156	14	1 LAP	1:22.501	23	1 LAP	1:19.140
52	5.140	1:12.238	52	7.560	1:08.174	52	12.316	1:08.656	90	1 LAP	1:25.000	29	1 LAP	1:18.621
37	7.839	1:14.937	37	12.392	1:10.307	7	18.953	1:10.131	8	1 LAP	1:26.142	175	1 LAP	1:16.026
7	8.859	1:15.957	7	12.722	1:09.617	37	19.371	1:10.879	78	14.249	1:08.255	18	1 LAP	1:20.325
117	9.836	1:16.934	117	17.179	1:13.097	117	24.950	1:11.671	52	18.075	1:09.344	78	19.457	1:09.723
32	11.025	1:18.123	32	17.972	1:12.701	32	26.168	1:12.096	7	24.707	1:09.339	14	1 LAP	1:22.439
149	12.036	1:19.134	11	19.717	1:12.897	11	29.399	1:13.582	37	26.048	1:10.262	52	22.922	1:09.362
69	12.483	1:19.581	149	20.975	1:14.693	69	29.781	1:12.411	117	31.438	1:10.073	7	31.353	1:11.161
11	12.574	1:19.672	69	21.270	1:14.541	149	31.637	1:14.562	32	34.168	1:11.585	90	1 LAP	1:27.260
62	13.020	1:20.118	62	23.318	1:16.052	46	34.297	1:13.419	11	39.199	1:13.385	37	32.195	1:10.662
68	14.465	1:21.563	46	24.778	1:13.758	62	34.419	1:15.001	69	39.666	1:13.470	8	1 LAP	1:28.145
77	16.286	1:23.384	68	24.844	1:16.133	77	35.730	1:14.074	149	40.478	1:12.426	117	37.895	1:10.972
46	16.774	1:23.872	77	25.556	1:15.024	68	36.058	1:15.114	62	43.578	1:12.744	32	40.758	1:11.105
57	17.290	1:24.388	57	26.390	1:14.854	57	36.910	1:14.420	46	44.295	1:13.583	11	48.036	1:13.352
56	19.128	1:26.226	56	29.977	1:16.603	56	41.192	1:15.115	68	46.729	1:14.256	69	48.490	1:13.339
26	20.116	1:27.214	26	30.725	1:16.363	26	41.881	1:15.056	57	47.421	1:14.096	149	49.548	1:13.585
23	20.406	1:27.504	17	31.629	1:16.795	17	43.846	1:16.117	56	52.271	1:14.664	62	52.535	1:13.472
17	20.588	1:27.686	4	32.938	1:17.759	4	47.088	1:18.050	26	53.066	1:14.770	46	54.139	1:14.359
4	20.933	1:28.031	23	34.125	1:19.473	86	47.200	1:15.042	17	55.649	1:15.388	68	56.345	1:14.131
60	23.052	1:30.150	60	35.393	1:18.095	23	49.142	1:18.917	86	56.246	1:12.631	57	57.508	1:14.602
18	23.195	1:30.293	86	36.058	1:13.635	60	49.323	1:17.830	4	1:02.199	1:18.696	56	1:04.306	1:16.550
29	23.720	1:30.818	29	36.596	1:18.630	29	50.816	1:18.120	60	1:03.210	1:17.472	86	1:04.859	1:13.128
86	28.177	1:35.275	18	38.225	1:20.784	175	53.577	1:14.599						
14	28.845	1:35.943	175	42.878	1:16.496	18	54.932	1:20.607						
175	32.136	1:39.234	14	47.411	1:24.320									
90	32.356	1:39.454	90	51.632	1:25.030									
8	33.142	1:40.240	8	52.772	1:25.384									

CAR 41 - Non-starter
Weather/Track: Sun/Dry

www.mstworld.com

Page 1 of 4

Silverstone
Circuit Length = 1.6390 miles.
Start: 15:20 End: 15:41

Printed - 15:44 Saturday, 31 October 2015

HSCC 50Km Closed Wheel Scratch Race

RACE 7 - LAP CHART - Silverstone - 31 October - 1 November 2015

(contd.)

Lap 6			Lap 7			Lap 8			Lap 9			Lap 10		
No	Behind	Laptime	No	Behind	Laptime	No	Behind	Laptime	No	Behind	Laptime	No	Behind	Laptime
49		1:05.291	49		1:03.776	49		1:04.037	49		1:03.548	49		1:02.892
26	1 LAP	1:16.850	68	1 LAP	1:13.481	11	1 LAP	1:12.897	32	1 LAP	1:11.140	18	2 LAPS	1:19.775
17	1 LAP	1:15.733	57	1 LAP	1:13.404	149	1 LAP	1:13.197	69	1 LAP	1:10.210	32	1 LAP	1:10.928
4	1 LAP	1:18.395	86	1 LAP	1:13.247	62	1 LAP	1:12.629	11	1 LAP	1:12.520	69	1 LAP	1:08.358
60	1 LAP	1:17.618	26	1 LAP	1:14.333	46	1 LAP	1:11.817	14	2 LAPS	1:22.574	11	1 LAP	1:13.186
175	1 LAP	1:15.687	56	1 LAP	1:17.051	68	1 LAP	1:13.356	62	1 LAP	1:11.171	62	1 LAP	1:12.129
23	1 LAP	1:17.571	17	1 LAP	1:15.460	90	2 LAPS	1:26.365	149	1 LAP	1:13.045	149	1 LAP	1:13.272
29	1 LAP	1:17.131	175	1 LAP	1:15.950	57	1 LAP	1:13.279	46	1 LAP	1:11.810	46	1 LAP	1:18.552
78	22.009	1:07.843	60	1 LAP	1:17.598	8	2 LAPS	1:26.741	68	1 LAP	1:13.764	14	2 LAPS	1:23.504
18	1 LAP	1:21.465	78	26.010	1:07.777	86	1 LAP	1:11.648	57	1 LAP	1:13.438	68	1 LAP	1:13.821
52	25.991	1:08.360	4	1 LAP	1:19.066	26	1 LAP	1:12.666	86	1 LAP	1:11.440	57	1 LAP	1:13.828
7	35.435	1:09.373	23	1 LAP	1:17.932	56	1 LAP	1:14.528	26	1 LAP	1:12.762	86	1 LAP	1:11.499
14	1 LAP	1:20.779	29	1 LAP	1:18.227	17	1 LAP	1:15.613	90	2 LAPS	1:25.659	78	38.322	1:07.466
37	37.114	1:10.210	52	32.126	1:09.911	78	30.065	1:08.092	78	33.748	1:07.231	26	1 LAP	1:14.011
117	42.674	1:10.070	18	1 LAP	1:19.565	175	1 LAP	1:13.274	56	1 LAP	1:15.928	56	1 LAP	1:15.133
32	50.325	1:14.858	7	41.005	1:09.346	60	1 LAP	1:18.432	17	1 LAP	1:15.398	17	1 LAP	1:15.111
90	1 LAP	1:25.514	37	43.240	1:09.902	23	1 LAP	1:17.483	8	2 LAPS	1:25.664	175	1 LAP	1:12.719
69	55.489	1:12.290	117	49.163	1:10.265	52	40.637	1:12.548	175	1 LAP	1:13.412	52	53.703	1:10.334
11	55.819	1:13.074	14	1 LAP	1:22.989	29	1 LAP	1:18.589	52	46.261	1:09.172	90	2 LAPS	1:27.762
8	1 LAP	1:26.333	32	57.921	1:11.372	4	1 LAP	1:20.311	60	1 LAP	1:16.792	8	2 LAPS	1:24.366
149	57.386	1:13.129	69	1:01.611	1:09.898	7	46.243	1:09.275	7	52.764	1:10.069	7	59.255	1:09.383
62	58.595	1:11.351				37	48.759	1:09.556	23	1 LAP	1:18.091			
46	1:00.853	1:12.005				117	55.233	1:10.107	37	56.238	1:11.027			
						18	1 LAP	1:20.771	4	1 LAP	1:17.520			
									29	1 LAP	1:18.550			
									117	1:01.004	1:09.319			

CAR 41 - Non-starter
Weather/Track: Sun/Dry

www.mstworld.com

Page 2 of 4

Silverstone
Circuit Length = 1.6390 miles.
Start: 15:20 End: 15:41

Printed - 15:44 Saturday, 31 October 2015

HSCC 50Km Closed Wheel Scratch Race

RACE 7 - LAP CHART - Silverstone - 31 October - 1 November 2015

(contd.)

Lap 11			Lap 12			Lap 13			Lap 14			Lap 15		
No	Behind	Laptime	No	Behind	Laptime	No	Behind	Laptime	No	Behind	Laptime	No	Behind	Laptime
49		1:04.593	49		1:04.121	49		1:04.542	49		1:02.820	49		1:07.870
60	2 LAPS	1:16.250	7	1 LAP	1:10.189	14	3 LAPS	1:19.897	26	2 LAPS	1:13.328	57	2 LAPS	1:14.603
117	1 LAP	1:09.843	117	1 LAP	1:09.308	52	1 LAP	1:11.752	52	1 LAP	1:08.906	68	2 LAPS	1:14.682
23	2 LAPS	1:18.911	60	2 LAPS	1:18.192	7	1 LAP	1:08.853	7	1 LAP	1:08.782	52	1 LAP	1:09.190
4	2 LAPS	1:17.765	8	3 LAPS	1:25.670	56	2 LAPS	1:15.829	14	3 LAPS	1:20.186	26	2 LAPS	1:14.132
29	2 LAPS	1:17.755	90	3 LAPS	1:27.551	175	2 LAPS	1:12.911	56	2 LAPS	1:14.949	18	3 LAPS	1:20.652
32	1 LAP	1:11.724	23	2 LAPS	1:17.751	17	2 LAPS	1:17.516	175	2 LAPS	1:14.786	149	2 LAPS	1:33.254
69	1 LAP	1:11.742	4	2 LAPS	1:17.486	117	1 LAP	1:09.077	117	1 LAP	1:09.582	7	1 LAP	1:08.327
18	2 LAPS	1:23.076	29	2 LAPS	1:17.970	60	2 LAPS	1:16.908	17	2 LAPS	1:14.848	117	1 LAP	1:11.306
11	1 LAP	1:14.020	69	1 LAP	1:08.986	69	1 LAP	1:11.712	69	1 LAP	1:10.165	175	2 LAPS	1:14.193
62	1 LAP	1:14.576	32	1 LAP	1:12.337	32	1 LAP	1:11.516	32	1 LAP	1:11.495	56	2 LAPS	1:15.465
149	1 LAP	1:12.836	11	1 LAP	1:12.770	23	2 LAPS	1:17.714	60	2 LAPS	1:17.276	17	2 LAPS	1:15.136
46	1 LAP	1:12.464	62	1 LAP	1:12.284	4	2 LAPS	1:18.247	23	2 LAPS	1:16.991	14	3 LAPS	1:22.680
68	1 LAP	1:14.754	149	1 LAP	1:12.523	29	2 LAPS	1:17.900	4	2 LAPS	1:16.744	69	1 LAP	1:08.836
78	42.156	1:08.427	46	1 LAP	1:12.082	8	3 LAPS	1:25.993	29	2 LAPS	1:17.339	32	1 LAP	1:10.826
57	1 LAP	1:14.987	18	2 LAPS	1:21.437	90	3 LAPS	1:25.850	78	52.009	1:06.674	60	2 LAPS	1:16.216
86	1 LAP	1:14.104	78	45.219	1:07.184	11	1 LAP	1:13.831	11	1 LAP	1:13.259	78	50.668	1:06.529
26	1 LAP	1:13.765	86	1 LAP	1:12.190	62	1 LAP	1:14.006	62	1 LAP	1:13.251	23	2 LAPS	1:17.384
14	2 LAPS	1:22.868	68	1 LAP	1:14.330	78	48.155	1:07.478	8	3 LAPS	1:25.630	4	2 LAPS	1:17.447
56	1 LAP	1:15.749	57	1 LAP	1:13.906	149	1 LAP	1:13.570	90	3 LAPS	1:26.146	29	2 LAPS	1:17.167
52	59.280	1:10.170	26	1 LAP	1:13.218	46	1 LAP	1:11.565	46	1 LAP	1:18.350	11	1 LAP	1:13.166
17	1 LAP	1:15.060				86	1 LAP	1:11.383	86	1 LAP	1:12.906	62	1 LAP	1:13.077
175	1 LAP	1:14.054				18	2 LAPS	1:20.254						
						57	1 LAP	1:13.233						
						68	1 LAP	1:14.481						

CAR 41 - Non-starter
Weather/Track: Sun/Dry

www.mstworld.com

Page 3 of 4

Silverstone
Circuit Length = 1.6390 miles.
Start: 15:20 End: 15:41

Printed - 15:44 Saturday, 31 October 2015

HSCC 50Km Closed Wheel Scratch Race

RACE 7 - LAP CHART - Silverstone - 31 October - 1 November 2015

(contd.)

Lap 16			Lap 17			Lap 18			Lap 19			Lap 20		
No	Behind	Laptime	No	Behind	Laptime	No	Behind	Laptime	No	Behind	Laptime	No	Behind	Laptime
49		1:04.499	49		1:04.489	49		1:03.850	49		1:03.022	49		1:04.178
86	2 LAPS	1:13.249	23	3 LAPS	1:17.523	14	4 LAPS	1:24.383	32	2 LAPS	1:11.164	78	1 LAP	1:07.270
46	2 LAPS	1:13.866	4	3 LAPS	1:17.664	60	3 LAPS	1:17.061	14	4 LAPS	1:20.236	175	3 LAPS	1:13.857
8	4 LAPS	1:25.144	29	3 LAPS	1:16.907	62	2 LAPS	1:13.566	62	2 LAPS	1:11.836	56	3 LAPS	1:14.271
90	4 LAPS	1:24.972	11	2 LAPS	1:12.285	23	3 LAPS	1:17.792	60	3 LAPS	1:17.354	17	3 LAPS	1:15.201
57	2 LAPS	1:13.689	62	2 LAPS	1:12.396	29	3 LAPS	1:18.417	7	1 LAP	1:08.654	32	2 LAPS	1:12.355
7	1 LAP	1:08.136	86	2 LAPS	1:11.747	4	3 LAPS	1:19.755	23	3 LAPS	1:17.681	18	4 LAPS	1:21.003
68	2 LAPS	1:14.136	46	2 LAPS	1:11.888	86	2 LAPS	1:12.693	46	2 LAPS	1:11.959	8	5 LAPS	1:25.917
52	1 LAP	1:10.272	7	1 LAP	1:08.558	7	1 LAP	1:09.438	86	2 LAPS	1:13.294	90	5 LAPS	1:26.413
26	2 LAPS	1:13.122	52	1 LAP	1:08.817	46	2 LAPS	1:12.771	29	3 LAPS	1:17.090	62	2 LAPS	1:12.034
149	2 LAPS	1:13.197	57	2 LAPS	1:13.959	52	1 LAP	1:11.096	4	3 LAPS	1:17.063	7	1 LAP	1:09.185
18	3 LAPS	1:20.325	68	2 LAPS	1:14.342	57	2 LAPS	1:13.106	57	2 LAPS	1:13.077	60	3 LAPS	1:17.763
117	1 LAP	1:08.977	26	2 LAPS	1:12.420	11	2 LAPS	1:30.453P	117	1 LAP	1:09.636	14	4 LAPS	1:25.127
56	2 LAPS	1:14.192	149	2 LAPS	1:11.924	68	2 LAPS	1:13.247	26	2 LAPS	1:13.313	86	2 LAPS	1:12.877
175	2 LAPS	1:15.150	117	1 LAP	1:09.866	26	2 LAPS	1:12.027	149	2 LAPS	1:13.260	23	3 LAPS	1:18.236
17	2 LAPS	1:14.334	8	4 LAPS	1:27.401	149	2 LAPS	1:11.960	68	2 LAPS	1:14.262	29	3 LAPS	1:17.420
69	1 LAP	1:08.964	90	4 LAPS	1:26.787	117	1 LAP	1:08.965	69	1 LAP	1:08.449	4	3 LAPS	1:17.222
14	3 LAPS	1:19.426	18	3 LAPS	1:21.960	175	2 LAPS	1:13.346				117	1 LAP	1:09.651
32	1 LAP	1:12.937	175	2 LAPS	1:14.212	69	1 LAP	1:13.660				57	2 LAPS	1:14.485
78	52.914	1:06.745	56	2 LAPS	1:14.921	8	4 LAPS	1:24.660				26	2 LAPS	1:13.001
60	2 LAPS	1:17.332	69	1 LAP	1:09.268	56	2 LAPS	1:15.498				149	2 LAPS	1:13.024
			17	2 LAPS	1:14.214	90	4 LAPS	1:25.636				46	2 LAPS	1:24.653
			78	57.655	1:09.230	17	2 LAPS	1:15.368				68	2 LAPS	1:14.473
			32	1 LAP	1:13.010	18	3 LAPS	1:19.920				69	1 LAP	1:08.024
						78	1:00.245	1:06.440						

CAR 41 - Non-starter
Weather/Track: Sun/Dry

www.mstworld.com

Page 4 of 4

Silverstone
Circuit Length = 1.6390 miles.
Start: 15:20 End: 15:41

Printed - 15:44 Saturday, 31 October 2015

The Geoff Friswell Trophy for Clubmans Cars

RACE 10 - QUALIFYING - Silverstone - 31 October - 1 November 2015

POS	NO	CL	DRIVER	NAT	CAR	TIME	LAPS	GAP	MPH
1	18	A	Ray MALLOCK		Mallock Mk18	1:01.605	14		95.77
2	15	A	Rob MANSON		Mallock Mk21	1:01.995	14	0.390	95.17
3	88	D	Steven EVERSON		Mallock Mk28	1:02.053	11	0.448	95.08
4	4	A	Steven CHAPLIN		Phantom P79	1:02.797	14	1.192	93.96
5	51	B	Philip HART		Mallock Mk16	1:07.115	13	5.510	87.91
6	79	E	Marcus BICKNELL		Mallock Mk26EB	1:07.302	13	5.697	87.67
7	75	E	Peter BURNHAM		Mallock Mk28/30	1:08.059	13	6.454	86.69
8	89	E	Brendan HERD		Mallock Mk21T	1:08.204	13	6.599	86.51
9	69	B	Alan DAVENPORT		Mallock Mk18	1:08.486	13	6.881	86.15
10	22	A	Philip BARAK		Mallock 20B	1:08.561	8	6.956	86.06
11	111	D	Phillip ALLEN		Phantom P74	1:08.616	13	7.011	85.99
12	11	C	Ian BANKHURST		Mallock Mk8B	1:08.743	12	7.138	85.83
13	58	B	John MUIRHEAD		Mallock U2 Mk18	1:09.166	13	7.561	85.30

Weather/Track: Sun/Damp

These results are provisional until the conclusion of any judicial and technical matters.

Silverstone

Circuit Length = 1.6390 miles.

Start: 09:00 End: 09:15

Clerk of the Course:

Timekeeper:

The Geoff Friswell Trophy for Clubmans Cars

RACE 10 - QUALIFYING LAP ANALYSIS - Silverstone - 31 October - 1 November 2015

4	Steven CHAPLIN	Phantom P79
1 - X:00.000	6 - 1:04.669	11 - 1:03.056
2 - 1:15.078	7 - 1:05.574	12 - 1:02.881
3 - 1:08.507	8 - 1:04.710	13 - 1:02.797
4 - 1:06.193	9 - 1:03.634	14 - 1:03.054
5 - 1:04.444	10 - 1:03.538	
11	Ian BANKHURST	Mallock Mk8B
1 - X:00.000	6 - 1:09.950	11 - 1:08.886
2 - 1:15.806	7 - 1:11.127	12 - 1:08.743
3 - 1:25.284	8 - 1:18.423P	
4 - 1:13.987	9 - 2:01.463	
5 - 1:12.664	10 - 1:09.411	
15	Rob MANSON	Mallock Mk21
1 - X:00.000	6 - 1:03.506	11 - 1:02.286
2 - 1:26.756	7 - 1:03.572	12 - 1:02.060
3 - 1:06.875	8 - 1:02.523	13 - 1:02.603
4 - 1:05.987	9 - 1:03.813	14 - 1:01.995
5 - 1:04.763	10 - 1:03.512	
18	Ray MALLOCK	Mallock Mk18
1 - X:00.000	6 - 1:06.733	11 - 1:02.467
2 - 1:14.656	7 - 1:05.803	12 - 1:01.969
3 - 1:15.543	8 - 1:05.229	13 - 1:02.130
4 - 1:06.744	9 - 1:04.976	14 - 1:01.605
5 - 1:06.183	10 - 1:03.715	
22	Philip BARAK	Mallock 20B
1 - X:00.000	6 - 1:10.626	
2 - 1:15.736	7 - 1:08.832	
3 - 1:17.269	8 - 1:08.561	
4 - 1:13.601		
5 - 1:09.888		
51	Philip HART	Mallock Mk16
1 - X:00.000	6 - 1:09.834	11 - 1:07.115
2 - 1:22.167	7 - 1:09.475	12 - 1:07.909
3 - 1:16.245	8 - 1:09.851	13 - 1:07.850
4 - 1:13.101	9 - 1:09.769	
5 - 1:11.744	10 - 1:07.191	

Weather/Track: Sun/Damp

www.mstworld.com

Page 1 of 3

Silverstone
Circuit Length = 1.6390 miles.
Start: 09:00 End: 09:15

Printed - 09:17 Sunday, 01 November 2015

The Geoff Friswell Trophy for Clubmans Cars

RACE 10 - QUALIFYING LAP ANALYSIS - Silverstone - 31 October - 1 November 2015

(contd.)

58	John MUIRHEAD	Mallock U2 Mk18
1 - X:00.000	6 - 1:10.779	11 - 1:09.407
2 - 1:17.174	7 - 1:10.577	12 - 1:10.618
3 - 1:19.585	8 - 1:09.727	13 - 1:09.166
4 - 1:14.252	9 - 1:10.939	
5 - 1:11.510	10 - 1:09.322	
69	Alan DAVENPORT	Mallock Mk18
1 - X:00.000	6 - 1:11.224	11 - 1:09.646
2 - 1:20.126	7 - 1:11.237	12 - 1:08.992
3 - 1:18.223	8 - 1:11.517	13 - 1:08.486
4 - 1:13.003	9 - 1:11.405	
5 - 1:11.946	10 - 1:08.882	
75	Peter BURNHAM	Mallock Mk28/30
1 - X:00.000	6 - 1:12.724	11 - 1:08.380
2 - 1:28.470	7 - 1:10.999	12 - 1:10.383
3 - 1:18.196	8 - 1:10.437	13 - 1:08.881
4 - 1:13.820	9 - 1:09.760	
5 - 1:11.912	10 - 1:08.059	
79	Marcus BICKNELL	Mallock Mk26EB
1 - X:00.000	6 - 1:14.375	11 - 1:07.461
2 - 1:26.411	7 - 1:10.949	12 - 1:15.756
3 - 1:20.005	8 - 1:13.332	13 - 1:07.302
4 - 1:14.086	9 - 1:07.907	
5 - 1:12.079	10 - 1:07.442	
88	Steven EVERSON	Mallock Mk28
1 - X:00.000	6 - 1:05.038	11 - 1:02.645
2 - 1:15.396	7 - 1:04.465	
3 - 1:07.593	8 - 1:03.419	
4 - 1:04.922	9 - 1:02.053	
5 - 1:04.926	10 - 1:02.220	
89	Brendan HERD	Mallock Mk21T
1 - X:00.000	6 - 1:12.414	11 - 1:08.204
2 - 1:26.672	7 - 1:11.935	12 - 1:13.482
3 - 1:18.854	8 - 1:09.336	13 - 1:08.486
4 - 1:16.455	9 - 1:08.590	
5 - 1:14.102	10 - 1:08.414	

Weather/Track: Sun/Damp

www.mstworld.com

Page 2 of 3

Silverstone
Circuit Length = 1.6390 miles.
Start: 09:00 End: 09:15

Printed - 09:17 Sunday, 01 November 2015

The Geoff Friswell Trophy for Clubmans Cars

RACE 10 - QUALIFYING LAP ANALYSIS - Silverstone - 31 October - 1 November 2015 (contd.)

111	Phillip ALLEN	Phantom P74
1 - X:00.000	6 - 1:11.023	11 - 1:09.083
2 - 1:44.198	7 - 1:12.612	12 - 1:10.927
3 - 1:22.295	8 - 1:10.725	13 - 1:08.616
4 - 1:16.216	9 - 1:09.614	
5 - 1:12.112	10 - 1:09.555	

Weather/Track: Sun/Damp

www.mstworld.com

Page 3 of 3


Silverstone
Circuit Length = 1.6390 miles.
Start: 09:00 End: 09:15

Printed - 09:17 Sunday, 01 November 2015

The Geoff Friswell Trophy for Clubmans Cars

RACE 10 - STARTING GRID - Silverstone - 31 October - 1 November 2015

ROW 7		58	MUIRHEAD		
ROW 6	11	BANKHURST	111	ALLEN	
ROW 5		22	BARAK	69	DAVENPORT
ROW 4	89	HERD	75	BURNHAM	
ROW 3		79	BICKNELL	51	HART
ROW 2	4	CHAPLIN	88	EVERSON	
ROW 1		15	MANSON	18	MALLOCK
					POLE



Weather/Track: Sun/Damp

These results are provisional until the conclusion of any judicial and technical matters.

Silverstone
Circuit Length = 1.6390 miles.
Start: 09:00 End: 09:15

Clerk of the Course:

Timekeeper:

The Geoff Friswell Trophy for Clubmans Cars

RACE 10 - CLASSIFICATION - Silverstone - 31 October - 1 November 2015

POS	NO	CL	DRIVER	NAT	CAR	TIME	LAPS	GAP	MPH	BEST
1	15	A	Rob MANSON		Mallock Mk21	20:27.660	20		95.88	1:00.478
2	4	A	Steven CHAPLIN		Phantom P79	20:33.370	20	5.710	95.43	1:00.727
3	89	E	Brendan HERD		Mallock Mk21T	20:37.334	19	1 LAP	90.36	1:03.086
4	79	E	Marcus BICKNELL		Mallock Mk26EB	20:38.375	19	1 LAP	90.28	1:03.263
5	75	E	Peter BURNHAM		Mallock Mk28/30	21:21.317	19	1 LAP	87.26	1:06.204
6	51	B	Philip HART		Mallock Mk16	21:27.701	19	1 LAP	86.82	1:06.617
7	58	B	John MUIRHEAD		Mallock U2 Mk18	21:30.892	19	1 LAP	86.61	1:05.897
8	69	B	Alan DAVENPORT		Mallock Mk18	20:27.764	18	2 LAPS	86.26	1:06.445
9	111	D	Phillip ALLEN		Phantom P74	20:39.595	17	3 LAPS	80.67	1:06.715

NOT CLASSIFIED

88	D	Steven EVERSON		Mallock Mk28	8:52.790	8	D.N.F.	88.03	1:01.876
11	C	Ian BANKHURST		Mallock Mk8B	11:16.791	8	D.N.F.	69.30	1:06.596
18	A	Ray MALLOCK		Mallock Mk18	3:24.733	3	D.N.F.	85.00	1:03.761

FASTEST LAP

15	A	Rob MANSON		Mallock Mk21	1:00.478	16	97.56mph	157.01kph
88	D	Steven EVERSON		Mallock Mk28	1:01.876	5	95.35mph	153.46kph
89	E	Brendan HERD		Mallock Mk21T	1:03.086	17	93.52mph	150.52kph
58	B	John MUIRHEAD		Mallock U2 Mk18	1:05.897	16	89.54mph	144.10kph
11	C	Ian BANKHURST		Mallock Mk8B	1:06.596	4	88.60mph	142.58kph

Car 22 - Non-starter

Weather/Track: Sun/Dry

These results are provisional until the conclusion of any judicial and technical matters.

Silverstone

Circuit Length = 1.6390 miles.

Start: 11:16 End: 11:36

Clerk of the Course:

Timekeeper:

The Geoff Friswell Trophy for Clubmans Cars

RACE 10 - LAP ANALYSIS - Silverstone - 31 October - 1 November 2015

4	Steven CHAPLIN	Phantom P79					
1 -	1:07.839	6 -	1:02.624	11 -	1:01.084	16 -	1:01.312
2 -	1:02.527	7 -	1:01.588	12 -	1:01.020	17 -	1:00.819
3 -	1:01.791	8 -	1:01.566	13 -	1:01.252	18 -	1:00.793
4 -	1:01.199	9 -	1:01.318	14 -	1:00.964	19 -	1:00.817
5 -	1:01.275	10 -	1:01.717	15 -	1:00.727	20 -	1:01.138
11	Ian BANKHURST	Mallock Mk8B					
1 -	1:13.892	6 -	1:06.819				
2 -	1:09.023	7 -	1:14.854				
3 -	1:07.224	8 -	1:57.518P				
4 -	1:06.596						
5 -	2:20.865						
15	Rob MANSON	Mallock Mk21					
1 -	1:05.703	6 -	1:02.016	11 -	1:00.523	16 -	1:00.478
2 -	1:02.025	7 -	1:00.942	12 -	1:01.104	17 -	1:01.215
3 -	1:01.772	8 -	1:00.999	13 -	1:01.798	18 -	1:00.598
4 -	1:01.121	9 -	1:02.268	14 -	1:00.761	19 -	1:01.029
5 -	1:00.832	10 -	1:00.949	15 -	1:00.684	20 -	1:00.843
18	Ray MALLOCK	Mallock Mk18					
1 -	1:04.380						
2 -	1:03.761						
3 -	1:16.592P						
51	Philip HART	Mallock Mk16					
1 -	1:13.095	6 -	1:08.644	11 -	1:06.695	16 -	1:07.063
2 -	1:10.390	7 -	1:07.363	12 -	1:07.096	17 -	1:07.213
3 -	1:07.711	8 -	1:07.363	13 -	1:07.248	18 -	1:06.991
4 -	1:06.908	9 -	1:07.374	14 -	1:07.030	19 -	1:06.617
5 -	1:07.512	10 -	1:08.459	15 -	1:06.929		
58	John MUIRHEAD	Mallock U2 Mk18					
1 -	1:15.995	6 -	1:09.298	11 -	1:07.319	16 -	1:05.897
2 -	1:08.016	7 -	1:08.325	12 -	1:06.950	17 -	1:06.150
3 -	1:07.681	8 -	1:11.607	13 -	1:06.887	18 -	1:06.530
4 -	1:08.555	9 -	1:08.278	14 -	1:06.732	19 -	1:06.261
5 -	1:07.407	10 -	1:06.885	15 -	1:06.119		

The Geoff Friswell Trophy for Clubmans Cars

RACE 10 - LAP ANALYSIS - Silverstone - 31 October - 1 November 2015

(contd.)

69	Alan DAVENPORT	Mallock Mk18					
1 -	1:17.692	6 -	1:08.890	11 -	1:06.678	16 -	1:07.643
2 -	1:09.048	7 -	1:08.159	12 -	1:06.463	17 -	1:06.476
3 -	1:08.916	8 -	1:09.332	13 -	1:06.703	18 -	1:06.560
4 -	1:08.870	9 -	1:08.270	14 -	1:06.695		
5 -	1:08.106	10 -	1:06.818	15 -	1:06.445		
75	Peter BURNHAM	Mallock Mk28/30					
1 -	1:13.583	6 -	1:08.603	11 -	1:06.631	16 -	1:06.204
2 -	1:08.245	7 -	1:07.614	12 -	1:06.720	17 -	1:06.573
3 -	1:07.562	8 -	1:07.391	13 -	1:06.740	18 -	1:06.391
4 -	1:06.927	9 -	1:07.611	14 -	1:06.838	19 -	1:06.413
5 -	1:07.101	10 -	1:07.730	15 -	1:06.440		
79	Marcus BICKNELL	Mallock Mk26EB					
1 -	1:14.867	6 -	1:06.063	11 -	1:04.131	16 -	1:03.944
2 -	1:07.916	7 -	1:05.498	12 -	1:03.584	17 -	1:03.701
3 -	1:06.366	8 -	1:05.040	13 -	1:03.489	18 -	1:03.263
4 -	1:04.925	9 -	1:05.421	14 -	1:03.914	19 -	1:03.676
5 -	1:03.998	10 -	1:04.539	15 -	1:04.040		
88	Steven EVERSON	Mallock Mk28					
1 -	1:25.768	6 -	1:04.825				
2 -	1:02.551	7 -	1:02.455				
3 -	1:02.964	8 -	1:09.940P				
4 -	1:02.411						
5 -	1:01.876						
89	Brendan HERD	Mallock Mk21T					
1 -	1:14.137	6 -	1:08.844	11 -	1:04.155	16 -	1:04.506
2 -	1:07.583	7 -	1:05.270	12 -	1:03.703	17 -	1:03.086
3 -	1:04.657	8 -	1:05.265	13 -	1:03.390	18 -	1:03.478
4 -	1:04.712	9 -	1:04.419	14 -	1:03.412	19 -	1:04.187
5 -	1:04.434	10 -	1:04.269	15 -	1:03.827		
111	Phillip ALLEN	Phantom P74					
1 -	1:16.897	6 -	1:09.411	11 -	1:14.477	16 -	1:09.634
2 -	1:07.822	7 -	1:07.767	12 -	1:12.242	17 -	1:13.080
3 -	1:08.166	8 -	1:34.813	13 -	1:12.886		
4 -	1:06.715	9 -	1:18.597	14 -	1:11.581		
5 -	1:07.376	10 -	1:16.093	15 -	1:12.038		

Car 22 - Non-starter
Weather/Track: Sun/Dry

www.mstworld.com

Page 2 of 2

Silverstone
Circuit Length = 1.6390 miles.
Start: 11:16 End: 11:36

Printed - 11:39 Sunday, 01 November 2015

The Geoff Friswell Trophy for Clubmans Cars

RACE 10 - LAP CHART - Silverstone - 31 October - 1 November 2015

Lap 1			Lap 2			Lap 3			Lap 4			Lap 5		
No	Behind	Laptime	No	Behind	Laptime	No	Behind	Laptime	No	Behind	Laptime	No	Behind	Laptime
18		1:04.380	15		1:02.025	15		1:01.772	15		1:01.121	15		1:00.832
15	1.323	1:05.703	18	0.413	1:03.761	4	2.657	1:01.791	4	2.735	1:01.199	4	3.178	1:01.275
4	3.459	1:07.839	4	2.638	1:02.527	18	15.233	1:16.592P	89	20.468	1:04.712	89	24.070	1:04.434
51	8.715	1:13.095	89	13.992	1:07.583	89	16.877	1:04.657	88	23.073	1:02.411	88	24.117	1:01.876
75	9.203	1:13.583	75	14.100	1:08.245	79	19.649	1:06.366	79	23.453	1:04.925	79	26.619	1:03.998
11	9.512	1:13.892	79	15.055	1:07.916	75	19.890	1:07.562	75	25.696	1:06.927	75	31.965	1:07.101
89	9.757	1:14.137	11	15.187	1:09.023	11	20.639	1:07.224	11	26.114	1:06.596	51	34.163	1:07.512
79	10.487	1:14.867	51	15.757	1:10.390	51	21.696	1:07.711	51	27.483	1:06.908	111	35.523	1:07.376
58	11.615	1:15.995	58	16.283	1:08.016	88	21.783	1:02.964	111	28.979	1:06.715	58	36.201	1:07.407
111	12.517	1:16.897	111	16.991	1:07.822	58	22.192	1:07.681	58	29.626	1:08.555	69	41.179	1:08.106
69	13.312	1:17.692	69	19.012	1:09.048	111	23.385	1:08.166	69	33.905	1:08.870			
88	21.388	1:25.768	88	20.591	1:02.551	69	26.156	1:08.916						

Car 22 - Non-starter
Weather/Track: Sun/Dry

www.mstworld.com

Page 1 of 4

Silverstone
Circuit Length = 1.6390 miles.
Start: 11:16 End: 11:36

Printed - 11:39 Sunday, 01 November 2015

The Geoff Friswell Trophy for Clubmans Cars

RACE 10 - LAP CHART - Silverstone - 31 October - 1 November 2015

(contd.)

Lap 6			Lap 7			Lap 8			Lap 9			Lap 10		
No	Behind	Laptime	No	Behind	Laptime	No	Behind	Laptime	No	Behind	Laptime	No	Behind	Laptime
15		1:02.016	15		1:00.942	15		1:00.999	15		1:02.268	15		1:00.949
4	3.786	1:02.624	4	4.432	1:01.588	4	4.999	1:01.566	69	1 LAP	1:09.332	4	4.817	1:01.717
88	26.926	1:04.825	88	28.439	1:02.455	88	37.380	1:09.940P	11	2 LAPS	1:14.854	58	1 LAP	1:08.278
79	30.666	1:06.063	79	35.222	1:05.498	79	39.263	1:05.040	4	4.049	1:01.318	69	1 LAP	1:08.270
89	30.898	1:08.844	89	35.226	1:05.270	89	39.492	1:05.265	111	1 LAP	1:34.813	111	1 LAP	1:18.597
75	38.552	1:08.603	75	45.224	1:07.614	75	51.616	1:07.391	89	41.643	1:04.419	89	44.963	1:04.269
51	40.791	1:08.644	51	47.212	1:07.363	51	53.576	1:07.363	79	42.416	1:05.421	79	46.006	1:04.539
111	42.918	1:09.411	111	49.743	1:07.767	58	1:01.474	1:11.607	75	56.959	1:07.611	11	2 LAPS	1:57.518P
58	43.483	1:09.298	11	1 LAP	1:06.819				51	58.682	1:07.374			
11	1 LAP	2:20.865	58	50.866	1:08.325									
69	48.053	1:08.890	69	55.270	1:08.159									

Car 22 - Non-starter
Weather/Track: Sun/Dry

www.mstworld.com

Page 2 of 4

Silverstone
Circuit Length = 1.6390 miles.
Start: 11:16 End: 11:36

Printed - 11:39 Sunday, 01 November 2015

The Geoff Friswell Trophy for Clubmans Cars

RACE 10 - LAP CHART - Silverstone - 31 October - 1 November 2015

(contd.)

Lap 11			Lap 12			Lap 13			Lap 14			Lap 15		
No	Behind	Laptime	No	Behind	Laptime	No	Behind	Laptime	No	Behind	Laptime	No	Behind	Laptime
15		1:00.523	15		1:01.104	15		1:01.798	15		1:00.761	15		1:00.684
75	1 LAP	1:07.730	4	5.294	1:01.020	4	4.748	1:01.252	4	4.951	1:00.964	4	4.994	1:00.727
4	5.378	1:01.084	75	1 LAP	1:06.631	111	2 LAPS	1:14.477	111	2 LAPS	1:12.242	75	1 LAP	1:06.838
51	1 LAP	1:08.459	51	1 LAP	1:06.695	75	1 LAP	1:06.720	75	1 LAP	1:06.740	51	1 LAP	1:07.030
58	1 LAP	1:06.885	58	1 LAP	1:07.319	51	1 LAP	1:07.096	51	1 LAP	1:07.248	111	2 LAPS	1:12.886
69	1 LAP	1:06.818	69	1 LAP	1:06.678	58	1 LAP	1:06.950	58	1 LAP	1:06.887	58	1 LAP	1:06.732
89	48.595	1:04.155	89	51.194	1:03.703	69	1 LAP	1:06.463	69	1 LAP	1:06.703	69	1 LAP	1:06.695
79	49.614	1:04.131	79	52.094	1:03.584	89	52.786	1:03.390	89	55.437	1:03.412	89	58.580	1:03.827
111	1 LAP	1:16.093				79	53.785	1:03.489	79	56.938	1:03.914	79	1:00.294	1:04.040

Car 22 - Non-starter
Weather/Track: Sun/Dry

www.mstworld.com

Page 3 of 4

Silverstone
Circuit Length = 1.6390 miles.
Start: 11:16 End: 11:36

Printed - 11:39 Sunday, 01 November 2015

The Geoff Friswell Trophy for Clubmans Cars

RACE 10 - LAP CHART - Silverstone - 31 October - 1 November 2015

(contd.)

Lap 16			Lap 17			Lap 18			Lap 19			Lap 20		
No	Behind	Laptime	No	Behind	Laptime	No	Behind	Laptime	No	Behind	Laptime	No	Behind	Laptime
15		1:00.478	15		1:01.215	15		1:00.598	15		1:01.029	15		1:00.843
4	5.828	1:01.312	89	1 LAP	1:04.506	89	1 LAP	1:03.086	4	5.415	1:00.817	69	2 LAPS	1:06.560
75	1 LAP	1:06.440	79	1 LAP	1:03.944	4	5.627	1:00.793	89	1 LAP	1:03.478	4	5.710	1:01.138
51	1 LAP	1:06.929	4	5.432	1:00.819	79	1 LAP	1:03.701	79	1 LAP	1:03.263	89	1 LAP	1:04.187
111	2 LAPS	1:11.581	75	1 LAP	1:06.204	75	1 LAP	1:06.573	75	1 LAP	1:06.391	79	1 LAP	1:03.676
58	1 LAP	1:06.119	51	1 LAP	1:07.063	51	1 LAP	1:07.213	51	1 LAP	1:06.991	111	3 LAPS	1:13.080
69	1 LAP	1:06.445	58	1 LAP	1:05.897	58	1 LAP	1:06.150	58	1 LAP	1:06.530	75	1 LAP	1:06.413
			69	1 LAP	1:07.643	69	1 LAP	1:06.476				51	1 LAP	1:06.617
			111	2 LAPS	1:12.038	111	2 LAPS	1:09.634				58	1 LAP	1:06.261

Car 22 - Non-starter
Weather/Track: Sun/Dry

www.mstworld.com

Page 4 of 4

Silverstone
Circuit Length = 1.6390 miles.
Start: 11:16 End: 11:36

Printed - 11:39 Sunday, 01 November 2015

Allcomers Open Wheel Scratch Race Sponsored by Principle Graphics
RACE 11 - QUALIFYING - Silverstone - 31 October - 1 November 2015

POS	NO	CL	DRIVER	NAT	CAR	TIME	LAPS	GAP	MPH
1	50	C	Henry CHART		Dallara F305	54.462	15		108.34
2	111	C	Neil HUNT		Tatuus MSV F4-016	55.793	16	1.331	105.75
3	22	B	Mark DWYER		March 742	55.972	14	1.510	105.41
4	99	C	Tim BUCKLEY		Dallara F3	56.267	16	1.805	104.86
5	19	C	Cian CAREY		Renault Tatuus	56.907	16	2.445	103.68
6	94	C	Richard MITCHELL		RSR F4-013	57.658	16	3.196	102.33
7	78	C	Myles CASTALDINI		Van Diemen RF94	59.472	12	5.010	99.21
8	95	C	Joe STABLES		RSR F4-013	59.681	15	5.219	98.86
9	4	C	Jordan SANDERS		RSR F4-013	59.717	15	5.255	98.80
10	44	B	Iain ROWLEY		March 793	1:00.373	15	5.911	97.73
11	51	A	Graham RIDGWAY		Reynard SF78	1:02.467	15	8.005	94.45
12	59	C	Chris LORD		Vauxhall Lotus	1:02.910	15	8.448	93.79
13	81	B	James LOVETT		Winkelmann HFF	1:08.763	13	14.301	85.80
14	5	B	Ian PEARSON		Lotus 61	1:09.134	14	14.672	85.34
15	122	B	Neil GLOVER		March 782	1:10.457	5	15.995	83.74
16	89	B	John HUTCHISON SNR.		Crossle 14F	1:10.462	13	16.000	83.73

Car 122 requires a working transponder - Regulation Q.12.2.1 refers.

Weather/Track: Sun/Damp

These results are provisional until the conclusion of any judicial and technical matters.

Silverstone

Circuit Length = 1.6390 miles.

Start: 09:23 End: 09:38

Clerk of the Course:		Timekeeper:
----------------------	--	-------------

Allcomers Open Wheel Scratch Race Sponsored by Principle Graphics
RACE 11 - QUALIFYING LAP ANALYSIS - Silverstone - 31 October - 1 November 2015

4	Jordan SANDERS	RSR F4-013		
1 -	9:16.869	6 - 1:01.648	11 - 1:00.300	
2 -	1:10.562	7 - 1:01.689	12 - 1:01.065	
3 -	1:08.515	8 - 1:01.371	13 - 1:00.187	
4 -	1:01.828	9 - 1:02.565	14 - 59.717	
5 -	1:02.160	10 - 1:00.267	15 - 1:06.339	
5	Ian PEARSON	Lotus 61		
1 -	9:14.115	6 - 1:10.055	11 - 1:09.505	
2 -	1:15.609	7 - 1:10.198	12 - 1:09.155	
3 -	1:11.317	8 - 1:09.532	13 - 1:09.572	
4 -	1:10.455	9 - 1:09.958	14 - 1:09.429	
5 -	1:09.134	10 - 1:10.271		
19	Cian CAREY	Renault Tatuus		
1 -	9:05.450	6 - 58.699	11 - 57.909	16 - 57.476
2 -	1:06.456	7 - 59.250	12 - 56.924	
3 -	1:00.830	8 - 57.538	13 - 56.907	
4 -	59.543	9 - 58.620	14 - 57.898	
5 -	58.775	10 - 57.254	15 - 56.924	
22	Mark DWYER	March 742		
1 -	9:08.126	6 - 56.855	11 - 56.491	
2 -	1:07.427	7 - 1:02.832	12 - 56.331	
3 -	1:01.041	8 - 58.408	13 - 57.484	
4 -	58.135	9 - 56.287	14 - 1:05.300P	
5 -	57.420	10 - 55.972		
44	Iain ROWLEY	March 793		
1 -	9:00.957	6 - 1:01.713	11 - 1:00.772	
2 -	1:14.881	7 - 1:01.506	12 - 1:00.594	
3 -	1:07.287	8 - 1:02.912	13 - 1:00.542	
4 -	1:04.644	9 - 1:01.194	14 - 1:00.373	
5 -	1:02.741	10 - 1:01.652	15 - 1:15.543P	
50	Henry CHART	Dallara F305		
1 -	8:59.644	6 - 57.534	11 - 54.809	
2 -	1:07.452	7 - 55.248	12 - 54.738	
3 -	58.784	8 - 55.552	13 - 54.702	
4 -	56.863	9 - 55.941	14 - 54.462	
5 -	55.935	10 - 56.047	15 - 1:06.603P	

Car 122 requires a working transponder - Regulation Q.12.2.1 refers.
Weather/Track: Sun/Damp

Silverstone
Circuit Length = 1.6390 miles.
Start: 09:23 End: 09:38

Allcomers Open Wheel Scratch Race Sponsored by Principle Graphics
RACE 11 - QUALIFYING LAP ANALYSIS - Silverstone - 31 October - 1 November 2015
 (contd.)

51	Graham RIDGWAY	Reynard SF78			
1 -	8:52.922	6 -	1:04.213	11 -	1:03.680
2 -	1:11.254	7 -	1:03.960	12 -	1:04.669
3 -	1:07.877	8 -	1:04.496	13 -	1:03.760
4 -	1:06.323	9 -	1:03.326	14 -	1:02.748
5 -	1:06.229	10 -	1:03.011	15 -	1:02.467
59	Chris LORD	Vauxhall Lotus			
1 -	9:03.643	6 -	1:05.126	11 -	1:05.683
2 -	1:11.090	7 -	1:04.785	12 -	1:03.181
3 -	1:08.170	8 -	1:05.046	13 -	1:03.059
4 -	1:07.947	9 -	1:03.865	14 -	1:03.502
5 -	1:04.473	10 -	1:05.386	15 -	1:02.910
78	Myles CASTALDINI	Van Diemen RF94			
1 -	8:55.395	6 -	1:01.165	11 -	59.472
2 -	1:09.313	7 -	1:01.452	12 -	1:22.485P
3 -	1:04.799	8 -	1:01.224		
4 -	1:02.448	9 -	1:00.763		
5 -	1:01.982	10 -	59.623		
81	James LOVETT	Winkelmann HFF			
1 -	9:03.184	6 -	1:10.372	11 -	1:15.163
2 -	1:24.247	7 -	1:10.940	12 -	1:08.969
3 -	1:08.763	8 -	1:10.733	13 -	1:08.772
4 -	1:12.879	9 -	1:09.465		
5 -	1:10.779	10 -	1:10.033		
89	John HUTCHISON SNR.	Crossle 14F			
1 -	8:20.125	6 -	1:13.809	11 -	1:10.462
2 -	1:57.114	7 -	1:15.215	12 -	1:11.933
3 -	1:18.955	8 -	1:12.559	13 -	1:14.896
4 -	1:18.258	9 -	1:14.540		
5 -	1:16.249	10 -	1:12.067		
94	Richard MITCHELL	RSR F4-013			
1 -	8:43.077	6 -	59.856	11 -	58.109
2 -	1:04.617	7 -	58.658	12 -	59.029
3 -	1:01.664	8 -	58.173	13 -	57.798
4 -	1:00.412	9 -	57.988	14 -	58.413
5 -	1:00.650	10 -	59.512	15 -	58.397
				16 -	57.658

Car 122 requires a working transponder - Regulation Q.12.2.1 refers.
 Weather/Track: Sun/Damp

Silverstone
 Circuit Length = 1.6390 miles.
 Start: 09:23 End: 09:38

Allcomers Open Wheel Scratch Race Sponsored by Principle Graphics
RACE 11 - QUALIFYING LAP ANALYSIS - Silverstone - 31 October - 1 November 2015
 (contd.)


95	Joe STABLES	RSR F4-013					
1 -	8:51.314	6 -	1:03.047	11 -	1:00.512		
2 -	1:11.307	7 -	1:01.911	12 -	1:00.039		
3 -	1:08.961	8 -	1:01.830	13 -	59.707		
4 -	1:05.298	9 -	1:01.924	14 -	1:01.130		
5 -	1:03.599	10 -	1:00.905	15 -	59.681		
99	Tim BUCKLEY	Dallara F3					
1 -	9:01.238	6 -	59.378	11 -	56.712	16 -	56.267
2 -	1:07.514	7 -	59.593	12 -	57.107		
3 -	1:02.007	8 -	59.259	13 -	56.758		
4 -	1:00.048	9 -	57.937	14 -	57.527		
5 -	1:00.586	10 -	56.804	15 -	56.768		
111	Neil HUNT	Tatuus MSV F4-016					
1 -	9:01.673	6 -	56.764	11 -	56.796	16 -	1:03.608
2 -	1:07.184	7 -	56.668	12 -	56.164		
3 -	1:00.856	8 -	1:17.365	13 -	57.558		
4 -	57.942	9 -	56.784	14 -	56.243		
5 -	56.357	10 -	56.463	15 -	55.793		
122	Neil GLOVER	March 782					
1 -	9:08.126						
2 -	1:15.221						
3 -	1:10.457						
4 -	1:56.706						
5 -	2:04.106P						

Car 122 requires a working transponder - Regulation Q.12.2.1 refers.
 Weather/Track: Sun/Damp

Silverstone
 Circuit Length = 1.6390 miles.
 Start: 09:23 End: 09:38

Allcomers Open Wheel Scratch Race Sponsored by Principle Graphics
RACE 11 - STARTING GRID - Silverstone - 31 October - 1 November 2015

ROW 8	89 HUTCHISON SNR.	122 GLOVER
ROW 7	5 PEARSON	81 LOVETT
ROW 6	59 LORD	51 RIDGWAY
ROW 5	44 ROWLEY	4 SANDERS
ROW 4	95 STABLES	78 CASTALDINI
ROW 3	94 MITCHELL	19 CAREY
ROW 2	99 BUCKLEY	22 DWYER
ROW 1	111 HUNT	50 CHART
		POLE



Car 122 requires a working transponder - Regulation Q.12.2.1 refers.

Weather/Track: Sun/Damp

These results are provisional until the conclusion of any judicial and technical matters.

Silverstone

Circuit Length = 1.6390 miles.

Start: 09:23 End: 09:38

Clerk of the Course:

Timekeeper:

Allcomers Open Wheel Scratch Race Sponsored by Principle Graphics
RACE 11 - CLASSIFICATION - Silverstone - 31 October - 1 November 2015

POS	NO	CL	DRIVER	NAT	CAR	TIME	LAPS	GAP	MPH	BEST
1	22	B	Mark DWYER		March 742	18:55.082	20		103.70	55.991
2	111	C	Neil HUNT		Tatuus MSV F4-016	18:58.726	20	3.644	103.36	55.830
3	99	C	Tim BUCKLEY		Dallara F3	19:22.055	20	26.973	101.29	56.803
4	94	C	Richard MITCHELL		RSR F4-013	19:33.160	20	38.078	100.33	57.243
5	122	B	Neil GLOVER		March 782	19:40.077	20	44.995	99.74	56.477
6	95	C	Joe STABLES		RSR F4-013	18:56.953	19	1 LAP	98.34	58.377
7	4	C	Jordan SANDERS		RSR F4-013	19:04.206	19	1 LAP	97.71	58.688
8	44	B	Iain ROWLEY		March 793	19:28.807	19	1 LAP	95.66	1:00.066
9	59	C	Chris LORD		Vauxhall Lotus	18:55.993	18	2 LAPS	93.23	1:02.081
10	51	A	Graham RIDGWAY		Reynard SF78	19:06.057	18	2 LAPS	92.41	1:02.367
11	78	C	Myles CASTALDINI		Van Diemen RF94	19:44.265	18	2 LAPS	89.43	59.653
12	89	B	John HUTCHISON SNR.		Crossle 14F	19:37.759	17	3 LAPS	84.91	1:07.371
13	5	B	Ian PEARSON		Lotus 61	19:38.756	17	3 LAPS	84.84	1:07.558
14	81	B	James LOVETT		Winkelmann HFF	19:40.185	17	3 LAPS	84.73	1:08.252

NOT CLASSIFIED

50	C	Henry CHART		Dallara F305	17:41.012	19	D.N.F.	105.37	53.652
19	C	Cian CAREY		Renault Tatuus	1:01.711	1	D.N.F.	90.77	1:01.711

FASTEST LAP

50	C	Henry CHART		Dallara F305	53.652	9	109.97mph	176.98kph
22	B	Mark DWYER		March 742	55.991	14	105.38mph	169.59kph
51	A	Graham RIDGWAY		Reynard SF78	1:02.367	11	94.60mph	152.25kph

Car 122 requires a working transponder - Regulation Q.12.2.1 refers.

Weather/Track: Sun/Dry

These results are provisional until the conclusion of any judicial and technical matters.

Silverstone

Circuit Length = 1.6390 miles.

Start: 11:49 End: 12:08

Clerk of the Course:

Timekeeper:

Allcomers Open Wheel Scratch Race Sponsored by Principle Graphics
RACE 11 - LAP ANALYSIS - Silverstone - 31 October - 1 November 2015

4	Jordan SANDERS				RSR F4-013
1 -	1:06.772	6 -	59.779	11 -	58.688
2 -	1:01.708	7 -	59.498	12 -	58.712
3 -	1:00.819	8 -	1:00.160	13 -	58.832
4 -	1:00.613	9 -	59.655	14 -	59.174
5 -	1:00.449	10 -	1:00.566	15 -	59.226
16 -	1:01.210			17 -	59.587
				18 -	59.125
				19 -	59.633
5	Ian PEARSON				Lotus 61
1 -	1:15.273	6 -	1:10.127	11 -	1:08.842
2 -	1:10.305	7 -	1:08.829	12 -	1:07.945
3 -	1:10.184	8 -	1:08.221	13 -	1:08.358
4 -	1:10.045	9 -	1:07.558	14 -	1:09.269
5 -	1:10.046	10 -	1:08.431	15 -	1:08.195
16 -	1:08.603			17 -	1:08.525
19	Cian CAREY				Renault Tatuus
1 -	1:01.711				
22	Mark DWYER				March 742
1 -	59.610	6 -	57.109	11 -	56.401
2 -	56.197	7 -	56.725	12 -	56.024
3 -	56.082	8 -	56.813	13 -	56.485
4 -	56.720	9 -	56.063	14 -	55.991
5 -	56.125	10 -	56.314	15 -	56.653
				16 -	56.345
				17 -	58.518
				18 -	56.535
				19 -	56.743
				20 -	57.629
44	Iain ROWLEY				March 793
1 -	1:07.650	6 -	1:00.308	11 -	1:00.066
2 -	1:01.888	7 -	1:00.694	12 -	1:00.105
3 -	1:02.358	8 -	1:00.188	13 -	1:01.075
4 -	1:00.592	9 -	1:01.032	14 -	1:00.465
5 -	1:00.317	10 -	1:00.300	15 -	1:00.931
16 -	1:02.404			17 -	1:02.073
				18 -	1:02.741
				19 -	1:03.620
50	Henry CHART				Dallara F305
1 -	59.025	6 -	54.406	11 -	54.470
2 -	55.201	7 -	53.832	12 -	54.280
3 -	55.256	8 -	54.061	13 -	53.879
4 -	54.463	9 -	53.652	14 -	54.288
5 -	54.223	10 -	55.457	15 -	56.331
16 -	55.016			17 -	58.985
				18 -	59.901
				19 -	1:04.286

Car 122 requires a working transponder - Regulation Q.12.2.1 refers.
Weather/Track: Sun/Dry

Silverstone
Circuit Length = 1.6390 miles.
Start: 11:49 End: 12:08

Allcomers Open Wheel Scratch Race Sponsored by Principle Graphics
RACE 11 - LAP ANALYSIS - Silverstone - 31 October - 1 November 2015
 (contd.)

51	Graham RIDGWAY	Reynard SF78					
1 -	1:10.219	6 -	1:03.395	11 -	1:02.367	16 -	1:02.985
2 -	1:04.875	7 -	1:03.256	12 -	1:02.800	17 -	1:03.867
3 -	1:04.330	8 -	1:02.950	13 -	1:02.711	18 -	1:02.803
4 -	1:03.646	9 -	1:03.127	14 -	1:03.112		
5 -	1:03.862	10 -	1:02.627	15 -	1:03.125		
59	Chris LORD	Vauxhall Lotus					
1 -	1:08.867	6 -	1:02.369	11 -	1:02.596	16 -	1:03.027
2 -	1:03.117	7 -	1:02.467	12 -	1:03.291	17 -	1:02.232
3 -	1:02.081	8 -	1:02.732	13 -	1:02.432	18 -	1:04.659
4 -	1:02.407	9 -	1:02.646	14 -	1:03.659		
5 -	1:02.284	10 -	1:02.561	15 -	1:02.566		
78	Myles CASTALDINI	Van Diemen RF94					
1 -	1:05.268	6 -	1:01.032	11 -	1:01.124	16 -	1:00.081
2 -	2:30.662	7 -	59.653	12 -	1:00.552	17 -	1:00.861
3 -	1:01.066	8 -	1:01.030	13 -	1:00.317	18 -	1:00.444
4 -	1:00.105	9 -	1:00.967	14 -	1:00.571		
5 -	1:00.280	10 -	1:00.076	15 -	1:00.176		
81	James LOVETT	Winkelmann HFF					
1 -	1:16.010	6 -	1:08.868	11 -	1:09.743	16 -	1:08.577
2 -	1:10.371	7 -	1:09.237	12 -	1:08.357	17 -	1:08.524
3 -	1:09.617	8 -	1:09.143	13 -	1:08.312		
4 -	1:09.620	9 -	1:08.856	14 -	1:08.969		
5 -	1:09.212	10 -	1:08.517	15 -	1:08.252		
89	John HUTCHISON SNR.	Crossle 14F					
1 -	1:15.401	6 -	1:08.617	11 -	1:11.542	16 -	1:08.644
2 -	1:08.897	7 -	1:08.854	12 -	1:10.949	17 -	1:09.055
3 -	1:07.695	8 -	1:10.537	13 -	1:08.379		
4 -	1:07.690	9 -	1:07.569	14 -	1:09.261		
5 -	1:08.419	10 -	1:08.879	15 -	1:07.371		
94	Richard MITCHELL	RSR F4-013					
1 -	1:03.636	6 -	57.671	11 -	57.332	16 -	57.243
2 -	58.730	7 -	59.744	12 -	57.728	17 -	58.016
3 -	59.093	8 -	57.886	13 -	58.344	18 -	59.086
4 -	58.513	9 -	57.624	14 -	57.795	19 -	58.077
5 -	58.685	10 -	57.638	15 -	58.565	20 -	1:01.754

Car 122 requires a working transponder - Regulation Q.12.2.1 refers.
 Weather/Track: Sun/Dry

Silverstone
 Circuit Length = 1.6390 miles.
 Start: 11:49 End: 12:08

Allcomers Open Wheel Scratch Race Sponsored by Principle Graphics
RACE 11 - LAP ANALYSIS - Silverstone - 31 October - 1 November 2015
 (contd.)

95	Joe STABLES					RSR F4-013	
1 -	1:05.327	6 -	58.764	11 -	58.608	16 -	58.555
2 -	1:09.308	7 -	59.008	12 -	58.547	17 -	58.422
3 -	1:01.252	8 -	59.057	13 -	58.602	18 -	59.399
4 -	59.888	9 -	58.828	14 -	58.541	19 -	58.586
5 -	59.261	10 -	58.377	15 -	58.623		
99	Tim BUCKLEY					Dallara F3	
1 -	1:08.890	6 -	56.803	11 -	56.999	16 -	58.286
2 -	58.191	7 -	58.671	12 -	57.025	17 -	57.195
3 -	58.397	8 -	57.915	13 -	58.286	18 -	57.054
4 -	57.291	9 -	57.269	14 -	56.933	19 -	57.828
5 -	57.112	10 -	57.041	15 -	57.368	20 -	57.501
111	Neil HUNT					Tatuus MSV F4-016	
1 -	1:02.496	6 -	57.347	11 -	56.507	16 -	55.830
2 -	56.627	7 -	56.205	12 -	56.829	17 -	57.035
3 -	57.526	8 -	56.250	13 -	56.224	18 -	56.457
4 -	56.521	9 -	56.816	14 -	55.965	19 -	57.539
5 -	56.743	10 -	56.080	15 -	56.719	20 -	57.010
122	Neil GLOVER					March 782	
1 -	1:08.890	6 -	57.981	11 -	59.302	16 -	57.396
2 -	1:00.740	7 -	1:01.326	12 -	57.978	17 -	57.659
3 -	59.771	8 -	59.563	13 -	57.732	18 -	59.117
4 -	58.383	9 -	58.880	14 -	58.776	19 -	57.749
5 -	57.919	10 -	56.477	15 -	56.694	20 -	57.744

Car 122 requires a working transponder - Regulation Q.12.2.1 refers.
 Weather/Track: Sun/Dry

Silverstone
 Circuit Length = 1.6390 miles.
 Start: 11:49 End: 12:08

Allcomers Open Wheel Scratch Race Sponsored by Principle Graphics
RACE 11 - LAP CHART - Silverstone - 31 October - 1 November 2015

Lap 1			Lap 2			Lap 3			Lap 4			Lap 5		
No	Behind	Laptime	No	Behind	Laptime	No	Behind	Laptime	No	Behind	Laptime	No	Behind	Laptime
50		59.025	50		55.201	50		55.256	50		54.463	50		54.223
22	0.585	59.610	22	1.581	56.197	22	2.407	56.082	22	4.664	56.720	89	1 LAP	1:07.690
19	2.686	1:01.711	111	4.897	56.627	111	7.167	57.526	111	9.225	56.521	22	6.566	56.125
111	3.471	1:02.496	94	8.140	58.730	94	11.977	59.093	94	16.027	58.513	81	1 LAP	1:09.620
94	4.611	1:03.636	99	12.855	58.191	99	15.996	58.397	99	18.824	57.291	5	1 LAP	1:10.045
78	6.243	1:05.268	4	14.254	1:01.708	4	19.817	1:00.819	122	23.839	58.383	111	11.745	56.743
95	6.302	1:05.327	44	15.312	1:01.888	122	19.919	59.771	4	25.967	1:00.613	94	20.489	58.685
4	7.747	1:06.772	122	15.404	1:00.740	44	22.414	1:02.358	44	28.543	1:00.592	99	21.713	57.112
44	8.625	1:07.650	59	17.758	1:03.117	59	24.583	1:02.081	95	31.830	59.888	4	32.193	1:00.449
59	9.842	1:08.867	95	20.409	1:09.308	95	26.405	1:01.252	59	32.527	1:02.407	122	27.535	57.919
99	9.865	1:08.890	51	20.868	1:04.875	51	29.942	1:04.330	51	39.125	1:03.646	44	34.637	1:00.317
122	9.865	1:08.890	89	30.072	1:08.897	89	42.511	1:07.695	78	1 LAP	1:01.066	95	36.868	59.261
51	11.194	1:10.219	5	31.352	1:10.305	5	46.280	1:10.184				59	40.588	1:02.284
5	16.248	1:15.273	81	32.155	1:10.371	78	1 LAP	2:30.662				51	48.764	1:03.862
89	16.376	1:15.401				81	46.516	1:09.617						
81	16.985	1:16.010												

Car 122 requires a working transponder - Regulation Q.12.2.1 refers.
Weather/Track: Sun/Dry

Silverstone
Circuit Length = 1.6390 miles.
Start: 11:49 End: 12:08

Allcomers Open Wheel Scratch Race Sponsored by Principle Graphics
RACE 11 - LAP CHART - Silverstone - 31 October - 1 November 2015
 (contd.)

Lap 6			Lap 7			Lap 8			Lap 9			Lap 10		
No	Behind	Laptime	No	Behind	Laptime	No	Behind	Laptime	No	Behind	Laptime	No	Behind	Laptime
50		54.406	50		53.832	50		54.061	50		53.652	50		55.457
78	2 LAPS	1:00.105	51	1 LAP	1:03.395	59	1 LAP	1:02.467	5	2 LAPS	1:08.829	95	1 LAP	58.828
22	9.269	57.109	78	2 LAPS	1:00.280	51	1 LAP	1:03.256	59	1 LAP	1:02.732	44	1 LAP	1:01.032
111	14.686	57.347	22	12.162	56.725	22	14.914	56.813	22	17.325	56.063	89	2 LAPS	1:10.537
89	1 LAP	1:08.419	111	17.059	56.205	78	2 LAPS	1:01.032	51	1 LAP	1:02.950	81	2 LAPS	1:09.143
81	1 LAP	1:09.212	99	28.949	58.671	111	19.248	56.250	111	22.412	56.816	5	2 LAPS	1:08.221
5	1 LAP	1:10.046	94	29.666	59.744	99	32.803	57.915	78	2 LAPS	59.653	22	18.182	56.314
94	23.754	57.671	89	1 LAP	1:08.617	94	33.491	57.886	99	36.420	57.269	59	1 LAP	1:02.646
99	24.110	56.803	81	1 LAP	1:08.868	89	1 LAP	1:08.854	94	37.463	57.624	111	23.035	56.080
122	31.110	57.981	122	38.604	1:01.326	122	44.106	59.563	4	55.334	59.655	78	2 LAPS	1:01.030
4	37.566	59.779	5	1 LAP	1:10.127	4	49.331	1:00.160	122	49.334	58.880	51	1 LAP	1:03.127
44	40.539	1:00.308	4	43.232	59.498	95	51.398	59.057				99	38.004	57.041
95	41.226	58.764	95	46.402	59.008	81	1 LAP	1:09.237				94	39.644	57.638
59	48.551	1:02.369	44	47.401	1:00.694	44	53.528	1:00.188				122	50.354	56.477

Car 122 requires a working transponder - Regulation Q.12.2.1 refers.
 Weather/Track: Sun/Dry

Silverstone
 Circuit Length = 1.6390 miles.
 Start: 11:49 End: 12:08

Allcomers Open Wheel Scratch Race Sponsored by Principle Graphics
RACE 11 - LAP CHART - Silverstone - 31 October - 1 November 2015
 (contd.)

Lap 11			Lap 12			Lap 13			Lap 14			Lap 15		
No	Behind	Laptime	No	Behind	Laptime	No	Behind	Laptime	No	Behind	Laptime	No	Behind	Laptime
50		54.470	50		54.280	50		53.879	50		54.288	50		56.331
95	1 LAP	58.377	122	1 LAP	59.302	122	1 LAP	57.978	51	2 LAPS	1:02.800	51	2 LAPS	1:02.711
4	1 LAP	1:00.566	95	1 LAP	58.608	95	1 LAP	58.547	5	3 LAPS	1:08.842	122	1 LAP	58.776
44	1 LAP	1:00.300	4	1 LAP	58.688	4	1 LAP	58.712	81	3 LAPS	1:09.743	89	3 LAPS	1:10.949
89	2 LAPS	1:07.569	44	1 LAP	1:00.066	44	1 LAP	1:00.105	122	1 LAP	57.732	5	3 LAPS	1:07.945
22	20.113	56.401	22	21.857	56.024	22	24.463	56.485	95	1 LAP	58.602	81	3 LAPS	1:08.357
111	25.072	56.507	111	27.621	56.829	111	29.966	56.224	4	1 LAP	58.832	95	1 LAP	58.541
5	2 LAPS	1:07.558	89	2 LAPS	1:08.879	59	1 LAP	1:03.291	22	26.166	55.991	4	1 LAP	59.174
81	2 LAPS	1:08.856	59	1 LAP	1:02.596	99	47.685	58.286	44	1 LAP	1:01.075	22	26.488	56.653
59	1 LAP	1:02.561	5	2 LAPS	1:08.431	78	2 LAPS	1:01.124	111	31.643	55.965	111	32.031	56.719
78	2 LAPS	1:00.967	81	2 LAPS	1:08.517	94	50.419	58.344	99	50.330	56.933	44	1 LAP	1:00.465
51	1 LAP	1:02.627	78	2 LAPS	1:00.076	89	2 LAPS	1:11.542	59	1 LAP	1:02.432	99	51.367	57.368
99	40.533	56.999	99	43.278	57.025				94	53.926	57.795			
94	42.506	57.332	94	45.954	57.728				78	2 LAPS	1:00.552			
			51	1 LAP	1:02.367									

Car 122 requires a working transponder - Regulation Q.12.2.1 refers.
 Weather/Track: Sun/Dry

Silverstone
 Circuit Length = 1.6390 miles.
 Start: 11:49 End: 12:08

Allcomers Open Wheel Scratch Race Sponsored by Principle Graphics
RACE 11 - LAP CHART - Silverstone - 31 October - 1 November 2015
 (contd.)

Lap 16			Lap 17			Lap 18			Lap 19			Lap 20		
No	Behind	Laptime	No	Behind	Laptime	No	Behind	Laptime	No	Behind	Laptime	No	Behind	Laptime
50		55.016	50		58.985	50		59.901	50		1:04.286	22		57.629
94	1 LAP	58.565	78	3 LAPS	1:00.571	78	3 LAPS	1:00.176	78	3 LAPS	1:00.081	59	2 LAPS	1:04.659
78	3 LAPS	1:00.317	59	2 LAPS	1:02.566	122	1 LAP	57.659	122	1 LAP	59.117	95	1 LAP	58.586
59	2 LAPS	1:03.659	122	1 LAP	57.396	59	2 LAPS	1:03.027	59	2 LAPS	1:02.232	111	3.644	57.010
122	1 LAP	56.694	51	2 LAPS	1:03.125	95	1 LAP	58.422	22	16.441	56.743	4	1 LAP	59.633
51	2 LAPS	1:03.112	95	1 LAP	58.555	51	2 LAPS	1:02.985	95	1 LAP	59.399	51	2 LAPS	1:02.803
95	1 LAP	58.623	22	27.350	58.518	22	23.984	56.535	111	20.704	57.539	99	26.973	57.501
89	3 LAPS	1:08.379	4	1 LAP	1:01.210	111	27.451	56.457	51	2 LAPS	1:03.867	44	1 LAP	1:03.620
5	3 LAPS	1:08.358	111	30.895	57.035	4	1 LAP	59.587	4	1 LAP	59.125	94	38.078	1:01.754
4	1 LAP	59.226	89	3 LAPS	1:09.261	89	3 LAPS	1:07.371	99	43.542	57.828	89	3 LAPS	1:09.055
22	27.817	56.345	5	3 LAPS	1:09.269	5	3 LAPS	1:08.195	44	1 LAP	1:02.741	5	3 LAPS	1:08.525
81	3 LAPS	1:08.312	81	3 LAPS	1:08.969	44	1 LAP	1:02.073	89	3 LAPS	1:08.644	122	44.995	57.744
111	32.845	55.830	44	1 LAP	1:02.404	81	3 LAPS	1:08.252	5	3 LAPS	1:08.603	81	3 LAPS	1:08.524
44	1 LAP	1:00.931	99	52.847	57.195	99	50.000	57.054	94	50.394	58.077	78	2 LAPS	1:00.444
99	54.637	58.286	94	57.418	58.016	94	56.603	59.086	81	3 LAPS	1:08.577			
94	58.387	57.243							122	1:01.321	57.749			
									78	2 LAPS	1:00.861			

Car 122 requires a working transponder - Regulation Q.12.2.1 refers.
 Weather/Track: Sun/Dry

Silverstone
 Circuit Length = 1.6390 miles.
 Start: 11:49 End: 12:08

Allcomers Closed Wheel Scratch Race Sponsored by CE Facilities Services
RACE 15 - QUALIFYING - Silverstone - 31 October - 1 November 2015

POS	NO	CL	DRIVER	NAT	CAR	TIME	LAPS	GAP	MPH
1	96	D	Tim GRAY		Spire GT3	54.095	15		109.07
2	10	E	Jordan SANDERS		Juno CN2012	54.714	16	0.619	107.84
3	11	E	Joey FOSTER		Ginetta LMP3	55.310	15	1.215	106.67
4	42	E	Richard FEARNES		Radical SR8	56.809	12	2.714	103.86
5	7	E	Mike ROBERTS		ADR 3	57.921	16	3.826	101.87
6	17	E	Mike SMITH		Radical Spyder RXC	58.565	16	4.470	100.75
7	29	E	Oliver BRYANT		Lola T70	59.053	15	4.958	99.91
8	88	D	Richard WISE		Spire GT3	59.057	10	4.962	99.91
9	18	D	Ray MALLOCK		Mallock Mk18	59.687	8	5.592	98.85
10	46	E	Chris CHILD		Nemesis RME98	59.737	16	5.642	98.77
11	84	E	Stephen BRACEGIRDLE		Nemesis RWE98	59.825	15	5.730	98.62
12	50	D	David PORTER		Radical SR3	1:00.186	15	6.091	98.03
13	129	C	Phil HANSON		Audi R8	1:00.453	14	6.358	97.60
14	19	C	Stephen HALL		Audi TTRS	1:01.693	15	7.598	95.64
15	41	B	Oliver BULL		Vauxhall Tigra Silhouette	1:02.265	16	8.170	94.76
16	24	C	Ray ROWAN		Porsche 996 GT3	1:02.671	10	8.576	94.14
17	15	E	Neil HARRIS		Nemesis Prototype	1:02.832	15	8.737	93.90
18	80	C	Grahame BRYANT		Morgan Plus 8	1:06.624	14	12.529	88.56
19	79	C	Brian SALE		Rover Vitesse	1:06.990	14	12.895	88.07
20	62	E	Robert John NASH		Prospert LM3000	1:10.941	12	16.846	83.17
21	63	B	Andrew SWEET		Ford Capri	1:11.928	13	17.833	82.03
22	60	B	Dickon PARNELL		Triumph GT6 Mk2	1:16.510	12	22.415	77.11

Car 11 has two transponders fitted - please remove one of them for race

Weather/Track: Sun/Drying

These results are provisional until the conclusion of any judicial and technical matters.

Silverstone

Circuit Length = 1.6390 miles.

Start: 09:50 End: 10:05

Clerk of the Course:

Timekeeper:

Allcomers Closed Wheel Scratch Race Sponsored by CE Facilities Services
RACE 15 - QUALIFYING LAP ANALYSIS - Silverstone - 31 October - 1 November 2015

7	Mike ROBERTS	ADR 3					
1 -	X:00.000	6 -	1:02.379	11 -	59.438	16 -	59.500
2 -	1:06.689	7 -	1:00.365	12 -	58.656		
3 -	1:03.419	8 -	1:04.656	13 -	1:01.760		
4 -	1:00.995	9 -	1:00.766	14 -	1:00.703		
5 -	1:00.500	10 -	59.604	15 -	57.921		
10	Jordan SANDERS	Juno CN2012					
1 -	X:00.000	6 -	57.203	11 -	55.561	16 -	57.265
2 -	1:04.880	7 -	1:01.640	12 -	56.805		
3 -	1:03.158	8 -	55.865	13 -	57.125		
4 -	1:00.377	9 -	55.327	14 -	54.714		
5 -	56.560	10 -	55.794	15 -	55.488		
11	Joey FOSTER	Ginetta LMP3					
1 -	X:00.000	6 -	55.456	11 -	57.270		
2 -	1:16.655	7 -	1:02.675	12 -	59.349		
3 -	57.609	8 -	58.828	13 -	58.264		
4 -	56.860	9 -	55.651	14 -	58.358		
5 -	56.078	10 -	56.259	15 -	55.310		
15	Neil HARRIS	Nemesis Prototype					
1 -	X:00.000	6 -	1:05.933	11 -	1:06.077		
2 -	1:12.756	7 -	1:03.155	12 -	1:07.394		
3 -	1:07.310	8 -	1:02.832	13 -	1:05.743		
4 -	1:07.307	9 -	1:04.143	14 -	1:04.631		
5 -	1:06.022	10 -	1:04.708	15 -	1:03.162		
17	Mike SMITH	Radical Spyder RXC					
1 -	X:00.000	6 -	1:00.379	11 -	59.528	16 -	58.565
2 -	1:04.803	7 -	1:00.600	12 -	59.679		
3 -	1:03.813	8 -	1:02.788	13 -	1:02.357		
4 -	1:00.987	9 -	1:00.679	14 -	1:00.946		
5 -	1:01.429	10 -	59.224	15 -	59.117		
18	Ray MALLOCK	Mallock Mk18					
1 -	X:00.000	6 -	1:02.093				
2 -	1:05.818	7 -	1:24.420				
3 -	1:03.727	8 -	1:23.399P				
4 -	1:02.841						
5 -	59.687						

Car 11 has two transponders fitted - please remove one of them for race
 Weather/Track: Sun/Drying

Silverstone
 Circuit Length = 1.6390 miles.
 Start: 09:50 End: 10:05

Allcomers Closed Wheel Scratch Race Sponsored by CE Facilities Services
RACE 15 - QUALIFYING LAP ANALYSIS - Silverstone - 31 October - 1 November 2015
 (contd.)

19	Stephen HALL	Audi TTRS			
1 -	X:00.000	6 -	1:01.834	11 -	1:02.882
2 -	1:10.706	7 -	1:02.058	12 -	1:07.003
3 -	1:07.598	8 -	1:01.929	13 -	1:06.634
4 -	1:04.750	9 -	1:01.693	14 -	1:03.086
5 -	1:02.416	10 -	1:01.876	15 -	1:01.841
24	Ray ROWAN	Porsche 996 GT3			
1 -	X:00.000	6 -	1:03.152		
2 -	1:12.131	7 -	1:03.577		
3 -	1:06.329	8 -	1:02.671		
4 -	1:03.510	9 -	1:03.310		
5 -	1:05.348	10 -	1:02.805		
29	Oliver BRYANT	Lola T70			
1 -	X:00.000	6 -	1:04.587	11 -	1:02.717
2 -	1:12.435	7 -	1:03.350	12 -	1:06.878
3 -	1:08.728	8 -	1:00.468	13 -	1:00.632
4 -	1:07.814	9 -	1:00.610	14 -	1:02.015
5 -	1:04.861	10 -	1:00.997	15 -	59.053
41	Oliver BULL	Vauxhall Tigra Silhouette			
1 -	X:00.000	6 -	1:02.848	11 -	1:02.865
2 -	1:09.417	7 -	1:05.260	12 -	1:02.657
3 -	1:05.098	8 -	1:03.367	13 -	1:02.384
4 -	1:03.236	9 -	1:02.265	14 -	1:05.137
5 -	1:03.489	10 -	1:02.468	15 -	1:02.445
42	Richard FEARNS	Radical SR8			
1 -	X:00.000	6 -	58.381	11 -	56.883
2 -	59.813	7 -	57.402	12 -	56.809
3 -	57.875	8 -	57.840		
4 -	58.053	9 -	58.612		
5 -	59.321	10 -	59.421		
46	Chris CHILD	Nemesis RME98			
1 -	X:00.000	6 -	1:01.445	11 -	59.737
2 -	1:15.348	7 -	1:00.694	12 -	1:00.728
3 -	1:04.892	8 -	1:00.259	13 -	1:04.204
4 -	1:01.649	9 -	59.823	14 -	1:02.473
5 -	1:01.613	10 -	1:06.031	15 -	59.818

Car 11 has two transponders fitted - please remove one of them for race
 Weather/Track: Sun/Drying

Silverstone
 Circuit Length = 1.6390 miles.
 Start: 09:50 End: 10:05

Allcomers Closed Wheel Scratch Race Sponsored by CE Facilities Services
RACE 15 - QUALIFYING LAP ANALYSIS - Silverstone - 31 October - 1 November 2015
 (contd.)

50	David PORTER	Radical SR3
1 - X:00.000	6 - 1:02.812	11 - 1:00.787
2 - 1:10.452	7 - 1:01.646	12 - 1:00.734
3 - 1:05.757	8 - 1:01.400	13 - 1:00.342
4 - 1:04.009	9 - 1:04.219	14 - 1:00.186
5 - 1:04.961	10 - 1:02.646	15 - 1:00.679
60	Dickon PARNELL	Triumph GT6 Mk2
1 - X:00.000	6 - 1:18.331	11 - 1:17.869
2 - 1:22.859	7 - 1:18.939	12 - 1:16.510
3 - 1:18.992	8 - 1:22.142	
4 - 1:19.648	9 - 1:19.808	
5 - 1:17.720	10 - 1:17.587	
62	Robert John NASH	Prospport LM3000
1 - X:00.000	6 - 1:15.686	11 - 1:12.856
2 - 1:47.796	7 - 1:14.522	12 - 1:11.695
3 - 1:19.919	8 - 1:10.941	
4 - 1:16.148	9 - 1:12.140	
5 - 1:13.186	10 - 1:11.883	
63	Andrew SWEET	Ford Capri
1 - X:00.000	6 - 1:14.794	11 - 1:15.281
2 - 1:19.407	7 - 1:14.303	12 - 1:12.705
3 - 1:16.287	8 - 1:14.840	13 - 1:11.928
4 - 1:14.516	9 - 1:14.665	
5 - 1:15.501	10 - 1:14.104	
79	Brian SALE	Rover Vitesse
1 - X:00.000	6 - 1:09.755	11 - 1:13.205
2 - 1:17.131	7 - 1:15.825	12 - 1:09.693
3 - 1:09.134	8 - 1:09.297	13 - 1:06.990
4 - 1:07.445	9 - 1:08.754	14 - 1:22.589P
5 - 1:08.857	10 - 1:07.903	
80	Grahame BRYANT	Morgan Plus 8
1 - X:00.000	6 - 1:09.238	11 - 1:10.627
2 - 1:21.551	7 - 1:09.275	12 - 1:09.738
3 - 1:11.347	8 - 1:07.391	13 - 1:07.335
4 - 1:07.841	9 - 1:06.624	14 - 1:08.265
5 - 1:07.676	10 - 1:08.560	

Car 11 has two transponders fitted - please remove one of them for race
 Weather/Track: Sun/Drying

Silverstone
 Circuit Length = 1.6390 miles.
 Start: 09:50 End: 10:05


Allcomers Closed Wheel Scratch Race Sponsored by CE Facilities Services
RACE 15 - QUALIFYING LAP ANALYSIS - Silverstone - 31 October - 1 November 2015
 (contd.)

84	Stephen BRACEGIRDLE	Nemesis RWE98			
1 -	X:00.000	6 -	59.967	11 -	1:00.164
2 -	1:11.587	7 -	1:03.585	12 -	1:01.742
3 -	1:04.351	8 -	1:03.389	13 -	1:04.659
4 -	1:01.512	9 -	1:00.430	14 -	1:04.029
5 -	1:00.792	10 -	59.825	15 -	1:19.270P
88	Richard WISE	Spire GT3			
1 -	X:00.000	6 -	59.603		
2 -	1:13.245	7 -	1:02.446		
3 -	1:06.246	8 -	59.954		
4 -	1:00.926	9 -	59.057		
5 -	1:02.448	10 -	1:25.741P		
96	Tim GRAY	Spire GT3			
1 -	X:00.000	6 -	58.408	11 -	54.280
2 -	1:02.962	7 -	55.578	12 -	54.768
3 -	59.210	8 -	54.635	13 -	54.651
4 -	57.017	9 -	54.095	14 -	59.988
5 -	55.313	10 -	56.714	15 -	1:00.071P
129	Phil HANSON	Audi R8			
1 -	X:00.000	6 -	1:03.976	11 -	1:01.627
2 -	1:16.601	7 -	1:08.396	12 -	1:00.453
3 -	1:08.884	8 -	1:05.253	13 -	1:02.924
4 -	1:08.098	9 -	1:04.179	14 -	1:01.064
5 -	1:04.066	10 -	1:02.186		

Car 11 has two transponders fitted - please remove one of them for race
 Weather/Track: Sun/Drying

Allcomers Closed Wheel Scratch Race Sponsored by CE Facilities Services
RACE 15 - STARTING GRID - Silverstone - 31 October - 1 November 2015

ROW 11	60	PARNELL	63	SWEET
ROW 10	62	NASH	79	SALE
ROW 9	80	BRYANT	15	HARRIS
ROW 8	24	ROWAN	41	BULL
ROW 7	19	HALL	129	HANSON
ROW 6	50	PORTER	84	BRACEGIRDLE
ROW 5	46	CHILD	18	MALLOCK
ROW 4	88	WISE	29	BRYANT
ROW 3	17	SMITH	7	ROBERTS
ROW 2	42	FEARNS	11	FOSTER
ROW 1	10	SANDERS	96	GRAY
				POLE



Car 11 has two transponders fitted - please remove one of them for race

Weather/Track: Sun/Drying

These results are provisional until the conclusion of any judicial and technical matters.

Silverstone

Circuit Length = 1.6390 miles.

Start: 09:50 End: 10:05

Clerk of the Course:

Timekeeper:

Allcomers Closed Wheel Scratch Race Sponsored by CE Facilities Services
RACE 15 - CLASSIFICATION - Silverstone - 31 October - 1 November 2015

POS	NO	CL	DRIVER	NAT	CAR	TIME	LAPS	GAP	MPH	BEST
1	96	D	Tim GRAY		Spire GT3	18:24.307	20		106.59	54.462
2	10	E	Jordan SANDERS		Juno CN2012	18:45.749	20	21.442	104.56	54.651
3	42	E	Richard FEARNES		Radical SR8	19:08.265	20	43.958	102.51	56.748
4	11	E	Joey FOSTER		Ginetta LMP3	19:12.001	20	47.694	102.17	56.030
5	88	D	Richard WISE		Spire GT3	19:01.650	19	1 LAP	97.93	58.283
6	29	E	Oliver BRYANT		Lola T70	19:17.935	19	1 LAP	96.55	59.217
7	84	E	Stephen BRACEGIRDLE		Nemesis RWE98	19:20.219	19	1 LAP	96.36	58.950
8	17	E	Mike SMITH		Radical Spyder RXC	19:21.507	19	1 LAP	96.26	59.413
9	50	D	David PORTER		Radical SR3	18:29.779	18	2 LAPS	95.43	1:00.300
10	19	C	Stephen HALL		Audi TTRS	18:33.838	18	2 LAPS	95.08	1:01.191
11	129	C	Phil HANSON		Audi R8	18:45.174	18	2 LAPS	94.12	1:00.212
12	41	B	Oliver BULL		Vauxhall Tigra Silhouette	19:06.902	18	2 LAPS	92.34	1:02.585
13	15	E	Neil HARRIS		Nemesis Prototype	18:25.750	17	3 LAPS	90.44	1:02.077
14	80	C	Grahame BRYANT		Morgan Plus 8	18:56.103	17	3 LAPS	88.02	1:05.122
15	24	C	Ray ROWAN		Porsche 996 GT3	18:56.817	17	3 LAPS	87.97	1:02.211
16	163	E	Michael FURNESS		Lola T212	19:07.344	17	3 LAPS	87.16	1:05.722
17	79	C	Brian SALE		Rover Vitesse	18:25.386	16	4 LAPS	85.13	1:05.987
18	63	B	Andrew SWEET		Ford Capri	18:35.666	15	5 LAPS	79.06	1:12.634

NOT CLASSIFIED

46	E	Chris CHILD		Nemesis RME98	15:31.313	15	D.N.F.	94.71	59.702
62	E	Robert John NASH		Prosport LM3000	19:07.382	15	N.C.F.	76.87	1:12.537
7	E	Mike ROBERTS		ADR 3	13:58.997	14	D.N.F.	98.10	57.701
18	D	Ray MALLOCK		Mallock Mk18	2:21.830	2	D.N.F.	81.09	1:06.208

FASTEST LAP

96	D	Tim GRAY		Spire GT3	54.462	3	108.34mph	174.35kph
10	E	Jordan SANDERS		Juno CN2012	54.651	5	107.96mph	173.75kph
129	C	Phil HANSON		Audi R8	1:00.212	5	97.99mph	157.70kph
41	B	Oliver BULL		Vauxhall Tigra Silhouette	1:02.585	10	94.27mph	151.72kph

Weather/Track: Sun/Dry

These results are provisional until the conclusion of any judicial and technical matters.

Silverstone
 Circuit Length = 1.6390 miles.
 Start: 14:31 End: 14:50

Clerk of the Course:		Timekeeper:
----------------------	--	-------------

**Allcomers Closed Wheel Scratch Race Sponsored by CE Facilities Services
RACE 15 - LAP ANALYSIS - Silverstone - 31 October - 1 November 2015**

7	Mike ROBERTS	ADR 3			
1 -	1:00.806	6 -	1:01.272	11 -	59.091
2 -	57.701	7 -	1:00.842	12 -	58.907
3 -	59.168	8 -	59.760	13 -	58.766
4 -	1:02.264	9 -	59.590	14 -	59.553
5 -	1:01.823	10 -	59.454		
10	Jordan SANDERS	Juno CN2012			
1 -	58.517	6 -	54.889	11 -	56.274
2 -	55.942	7 -	54.770	12 -	57.694
3 -	55.021	8 -	57.165	13 -	55.388
4 -	56.374	9 -	54.916	14 -	55.600
5 -	54.651	10 -	56.801	15 -	55.970
		16 -	56.418	17 -	58.483
		18 -	56.778	19 -	56.932
		20 -	57.166		
11	Joey FOSTER	Ginetta LMP3			
1 -	1:00.188	6 -	56.489	11 -	57.396
2 -	57.369	7 -	56.712	12 -	56.721
3 -	56.599	8 -	56.746	13 -	58.116
4 -	57.051	9 -	57.813	14 -	57.517
5 -	57.819	10 -	57.387	15 -	57.246
		16 -	57.966	17 -	57.739
		18 -	1:01.410	19 -	57.687
		20 -	56.030		
15	Neil HARRIS	Nemesis Prototype			
1 -	1:10.814	6 -	1:02.672	11 -	1:03.211
2 -	1:03.871	7 -	1:09.852	12 -	1:03.643
3 -	1:02.077	8 -	1:04.988	13 -	1:03.811
4 -	1:02.402	9 -	1:03.234	14 -	1:06.829
5 -	1:02.322	10 -	1:04.419	15 -	1:06.551
16 -	1:05.791	17 -	1:09.263		
17	Mike SMITH	Radical Spyder RXC			
1 -	1:05.396	6 -	1:02.909	11 -	1:00.625
2 -	1:00.706	7 -	1:00.680	12 -	1:00.800
3 -	1:01.025	8 -	1:01.381	13 -	59.424
4 -	1:00.559	9 -	1:01.584	14 -	59.877
5 -	1:00.316	10 -	1:00.531	15 -	1:00.515
		16 -	1:00.369	17 -	1:03.643
		18 -	1:01.754	19 -	59.413
18	Ray MALLOCK	Mallock Mk18			
1 -	1:06.208				
2 -	1:15.622P				

Allcomers Closed Wheel Scratch Race Sponsored by CE Facilities Services
RACE 15 - LAP ANALYSIS - Silverstone - 31 October - 1 November 2015
 (contd.)

19	Stephen HALL	Audi TTRS					
1 -	1:04.775	6 -	1:01.582	11 -	1:01.251	16 -	1:02.261
2 -	1:01.216	7 -	1:01.191	12 -	1:01.256	17 -	1:01.974
3 -	1:02.761	8 -	1:01.696	13 -	1:01.719	18 -	1:01.869
4 -	1:02.053	9 -	1:01.724	14 -	1:01.336		
5 -	1:01.618	10 -	1:01.643	15 -	1:01.913		
24	Ray ROWAN	Porsche 996 GT3					
1 -	1:08.461	6 -	1:02.211	11 -	1:03.789	16 -	1:03.327
2 -	1:03.158	7 -	1:05.399	12 -	1:03.664	17 -	1:04.949
3 -	1:03.064	8 -	1:52.340	13 -	1:03.587		
4 -	1:02.443	9 -	1:03.473	14 -	1:04.302		
5 -	1:03.621	10 -	1:03.327	15 -	1:05.702		
29	Oliver BRYANT	Lola T70					
1 -	1:07.023	6 -	59.993	11 -	1:01.520	16 -	1:00.863
2 -	1:02.501	7 -	1:00.605	12 -	1:00.870	17 -	1:02.867
3 -	1:00.750	8 -	59.924	13 -	59.893	18 -	1:00.811
4 -	1:00.793	9 -	1:00.107	14 -	59.217	19 -	1:00.406
5 -	1:00.743	10 -	59.413	15 -	59.636		
41	Oliver BULL	Vauxhall Tigra Silhouette					
1 -	1:09.669	6 -	1:02.725	11 -	1:02.668	16 -	1:04.650
2 -	1:02.929	7 -	1:04.396	12 -	1:02.651	17 -	1:03.976
3 -	1:02.696	8 -	1:04.380	13 -	1:02.634	18 -	1:05.175
4 -	1:03.008	9 -	1:03.142	14 -	1:02.868		
5 -	1:02.804	10 -	1:02.585	15 -	1:03.946		
42	Richard FEARNS	Radical SR8					
1 -	59.204	6 -	57.202	11 -	57.347	16 -	57.652
2 -	57.026	7 -	56.835	12 -	57.027	17 -	56.935
3 -	57.216	8 -	56.748	13 -	57.626	18 -	58.054
4 -	57.318	9 -	56.960	14 -	57.016	19 -	57.112
5 -	57.768	10 -	57.275	15 -	58.461	20 -	57.483
46	Chris CHILD	Nemesis RME98					
1 -	1:03.962	6 -	1:00.884	11 -	1:00.443		
2 -	1:00.688	7 -	1:00.141	12 -	59.822		
3 -	59.702	8 -	59.935	13 -	59.984		
4 -	59.831	9 -	1:00.032	14 -	1:00.250		
5 -	1:00.218	10 -	1:00.379	15 -	1:25.042P		

Weather/Track: Sun/Dry

www.mstworld.com

Page 2 of 4

Silverstone
 Circuit Length = 1.6390 miles.
 Start: 14:31 End: 14:50

Printed - 14:53 Sunday, 01 November 2015

Allcomers Closed Wheel Scratch Race Sponsored by CE Facilities Services
RACE 15 - LAP ANALYSIS - Silverstone - 31 October - 1 November 2015
 (contd.)

50	David PORTER	Radical SR3					
1 -	1:07.757	6 -	1:00.861	11 -	1:01.184	16 -	1:00.821
2 -	1:03.151	7 -	1:01.423	12 -	1:01.387	17 -	1:01.322
3 -	1:02.087	8 -	1:00.914	13 -	1:01.710	18 -	1:00.300
4 -	1:00.892	9 -	1:01.435	14 -	1:01.248		
5 -	1:00.322	10 -	1:01.751	15 -	1:01.214		
62	Robert John NASH	Prosport LM3000					
1 -	1:18.862	6 -	1:13.612	11 -	1:13.262		
2 -	1:14.046	7 -	1:13.728	12 -	1:12.537		
3 -	1:14.635	8 -	1:12.752	13 -	1:14.376		
4 -	1:15.010	9 -	1:13.993	14 -	1:12.658		
5 -	1:16.376	10 -	1:13.810	15 -	1:47.725		
63	Andrew SWEET	Ford Capri					
1 -	1:19.980	6 -	1:15.607	11 -	1:13.322		
2 -	1:13.960	7 -	1:12.848	12 -	1:12.634		
3 -	1:14.446	8 -	1:13.156	13 -	1:14.206		
4 -	1:14.767	9 -	1:13.791	14 -	1:14.744		
5 -	1:16.388	10 -	1:13.119	15 -	1:12.698		
79	Brian SALE	Rover Vitesse					
1 -	1:12.606	6 -	1:08.504	11 -	1:11.548	16 -	1:10.400
2 -	1:08.307	7 -	1:08.302	12 -	1:10.985		
3 -	1:06.673	8 -	1:09.298	13 -	1:08.691		
4 -	1:06.457	9 -	1:08.981	14 -	1:09.007		
5 -	1:05.987	10 -	1:09.149	15 -	1:10.491		
80	Grahame BRYANT	Morgan Plus 8					
1 -	1:11.117	6 -	1:05.191	11 -	1:07.386	16 -	1:06.583
2 -	1:05.298	7 -	1:06.567	12 -	1:06.469	17 -	1:06.674
3 -	1:05.122	8 -	1:06.346	13 -	1:07.522		
4 -	1:05.413	9 -	1:07.657	14 -	1:07.255		
5 -	1:05.721	10 -	1:07.057	15 -	1:08.725		
84	Stephen BRACEGIRDLE	Nemesis RWE98					
1 -	1:06.425	6 -	1:02.524	11 -	1:00.061	16 -	1:04.330
2 -	1:00.517	7 -	59.490	12 -	59.736	17 -	1:04.131
3 -	1:00.442	8 -	59.272	13 -	1:01.862	18 -	1:00.451
4 -	1:00.659	9 -	59.336	14 -	1:00.692	19 -	59.961
5 -	1:00.138	10 -	58.950	15 -	1:01.242		

Weather/Track: Sun/Dry

www.mstworld.com

Page 3 of 4

Silverstone
 Circuit Length = 1.6390 miles.
 Start: 14:31 End: 14:50

Printed - 14:53 Sunday, 01 November 2015

Allcomers Closed Wheel Scratch Race Sponsored by CE Facilities Services
RACE 15 - LAP ANALYSIS - Silverstone - 31 October - 1 November 2015
 (contd.)

88	Richard WISE	Spire GT3					
1 -	1:03.237	6 -	1:01.532	11 -	1:00.830	16 -	59.178
2 -	58.998	7 -	1:01.016	12 -	58.581	17 -	1:00.852
3 -	59.114	8 -	59.644	13 -	58.283	18 -	59.025
4 -	59.427	9 -	1:00.294	14 -	58.586	19 -	1:01.182
5 -	1:01.559	10 -	58.892	15 -	1:01.420		
96	Tim GRAY	Spire GT3					
1 -	55.868	6 -	54.940	11 -	55.519	16 -	54.548
2 -	54.623	7 -	54.754	12 -	55.091	17 -	57.023
3 -	54.462	8 -	55.363	13 -	54.830	18 -	55.242
4 -	54.625	9 -	54.869	14 -	54.540	19 -	57.467
5 -	54.604	10 -	55.745	15 -	54.832	20 -	55.362
129	Phil HANSON	Audi R8					
1 -	1:09.906	6 -	1:01.933	11 -	1:01.196	16 -	1:04.987
2 -	1:03.260	7 -	1:03.083	12 -	1:03.181	17 -	1:01.879
3 -	1:02.423	8 -	1:01.061	13 -	1:01.325	18 -	1:01.588
4 -	1:01.758	9 -	1:00.580	14 -	1:02.302		
5 -	1:00.212	10 -	1:00.647	15 -	1:03.853		
163	Michael FURNESS	Lola T212					
1 -	1:13.969	6 -	1:06.722	11 -	1:05.955	16 -	1:06.785
2 -	1:07.380	7 -	1:06.382	12 -	1:06.935	17 -	1:08.476
3 -	1:07.051	8 -	1:06.019	13 -	1:07.135		
4 -	1:06.508	9 -	1:06.499	14 -	1:08.254		
5 -	1:05.722	10 -	1:06.982	15 -	1:10.570		

Weather/Track: Sun/Dry

www.mstworld.com

Page 4 of 4

Silverstone
 Circuit Length = 1.6390 miles.
 Start: 14:31 End: 14:50

Printed - 14:53 Sunday, 01 November 2015

Allcomers Closed Wheel Scratch Race Sponsored by CE Facilities Services
RACE 15 - LAP CHART - Silverstone - 31 October - 1 November 2015

Lap 1			Lap 2			Lap 3			Lap 4			Lap 5		
No	Behind	Laptime	No	Behind	Laptime	No	Behind	Laptime	No	Behind	Laptime	No	Behind	Laptime
96		55.868	96		54.623	96		54.462	96		54.625	96		54.604
10	2.649	58.517	10	3.968	55.942	10	4.527	55.021	10	6.276	56.374	163	1 LAP	1:06.508
42	3.336	59.204	42	5.739	57.026	42	8.493	57.216	62	1 LAP	1:14.635	10	6.323	54.651
11	4.320	1:00.188	11	7.066	57.369	11	9.203	56.599	63	1 LAP	1:14.446	42	14.350	57.768
7	4.938	1:00.806	7	8.016	57.701	7	12.722	59.168	42	11.186	57.318	11	14.844	57.819
88	7.369	1:03.237	88	11.744	58.998	88	16.396	59.114	11	11.629	57.051	7	27.580	1:01.823
46	8.094	1:03.962	46	14.159	1:00.688	46	19.399	59.702	7	20.361	1:02.264	88	28.153	1:01.559
19	8.907	1:04.775	19	15.500	1:01.216	17	22.174	1:01.025	88	21.198	59.427	62	1 LAP	1:15.010
17	9.528	1:05.396	17	15.611	1:00.706	84	22.431	1:00.442	46	24.605	59.831	63	1 LAP	1:14.767
18	10.340	1:06.208	84	16.451	1:00.517	19	23.799	1:02.761	17	28.108	1:00.559	46	30.219	1:00.218
84	10.557	1:06.425	29	19.033	1:02.501	29	25.321	1:00.750	84	28.465	1:00.659	17	33.820	1:00.316
29	11.155	1:07.023	50	20.417	1:03.151	50	28.042	1:02.087	19	31.227	1:02.053	84	33.999	1:00.138
50	11.889	1:07.757	24	21.128	1:03.158	24	29.730	1:03.064	29	31.489	1:00.793	29	37.628	1:00.743
24	12.593	1:08.461	41	22.107	1:02.929	41	30.341	1:02.696	50	34.309	1:00.892	19	38.241	1:01.618
41	13.801	1:09.669	129	22.675	1:03.260	129	30.636	1:02.423	24	37.548	1:02.443	50	40.027	1:00.322
129	14.038	1:09.906	15	24.194	1:03.871	15	31.809	1:02.077	129	37.769	1:01.758	129	43.377	1:00.212
15	14.946	1:10.814	80	25.924	1:05.298	80	36.584	1:05.122	41	38.724	1:03.008	24	46.565	1:03.621
80	15.249	1:11.117	79	30.422	1:08.307	79	42.633	1:06.673	15	39.586	1:02.402	41	46.924	1:02.804
79	16.738	1:12.606	163	30.858	1:07.380	163	43.447	1:07.051	80	47.372	1:05.413	15	47.304	1:02.322
163	18.101	1:13.969	18	31.339	1:15.622P				79	54.465	1:06.457			
62	22.994	1:18.862	62	42.417	1:14.046									
63	24.112	1:19.980	63	43.449	1:13.960									

Weather/Track: Sun/Dry

www.mstworld.com

Page 1 of 4

Silverstone
 Circuit Length = 1.6390 miles.
 Start: 14:31 End: 14:50

Printed - 14:53 Sunday, 01 November 2015

Allcomers Closed Wheel Scratch Race Sponsored by CE Facilities Services
RACE 15 - LAP CHART - Silverstone - 31 October - 1 November 2015
 (contd.)

Lap 6			Lap 7			Lap 8			Lap 9			Lap 10		
No	Behind	Laptime	No	Behind	Laptime	No	Behind	Laptime	No	Behind	Laptime	No	Behind	Laptime
96		54.940	96		54.754	96		55.363	96		54.869	96		55.745
80	1 LAP	1:05.721	15	1 LAP	1:02.672	129	1 LAP	1:03.083	19	1 LAP	1:01.696	29	1 LAP	1:00.107
10	6.272	54.889	10	6.288	54.770	10	8.090	57.165	50	1 LAP	1:00.914	17	1 LAP	1:01.584
79	1 LAP	1:05.987	80	1 LAP	1:05.191	41	1 LAP	1:04.396	10	8.137	54.916	19	1 LAP	1:01.724
163	1 LAP	1:05.722	11	18.351	56.712	24	1 LAP	1:05.399	129	1 LAP	1:01.061	50	1 LAP	1:01.435
11	16.393	56.489	42	18.693	56.835	62	2 LAPS	1:13.612	41	1 LAP	1:04.380	10	9.193	56.801
42	16.612	57.202	163	1 LAP	1:06.722	15	1 LAP	1:09.852	42	22.169	56.960	24	2 LAPS	1:52.340
7	33.912	1:01.272	79	1 LAP	1:08.504	63	2 LAPS	1:15.607	11	22.678	57.813	129	1 LAP	1:00.580
88	34.745	1:01.532	7	40.000	1:00.842	11	19.734	56.746	15	1 LAP	1:04.988	42	23.699	57.275
46	36.163	1:00.884	88	41.007	1:01.016	42	20.078	56.748	62	2 LAPS	1:13.728	11	24.320	57.387
84	41.583	1:02.524	46	41.550	1:00.141	80	1 LAP	1:06.567	63	2 LAPS	1:12.848	41	1 LAP	1:03.142
17	41.789	1:02.909	84	46.319	59.490	163	1 LAP	1:06.382	80	1 LAP	1:06.346	15	1 LAP	1:03.234
29	42.681	59.993	17	47.715	1:00.680	79	1 LAP	1:08.302	163	1 LAP	1:06.019	80	1 LAP	1:07.657
19	44.883	1:01.582	29	48.532	1:00.605	7	44.397	59.760	7	49.118	59.590	62	2 LAPS	1:12.752
50	45.948	1:00.861	19	51.320	1:01.191	88	45.288	59.644	88	50.713	1:00.294	63	2 LAPS	1:13.156
62	1 LAP	1:16.376	50	52.617	1:01.423	46	46.122	59.935	46	51.285	1:00.032	7	52.827	59.454
129	50.370	1:01.933				84	50.228	59.272	79	1 LAP	1:09.298	88	53.860	58.892
63	1 LAP	1:16.388				29	53.093	59.924	84	54.695	59.336			
24	53.836	1:02.211				17	53.733	1:01.381						
41	54.709	1:02.725												

Weather/Track: Sun/Dry

www.mstworld.com

Silverstone
 Circuit Length = 1.6390 miles.
 Start: 14:31 End: 14:50

Allcomers Closed Wheel Scratch Race Sponsored by CE Facilities Services
RACE 15 - LAP CHART - Silverstone - 31 October - 1 November 2015
 (contd.)

Lap 11			Lap 12			Lap 13			Lap 14			Lap 15		
No	Behind	Laptime	No	Behind	Laptime	No	Behind	Laptime	No	Behind	Laptime	No	Behind	Laptime
96		55.519	96		55.091	96		54.830	96		54.540	96		54.832
46	1 LAP	1:00.379	7	1 LAP	59.091	7	1 LAP	58.907	15	2 LAPS	1:03.643	41	2 LAPS	1:02.634
163	2 LAPS	1:06.499	88	1 LAP	1:00.830	88	1 LAP	58.581	7	1 LAP	58.766	79	3 LAPS	1:10.985
84	1 LAP	58.950	80	2 LAPS	1:07.057	46	1 LAP	59.822	88	1 LAP	58.283	15	2 LAPS	1:03.811
29	1 LAP	59.413	46	1 LAP	1:00.443	84	1 LAP	59.736	10	14.169	55.600	7	1 LAP	59.553
17	1 LAP	1:00.531	84	1 LAP	1:00.061	10	13.109	55.388	46	1 LAP	59.984	10	15.307	55.970
79	2 LAPS	1:08.981	62	3 LAPS	1:13.993	80	2 LAPS	1:07.386	84	1 LAP	1:01.862	88	1 LAP	58.586
10	9.948	56.274	10	12.551	57.694	29	1 LAP	1:00.870	29	1 LAP	59.893	46	1 LAP	1:00.250
19	1 LAP	1:01.643	163	2 LAPS	1:06.982	17	1 LAP	1:00.800	17	1 LAP	59.424	84	1 LAP	1:00.692
50	1 LAP	1:01.751	29	1 LAP	1:01.520	163	2 LAPS	1:05.955	80	2 LAPS	1:06.469	29	1 LAP	59.217
24	2 LAPS	1:03.473	63	3 LAPS	1:13.791	19	1 LAP	1:01.256	42	32.735	57.016	17	1 LAP	59.877
129	1 LAP	1:00.647	17	1 LAP	1:00.625	50	1 LAP	1:01.387	11	34.090	57.517	42	36.364	58.461
42	25.527	57.347	19	1 LAP	1:01.251	42	30.259	57.626	19	1 LAP	1:01.719	11	36.504	57.246
11	26.197	57.396	50	1 LAP	1:01.184	11	31.113	58.116	50	1 LAP	1:01.710	19	1 LAP	1:01.336
41	1 LAP	1:02.585	79	2 LAPS	1:09.149	62	3 LAPS	1:13.810	163	2 LAPS	1:06.935	50	1 LAP	1:01.248
15	1 LAP	1:04.419	129	1 LAP	1:01.196	63	3 LAPS	1:13.119	129	1 LAP	1:01.325	80	2 LAPS	1:07.522
			24	2 LAPS	1:03.327	129	1 LAP	1:03.181	24	2 LAPS	1:03.664	129	1 LAP	1:02.302
			42	27.463	57.027	24	2 LAPS	1:03.789	62	3 LAPS	1:13.262	163	2 LAPS	1:07.135
			11	27.827	56.721	79	2 LAPS	1:11.548	63	3 LAPS	1:13.322	24	2 LAPS	1:03.587
			41	1 LAP	1:02.668	41	1 LAP	1:02.651						
			15	1 LAP	1:03.211									

Weather/Track: Sun/Dry

www.mstworld.com

Page 3 of 4

Silverstone
 Circuit Length = 1.6390 miles.
 Start: 14:31 End: 14:50

Printed - 14:53 Sunday, 01 November 2015

Allcomers Closed Wheel Scratch Race Sponsored by CE Facilities Services
RACE 15 - LAP CHART - Silverstone - 31 October - 1 November 2015
 (contd.)

Lap 16			Lap 17			Lap 18			Lap 19			Lap 20		
No	Behind	Laptime	No	Behind	Laptime	No	Behind	Laptime	No	Behind	Laptime	No	Behind	Laptime
96		54.548	96		57.023	96		55.242	96		57.467	96		55.362
41	2 LAPS	1:02.868	129	2 LAPS	1:03.853	129	2 LAPS	1:04.987	50	2 LAPS	1:01.322	79	4 LAPS	1:10.400
62	4 LAPS	1:12.537	163	3 LAPS	1:08.254	80	3 LAPS	1:08.725	19	2 LAPS	1:01.974	15	3 LAPS	1:09.263
63	4 LAPS	1:12.634	24	3 LAPS	1:04.302	24	3 LAPS	1:05.702	129	2 LAPS	1:01.879	50	2 LAPS	1:00.300
79	3 LAPS	1:08.691	41	2 LAPS	1:03.946	10	20.173	56.778	10	19.638	56.932	19	2 LAPS	1:01.869
10	17.177	56.418	10	18.637	58.483	163	3 LAPS	1:10.570	80	3 LAPS	1:06.583	63	5 LAPS	1:12.698
88	1 LAP	1:01.420	88	1 LAP	59.178	41	2 LAPS	1:04.650	24	3 LAPS	1:03.327	129	2 LAPS	1:01.588
15	2 LAPS	1:06.829	79	3 LAPS	1:09.007	88	1 LAP	1:00.852	163	3 LAPS	1:06.785	10	21.442	57.166
84	1 LAP	1:01.242	62	4 LAPS	1:14.376	42	42.192	58.054	88	1 LAP	59.025	80	3 LAPS	1:06.674
29	1 LAP	59.636	63	4 LAPS	1:14.206	79	3 LAPS	1:10.491	41	2 LAPS	1:03.976	24	3 LAPS	1:04.949
17	1 LAP	1:00.515	15	2 LAPS	1:06.551	15	2 LAPS	1:05.791	42	41.837	57.112	88	1 LAP	1:01.182
42	39.468	57.652	29	1 LAP	1:00.863	29	1 LAP	1:02.867	11	47.026	57.687	41	2 LAPS	1:05.175
11	39.922	57.966	42	39.380	56.935	11	46.806	1:01.410	29	1 LAP	1:00.811	163	3 LAPS	1:08.476
50	1 LAP	1:01.214	84	1 LAP	1:04.330	62	4 LAPS	1:12.658	84	1 LAP	1:00.451	62	5 LAPS	1:47.725
19	1 LAP	1:01.913	17	1 LAP	1:00.369	84	1 LAP	1:04.131	17	1 LAP	1:01.754	42	43.958	57.483
46	1 LAP	1:25.042P	11	40.638	57.739	17	1 LAP	1:03.643				11	47.694	56.030
80	2 LAPS	1:07.255	50	1 LAP	1:00.821	63	4 LAPS	1:14.744				29	1 LAP	1:00.406
			19	1 LAP	1:02.261							84	1 LAP	59.961
												17	1 LAP	59.413

Weather/Track: Sun/Dry

www.mstworld.com

Silverstone
 Circuit Length = 1.6390 miles.
 Start: 14:31 End: 14:50