



www.hsc.org.uk

Silverstone Finals Historic Race Meeting



Silverstone National 17th October 2015



Timing & Results by MST SYSTEMS Ltd.
www.mstworld.com

© MST SYSTEMS Ltd. 2015

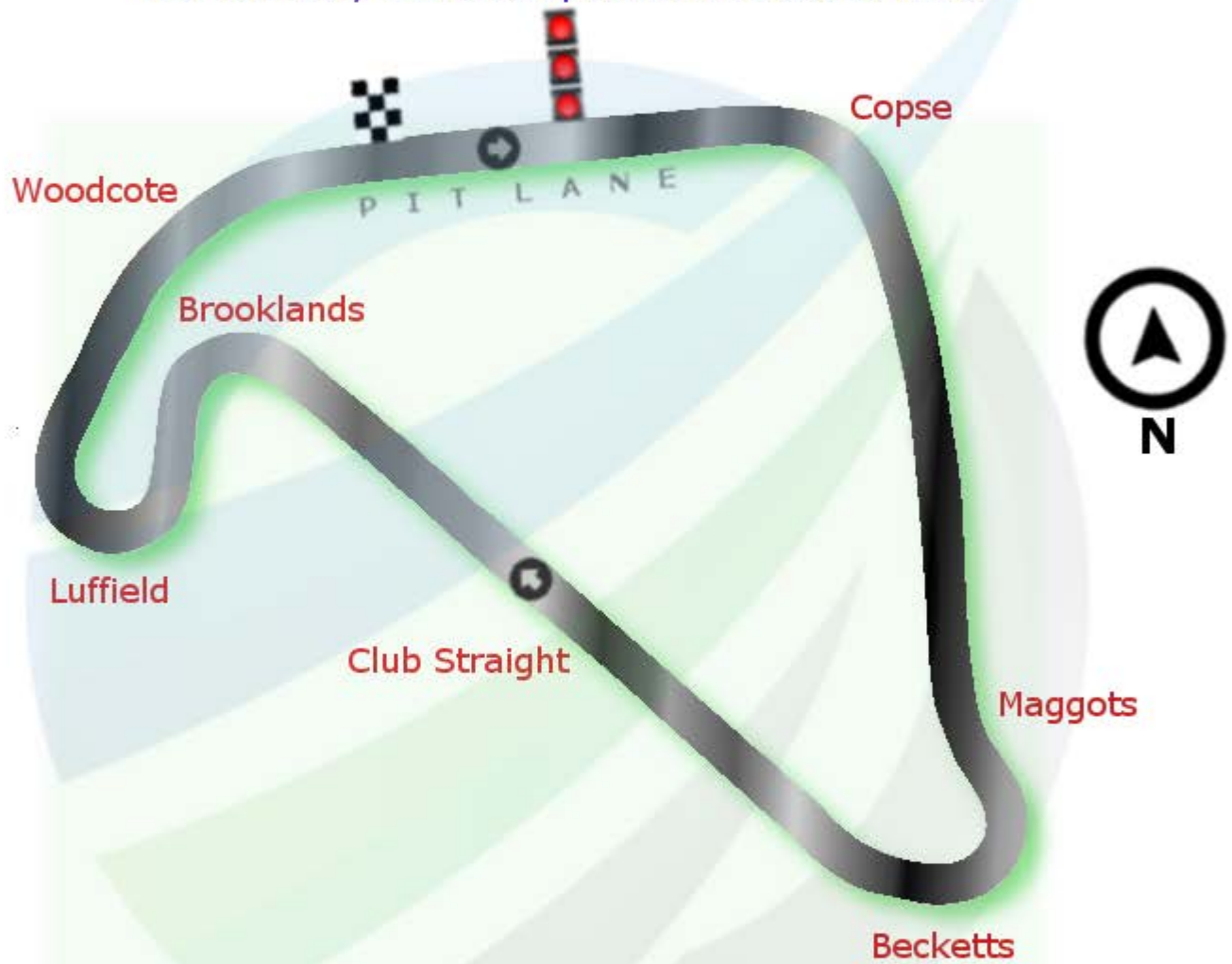
The Haysfield, Spring Lane North, Malvern, Worcestershire, WR14 1GF
Tel: +44 (0) 1684 560614 Fax: +44 (0) 1684 560624 email: motorsport@mstworld.com



www.hsc.org.uk

Silverstone National Circuit

Towcester, Northamptonshire NN12 8TN



Circuit website:

www.silverstone.co.uk

Track Length:

1.6390 miles / 2.6377 km

Pole Position:

Left hand side all starts



Timing & Results by MST SYSTEMS Ltd.

www.mstworld.com

© MST SYSTEMS Ltd. 2015

The Haysfield, Spring Lane North, Malvern, Worcestershire, WR14 1GF
Tel: +44 (0) 1684 560614 Fax: +44 (0) 1684 560624 email: motorsport@mstworld.com

HSCC Historic Formula Ford with Avon Tyres Sponsored by SpeedSport Gallery
RACE 1 - AMENDED QUALIFYING - Silverstone - 17 October 2015

POS	NO	CL	DRIVER	NAT	CAR	TIME	LAPS	GAP	MPH
1	21		Ben MITCHELL		Merlyn Mk20	1:04.177	12		91.93
2	80		Ben TUSTING		Merlyn Mk20	1:04.759	10	0.582	91.11
3	43		Callum GRANT		Merlyn Mk20A	1:04.878	12	0.701	90.94
4	93	N	Richard MITCHELL		Merlyn Mk20	1:04.890	12	0.713	90.92
5	4		Maxim BARTELL		Merlyn Mk20A	1:04.964	12	0.787	90.82
6	60		James BUCKTON		Elden Mk8	1:05.992	12	1.815	89.41
7	77		Chris SHARPLES		Palliser WDF1	1:06.250	12	2.073	89.06
8	8		Andrew MANSELL		Merlyn Mk11A	1:06.642	12	2.465	88.53
9	118		Nick PANCISI		Titan Mk5	1:06.782	12	2.605	88.35
10	66		Andrew WIGGINS		Titan Mk6	1:07.138	11	2.961	87.88
11	70		Daniel STANZL		Elden Mk8	1:07.143	12	2.966	87.87
12	11		Roy SIERGIEJEW		Macon Mk8	1:07.337	11	3.160	87.62
13	36		Rob SMITH		Merlyn Mk20	1:07.493	11	3.316	87.42
14	46		Stuart DIX		Cooper Chinook	1:08.346	11	4.169	86.33
15	90	N	Oliver SMITH		Macon MR7B	1:08.422	11	4.245	86.23
16	25		Philip WALKER		Crossle 16F	1:08.566	11	4.389	86.05
17	28		Michael WALES		Merlyn Mk20A	1:09.168	11	4.991	85.30
18	39		Michael RICHINGS		Alexis Mk15	1:09.315	11	5.138	85.12
19	76		Gary MCVEIGH		Merlyn Mk11A	1:09.337	11	5.160	85.09
20	49		Harvey SYKES		Crossle 20F	1:09.474	11	5.297	84.93
21	143		Edward CLAYSON		Titan Mk6	1:09.946	5	5.769	84.35
22	34		Peter FINNIGAN		Merlyn Mk20A/11A	1:10.227	11	6.050	84.01
23	55		Roger ARNOLD		Merlyn Mk20	1:10.443	11	6.266	83.76

Cars 18 & 36 require working transponders - Regulation Q.12.2.1 refers.

A 30 second penalty will be applied if not working in the race.

These results are provisional until the conclusion of any judicial and technical matters.

Silverstone

Circuit Length = 1.6390 miles.

Start: 09:20 End: 09:32

Clerk of the Course:		Timekeeper:
----------------------	--	-------------

HSCC Historic Formula Ford with Avon Tyres Sponsored by SpeedSport Gallery
RACE 1 - QUALIFYING LAP ANALYSIS - Silverstone - 17 October 2015

4	Maxim BARTELL	Merlyn Mk20A
1 - X:00.000	6 - 1:07.163	11 - 1:06.084
2 - 1:09.056	7 - 1:05.353	12 - 1:08.861
3 - 1:06.020	8 - 1:05.940	
4 - 1:06.954	9 - 1:05.369	
5 - 1:05.753	10 - 1:04.964	
8	Andrew MANSELL	Merlyn Mk11A
1 - X:00.000	6 - 1:09.624	11 - 1:07.074
2 - 1:14.525	7 - 1:07.540	12 - 1:06.642
3 - 1:09.936	8 - 1:07.398	
4 - 1:11.325	9 - 1:07.098	
5 - 1:08.651	10 - 1:06.981	
11	Roy SIERGIEJEV	Macon Mk8
1 - X:00.000	6 - 1:08.526	11 - 1:07.580
2 - 1:10.517	7 - 1:07.846	
3 - 1:10.726	8 - 1:07.443	
4 - 1:09.228	9 - 1:07.450	
5 - 1:08.158	10 - 1:07.337	
21	Ben MITCHELL	Merlyn Mk20
1 - X:00.000	6 - 1:06.498	11 - 1:05.080
2 - 1:08.590	7 - 1:05.476	12 - 1:09.575
3 - 1:05.565	8 - 1:04.823	
4 - 1:06.150	9 - 1:05.544	
5 - 1:06.181	10 - 1:04.177	
25	Philip WALKER	Crossle 16F
1 - X:00.000	6 - 1:10.872	11 - 1:11.776
2 - 1:16.866	7 - 1:10.535	
3 - 1:13.784	8 - 1:09.465	
4 - 1:14.879	9 - 1:08.566	
5 - 1:09.846	10 - 1:09.609	
28	Michael WALES	Merlyn Mk20A
1 - X:00.000	6 - 1:10.640	11 - 1:09.381
2 - 1:14.705	7 - 1:10.532	
3 - 1:12.121	8 - 1:09.930	
4 - 1:12.404	9 - 1:09.168	
5 - 1:11.382	10 - 1:09.297	

Cars 18 & 36 require working transponders - Regulation Q.12.2.1 refers.
 A 30 second penalty will be applied if not working in the race.

Silverstone
 Circuit Length = 1.6390 miles.
 Start: 09:20 End: 09:32

HSCC Historic Formula Ford with Avon Tyres Sponsored by SpeedSport Gallery
RACE 1 - QUALIFYING LAP ANALYSIS - Silverstone - 17 October 2015
 (contd.)

34	Peter FINNIGAN	Merlyn Mk20A/11A
1 - X:00.000	6 - 1:10.471	11 - 1:10.857
2 - 1:17.984	7 - 1:10.995	
3 - 1:12.394	8 - 1:10.285	
4 - 1:13.967	9 - 1:10.227	
5 - 1:10.292	10 - 1:10.453	
36	Rob SMITH	Merlyn Mk20
1 - X:00.000	6 - 1:09.982	11 - 1:07.551
2 - 1:30.936	7 - 1:08.155	
3 - 1:12.138	8 - 1:07.493	
4 - 1:12.493	9 - 1:07.728	
5 - 1:13.366	10 - 1:09.548	
39	Michael RICHINGS	Alexis Mk15
1 - X:00.000	6 - 1:09.315	11 - 1:22.728
2 - 1:14.777	7 - 1:09.862	
3 - 1:11.578	8 - 1:10.544	
4 - 1:12.170	9 - 1:10.411	
5 - 1:10.870	10 - 1:10.085	
43	Callum GRANT	Merlyn Mk20A
1 - X:00.000	6 - 1:10.224	11 - 1:05.276
2 - 1:06.986	7 - 1:06.150	12 - 1:07.629
3 - 1:06.123	8 - 1:04.878	
4 - 1:06.087	9 - 1:05.255	
5 - 1:05.466	10 - 1:05.542	
46	Stuart DIX	Cooper Chinook
1 - X:00.000	6 - 1:09.992	11 - 1:08.346
2 - 1:24.566	7 - 1:08.999	
3 - 1:09.873	8 - 1:10.214	
4 - 1:11.435	9 - 1:08.814	
5 - 1:09.473	10 - 1:08.610	
49	Harvey SYKES	Crossle 20F
1 - X:00.000	6 - 1:10.306	11 - 1:15.094
2 - 1:14.056	7 - 1:12.230	
3 - 1:10.296	8 - 1:10.613	
4 - 1:13.021	9 - 1:09.474	
5 - 1:11.534	10 - 1:09.792	

Cars 18 & 36 require working transponders - Regulation Q.12.2.1 refers.
 A 30 second penalty will be applied if not working in the race.

Silverstone
 Circuit Length = 1.6390 miles.
 Start: 09:20 End: 09:32

HSCC Historic Formula Ford with Avon Tyres Sponsored by SpeedSport Gallery
RACE 1 - QUALIFYING LAP ANALYSIS - Silverstone - 17 October 2015
 (contd.)

55	Roger ARNOLD	Merlyn Mk20
1 - X:00.000	6 - 1:16.700	11 - 1:11.399
2 - 1:14.539	7 - 1:11.531	
3 - 1:17.690	8 - 1:12.295	
4 - 1:10.803	9 - 1:11.351	
5 - 1:10.443	10 - 1:10.749	
60	James BUCKTON	Elden Mk8
1 - X:00.000	6 - 1:07.045	11 - 1:06.004
2 - 1:10.043	7 - 1:06.524	12 - 1:06.513
3 - 1:07.212	8 - 1:06.309	
4 - 1:07.547	9 - 1:05.992	
5 - 1:07.051	10 - 1:06.169	
66	Andrew WIGGINS	Titan Mk6
1 - X:00.000	6 - 1:09.757	11 - 1:07.232
2 - 1:13.979	7 - 1:08.342	
3 - 1:09.811	8 - 1:07.475	
4 - 1:09.970	9 - 1:07.138	
5 - 1:08.460	10 - 1:07.337	
70	Daniel STANZL	Elden Mk8
1 - X:00.000	6 - 1:07.755	11 - 1:07.195
2 - 1:09.800	7 - 1:07.543	12 - 1:07.370
3 - 1:08.729	8 - 1:07.270	
4 - 1:08.067	9 - 1:07.143	
5 - 1:07.599	10 - 1:07.479	
76	Gary MCVEIGH	Merlyn Mk11A
1 - X:00.000	6 - 1:09.337	11 - 1:10.248
2 - 1:14.010	7 - 1:10.407	
3 - 1:12.077	8 - 1:10.050	
4 - 1:12.472	9 - 1:10.268	
5 - 1:10.823	10 - 1:10.588	
77	Chris SHARPLES	Palliser WDF1
1 - X:00.000	6 - 1:08.215	11 - 1:06.250
2 - 1:10.864	7 - 1:07.541	12 - 1:06.583
3 - 1:07.681	8 - 1:07.270	
4 - 1:09.868	9 - 1:06.828	
5 - 1:08.344	10 - 1:06.994	

Cars 18 & 36 require working transponders - Regulation Q.12.2.1 refers.
 A 30 second penalty will be applied if not working in the race.

Silverstone
 Circuit Length = 1.6390 miles.
 Start: 09:20 End: 09:32

HSCC Historic Formula Ford with Avon Tyres Sponsored by SpeedSport Gallery
RACE 1 - QUALIFYING LAP ANALYSIS - Silverstone - 17 October 2015
 (contd.)

80	Ben TUSTING	Merlyn Mk20
1 - X:00.000	6 - 1:06.275	
2 - 1:06.830	7 - 1:05.204	
3 - 1:06.827	8 - 1:05.201	
4 - 1:06.808	9 - 1:04.759	
5 - 1:05.619	10 - 1:04.964	
90	Oliver SMITH	Macon MR7B
1 - X:00.000	6 - 1:09.005	11 - 1:08.422
2 - 1:11.804	7 - 1:08.818	
3 - 1:09.567	8 - 1:08.659	
4 - 1:09.694	9 - 1:08.741	
5 - 1:09.161	10 - 1:08.690	
93	Richard MITCHELL	Merlyn Mk20
1 - X:00.000	6 - 1:08.244	11 - 1:04.949
2 - 1:09.514	7 - 1:05.653	12 - 1:11.178
3 - 1:06.786	8 - 1:06.797	
4 - 1:06.764	9 - 1:05.137	
5 - 1:05.856	10 - 1:04.890	
118	Nick PANCISI	Titan Mk5
1 - X:00.000	6 - 1:08.483	11 - 1:07.096
2 - 1:11.612	7 - 1:07.573	12 - 1:06.782
3 - 1:09.529	8 - 1:07.503	
4 - 1:10.758	9 - 1:07.313	
5 - 1:09.982	10 - 1:07.158	
143	Edward CLAYSON	Titan Mk6
1 - X:00.000		
2 - 1:12.920		
3 - 8:38.877		
4 - 1:11.723		
5 - 1:09.946		

Cars 18 & 36 require working transponders - Regulation Q.12.2.1 refers.
 A 30 second penalty will be applied if not working in the race.

Silverstone
 Circuit Length = 1.6390 miles.
 Start: 09:20 End: 09:32

HSCC Historic Formula Ford with Avon Tyres Sponsored by SpeedSport Gallery
RACE 5 - QUALIFYING - Silverstone - 17 October 2015

POS	NO	CL	DRIVER	NAT	CAR	TIME	LAPS	GAP	MPH
1	16		Simon TOYNE		Lola T200	1:04.695	12		91.20
2	79		Mark DRAGHICESCU		Merlyn Mk20	1:04.724	12	0.029	91.16
3	89		Neil FOWLER		Lola T200	1:04.895	11	0.200	90.92
4	71		Jonathan BAINES		Merlyn Mk20	1:05.510	12	0.815	90.06
5	57		David WILD		Lola T204	1:05.563	11	0.868	89.99
6	31		Robert WAINWRIGHT		Elden Mk8	1:05.591	12	0.896	89.95
7	37		William NUTHALL		Jamun T2	1:05.698	12	1.003	89.81
8	68		Ross DRYBROUGH		Merlyn Mk20	1:05.823	12	1.128	89.64
9	20		Kevin STANZL		Merlyn Mk20	1:06.036	12	1.341	89.35
10	6		Stuart BAIRD		Merlyn Mk11A	1:06.193	12	1.498	89.13
11	14		Mike WRIGLEY		Merlyn Mk20A	1:06.225	12	1.530	89.09
12	81		James LOVETT		Lola T200	1:06.509	12	1.814	88.71
13	72		Alistair LITTLEWOOD		Merlyn Mk20A	1:06.749	12	2.054	88.39
14	54		Alex MEEK		Merlyn Mk20A	1:06.808	12	2.113	88.31
15	27		Dick DIXON		Lotus 61	1:07.444	11	2.749	87.48
16	177		Peter HANNAM		Nike Mk6	1:07.491	11	2.796	87.42
17	26		John SLACK		Lola T200	1:07.813	11	3.118	87.01
18	35		Kevin GOATER		Macon MR8	1:07.937	11	3.242	86.85
19	53		Chris HELLIWELL		Jamun T2	1:08.209	11	3.514	86.50
20	44		Sam BINFIELD		Titan Mk6	1:08.226	11	3.531	86.48
21	33		Julian PIERCE		Lola T200	1:08.227	11	3.532	86.48
22	88		Rob HEDLEY		Merlyn Mk11/9	1:08.482	10	3.787	86.16
23	18		Bill COWING		Ginetta G18B	1:13.366	10	8.671	80.42
24	59		Les BEARDS		Nike Mk6	1:13.528	11	8.833	80.24

Weather/Track: Cloud/Dry

These results are provisional until the conclusion of any judicial and technical matters.

Silverstone
 Circuit Length = 1.6390 miles.
 Start: 09:40 End: 09:52

Clerk of the Course:		Timekeeper:
----------------------	--	-------------

**HSCC Historic Formula Ford with Avon Tyres Sponsored by SpeedSport Gallery
RACE 5 - QUALIFYING LAP ANALYSIS - Silverstone - 17 October 2015**

6	Stuart BAIRD	Merlyn Mk11A
1 - X:00.000	6 - 1:06.348	11 - 1:06.343
2 - 1:08.590	7 - 1:06.238	12 - 1:06.193
3 - 1:06.840	8 - 1:06.269	
4 - 1:07.412	9 - 1:06.766	
5 - 1:06.591	10 - 1:06.276	
14	Mike WRIGLEY	Merlyn Mk20A
1 - X:00.000	6 - 1:06.677	11 - 1:06.721
2 - 1:09.533	7 - 1:07.319	12 - 1:06.373
3 - 1:06.957	8 - 1:07.427	
4 - 1:06.225	9 - 1:06.882	
5 - 1:07.524	10 - 1:06.871	
16	Simon TOYNE	Lola T200
1 - X:00.000	6 - 1:05.620	11 - 1:05.148
2 - 1:08.534	7 - 1:05.165	12 - 1:05.389
3 - 1:06.066	8 - 1:04.873	
4 - 1:05.843	9 - 1:04.695	
5 - 1:05.575	10 - 1:06.296	
18	Bill COWING	Ginetta G18B
1 - X:00.000	6 - 1:14.945	
2 - 1:20.393	7 - 1:15.241	
3 - 1:19.333	8 - 1:13.546	
4 - 1:17.125	9 - 1:13.366	
5 - 1:16.060	10 - 1:18.786	
20	Kevin STANZL	Merlyn Mk20
1 - X:00.000	6 - 1:06.651	11 - 1:06.036
2 - 1:10.108	7 - 1:06.562	12 - 1:06.159
3 - 1:07.974	8 - 1:06.887	
4 - 1:07.156	9 - 1:06.344	
5 - 1:07.049	10 - 1:06.662	
26	John SLACK	Lola T200
1 - X:00.000	6 - 1:08.517	11 - 1:07.958
2 - 1:13.316	7 - 1:08.426	
3 - 1:22.822	8 - 1:07.813	
4 - 1:10.461	9 - 1:08.664	
5 - 1:10.593	10 - 1:08.501	

Weather/Track: Cloud/Dry

www.mstworld.com

Page 1 of 4

Silverstone
Circuit Length = 1.6390 miles.
Start: 09:40 End: 09:52

Printed - 09:54 Saturday, 17 October 2015

HSCC Historic Formula Ford with Avon Tyres Sponsored by SpeedSport Gallery
RACE 5 - QUALIFYING LAP ANALYSIS - Silverstone - 17 October 2015
 (contd.)

27	Dick DIXON	Lotus 61
1 - X:00.000	6 - 1:08.184	11 - 1:07.992
2 - 1:16.962	7 - 1:08.494	
3 - 1:11.632	8 - 1:08.235	
4 - 1:09.106	9 - 1:07.780	
5 - 1:08.609	10 - 1:07.444	
31	Robert WAINWRIGHT	Elden Mk8
1 - X:00.000	6 - 1:06.312	11 - 1:05.591
2 - 1:09.901	7 - 1:05.860	12 - 1:05.716
3 - 1:06.751	8 - 1:06.179	
4 - 1:06.193	9 - 1:05.808	
5 - 1:06.662	10 - 1:06.010	
33	Julian PIERCE	Lola T200
1 - X:00.000	6 - 1:09.244	11 - 1:08.505
2 - 1:18.561	7 - 1:08.704	
3 - 1:11.695	8 - 1:12.350	
4 - 1:09.679	9 - 1:09.787	
5 - 1:09.334	10 - 1:08.227	
35	Kevin GOATER	Macon MR8
1 - X:00.000	6 - 1:10.651	11 - 1:07.937
2 - 1:21.428	7 - 1:10.064	
3 - 1:17.653	8 - 1:09.545	
4 - 1:12.672	9 - 1:09.614	
5 - 1:10.459	10 - 1:08.969	
37	William NUTHALL	Jamun T2
1 - X:00.000	6 - 1:06.058	11 - 1:05.813
2 - 1:09.960	7 - 1:06.115	12 - 1:05.841
3 - 1:06.272	8 - 1:06.281	
4 - 1:06.080	9 - 1:05.857	
5 - 1:07.094	10 - 1:05.698	
44	Sam BINFIELD	Titan Mk6
1 - X:00.000	6 - 1:08.706	11 - 1:08.595
2 - 1:18.964	7 - 1:08.772	
3 - 1:14.691	8 - 1:08.226	
4 - 1:11.096	9 - 1:08.467	
5 - 1:09.885	10 - 1:08.229	

Weather/Track: Cloud/Dry

HSCC Historic Formula Ford with Avon Tyres Sponsored by SpeedSport Gallery
RACE 5 - QUALIFYING LAP ANALYSIS - Silverstone - 17 October 2015
 (contd.)

53	Chris HELLIWELL	Jamun T2
1 - X:00.000	6 - 1:09.880	11 - 1:09.152
2 - 1:17.244	7 - 1:09.595	
3 - 1:14.495	8 - 1:09.510	
4 - 1:11.513	9 - 1:09.236	
5 - 1:12.181	10 - 1:08.209	
54	Alex MEEK	Merlyn Mk20A
1 - X:00.000	6 - 1:07.409	11 - 1:06.982
2 - 1:09.842	7 - 1:06.956	12 - 1:06.808
3 - 1:08.077	8 - 1:07.298	
4 - 1:08.649	9 - 1:07.315	
5 - 1:08.289	10 - 1:11.392	
57	David WILD	Lola T204
1 - X:00.000	6 - 1:06.331	11 - 1:05.563
2 - 1:09.311	7 - 1:06.061	
3 - 1:07.088	8 - 1:06.014	
4 - 1:06.407	9 - 1:06.105	
5 - 1:06.342	10 - 1:05.965	
59	Les BEARDS	Nike Mk6
1 - X:00.000	6 - 1:14.895	11 - 1:14.759
2 - 1:17.548	7 - 1:13.528	
3 - 1:16.485	8 - 1:14.581	
4 - 1:15.579	9 - 1:14.558	
5 - 1:13.999	10 - 1:14.587	
68	Ross DRYBROUGH	Merlyn Mk20
1 - X:00.000	6 - 1:06.238	11 - 1:06.424
2 - 1:09.123	7 - 1:06.996	12 - 1:06.403
3 - 1:06.850	8 - 1:07.535	
4 - 1:05.823	9 - 1:07.883	
5 - 1:07.072	10 - 1:07.144	
71	Jonathan BAINES	Merlyn Mk20
1 - X:00.000	6 - 1:06.192	11 - 1:07.092
2 - 1:09.880	7 - 1:05.938	12 - 1:05.510
3 - 1:07.288	8 - 1:07.409	
4 - 1:07.281	9 - 1:06.163	
5 - 1:07.302	10 - 1:05.594	

Weather/Track: Cloud/Dry

HSCC Historic Formula Ford with Avon Tyres Sponsored by SpeedSport Gallery
RACE 5 - QUALIFYING LAP ANALYSIS - Silverstone - 17 October 2015
 (contd.)


72	Alistair LITTLEWOOD	Merlyn Mk20A
1 - X:00.000	6 - 1:06.749	11 - 1:08.106
2 - 1:13.603	7 - 1:07.104	12 - 1:07.227
3 - 1:10.287	8 - 1:07.218	
4 - 1:07.421	9 - 1:07.159	
5 - 1:07.205	10 - 1:07.288	
79	Mark DRAGHICESCU	Merlyn Mk20
1 - X:00.000	6 - 1:05.252	11 - 1:05.055
2 - 1:07.289	7 - 1:05.176	12 - 1:04.724
3 - 1:07.562	8 - 1:05.626	
4 - 1:05.454	9 - 1:18.394	
5 - 1:05.829	10 - 1:05.425	
81	James LOVETT	Lola T200
1 - X:00.000	6 - 1:07.036	11 - 1:06.762
2 - 1:10.075	7 - 1:07.138	12 - 1:06.509
3 - 1:07.383	8 - 1:07.514	
4 - 1:07.020	9 - 1:07.983	
5 - 1:07.066	10 - 1:09.114	
88	Rob HEDLEY	Merlyn Mk11/9
1 - X:00.000	6 - 1:08.798	
2 - 1:13.086	7 - 1:08.482	
3 - 1:22.398	8 - 1:08.857	
4 - 1:09.396	9 - 1:08.514	
5 - 1:09.074	10 - 1:14.672P	
89	Neil FOWLER	Lola T200
1 - X:00.000	6 - 1:04.895	11 - 1:05.124
2 - 1:21.772	7 - 1:05.676	
3 - 1:05.886	8 - 1:05.273	
4 - 1:06.270	9 - 1:05.011	
5 - 1:05.457	10 - 1:05.348	
177	Peter HANNAM	Nike Mk6
1 - X:00.000	6 - 1:07.579	11 - 1:07.687
2 - 1:16.508	7 - 1:07.944	
3 - 1:13.113	8 - 1:07.491	
4 - 1:09.377	9 - 1:07.586	
5 - 1:08.362	10 - 1:07.857	

Weather/Track: Cloud/Dry

HSCC Historic Formula Ford with Avon Tyres Sponsored by SpeedSport Gallery

RACE 1 - GRID - Silverstone - 17 October 2015

ROW 18		59	BEARDS		
ROW 17		55	ARNOLD	18	COWING
ROW 16	34	FINNIGAN	88	HEDLEY	
ROW 15		143	CLAYSON	33	PIERCE
ROW 14	49	SYKES	44	BINFIELD	
ROW 13		76	MCVEIGH	53	HELLIWELL
ROW 12	39	RICHINGS	35	GOATER	
ROW 11		28	WALES	26	SLACK
ROW 10	25	WALKER	177	HANNAM	
ROW 9		90	SMITH	27	DIXON
ROW 8	46	DIX	54	MEEK	
ROW 7		36	SMITH	72	LITTLEWOOD
ROW 6	11	SIERGIEJEV	81	LOVETT	
ROW 5		70	STANZL	14	WRIGLEY
ROW 4	66	WIGGINS	6	BAIRD	
ROW 3		118	PANCISI	20	STANZL
ROW 2	8	MANSELL	68	DRYBROUGH	
ROW 1		77	SHARPLES	37	NUTHALL
					POLE



Silverstone
Circuit Length = 1.6390 miles.

These results are provisional until the conclusion of any judicial and technical matters.

Clerk of the Course:		Timekeeper:
----------------------	--	-------------

ONI PLC HSCC Historic Road Sports Supported by Hawk Cars
RACE 2 - QUALIFYING - Silverstone - 17 October 2015

POS	NO	CL	DRIVER	NAT	CAR	TIME	LAPS	GAP	MPH
1	5	C	Peter SHAW		Lotus Elan S1	1:07.943	11		86.84
2	98	A	Kevin KIVLOCHAN		Morgan Plus 8	1:08.327	11	0.384	86.35
3	9	C	Roger WAITE		Lotus Elan S1	1:08.431	11	0.488	86.22
4	30	A	Robin PEARCE		Morgan Plus 8	1:08.834	11	0.891	85.71
5	36	C	Frazer GIBNEY		Lotus Elan S1	1:10.225	11	2.282	84.02
6	57	A	Roddie FEILDEN		Morgan Plus 8	1:10.249	11	2.306	83.99
7	3	A	Martin EDRIDGE		Ford Mustang	1:11.817	10	3.874	82.15
8	12	C	Johan DENEKAMP		Marcos 1800 GT	1:12.263	10	4.320	81.65
9	55	A	Nick SAVAGE		Chevrolet Camaro	1:13.035	10	5.092	80.78
10	53	C	Adrian GILBERT		Lotus Elan S3	1:13.035	9	5.092	80.78
11	1	D	John SHAW		Porsche 911	1:13.735	10	5.792	80.02
12	42	E	Larry TUCKER		MG Midget	1:14.665	10	6.722	79.02
13	63	B	Colin SHARP		Triumph TR5	1:14.675	9	6.732	79.01
14	37	C	Mervyn SELWYN		Lotus Elan S3	1:14.876	10	6.933	78.80
15	71	E	Dick COFFEY		Turner Mk1	1:14.882	9	6.939	78.79
16	17	A	Adam SIMMONDS		Ford Mustang	1:15.238	10	7.295	78.42
17	31	E	Ian BURFORD		MG Lenham Le Mans	1:16.390	10	8.447	77.24
18	60	D	Dickon PARNELL		Triumph GT6 Mk2	1:17.818	9	9.875	75.82
19	91	F	Richard OWEN		Triumph TR2	1:18.789	10	10.846	74.88
20	64	D	Roger SPARROW		Porsche 911	1:19.376	9	11.433	74.33
21	77	D	Jeremy MORTIMER		MG B	1:19.420	10	11.477	74.29
22	35	C	Richard DISBROW		Turner Mk2	1:21.217	9	13.274	72.65

Cars 60, 64 & 71 require working transponders - Regulation Q.12.2.1 refers.

A 30 second penalty will be applied if not working in the race.

These results are provisional until the conclusion of any judicial and technical matters.

Silverstone

Circuit Length = 1.6390 miles.

Start: 09:01 End: 09:13

Clerk of the Course:		Timekeeper:
----------------------	--	-------------

ONI PLC HSCC Historic Road Sports Supported by Hawk Cars
RACE 2 - QUALIFYING LAP ANALYSIS - Silverstone - 17 October 2015

1	John SHAW	Porsche 911
1 - X:00.000	6 - 1:14.906	
2 - 1:21.118	7 - 1:14.058	
3 - 1:15.677	8 - 1:14.441	
4 - 1:14.721	9 - 1:14.319	
5 - 1:15.978	10 - 1:13.735	
3	Martin EDRIDGE	Ford Mustang
1 - X:00.000	6 - 1:12.458	
2 - 1:21.236	7 - 1:13.189	
3 - 1:13.311	8 - 1:12.267	
4 - 1:12.892	9 - 1:11.981	
5 - 1:13.381	10 - 1:11.817	
5	Peter SHAW	Lotus Elan S1
1 - X:00.000	6 - 1:08.701	11 - 1:08.355
2 - 1:12.751	7 - 1:07.943	
3 - 1:10.504	8 - 1:11.226	
4 - 1:09.539	9 - 1:08.250	
5 - 1:08.238	10 - 1:08.067	
9	Roger WAITE	Lotus Elan S1
1 - X:00.000	6 - 1:09.501	11 - 1:09.056
2 - 1:12.212	7 - 1:09.666	
3 - 1:08.902	8 - 1:10.733	
4 - 1:09.001	9 - 1:11.045	
5 - 1:11.052	10 - 1:08.431	
12	Johan DENEKAMP	Marcos 1800 GT
1 - X:00.000	6 - 1:15.087	
2 - 1:25.326	7 - 1:15.214	
3 - 1:16.242	8 - 1:13.970	
4 - 1:13.507	9 - 1:13.581	
5 - 1:13.956	10 - 1:12.263	
17	Adam SIMMONDS	Ford Mustang
1 - X:00.000	6 - 1:18.101	
2 - 1:25.822	7 - 1:16.321	
3 - 1:19.388	8 - 1:15.916	
4 - 1:18.681	9 - 1:16.058	
5 - 1:18.208	10 - 1:15.238	

Cars 60, 64 & 71 require working transponders - Regulation Q.12.2.1 refers.
 A 30 second penalty will be applied if not working in the race.

Silverstone
 Circuit Length = 1.6390 miles.
 Start: 09:01 End: 09:13

ONI PLC HSCC Historic Road Sports Supported by Hawk Cars
RACE 2 - QUALIFYING LAP ANALYSIS - Silverstone - 17 October 2015
 (contd.)

30	Robin PEARCE	Morgan Plus 8
1 - X:00.000	6 - 1:09.972	11 - 1:10.196
2 - 1:16.297	7 - 1:10.035	
3 - 1:12.004	8 - 1:09.546	
4 - 1:10.262	9 - 1:08.834	
5 - 1:09.274	10 - 1:09.090	
31	Ian BURFORD	MG Lenham Le Mans
1 - X:00.000	6 - 1:17.161	
2 - 1:20.671	7 - 1:18.595	
3 - 1:18.917	8 - 1:16.936	
4 - 1:17.751	9 - 1:16.390	
5 - 1:17.642	10 - 1:16.497	
35	Richard DISBROW	Turner Mk2
1 - X:00.000	6 - 1:22.058	
2 - 1:25.351	7 - 1:23.433	
3 - 1:21.482	8 - 1:21.436	
4 - 1:21.217	9 - 1:30.552P	
5 - 1:22.388		
36	Frazer GIBNEY	Lotus Elan S1
1 - X:00.000	6 - 1:13.779	11 - 1:11.672
2 - 1:16.049	7 - 1:11.546	
3 - 1:11.414	8 - 1:10.873	
4 - 1:11.694	9 - 1:10.225	
5 - 1:10.930	10 - 1:11.151	
37	Mervyn SELWYN	Lotus Elan S3
1 - X:00.000	6 - 1:16.334	
2 - 1:24.915	7 - 1:17.207	
3 - 1:21.684	8 - 1:16.171	
4 - 1:19.285	9 - 1:16.229	
5 - 1:17.489	10 - 1:14.876	
42	Larry TUCKER	MG Midget
1 - X:00.000	6 - 1:16.661	
2 - 1:21.304	7 - 1:17.112	
3 - 1:18.397	8 - 1:16.285	
4 - 1:17.933	9 - 1:14.738	
5 - 1:17.684	10 - 1:14.665	

Cars 60, 64 & 71 require working transponders - Regulation Q.12.2.1 refers.
 A 30 second penalty will be applied if not working in the race.

Silverstone
 Circuit Length = 1.6390 miles.
 Start: 09:01 End: 09:13

ONI PLC HSCC Historic Road Sports Supported by Hawk Cars
RACE 2 - QUALIFYING LAP ANALYSIS - Silverstone - 17 October 2015
 (contd.)

53	Adrian GILBERT	Lotus Elan S3
1 - X:00.000	6 - 1:17.972	
2 - 1:20.385	7 - 1:17.408	
3 - 1:16.895	8 - 1:14.501	
4 - 1:16.285	9 - 1:13.035	
5 - 1:16.549		
55	Nick SAVAGE	Chevrolet Camaro
1 - X:00.000	6 - 1:13.159	
2 - 1:22.266	7 - 1:13.764	
3 - 1:15.335	8 - 1:14.838	
4 - 1:14.136	9 - 1:13.035	
5 - 1:13.356	10 - 1:13.630	
57	Roddie FEILDEN	Morgan Plus 8
1 - X:00.000	6 - 1:10.840	11 - 1:10.249
2 - 1:19.006	7 - 1:12.072	
3 - 1:11.143	8 - 1:11.278	
4 - 1:11.552	9 - 1:11.391	
5 - 1:10.356	10 - 1:12.830	
60	Dickon PARNELL	Triumph GT6 Mk2
1 - X:00.000	6 - 1:20.017	
2 - 1:25.866	7 - 1:18.534	
3 - 1:22.063	8 - 1:17.818	
4 - 1:22.335	9 - 1:18.588	
5 - 1:20.343		
63	Colin SHARP	Triumph TR5
1 - X:00.000	6 - 1:16.002	
2 - 1:19.448	7 - 1:15.531	
3 - 1:18.943	8 - 1:14.830	
4 - 1:17.552	9 - 1:14.675	
5 - 1:16.585		
64	Roger SPARROW	Porsche 911
1 - X:00.000	6 - 1:20.538	
2 - 1:23.118	7 - 1:19.376	
3 - 1:21.890	8 - 1:19.384	
4 - 1:21.740	9 - 1:20.287	
5 - 1:21.264		

Cars 60, 64 & 71 require working transponders - Regulation Q.12.2.1 refers.
 A 30 second penalty will be applied if not working in the race.

Silverstone
 Circuit Length = 1.6390 miles.
 Start: 09:01 End: 09:13


ONI PLC HSCC Historic Road Sports Supported by Hawk Cars
RACE 2 - QUALIFYING LAP ANALYSIS - Silverstone - 17 October 2015
 (contd.)

71	Dick COFFEY	Turner Mk1
1 - X:00.000	6 - 1:16.198	
2 - 1:16.795	7 - 1:17.422	
3 - 1:16.553	8 - 1:15.916	
4 - 1:16.680	9 - 1:14.882	
5 - 1:16.550		
77	Jeremy MORTIMER	MG B
1 - X:00.000	6 - 1:20.103	
2 - 1:23.539	7 - 1:20.020	
3 - 1:20.956	8 - 1:19.420	
4 - 1:20.388	9 - 1:20.164	
5 - 1:19.917	10 - 1:19.617	
91	Richard OWEN	Triumph TR2
1 - X:00.000	6 - 1:19.866	
2 - 1:29.260	7 - 1:19.731	
3 - 1:19.637	8 - 1:18.789	
4 - 1:19.159	9 - 1:19.238	
5 - 1:19.900	10 - 1:19.044	
98	Kevin KIVLOCHAN	Morgan Plus 8
1 - X:00.000	6 - 1:10.010	11 - 1:08.646
2 - 1:13.984	7 - 1:08.327	
3 - 1:11.293	8 - 1:10.452	
4 - 1:09.816	9 - 1:09.876	
5 - 1:08.670	10 - 1:10.281	

Cars 60, 64 & 71 require working transponders - Regulation Q.12.2.1 refers.
 A 30 second penalty will be applied if not working in the race.

ONI PLC HSCC Historic Road Sports Supported by Hawk Cars
RACE 2 - GRID - Silverstone - 17 October 2015

ROW 11	35	DISBROW	77	MORTIMER
ROW 10	64	SPARROW	91	OWEN
ROW 9	60	PARNELL	31	BURFORD
ROW 8	17	SIMMONDS	71	COFFEY
ROW 7	37	SELWYN	63	SHARP
ROW 6	42	TUCKER	1	SHAW
ROW 5	53	GILBERT	55	SAVAGE
ROW 4	12	DENEKAMP	3	EDRIDGE
ROW 3	57	FEILDEN	36	GIBNEY
ROW 2	30	PEARCE	9	WAITE
ROW 1	98	KIVLOCHAN	5	SHAW
				POLE



Cars 60, 64 & 71 require working transponders - Regulation Q.12.2.1 refers.

A 30 second penalty will be applied if not working in the race.

These results are provisional until the conclusion of any judicial and technical matters.

Silverstone

Circuit Length = 1.6390 miles.

Start: 09:01 End: 09:13

Clerk of the Course:

Timekeeper:

**HSCC/FJHRA Silverline Historic Formula Junior
RACE 3 - QUALIFYING - Silverstone - 17 October 2015**

POS	NO	CL	DRIVER	NAT	CAR	TIME	LAPS	GAP	MPH
1	53	E1	Sam WILSON		Lotus 20/22	1:04.713	12		91.17
2	79	E1	Andrew HIBBERD		Lotus 22	1:05.978	12	1.265	89.43
3	166	E1	Cameron JACKSON		Brabham BT2	1:06.065	12	1.352	89.31
4	87	D2	Andrew WILKINSON		Lynx T3	1:06.840	12	2.127	88.27
5	93	E1	Michael HIBBERD		Brabham BT2	1:07.128	12	2.415	87.89
6	11	B2	Will MITCHAM		Mallock U2	1:07.719	12	3.006	87.13
7	66	D2	Alex MORTON		Ausper T3	1:08.655	11	3.942	85.94
8	82	E1	Andrew GARSIDE		Lotus 20	1:08.898	11	4.185	85.64
9	14	C2	Crispian BESLEY		Cooper T56	1:09.563	11	4.850	84.82
10	37	C2	Andrew TAYLOR		Cooper T56	1:09.804	11	5.091	84.52
11	44	C2	Andrew ROBERTSON		Crossle 4F	1:10.054	11	5.341	84.22
12	25	B2	Andrew TART		Bond FJ	1:10.237	11	5.524	84.00
13	5	B2	Robin LONGDON		Lola Mk2	1:10.932	10	6.219	83.18
14	38	C2	Gil DUFFY		Kieft FJ	1:11.311	11	6.598	82.74
15	33	E1	Andrea GUARINO		Lotus 22	1:11.378	9	6.665	82.66
16	10	B2	Mike WALKER		Bond FJ	1:11.380	11	6.667	82.66
17	3	B2	Justin FLEMING		Lola Mk2	1:11.482	11	6.769	82.54
18	98	E1	Chris MERRICK		Cooper T59	1:12.194	11	7.481	81.73
19	23	B2	John ARNOLD		Elva 100	1:12.964	7	8.251	80.86
20	29	B2	William GRIMSHAW		Moorland Mk1	1:14.228	10	9.515	79.49
21	15	B2	Ian PHILLIPS		BMC Mk1	1:14.274	10	9.561	79.44
22	4	B2	Graham BARRON		Gemini Mk2	1:15.287	11	10.574	78.37
23	172	E2	Tom DE GRES		Cooper T59	1:16.542	10	11.829	77.08
24	26	B2	Roger DEXTER		Elva 100	1:17.779	10	13.066	75.86
25	30	C2	Roger SKIPP		Emeryson FJ	1:18.807	10	14.094	74.87
26	661	A	Tony PEARSON		Bandini	1:20.062	10	15.349	73.69
27	36	B2	David BISHOP		Elva 100	1:21.074	9	16.361	72.77
28	22	B2	R. BISHOP-MILLER		Autosport Mk2	1:22.327	10	17.614	71.67
29	19	A	Jan BIEKENS		Stanguellini FJ	1:24.120	9	19.407	70.14
30	77	H	Peter WILLIAMS		Brabham BT6	1:24.488	8	19.775	69.83
31	97	D2	Hans CIERS		Lotus 20	1:25.292	9	20.579	69.17
32	49	C2	Mike GREGORY		De Tomaso ISIS	1:33.191	4	28.478	63.31

Weather/Track: Cloud/Dry

These results are provisional until the conclusion of any judicial and technical matters.

Silverstone
Circuit Length = 1.6390 miles.
Start: 10:03 End: 10:15

Clerk of the Course:		Timekeeper:
----------------------	--	-------------

HSCC/FJHRA Silverline Historic Formula Junior
RACE 3 - QUALIFYING LAP ANALYSIS - Silverstone - 17 October 2015

3	Justin FLEMING	Lola Mk2
1 - X:00.000	6 - 1:13.243	11 - 1:13.810
2 - 1:16.087	7 - 1:11.534	
3 - 1:14.773	8 - 1:12.128	
4 - 1:13.839	9 - 1:11.482	
5 - 1:14.516	10 - 1:13.591	
4	Graham BARRON	Gemini Mk2
1 - X:00.000	6 - 1:16.542	11 - 1:16.213
2 - 1:22.136	7 - 1:16.707	
3 - 1:15.713	8 - 1:17.427	
4 - 1:15.753	9 - 1:15.287	
5 - 1:16.528	10 - 1:15.372	
5	Robin LONGDON	Lola Mk2
1 - X:00.000	6 - 1:12.346	
2 - 1:18.540	7 - 1:13.137	
3 - 2:28.002	8 - 1:12.209	
4 - 1:15.819	9 - 1:10.932	
5 - 1:12.745	10 - 1:15.062	
10	Mike WALKER	Bond FJ
1 - X:00.000	6 - 1:14.627	11 - 1:12.176
2 - 1:20.114	7 - 1:12.208	
3 - 1:15.034	8 - 1:11.793	
4 - 1:13.597	9 - 1:11.380	
5 - 1:14.933	10 - 1:12.443	
11	Will MITCHAM	Mallock U2
1 - X:00.000	6 - 1:09.181	11 - 1:15.556
2 - 1:11.756	7 - 1:08.051	12 - 1:08.261
3 - 1:09.209	8 - 1:08.943	
4 - 1:10.450	9 - 1:08.935	
5 - 1:08.892	10 - 1:07.719	
14	Crispian BESLEY	Cooper T56
1 - X:00.000	6 - 1:11.438	11 - 1:09.563
2 - 1:14.385	7 - 1:11.352	
3 - 1:12.665	8 - 1:10.311	
4 - 1:11.782	9 - 1:10.545	
5 - 1:14.381	10 - 1:10.072	

Weather/Track: Cloud/Dry

HSCC/FJHRA Silverline Historic Formula Junior
RACE 3 - QUALIFYING LAP ANALYSIS - Silverstone - 17 October 2015
 (contd.)

15	Ian PHILLIPS	BMC Mk1
1 - X:00.000	6 - 1:15.852	
2 - 1:24.013	7 - 1:15.011	
3 - 1:29.791	8 - 1:16.445	
4 - 1:18.991	9 - 1:14.274	
5 - 1:16.689	10 - 1:14.511	
19	Jan BIEKENS	Stanguellini FJ
1 - X:00.000	6 - 1:28.559	
2 - 1:37.866	7 - 1:25.712	
3 - 1:29.715	8 - 1:24.120	
4 - 1:25.596	9 - 1:25.493	
5 - 1:27.707		
22	R. BISHOP-MILLER	Autosport Mk2
1 - X:00.000	6 - 1:23.502	
2 - 1:29.862	7 - 1:23.428	
3 - 1:25.549	8 - 1:22.327	
4 - 1:24.910	9 - 1:23.421	
5 - 1:24.803	10 - 1:24.818	
23	John ARNOLD	Elva 100
1 - X:00.000	6 - 1:13.110	
2 - 2:05.819P	7 - 1:12.964	
3 - 2:29.739		
4 - 1:15.667		
5 - 1:15.256		
25	Andrew TART	Bond FJ
1 - X:00.000	6 - 1:11.909	11 - 1:11.854
2 - 1:14.424	7 - 1:11.464	
3 - 1:11.915	8 - 1:11.739	
4 - 1:11.190	9 - 1:10.237	
5 - 2:01.290	10 - 1:11.150	
26	Roger DEXTER	Elva 100
1 - X:00.000	6 - 1:18.716	
2 - 1:28.728	7 - 1:17.958	
3 - 1:22.469	8 - 1:20.899	
4 - 1:19.679	9 - 1:26.809	
5 - 1:17.779	10 - 1:22.470	

Weather/Track: Cloud/Dry

HSCC/FJHRA Silverline Historic Formula Junior
RACE 3 - QUALIFYING LAP ANALYSIS - Silverstone - 17 October 2015
 (contd.)

29	William GRIMSHAW	Moorland Mk1
1 - X:00.000	6 - 1:16.658	
2 - 1:25.275	7 - 1:16.961	
3 - 1:15.713	8 - 1:17.088	
4 - 1:14.228	9 - 1:26.062	
5 - 1:14.801	10 - 1:14.285	
30	Roger SKIPP	Emeryson FJ
1 - X:00.000	6 - 1:20.380	
2 - 1:29.161	7 - 1:18.807	
3 - 1:28.879	8 - 1:21.383	
4 - 1:23.740	9 - 1:21.664	
5 - 1:20.470	10 - 1:20.792	
33	Andrea GUARINO	Lotus 22
1 - X:00.000	6 - 2:14.963	
2 - 1:28.749	7 - 1:22.642	
3 - 1:17.922	8 - 1:11.378	
4 - 1:12.566	9 - 1:12.804	
5 - 1:46.032P		
36	David BISHOP	Elva 100
1 - X:00.000	6 - 1:22.310	
2 - 1:38.136	7 - 1:23.270	
3 - 1:28.888	8 - 1:21.074	
4 - 1:26.482	9 - 1:22.944	
5 - 1:23.162		
37	Andrew TAYLOR	Cooper T56
1 - X:00.000	6 - 1:11.161	11 - 1:10.325
2 - 1:18.322	7 - 1:11.395	
3 - 1:29.952	8 - 1:09.804	
4 - 1:12.230	9 - 1:10.828	
5 - 1:10.625	10 - 1:10.405	
38	Gil DUFFY	Kieft FJ
1 - X:00.000	6 - 1:13.833	11 - 1:14.475
2 - 1:17.593	7 - 1:12.861	
3 - 1:14.496	8 - 1:12.507	
4 - 1:14.932	9 - 1:13.273	
5 - 1:15.060	10 - 1:11.311	

Weather/Track: Cloud/Dry

HSCC/FJHRA Silverline Historic Formula Junior
RACE 3 - QUALIFYING LAP ANALYSIS - Silverstone - 17 October 2015
 (contd.)

44	Andrew ROBERTSON	Crossle 4F
1 - X:00.000	6 - 1:14.423	11 - 1:11.931
2 - 1:18.385	7 - 1:12.086	
3 - 1:11.331	8 - 1:10.054	
4 - 1:10.146	9 - 1:10.347	
5 - 1:15.212	10 - 1:14.078	
49	Mike GREGORY	De Tomaso ISIS
1 - X:00.000		
2 - 1:33.191		
3 - 1:37.260		
4 - 2:03.873P		
53	Sam WILSON	Lotus 20/22
1 - X:00.000	6 - 1:05.860	11 - 1:05.819
2 - 1:06.587	7 - 1:04.939	12 - 1:11.012
3 - 1:06.618	8 - 1:05.545	
4 - 1:06.581	9 - 1:04.713	
5 - 1:05.322	10 - 1:04.932	
66	Alex MORTON	Ausper T3
1 - X:00.000	6 - 1:12.148	11 - 1:09.629
2 - 1:16.709	7 - 1:10.652	
3 - 1:11.645	8 - 1:09.663	
4 - 1:11.559	9 - 1:09.186	
5 - 1:11.012	10 - 1:08.655	
77	Peter WILLIAMS	Brabham BT6
1 - X:00.000	6 - 1:24.488	
2 - 1:38.120	7 - 1:49.151P	
3 - 1:31.266	8 - 2:54.927	
4 - 1:28.867		
5 - 1:26.271		
79	Andrew HIBBERD	Lotus 22
1 - X:00.000	6 - 1:06.280	11 - 1:06.713
2 - 1:10.106	7 - 1:05.978	12 - 1:08.104
3 - 1:08.724	8 - 1:07.144	
4 - 1:10.786	9 - 1:07.422	
5 - 1:07.552	10 - 1:06.003	

Weather/Track: Cloud/Dry

HSCC/FJHRA Silverline Historic Formula Junior
RACE 3 - QUALIFYING LAP ANALYSIS - Silverstone - 17 October 2015
 (contd.)

82	Andrew GARSIDE	Lotus 20
1 - X:00.000	6 - 1:12.030	11 - 1:15.396
2 - 1:14.389	7 - 1:08.898	
3 - 1:09.290	8 - 1:10.606	
4 - 1:09.933	9 - 1:10.476	
5 - 1:35.400	10 - 1:09.522	
87	Andrew WILKINSON	Lynx T3
1 - X:00.000	6 - 1:08.588	11 - 1:08.781
2 - 1:09.514	7 - 1:06.840	12 - 1:08.598
3 - 1:10.136	8 - 1:07.750	
4 - 1:09.746	9 - 1:07.986	
5 - 1:08.415	10 - 1:08.049	
93	Michael HIBBERD	Brabham BT2
1 - X:00.000	6 - 1:08.073	11 - 1:08.298
2 - 1:12.174	7 - 1:08.579	12 - 1:08.105
3 - 1:08.502	8 - 1:07.616	
4 - 1:08.003	9 - 1:07.928	
5 - 1:08.503	10 - 1:07.128	
97	Hans CIERS	Lotus 20
1 - X:00.000	6 - 1:30.783	
2 - 1:35.961	7 - 1:26.362	
3 - 1:31.197	8 - 1:25.292	
4 - 1:29.786	9 - 1:34.257	
5 - 1:33.434		
98	Chris MERRICK	Cooper T59
1 - X:00.000	6 - 1:12.999	11 - 1:13.394
2 - 1:27.560	7 - 1:13.075	
3 - 1:18.547	8 - 1:13.430	
4 - 1:15.916	9 - 1:12.922	
5 - 1:14.220	10 - 1:12.194	
166	Cameron JACKSON	Brabham BT2
1 - X:00.000	6 - 1:06.753	11 - 1:06.229
2 - 1:09.259	7 - 1:06.065	12 - 1:06.255
3 - 1:07.962	8 - 1:06.209	
4 - 1:07.858	9 - 1:07.668	
5 - 1:08.333	10 - 1:06.348	

Weather/Track: Cloud/Dry

HSCC/FJHRA Silverline Historic Formula Junior
RACE 3 - QUALIFYING LAP ANALYSIS - Silverstone - 17 October 2015
(contd.)


172	Tom DE GRES	Cooper T59
1 - X:00.000	6 - 1:18.620	
2 - 1:30.049	7 - 1:17.192	
3 - 1:20.850	8 - 1:16.931	
4 - 1:20.961	9 - 1:16.542	
5 - 1:19.095	10 - 1:18.930	
661	Tony PEARSON	Bandini
1 - X:00.000	6 - 1:20.226	
2 - 1:29.847	7 - 1:20.062	
3 - 1:24.598	8 - 1:21.050	
4 - 1:21.549	9 - 1:20.642	
5 - 1:21.502	10 - 1:22.496	

Weather/Track: Cloud/Dry

HSCC/FJHRA Silverline Historic Formula Junior

RACE 3 - AMENDED GRID - Silverstone - 17 October 2015

ROW 16	49	GREGORY	97	CIERS
ROW 15	77	WILLIAMS	19	BIEKENS
ROW 14	22	R. BISHOP-MILLER	36	BISHOP
ROW 13	661	PEARSON	30	SKIPP
ROW 12	26	DEXTER	172	DE GRES
ROW 11	4	BARRON	15	PHILLIPS
ROW 10	29	GRIMSHAW	23	ARNOLD
ROW 9	98	MERRICK	3	FLEMING
ROW 8	10	WALKER	33	GUARINO
ROW 7	38	DUFFY	5	LONGDON
ROW 6	25	TART	44	ROBERTSON
ROW 5	37	TAYLOR	14	BESLEY
ROW 4	82	GARSIDE	66	MORTON
ROW 3	11	MITCHAM	93	HIBBERD
ROW 2	87	WILKINSON	166	JACKSON
ROW 1	79	HIBBERD	53	WILSON
				POLE



Weather/Track: Cloud/Dry

These results are provisional until the conclusion of any judicial and technical matters.

Silverstone
 Circuit Length = 1.6390 miles.
 Start: 10:03 End: 10:15

Clerk of the Course:	Timekeeper:
----------------------	-------------

HSCC/HRSR ByBox Historic Touring Cars
RACE 4 - QUALIFYING - Silverstone - 17 October 2015

POS	NO	CL	DRIVER(S)	NAT	CAR	TIME	LAPS	GAP	MPH
1	3	K1	Peter HALLFORD		Ford Mustang	1:08.914	11		85.62
2	1	B	Tim DAVIES		Ford Lotus Cortina	1:09.805	11	0.891	84.52
3	79	C	Mark JONES		Ford Lotus Cortina	1:10.235	9	1.321	84.00
4	66	K3	John AVILL		Ford Lotus Cortina	1:10.568	11	1.654	83.61
5	42	K3	John SPIERS		Ford Lotus Cortina	1:11.202	11	2.288	82.86
6	179	K3	Mark MARTIN		Ford Lotus Cortina	1:12.150	6	3.236	81.78
7	40	K3	Neil MERRY		Alfa Romeo Giuliana Sprint GTA	1:12.695	11	3.781	81.16
8	77	K4	Nick PADDY		Morris Cooper S	1:13.157	11	4.243	80.65
9	14	K4	Jonathan MILICEVIC		Morris Mini Cooper	1:13.311	11	4.397	80.48
10	71	D	Tim HARBER		Austin Mini	1:13.499	11	4.585	80.27
11	85	D	Roger GODFREY		Austin Cooper S	1:13.539	11	4.625	80.23
12	72	K4	Andy HARRISON		Austin Mini Cooper S	1:13.616	11	4.702	80.15
13	87	E	Simon BENOY		Hillman Imp	1:13.696	11	4.782	80.06
14	55	K4	Tim STANBRIDGE		Morris Cooper S	1:14.006	10	5.092	79.72
15	23	A	Roger COPE		Jaguar Mk1 Saloon	1:14.161	11	5.247	79.56
16	15	K1	David LLOYD		Ford Mustang	1:14.476	10	5.562	79.22
17	47	K3	Nigel COX		Ford Lotus Cortina	1:14.573	11	5.659	79.12
18	94	E	Steven PLATTS		Singer Chamois	1:14.578	10	5.664	79.11
19	177	C	Adam GITTINGS		Ford Anglia	1:15.638	9	6.724	78.00
20	82	K4	Gary WRIGHT		Mini Cooper	1:20.756	10	11.842	73.06
21	51	C	Ian CLARIDGE		Ford Anglia	1:21.766	10	12.852	72.16
22	54	B	Richard CONWAY		Volvo P544	1:23.273	9	14.359	70.85
23	81	I	Edmund GLAISTER		Ford Anglia 100E	14:36.846	1	13:27.932	6.72

Car 23 requires a working transponder - Regulation Q.12.2.1 refers.

A 30 second penalty will be applied if not working in the race.

These results are provisional until the conclusion of any judicial and technical matters.

Silverstone

Circuit Length = 1.6390 miles.

Start: 10:23 End: 10:35

Clerk of the Course:

Timekeeper:

HSCC/HRSR ByBox Historic Touring Cars

RACE 4 - QUALIFYING LAP ANALYSIS - Silverstone - 17 October 2015

1	Tim DAVIES	Ford Lotus Cortina
1 - X:00.000	6 - 1:10.297	11 - 1:09.805
2 - 1:13.234	7 - 1:10.127	
3 - 1:11.094	8 - 1:10.570	
4 - 1:11.087	9 - 1:09.876	
5 - 1:10.134	10 - 1:10.525	
3	Peter HALLFORD	Ford Mustang
1 - X:00.000	6 - 1:10.716	11 - 1:14.599
2 - 1:14.088	7 - 1:22.781	
3 - 1:09.494	8 - 1:09.950	
4 - 1:09.437	9 - 1:08.914	
5 - 1:09.975	10 - 1:09.667	
14	Jonathan MILICEVIC	Morris Mini Cooper
1 - X:00.000	6 - 1:13.718	11 - 1:13.596
2 - 1:16.352	7 - 1:13.678	
3 - 1:14.393	8 - 1:13.311	
4 - 1:13.839	9 - 1:13.982	
5 - 1:14.273	10 - 1:17.846	
15	David LLOYD	Ford Mustang
1 - X:00.000	6 - 1:14.845	
2 - 1:20.505	7 - 1:14.897	
3 - 1:17.118	8 - 1:14.967	
4 - 1:16.898	9 - 1:15.217	
5 - 1:15.301	10 - 1:14.476	
23	Roger COPE	Jaguar Mk1 Saloon
1 - X:00.000	6 - 1:14.952	11 - 1:36.769P
2 - 1:16.300	7 - 1:14.604	
3 - 1:15.204	8 - 1:14.161	
4 - 1:15.317	9 - 1:14.433	
5 - 1:15.144	10 - 1:18.717	
40	Neil MERRY	Alfa Romeo Giuliana Sprint GTA
1 - X:00.000	6 - 1:13.172	11 - 1:13.184
2 - 1:18.056	7 - 1:14.531	
3 - 1:15.751	8 - 1:14.844	
4 - 1:13.731	9 - 1:12.695	
5 - 1:13.000	10 - 1:25.720	

Car 23 requires a working transponder - Regulation Q.12.2.1 refers.
A 30 second penalty will be applied if not working in the race.

Silverstone
Circuit Length = 1.6390 miles.
Start: 10:23 End: 10:35

HSCC/HRSR ByBox Historic Touring Cars

RACE 4 - QUALIFYING LAP ANALYSIS - Silverstone - 17 October 2015

(contd.)

42	John SPIERS	Ford Lotus Cortina
1 - X:00.000	6 - 1:11.254	11 - 1:11.202
2 - 1:14.484	7 - 1:11.857	
3 - 1:14.079	8 - 1:15.601	
4 - 1:13.326	9 - 1:11.800	
5 - 1:11.683	10 - 1:14.486	
47	Nigel COX	Ford Lotus Cortina
1 - X:00.000	6 - 1:15.766	11 - 1:14.573
2 - 1:18.855	7 - 1:14.904	
3 - 1:15.504	8 - 1:16.873	
4 - 1:15.093	9 - 1:14.845	
5 - 1:14.646	10 - 1:16.135	
51	Ian CLARIDGE	Ford Anglia
1 - X:00.000	6 - 1:22.825	
2 - 1:24.757	7 - 1:22.210	
3 - 1:21.766	8 - 1:23.835	
4 - 1:22.501	9 - 1:25.107	
5 - 1:22.462	10 - 1:23.475	
54	Richard CONWAY	Volvo P544
1 - X:00.000	6 - 1:24.668	
2 - 1:30.589	7 - 1:25.416	
3 - 1:27.570	8 - 1:23.783	
4 - 1:24.983	9 - 1:24.928	
5 - 1:23.273		
55	Tim STANBRIDGE	Morris Cooper S
1 - X:00.000	6 - 1:14.731	
2 - 1:18.217	7 - 1:14.384	
3 - 1:14.957	8 - 1:14.006	
4 - 1:15.109	9 - 1:14.628	
5 - 1:20.260	10 - 1:26.323	
66	John AVILL	Ford Lotus Cortina
1 - X:00.000	6 - 1:10.818	11 - 1:11.537
2 - 1:14.291	7 - 1:10.568	
3 - 1:10.985	8 - 1:11.761	
4 - 1:11.315	9 - 1:11.146	
5 - 1:10.932	10 - 1:11.613	

Car 23 requires a working transponder - Regulation Q.12.2.1 refers.
A 30 second penalty will be applied if not working in the race.

Silverstone
Circuit Length = 1.6390 miles.
Start: 10:23 End: 10:35

HSCC/HRSR ByBox Historic Touring Cars

RACE 4 - QUALIFYING LAP ANALYSIS - Silverstone - 17 October 2015

(contd.)

71	Tim HARBER	Austin Mini
1 - X:00.000	6 - 1:13.499	11 - 1:13.835
2 - 1:21.085	7 - 1:13.992	
3 - 1:14.951	8 - 1:13.774	
4 - 1:13.777	9 - 1:13.975	
5 - 1:13.646	10 - 1:14.097	
72	Andy HARRISON	Austin Mini Cooper S
1 - X:00.000	6 - 1:13.718	11 - 1:14.660
2 - 1:18.775	7 - 1:13.616	
3 - 1:16.696	8 - 1:14.819	
4 - 1:14.412	9 - 1:14.178	
5 - 1:13.699	10 - 1:17.162	
77	Nick PADDY	Morris Cooper S
1 - X:00.000	6 - 1:14.268	11 - 1:14.427
2 - 1:16.914	7 - 1:13.508	
3 - 1:14.563	8 - 1:14.165	
4 - 1:14.957	9 - 1:13.157	
5 - 1:14.578	10 - 1:15.869	
79	Mark JONES	Ford Lotus Cortina
1 - X:00.000	6 - 1:14.461	
2 - 1:14.093	7 - 1:11.677	
3 - 1:11.190	8 - 1:10.596	
4 - 1:10.235	9 - 1:32.798P	
5 - 1:11.895		
81	Edmund GLAISTER	Ford Anglia 100E
1 - X:00.000		
82	Gary WRIGHT	Mini Cooper
1 - X:00.000	6 - 1:21.630	
2 - 1:26.042	7 - 1:20.756	
3 - 1:21.234	8 - 1:20.848	
4 - 1:22.072	9 - 1:25.452	
5 - 1:21.019	10 - 1:20.994	

Car 23 requires a working transponder - Regulation Q.12.2.1 refers.
A 30 second penalty will be applied if not working in the race.

Silverstone
Circuit Length = 1.6390 miles.
Start: 10:23 End: 10:35

HSCC/HRSR ByBox Historic Touring Cars

RACE 4 - QUALIFYING LAP ANALYSIS - Silverstone - 17 October 2015

(contd.)


85	Roger GODFREY	Austin Cooper S
1 - X:00.000	6 - 1:14.226	11 - 1:13.881
2 - 1:15.977	7 - 1:13.845	
3 - 1:14.462	8 - 1:13.665	
4 - 1:13.539	9 - 1:13.641	
5 - 1:13.734	10 - 1:17.421	
87	Simon BENOY	Hillman Imp
1 - X:00.000	6 - 1:13.855	11 - 1:15.237
2 - 1:16.180	7 - 1:17.417	
3 - 1:14.470	8 - 1:13.809	
4 - 1:13.873	9 - 1:13.696	
5 - 1:14.577	10 - 1:23.000	
94	Steven PLATTS	Singer Chamois
1 - X:00.000	6 - 1:14.846	
2 - 1:18.971	7 - 1:14.578	
3 - 1:17.410	8 - 1:15.303	
4 - 1:15.669	9 - 1:14.855	
5 - 1:15.080	10 - 1:19.392	
177	Adam GITTINGS	Ford Anglia
1 - X:00.000	6 - 1:17.255	
2 - 1:24.494	7 - 1:15.638	
3 - 1:20.700	8 - 1:16.034	
4 - 1:17.174	9 - 2:10.160	
5 - 1:17.957		
179	Mark MARTIN	Ford Lotus Cortina
1 - X:00.000	6 - 1:13.456	
2 - 1:13.720		
3 - 1:14.308		
4 - 1:12.150		
5 - 1:16.002		

Car 23 requires a working transponder - Regulation Q.12.2.1 refers.
A 30 second penalty will be applied if not working in the race.

HSCC/HRSR ByBox Historic Touring Cars

RACE 4 - AMENDED GRID - Silverstone - 17 October 2015

ROW 12	104 BRIGGS	81 GLAISTER
ROW 11	54 CONWAY	51 CLARIDGE
ROW 10	82 WRIGHT	177 GITTINGS
ROW 9	94 PLATTS	47 COX
ROW 8	15 LLOYD	23 COPE
ROW 7	55 STANBRIDGE	87 BENOY
ROW 6	72 HARRISON	85 GODFREY
ROW 5	71 HARBER	14 MILICEVIC
ROW 4	77 PADDY	40 MERRY
ROW 3	179 MARTIN	42 SPIERS
ROW 2	66 AVILL	79 JONES
ROW 1	1 DAVIES	3 HALLFORD
		POLE



Car 104 allowed to start from back of grid

Car 56 allowed to start from pit lane

These results are provisional until the conclusion of any judicial and technical matters.

Silverstone

Circuit Length = 1.6390 miles.

Start: 10:23 End: 10:35

Clerk of the Course:

Timekeeper:

Classic Formula 3 with URS FF2000 and Classic Racing Cars
RACE 6 - QUALIFYING - Silverstone - 17 October 2015

POS	NO	CL	DRIVER	NAT	CAR	TIME	LAPS	GAP	MPH
1	7	A	Richard TROTT		Chevron B43	1:00.172	13		98.05
2	9	A	Ian JACOBS		Ralt RT3	1:00.714	12	0.542	97.18
3	117	A	Keith WHITE		Ralt RT1	1:00.886	13	0.714	96.90
4	55	A	Maxim BARTELL		Chevron B34	1:01.086	12	0.914	96.59
5	82	A	Paul SMITH		Martini MK31	1:01.164	12	0.992	96.46
6	32	A	Tony HANCOCK		Lola T670	1:01.319	12	1.147	96.22
7	33	urA	Marc MERCER		Van Diemen RF82	1:01.409	13	1.237	96.08
8	44	A	Iain ROWLEY		March 793	1:01.562	11	1.390	95.84
9	3	urA	Ian PEARSON		Van Diemen RF83	1:01.586	12	1.414	95.80
10	30	A	Paul DIBDEN		Argo JM6	1:01.619	12	1.447	95.75
11	93	A	Rudolf ERNST		Ralt RT1	1:01.627	12	1.455	95.74
12	77	A	Timothy LYONS		Ralt RT3	1:01.769	11	1.597	95.52
13	43	A	Mark MARTIN		Ralt RT3	1:01.911	5	1.739	95.30
14	62	A	Graham KIDDY		Argo JM3	1:02.425	12	2.253	94.52
15	29	A	Jonathan PRICE		March 783	1:02.524	12	2.352	94.37
16	12	G	Andy JARVIS		Palliser WDB 2	1:03.172	12	3.000	93.40
17	17	urA	Chris LORD		Van Diemen RF82	1:03.346	12	3.174	93.14
18	15	C	Mick WHITEHEAD		Reynard SF79	1:03.522	12	3.350	92.88
19	5	urA	Richard WALLINGTON		Van Diemen RF83	1:03.572	12	3.400	92.81
20	50	urA	Clive WOOD		Van Diemen RF82	1:04.174	9	4.002	91.94
21	45	urA	Robert PEARSON		Van Diemen RF82	1:04.634	11	4.462	91.28
22	23	urA	David REES		Delta T81	1:04.832	11	4.660	91.01
23	6	A	Leif BOSSON		Ralt RT1	1:05.081	12	4.909	90.66
24	98	urA	Rodney TOFT		Van Diemen RF82	1:05.245	11	5.073	90.43
25	8	D	Benn SIMMS		Elfin 600	1:05.359	12	5.187	90.27
26	114	C	Colin MCKAY		Delta T79	1:05.819	10	5.647	89.64
27	11	urA	John CONWAY		Van Diemen RF82	1:06.034	11	5.862	89.35
28	47	I	Andy LANGRIDGE		Dastle Mk10	1:06.124	12	5.952	89.23
29	177	urA	Richard ROBINSON		Van Diemen RF82	1:07.238	11	7.066	87.75
30	20	A	Gaius GHINN		Ralt RT3	1:08.524	2	8.352	86.10
31	14	G	Mike PAINTER		Brabham BT16	1:09.222	11	9.050	85.23
32	74	C	Seamus DOYLE		Lola T580	1:09.703	11	9.531	84.65
33	123	A	Colin PAINTER		Olroy C1	1:10.066	10	9.894	84.21
34	24	I	Andrew THORPE		Brabham BT35	1:15.636	9	15.464	78.01

Car 77 requires a working transponder - Regulation Q.12.2.1 refers.

A 30 second penalty will be applied if not working in the race.

These results are provisional until the conclusion of any judicial and technical matters.

Silverstone

Circuit Length = 1.6390 miles.

Start: 10:46 End: 10:58

Clerk of the Course:

Timekeeper:

Classic Formula 3 with URS FF2000 and Classic Racing Cars
RACE 6 - QUALIFYING LAP ANALYSIS - Silverstone - 17 October 2015

3	Ian PEARSON	Van Diemen RF83
1 - X:00.000	6 - 1:03.025	11 - 1:02.196
2 - 1:07.132	7 - 1:02.187	12 - 1:01.702
3 - 1:05.279	8 - 1:02.135	
4 - 1:04.007	9 - 1:01.586	
5 - 1:02.126	10 - 1:03.136	
5	Richard WALLINGTON	Van Diemen RF83
1 - X:00.000	6 - 1:04.920	11 - 1:04.017
2 - 1:10.543	7 - 1:05.834	12 - 1:03.572
3 - 1:08.443	8 - 1:05.336	
4 - 1:05.939	9 - 1:04.347	
5 - 1:05.155	10 - 1:03.768	
6	Leif BOSSON	Ralt RT1
1 - X:00.000	6 - 1:06.844	11 - 1:05.420
2 - 1:10.751	7 - 1:06.373	12 - 1:05.418
3 - 1:10.863	8 - 1:06.177	
4 - 1:08.342	9 - 1:06.022	
5 - 1:07.046	10 - 1:05.081	
7	Richard TROTT	Chevron B43
1 - X:00.000	6 - 1:02.233	11 - 1:00.172
2 - 1:05.597	7 - 1:02.218	12 - 1:00.893
3 - 1:03.388	8 - 1:01.339	13 - 1:01.674
4 - 1:02.300	9 - 1:02.118	
5 - 1:01.467	10 - 1:01.444	
8	Benn SIMMS	Elfin 600
1 - X:00.000	6 - 1:06.018	11 - 1:05.472
2 - 1:10.312	7 - 1:05.863	12 - 1:05.560
3 - 1:09.273	8 - 1:05.858	
4 - 1:06.720	9 - 1:05.359	
5 - 1:06.269	10 - 1:05.370	
9	Ian JACOBS	Ralt RT3
1 - X:00.000	6 - 1:06.662P	11 - 1:00.714
2 - 1:05.686	7 - 2:18.303	12 - 1:01.258
3 - 1:03.249	8 - 1:02.386	
4 - 1:02.433	9 - 1:00.760	
5 - 1:02.556	10 - 1:01.495	

Car 77 requires a working transponder - Regulation Q.12.2.1 refers.
A 30 second penalty will be applied if not working in the race.

Silverstone
Circuit Length = 1.6390 miles.
Start: 10:46 End: 10:58

Classic Formula 3 with URS FF2000 and Classic Racing Cars
RACE 6 - QUALIFYING LAP ANALYSIS - Silverstone - 17 October 2015
 (contd.)

11	John CONWAY	Van Diemen RF82
1 - X:00.000	6 - 1:06.182	11 - 1:07.628
2 - 1:24.160	7 - 1:06.919	
3 - 1:30.365	8 - 1:06.034	
4 - 1:09.467	9 - 1:08.941	
5 - 1:09.094	10 - 1:06.131	
12	Andy JARVIS	Palliser WDB 2
1 - X:00.000	6 - 1:04.782	11 - 1:03.172
2 - 1:14.748	7 - 1:03.830	12 - 1:05.690
3 - 1:09.465	8 - 1:04.309	
4 - 1:05.529	9 - 1:03.196	
5 - 1:04.669	10 - 1:03.802	
14	Mike PAINTER	Brabham BT16
1 - X:00.000	6 - 1:10.462	11 - 1:09.222
2 - 1:16.366	7 - 1:11.871	
3 - 1:14.477	8 - 1:11.480	
4 - 1:12.119	9 - 1:11.690	
5 - 1:10.569	10 - 1:10.443	
15	Mick WHITEHEAD	Reynard SF79
1 - X:00.000	6 - 1:04.368	11 - 1:05.432
2 - 1:09.652	7 - 1:04.429	12 - 1:04.207
3 - 1:07.308	8 - 1:04.719	
4 - 1:04.615	9 - 1:03.522	
5 - 1:04.689	10 - 1:04.951	
17	Chris LORD	Van Diemen RF82
1 - X:00.000	6 - 1:05.424	11 - 1:04.930
2 - 1:09.182	7 - 1:03.813	12 - 1:03.782
3 - 1:06.823	8 - 1:04.568	
4 - 1:05.625	9 - 1:03.346	
5 - 1:04.361	10 - 1:03.468	
20	Gaius GHINN	Ralt RT3
1 - X:00.000		
2 - 1:08.524		

Car 77 requires a working transponder - Regulation Q.12.2.1 refers.
 A 30 second penalty will be applied if not working in the race.

Silverstone
 Circuit Length = 1.6390 miles.
 Start: 10:46 End: 10:58

Classic Formula 3 with URS FF2000 and Classic Racing Cars
RACE 6 - QUALIFYING LAP ANALYSIS - Silverstone - 17 October 2015
 (contd.)

23	David REES	Delta T81
1 - X:00.000	6 - 1:05.202	11 - 1:05.010
2 - 1:19.027	7 - 1:05.226	
3 - 1:08.369	8 - 1:05.132	
4 - 1:06.977	9 - 1:05.398	
5 - 1:07.560	10 - 1:04.832	
24	Andrew THORPE	Brabham BT35
1 - X:00.000	6 - 1:17.891	
2 - 1:19.495	7 - 1:18.011	
3 - 1:21.174	8 - 1:17.138	
4 - 1:21.532	9 - 1:15.636	
5 - 1:17.611		
29	Jonathan PRICE	March 783
1 - X:00.000	6 - 1:04.143	11 - 1:03.093
2 - 1:09.019	7 - 1:02.524	12 - 1:02.931
3 - 1:08.606	8 - 1:02.728	
4 - 1:04.342	9 - 1:06.743	
5 - 1:03.594	10 - 1:02.830	
30	Paul DIBDEN	Argo JM6
1 - X:00.000	6 - 1:02.527	11 - 1:01.695
2 - 1:09.998	7 - 1:01.956	12 - 1:01.744
3 - 1:07.426	8 - 1:01.619	
4 - 1:03.197	9 - 1:02.733	
5 - 1:02.897	10 - 1:02.230	
32	Tony HANCOCK	Lola T670
1 - X:00.000	6 - 1:03.064	11 - 1:03.085
2 - 1:08.668	7 - 1:01.664	12 - 1:01.319
3 - 1:07.764	8 - 1:02.550	
4 - 1:04.244	9 - 1:01.684	
5 - 1:02.924	10 - 1:03.440	
33	Marc MERCER	Van Diemen RF82
1 - X:00.000	6 - 1:02.480	11 - 1:01.602
2 - 1:09.142	7 - 1:03.955	12 - 1:01.409
3 - 1:03.805	8 - 1:02.260	13 - 1:01.553
4 - 1:03.196	9 - 1:02.330	
5 - 1:06.525	10 - 1:02.715	

Car 77 requires a working transponder - Regulation Q.12.2.1 refers.
 A 30 second penalty will be applied if not working in the race.

Silverstone
 Circuit Length = 1.6390 miles.
 Start: 10:46 End: 10:58

Classic Formula 3 with URS FF2000 and Classic Racing Cars
RACE 6 - QUALIFYING LAP ANALYSIS - Silverstone - 17 October 2015
 (contd.)

43	Mark MARTIN	Ralt RT3
1 - X:00.000 2 - 2:05.936 3 - 1:01.911 4 - 1:02.121 5 - 4:10.057		
44	Iain ROWLEY	March 793
1 - X:00.000 6 - 1:02.428 11 - 1:01.562 2 - 1:06.797 7 - 1:19.937P 3 - 1:04.323 8 - 2:20.656 4 - 1:02.493 9 - 1:07.685 5 - 1:02.259 10 - 1:02.208		
45	Robert PEARSON	Van Diemen RF82
1 - X:00.000 6 - 1:06.263 11 - 1:05.608 2 - 1:11.928 7 - 1:05.609 3 - 1:09.358 8 - 1:06.442 4 - 1:08.238 9 - 1:05.192 5 - 1:06.620 10 - 1:04.634		
47	Andy LANGRIDGE	Dastle Mk10
1 - X:00.000 6 - 1:06.566 11 - 1:06.124 2 - 1:14.743 7 - 1:06.895 12 - 1:06.757 3 - 1:12.191 8 - 1:06.430 4 - 1:10.349 9 - 1:06.544 5 - 1:07.070 10 - 1:06.728		
50	Clive WOOD	Van Diemen RF82
1 - X:00.000 6 - 2:13.554 2 - 1:11.315 7 - 1:04.675 3 - 1:12.802 8 - 1:04.174 4 - 1:08.122 9 - 1:06.978 5 - 2:15.234		
55	Maxim BARTELL	Chevron B34
1 - X:00.000 6 - 1:01.511 11 - 1:01.730 2 - 1:05.246 7 - 1:01.983 12 - 1:02.101 3 - 1:07.783 8 - 1:04.277 4 - 1:03.174 9 - 1:01.086 5 - 1:02.474 10 - 1:01.695		

Car 77 requires a working transponder - Regulation Q.12.2.1 refers.
 A 30 second penalty will be applied if not working in the race.

Silverstone
 Circuit Length = 1.6390 miles.
 Start: 10:46 End: 10:58

Classic Formula 3 with URS FF2000 and Classic Racing Cars
RACE 6 - QUALIFYING LAP ANALYSIS - Silverstone - 17 October 2015
 (contd.)

62	Graham KIDDY	Argo JM3
1 - X:00.000	6 - 1:03.180	11 - 1:03.696
2 - 1:10.263	7 - 1:02.789	12 - 1:03.083
3 - 1:08.260	8 - 1:02.425	
4 - 1:06.843	9 - 1:02.956	
5 - 1:03.827	10 - 1:04.553	
74	Seamus DOYLE	Lola T580
1 - X:00.000	6 - 1:11.723	11 - 1:09.703
2 - 1:21.124	7 - 1:11.973	
3 - 1:14.528	8 - 1:11.972	
4 - 1:13.674	9 - 1:11.275	
5 - 1:12.114	10 - 1:11.456	
77	Timothy LYONS	Ralt RT3
1 - X:00.000	6 - 1:03.549	11 - 1:01.769
2 - 1:08.553	7 - 1:02.502	
3 - 1:09.524	8 - 2:11.326	
4 - 1:04.184	9 - 1:03.714	
5 - 1:02.446	10 - 1:01.951	
82	Paul SMITH	Martini MK31
1 - X:00.000	6 - 1:02.266	11 - 1:01.164
2 - 1:04.957	7 - 1:01.611	12 - 1:01.987
3 - 1:06.821	8 - 1:02.584	
4 - 1:04.383	9 - 1:01.404	
5 - 1:03.482	10 - 1:02.564	
93	Rudolf ERNST	Ralt RT1
1 - X:00.000	6 - 1:03.152	11 - 1:02.633
2 - 1:08.974	7 - 1:02.823	12 - 1:01.627
3 - 1:08.196	8 - 1:02.961	
4 - 1:05.002	9 - 1:07.190	
5 - 1:03.416	10 - 1:03.393	
98	Rodney TOFT	Van Diemen RF82
1 - X:00.000	6 - 1:07.266	11 - 1:05.824
2 - 1:12.101	7 - 1:06.377	
3 - 1:11.559	8 - 1:05.955	
4 - 1:09.854	9 - 1:05.612	
5 - 1:09.015	10 - 1:05.245	

Car 77 requires a working transponder - Regulation Q.12.2.1 refers.
 A 30 second penalty will be applied if not working in the race.

Silverstone
 Circuit Length = 1.6390 miles.
 Start: 10:46 End: 10:58

Classic Formula 3 with URS FF2000 and Classic Racing Cars
RACE 6 - QUALIFYING LAP ANALYSIS - Silverstone - 17 October 2015
 (contd.)

114	Colin MCKAY				Delta T79
1 -	X:00.000	6 -	1:06.645		
2 -	2:21.823	7 -	1:06.743		
3 -	1:08.071	8 -	1:05.819		
4 -	2:15.278	9 -	1:06.840		
5 -	1:06.854	10 -	1:06.176		
117	Keith WHITE				Ralt RT1
1 -	X:00.000	6 -	1:04.142	11 -	1:01.548
2 -	1:07.524	7 -	1:03.723	12 -	1:00.886
3 -	1:03.334	8 -	1:02.283	13 -	1:02.504
4 -	1:02.091	9 -	1:01.761		
5 -	1:01.935	10 -	1:01.792		
123	Colin PAINTER				Oliroy C1
1 -	X:00.000	6 -	1:12.923		
2 -	2:33.565	7 -	1:11.298		
3 -	1:14.736	8 -	1:11.263		
4 -	1:11.544	9 -	1:11.440		
5 -	1:11.153	10 -	1:10.066		
177	Richard ROBINSON				Van Diemen RF82
1 -	X:00.000	6 -	1:09.795	11 -	1:07.238
2 -	1:14.824	7 -	1:10.181		
3 -	1:18.589	8 -	1:08.404		
4 -	1:10.439	9 -	1:07.748		
5 -	1:08.959	10 -	1:07.502		


Car 77 requires a working transponder - Regulation Q.12.2.1 refers.
 A 30 second penalty will be applied if not working in the race.

Classic Formula 3 with URS FF2000 and Classic Racing Cars
RACE 6 - GRID - Silverstone - 17 October 2015

ROW
17
ROW
16
ROW
15
ROW
14
ROW
13
ROW
12
ROW
11
ROW
10
ROW
9
ROW
8
ROW
7
ROW
6
ROW
5
ROW
4
ROW
3
ROW
2
ROW
1

24	THORPE	123	PAINTER
74	DOYLE	14	PAINTER
20	GHINN	177	ROBINSON
47	LANGRIDGE	11	CONWAY
114	MCKAY	8	SIMMS
98	TOFT	6	BOSSON
23	REES	45	PEARSON
50	WOOD	5	WALLINGTON
15	WHITEHEAD	17	LORD
12	JARVIS	29	PRICE
62	KIDDY	43	MARTIN
77	LYONS	93	ERNST
30	DIBDEN	3	PEARSON
44	ROWLEY	33	MERCER
32	HANCOCK	82	SMITH
55	BARTELL	117	WHITE
9	JACOBS	7	TROTT

POLE



Car 77 requires a working transponder - Regulation Q.12.2.1 refers.

A 30 second penalty will be applied if not working in the race.

These results are provisional until the conclusion of any judicial and technical matters.

Silverstone

Circuit Length = 1.6390 miles.

Start: 10:46 End: 10:58

Clerk of the Course:

Timekeeper:

HSCC Guards Trophy supported by Dunlop Tyres
RACE 7 - QUALIFYING - Silverstone - 17 October 2015

POS	NO	CL	DRIVER(S)	NAT	CAR	TIME	LAPS	GAP	MPH
1	2	srE	George TIZZARD		Lenham Spider	1:02.661	12		94.16
2	34	srD	James SCHRYVER		Chevron B8	1:03.442	12	0.781	93.00
3	49	srD	Michael SCHRYVER		Chevron B6	1:03.648	10	0.987	92.70
4	77	D	Mike GARDINER		TVR Griffith	1:03.886	10	1.225	92.35
5	32	srD	Charles ALLISON		Chevron B8	1:04.258	11	1.597	91.82
6	42	srD	Mark COLMAN		Chevron B8	1:04.485	11	1.824	91.50
7	33	srE	Jon WAGGITT		Lenham P69	1:04.806	12	2.145	91.04
8	25	srB	Michael HIBBERD		Lotus 23B	1:05.707	12	3.046	89.79
9	5	srB	Sam THOMAS		Brabham BT5	1:05.718	8	3.057	89.78
10	14	D	John SPIERS		TVR Griffith	1:05.897	12	3.236	89.54
11	6	srD	Nic THOMPSON		Chevron B6	1:06.851	11	4.190	88.26
12	52	srB	George DAWS		Merlyn 6A	1:06.913	11	4.252	88.18
13	106	srD	Ian MCDONALD		Ginetta G16	1:07.286	11	4.625	87.69
14	98	D	Kevin KIVLOCHAN		TVR Griffith 400	1:07.309	11	4.648	87.66
15	41	srE	Brian CASEY		Lenham P69	1:08.165	11	5.504	86.56
16	67	A	Andrew SMITH		Marcos 1800 GT	1:08.480	11	5.819	86.16
17	79	A	Mark MARTIN		Lotus 26R	1:09.140	11	6.479	85.34
18	105	srE	Mark GODFREY		Ginetta G12	1:09.226	11	6.565	85.23
19	19	A	Nick PANCISI		Lotus Elan S1 GTS	1:09.735	11	7.074	84.61
20	93	srB	Richard GRUBE		DRW Mk6	1:10.710	11	8.049	83.44
21	36	A	Andrew GARSIDE		Lotus Elan GTS	1:11.169	11	8.508	82.90
22	12	C	Grahame BULL		Jaguar E-type	1:11.434	11	8.773	82.59
23	119	A	Andrew WILKINSON		Jaguar XK120	1:13.307	10	10.646	80.48
24	96	A	Sean MCCLURG		Lotus Elan	1:13.420	9	10.759	80.36
25	64	B	Martin RICHARDSON		MG B	1:13.945	10	11.284	79.79
26	94	B	Andrew BENTLEY		MG B	1:16.017	7	13.356	77.61
27	11	D	Andy DEE-CROWNE		Chevrolet Corvette	1:20.221	10	17.560	73.55

Weather/Track: Cloud/Dry

These results are provisional until the conclusion of any judicial and technical matters.

Silverstone
 Circuit Length = 1.6390 miles.
 Start: 11:07 End: 11:19

Clerk of the Course:		Timekeeper:
----------------------	--	-------------

HSCC Guards Trophy supported by Dunlop Tyres
RACE 7 - QUALIFYING LAP ANALYSIS - Silverstone - 17 October 2015

2	George TIZZARD	Lenham Spider
1 - X:00.000	6 - 1:03.244	11 - 1:03.845
2 - 1:06.923	7 - 1:04.192	12 - 1:04.864
3 - 1:03.989	8 - 1:03.942	
4 - 1:03.322	9 - 1:02.779	
5 - 1:03.774	10 - 1:02.661	
5	Sam THOMAS	Brabham BT5
1 - X:00.000	6 - 1:07.373	
2 - 1:08.765	7 - 1:08.846	
3 - 1:06.091	8 - 1:16.406P	
4 - 1:10.082		
5 - 1:05.718		
6	Nic THOMPSON	Chevron B6
1 - X:00.000	6 - 1:07.162	11 - 1:18.439P
2 - 1:17.045	7 - 1:06.851	
3 - 1:10.429	8 - 1:07.261	
4 - 1:08.841	9 - 1:07.190	
5 - 1:07.815	10 - 1:07.584	
11	Andy DEE-CROWNE	Chevrolet Corvette
1 - X:00.000	6 - 1:20.979	
2 - 1:24.378	7 - 1:21.800	
3 - 1:22.551	8 - 1:22.837	
4 - 1:23.838	9 - 1:22.628	
5 - 1:21.215	10 - 1:20.221	
12	Grahame BULL	Jaguar E-type
1 - X:00.000	6 - 1:11.434	11 - 1:12.311
2 - 1:15.371	7 - 1:13.364	
3 - 1:15.116	8 - 1:12.122	
4 - 1:11.771	9 - 1:11.585	
5 - 1:12.510	10 - 1:11.484	
14	John SPIERS	TVR Griffith
1 - X:00.000	6 - 1:06.114	11 - 1:07.478
2 - 1:07.709	7 - 1:07.509	12 - 1:08.480
3 - 1:21.813	8 - 1:06.003	
4 - 1:06.368	9 - 1:10.104	
5 - 1:05.897	10 - 1:08.352	

Weather/Track: Cloud/Dry

HSCC Guards Trophy supported by Dunlop Tyres
RACE 7 - QUALIFYING LAP ANALYSIS - Silverstone - 17 October 2015
 (contd.)

19	Nick PANCISI	Lotus Elan S1 GTS
1 - X:00.000	6 - 1:10.995	11 - 1:10.205
2 - 1:17.944	7 - 1:15.975	
3 - 1:16.005	8 - 1:12.942	
4 - 1:13.564	9 - 1:22.067	
5 - 1:09.735	10 - 1:09.995	
25	Michael HIBBERD	Lotus 23B
1 - X:00.000	6 - 1:06.745	11 - 1:07.630
2 - 1:09.787	7 - 1:06.348	12 - 1:08.118
3 - 1:06.801	8 - 1:07.612	
4 - 1:06.413	9 - 1:07.802	
5 - 1:05.818	10 - 1:05.707	
32	Charles ALLISON	Chevron B8
1 - X:00.000	6 - 1:05.464	11 - 1:15.594P
2 - 1:06.908	7 - 1:04.628	
3 - 1:05.280	8 - 1:04.666	
4 - 1:04.998	9 - 1:04.486	
5 - 1:04.258	10 - 1:05.581	
33	Jon WAGGITT	Lenham P69
1 - X:00.000	6 - 1:06.128	11 - 1:05.941
2 - 1:10.930	7 - 1:04.806	12 - 1:06.288
3 - 1:07.064	8 - 1:05.386	
4 - 1:05.658	9 - 1:06.747	
5 - 1:05.326	10 - 1:06.504	
34	James SCHRYVER	Chevron B8
1 - X:00.000	6 - 1:04.301	11 - 1:04.223
2 - 1:10.478	7 - 1:04.284	12 - 1:04.348
3 - 1:05.027	8 - 1:04.382	
4 - 1:03.613	9 - 1:06.824	
5 - 1:03.442	10 - 1:04.719	
36	Andrew GARSIDE	Lotus Elan GTS
1 - X:00.000	6 - 1:12.620	11 - 1:11.169
2 - 1:17.321	7 - 1:13.325	
3 - 1:14.672	8 - 1:11.611	
4 - 1:12.756	9 - 1:14.669	
5 - 1:11.305	10 - 1:12.817	

Weather/Track: Cloud/Dry

HSCC Guards Trophy supported by Dunlop Tyres
RACE 7 - QUALIFYING LAP ANALYSIS - Silverstone - 17 October 2015
 (contd.)

41	Brian CASEY	Lenham P69
1 - X:00.000	6 - 1:09.684	11 - 1:08.165
2 - 1:13.949	7 - 1:11.690	
3 - 1:12.591	8 - 1:11.151	
4 - 1:11.251	9 - 1:09.751	
5 - 1:10.988	10 - 1:08.342	
42	Mark COLMAN	Chevron B8
1 - X:00.000	6 - 1:04.522	11 - 1:06.435
2 - 1:16.993	7 - 1:06.778	
3 - 1:09.024	8 - 1:04.773	
4 - 1:08.465	9 - 1:04.602	
5 - 1:08.215	10 - 1:04.485	
49	Michael SCHRYVER	Chevron B6
1 - X:00.000	6 - 1:04.189	
2 - 1:08.465	7 - 1:04.469	
3 - 2:08.490	8 - 1:04.722	
4 - 1:03.648	9 - 1:05.992	
5 - 1:04.242	10 - 1:13.893P	
52	George DAWS	Merlyn 6A
1 - X:00.000	6 - 1:08.889	11 - 1:09.659
2 - 1:13.722	7 - 1:07.905	
3 - 1:12.390	8 - 1:07.120	
4 - 1:09.678	9 - 1:06.913	
5 - 1:09.412	10 - 1:07.076	
64	Martin RICHARDSON	MG B
1 - X:00.000	6 - 1:15.035	
2 - 1:22.208	7 - 1:14.674	
3 - 1:17.032	8 - 1:13.974	
4 - 1:15.367	9 - 1:17.481	
5 - 1:13.945	10 - 1:19.330	
67	Andrew SMITH	Marcos 1800 GT
1 - X:00.000	6 - 1:08.753	11 - 1:09.604
2 - 1:14.887	7 - 1:10.408	
3 - 1:09.473	8 - 1:09.325	
4 - 1:09.332	9 - 1:09.053	
5 - 1:08.480	10 - 1:09.612	

Weather/Track: Cloud/Dry

HSCC Guards Trophy supported by Dunlop Tyres
RACE 7 - QUALIFYING LAP ANALYSIS - Silverstone - 17 October 2015
 (contd.)

77	Mike GARDINER	TVR Griffith
1 - X:00.000	6 - 1:18.667	
2 - 1:07.639	7 - 1:21.348	
3 - 1:04.706	8 - 1:07.454	
4 - 1:04.285	9 - 1:04.082	
5 - 1:03.886	10 - 1:36.635P	
79	Mark MARTIN	Lotus 26R
1 - X:00.000	6 - 1:09.140	11 - 1:11.058
2 - 1:13.990	7 - 1:10.627	
3 - 1:12.245	8 - 1:09.761	
4 - 1:10.409	9 - 1:10.818	
5 - 1:09.974	10 - 1:10.409	
93	Richard GRUBE	DRW Mk6
1 - X:00.000	6 - 1:10.785	11 - 1:11.036
2 - 1:13.318	7 - 1:48.758	
3 - 1:11.591	8 - 1:11.393	
4 - 1:11.769	9 - 1:10.837	
5 - 1:11.082	10 - 1:10.710	
94	Andrew BENTLEY	MG B
1 - X:00.000	6 - 1:16.017	
2 - 1:21.850	7 - 1:21.809P	
3 - 1:18.621		
4 - 1:16.023		
5 - 1:16.121		
96	Sean MCCLURG	Lotus Elan
1 - X:00.000	6 - 1:13.420	
2 - 1:25.995	7 - 1:14.190	
3 - 1:22.552	8 - 1:14.851	
4 - 1:17.421	9 - 1:29.284P	
5 - 1:18.831		
98	Kevin KIVLOCHAN	TVR Griffith 400
1 - X:00.000	6 - 1:09.118	11 - 1:07.833
2 - 1:15.443	7 - 1:10.478	
3 - 1:14.293	8 - 1:07.309	
4 - 1:10.537	9 - 1:08.777	
5 - 1:08.771	10 - 1:08.519	

Weather/Track: Cloud/Dry

HSCC Guards Trophy supported by Dunlop Tyres

RACE 7 - QUALIFYING LAP ANALYSIS - Silverstone - 17 October 2015

(contd.)

105	Mark GODFREY	Ginetta G12
1 - X:00.000	6 - 1:09.701	11 - 1:10.466
2 - 1:15.409	7 - 1:11.805	
3 - 1:13.081	8 - 1:09.226	
4 - 1:10.478	9 - 1:12.644	
5 - 1:09.999	10 - 1:09.784	
106	Ian MCDONALD	Ginetta G16
1 - X:00.000	6 - 1:07.286	11 - 1:08.903
2 - 1:11.731	7 - 1:08.664	
3 - 1:08.699	8 - 1:08.596	
4 - 1:08.269	9 - 1:07.989	
5 - 1:07.767	10 - 1:07.984	
119	Andrew WILKINSON	Jaguar XK120
1 - X:00.000	6 - 1:14.958	
2 - 1:16.425	7 - 1:15.172	
3 - 1:15.935	8 - 1:13.568	
4 - 1:14.648	9 - 1:14.639	
5 - 1:13.307	10 - 1:14.491	

Weather/Track: Cloud/Dry

www.mstworld.com


Page 5 of 5

Silverstone
Circuit Length = 1.6390 miles.
Start: 11:07 End: 11:19

Printed - 11:21 Saturday, 17 October 2015

HSCC Guards Trophy supported by Dunlop Tyres
RACE 7 - GRID - Silverstone - 17 October 2015

ROW 14		11	DEE-CROWNE	
ROW 13	94	BENTLEY	64	RICHARDSON
ROW 12	96	MCCLURG	119	WILKINSON
ROW 11	12	BULL	36	GARSIDE
ROW 10	93	GRUBE	19	PANCISI
ROW 9	105	GODFREY	79	MARTIN
ROW 8	67	SMITH	41	CASEY
ROW 7	98	KIVLOCHAN	106	MCDONALD
ROW 6	52	DAWS	6	THOMPSON
ROW 5	14	SPIERS	5	THOMAS
ROW 4	25	HIBBERD	33	WAGGITT
ROW 3	42	COLMAN	32	ALLISON
ROW 2	77	GARDINER	49	SCHRYVER
ROW 1	34	SCHRYVER	2	TIZZARD
				POLE



Weather/Track: Cloud/Dry

These results are provisional until the conclusion of any judicial and technical matters.

Silverstone
 Circuit Length = 1.6390 miles.
 Start: 11:07 End: 11:19

Clerk of the Course:		Timekeeper:
----------------------	--	-------------

HSCC Derek Bell Trophy
RACE 8 - QUALIFYING - Silverstone - 17 October 2015

POS	NO	CL	DRIVER	NAT	CAR	TIME	LAPS	GAP	MPH
1	54	B	Richard EVANS		March 79B	55.128	12		107.03
2	7	F	Neil GLOVER		Chevron B37	55.524	7	0.396	106.26
3	74	F	Frank LYONS		Gurney Eagle FA74	57.032	7	1.904	103.45
4	51	C	Andrew HIBBERD		Brabham BT38	57.184	13	2.056	103.18
5	46	B	Andrew HUXTABLE		Chevron B34	59.300	12	4.172	99.50
6	69	B	Martyn DONN		Lola T760	59.508	9	4.380	99.15
7	3	B	Matthew WRIGLEY		Ralt RT1	1:00.200	12	5.072	98.01
8	30	H	Paul DIBDEN		Argo JM6	1:01.188	12	6.060	96.43
9	93	A	Rudolf ERNST		Ralt RT1	1:01.622	9	6.494	95.75
10	5	C	Mike BARNBY		Modus M7	1:02.511	11	7.383	94.39
11	47	INV	Adrian LANGRIDGE		Dastle Mk10	1:04.197	11	9.069	91.91

Weather/Track: Cloud/Dry

These results are provisional until the conclusion of any judicial and technical matters.

Silverstone
 Circuit Length = 1.6390 miles.
 Start: 11:28 End: 11:40

Clerk of the Course:		Timekeeper:
----------------------	--	-------------

HSCC Derek Bell Trophy

RACE 8 - QUALIFYING LAP ANALYSIS - Silverstone - 17 October 2015

3	Matthew WRIGLEY	Ralt RT1
1 - X:00.000	6 - 1:00.582	11 - 1:00.235
2 - 1:04.106	7 - 1:00.200	12 - 1:16.021P
3 - 1:02.313	8 - 1:00.854	
4 - 1:01.652	9 - 1:00.256	
5 - 1:00.780	10 - 1:06.413	
5	Mike BARNBY	Modus M7
1 - X:00.000	6 - 1:03.340	11 - 1:04.064
2 - 1:07.573	7 - 1:03.492	
3 - 1:05.813	8 - 1:04.499	
4 - 1:03.718	9 - 1:02.511	
5 - 1:02.906	10 - 1:02.880	
7	Neil GLOVER	Chevron B37
1 - X:00.000	6 - 55.664	
2 - 1:03.143	7 - 1:18.518P	
3 - 55.785		
4 - 55.524		
5 - 1:01.343		
30	Paul DIBDEN	Argo JM6
1 - X:00.000	6 - 1:01.817	11 - 1:01.913
2 - 1:03.225	7 - 1:01.612	12 - 1:03.033
3 - 1:02.080	8 - 1:01.195	
4 - 1:01.908	9 - 1:01.270	
5 - 1:01.607	10 - 1:01.188	
46	Andrew HUXTABLE	Chevron B34
1 - X:00.000	6 - 1:00.427	11 - 59.972
2 - 1:02.764	7 - 59.300	12 - 59.442
3 - 1:01.552	8 - 59.411	
4 - 1:01.364	9 - 59.543	
5 - 1:00.405	10 - 59.412	
47	Adrian LANGRIDGE	Dastle Mk10
1 - X:00.000	6 - 1:04.906	11 - 1:04.204
2 - 1:07.528	7 - 1:04.794	
3 - 1:05.849	8 - 1:04.624	
4 - 1:05.279	9 - 1:04.197	
5 - 1:05.244	10 - 1:04.980	

Weather/Track: Cloud/Dry

HSCC Derek Bell Trophy

RACE 8 - QUALIFYING LAP ANALYSIS - Silverstone - 17 October 2015

(contd.)

51	Andrew HIBBERD	Brabham BT38
1 - X:00.000	6 - 57.886	11 - 57.184
2 - 1:01.248	7 - 57.541	12 - 58.759
3 - 59.390	8 - 58.254	13 - 58.272
4 - 58.590	9 - 57.528	
5 - 58.048	10 - 57.318	
54	Richard EVANS	March 79B
1 - X:00.000	6 - 56.317	11 - 55.128
2 - 1:05.123	7 - 55.656	12 - 1:16.945P
3 - 59.698	8 - 56.389	
4 - 58.106	9 - 55.187	
5 - 56.652	10 - 55.284	
69	Martyn DONN	Lola T760
1 - X:00.000	6 - 1:12.084P	
2 - 1:09.233	7 - 3:21.582	
3 - 1:01.750	8 - 59.664	
4 - 1:00.527	9 - 1:02.312	
5 - 59.508		
74	Frank LYONS	Gurney Eagle FA74
1 - X:00.000	6 - 57.036	
2 - 58.945	7 - 1:15.998P	
3 - 57.528		
4 - 58.582		
5 - 57.032		
93	Rudolf ERNST	Ralt RT1
1 - X:00.000	6 - 1:01.780	
2 - 1:02.898	7 - 1:01.995	
3 - 1:01.885	8 - 1:01.622	
4 - 1:02.630	9 - 1:42.674P	
5 - 1:02.428		

Weather/Track: Cloud/Dry

www.mstworld.com


Page 2 of 2

Silverstone
Circuit Length = 1.6390 miles.
Start: 11:28 End: 11:40

Printed - 11:43 Saturday, 17 October 2015

HSCC Derek Bell Trophy
RACE 8 - GRID - Silverstone - 17 October 2015

ROW 6		47	LANGRIDGE		
ROW 5		5	BARNBY	93	ERNST
ROW 4		30	DIBDEN	3	WRIGLEY
ROW 3		69	DONN	46	HUXTABLE
ROW 2		51	HIBBERD	74	LYONS
ROW 1		7	GLOVER	54	EVANS
					POLE



Weather/Track: Cloud/Dry

These results are provisional until the conclusion of any judicial and technical matters.

Silverstone
Circuit Length = 1.6390 miles.
Start: 11:28 End: 11:40

Clerk of the Course:

Timekeeper:

HSCC 70s Road Sports

RACE 9 - QUALIFYING - Silverstone - 17 October 2015

POS	NO	CL	DRIVER	NAT	CAR	TIME	LAPS	GAP	MPH
1	72	C	Jim DEAN		Lotus Europa	1:09.031	11		85.47
2	24	B	Charles BARTER		Datsun 240Z	1:09.345	11	0.314	85.08
3	22	INV	William JENKINS		BMW 3.0 CSL	1:09.751	11	0.720	84.59
4	65	C	Stephen COOKE		Lotus 7 S4	1:10.199	11	1.168	84.05
5	32	B	Nic STRONG		Ford Capri	1:10.283	11	1.252	83.95
6	35	A	Robert GATE		Jaguar E-type	1:10.734	11	1.703	83.41
7	19	B	William LEVERETT		Porsche 911SC	1:10.834	10	1.803	83.29
8	157	INV	David HALL		Vauxhall Firenza Droopsnoot	1:11.353	11	2.322	82.69
9	77	INV	Alan GREENHALGH		Vauxhall Firenza	1:11.486	11	2.455	82.53
10	92	D	Brian JARVIS		Porsche 924	1:13.272	10	4.241	80.52
11	180	INV	Gary FLETCHER		Vauxhall Firenza	1:13.410	11	4.379	80.37
12	6	B	Johan DENEKAMP		TVR 3000M	1:13.928	11	4.897	79.81
13	68	D	Jon WAGSTAFF		Alfa Romeo GTV	1:14.347	11	5.316	79.36
14	26	B	Paul STAFFORD		Datsun 240Z	1:14.439	10	5.408	79.26
15	67	INV	Tim HAYES		Alfa Romeo Alfasud Sprint	1:14.845	10	5.814	78.83
16	10	C	Nigel ASHLEY		Lotus Europa	1:15.067	10	6.036	78.60
17	57	D	Mark OLDFIELD		Lancia Monte Carlo	1:15.143	10	6.112	78.52
18	12	C	Neil BROWN		Lotus Eclat	1:15.850	10	6.819	77.79
19	27	F	Chris FISHER		MG Arkley	1:15.871	11	6.840	77.76
20	16	INV	Richard GRUBE		Porsche 914-6	1:15.883	10	6.852	77.75
21	49	F	Peter RICHARDS		Clan Crusader	1:15.904	9	6.873	77.73
22	33	B	Matt NICHOLS		TVR 3000m	1:16.014	7	6.983	77.62
23	17	D	Steve MOORE		Alfa Romeo 2000 GTV	1:16.035	10	7.004	77.60
24	4	D	Ken RORRISON		Alfa Romeo 2000 GTV	1:16.291	10	7.260	77.34
25	15	INV	Duncan MCKAY		Ford Capri	1:16.296	10	7.265	77.33
26	2	INV	Jim BAYNAM		MG B	1:16.387	8	7.356	77.24
27	80	D	David LANE		Jensen Healey	1:16.493	10	7.462	77.13
28	50	E	David KARASKAS		MG Midget	1:16.853	7	7.822	76.77
29	61	INV	Bob BINFIELD		Gilbern 1800 GT	1:17.589	10	8.558	76.04
30	29	INV	Mark LAWTON		Porsche 924	1:18.023	10	8.992	75.62
31	78	D	Mark DUDLEY		Alfa Romeo Alfetta GTV	1:18.343	10	9.312	75.31

Cars 61 & 92 require working transponders - Regulation Q.12.2.1 refers.

A 30 second penalty will be applied if not working in the race.

These results are provisional until the conclusion of any judicial and technical matters.

Silverstone

Circuit Length = 1.6390 miles.

Start: 11:47 End: 11:59

Clerk of the Course:		Timekeeper:
----------------------	--	-------------

HSCC 70s Road Sports

RACE 9 - QUALIFYING LAP ANALYSIS - Silverstone - 17 October 2015

2	Jim BAYNAM	MG B
1 - X:00.000	6 - 1:18.593	
2 - 1:24.254	7 - 1:26.099P	
3 - 1:18.984	8 - 3:02.674	
4 - 1:17.190		
5 - 1:16.387		
4	Ken RORRISON	Alfa Romeo 2000 GTV
1 - X:00.000	6 - 1:18.502	
2 - 1:27.048	7 - 1:17.520	
3 - 1:19.883	8 - 1:16.790	
4 - 1:18.886	9 - 1:17.644	
5 - 1:18.696	10 - 1:16.291	
6	Johan DENEKAMP	TVR 3000M
1 - X:00.000	6 - 1:14.545	11 - 1:14.397
2 - 1:21.624	7 - 1:13.928	
3 - 1:15.334	8 - 1:15.402	
4 - 1:15.756	9 - 1:14.087	
5 - 1:14.288	10 - 1:14.811	
10	Nigel ASHLEY	Lotus Europa
1 - X:00.000	6 - 1:15.067	
2 - 1:22.406	7 - 1:15.810	
3 - 1:17.889	8 - 1:16.754	
4 - 1:16.560	9 - 1:15.940	
5 - 1:15.183	10 - 1:15.564	
12	Neil BROWN	Lotus Eclat
1 - X:00.000	6 - 1:18.958	
2 - 1:22.302	7 - 1:19.527	
3 - 1:18.861	8 - 1:15.850	
4 - 1:19.390	9 - 1:16.529	
5 - 1:20.317	10 - 1:16.184	
15	Duncan MCKAY	Ford Capri
1 - X:00.000	6 - 1:16.296	
2 - 1:22.974	7 - 1:17.054	
3 - 1:18.696	8 - 1:17.459	
4 - 1:16.991	9 - 1:16.498	
5 - 1:17.294	10 - 1:17.265	

Cars 61 & 92 require working transponders - Regulation Q.12.2.1 refers.
A 30 second penalty will be applied if not working in the race.

Silverstone
Circuit Length = 1.6390 miles.
Start: 11:47 End: 11:59

HSCC 70s Road Sports

RACE 9 - QUALIFYING LAP ANALYSIS - Silverstone - 17 October 2015

(contd.)

16	Richard GRUBE	Porsche 914-6
1 - X:00.000	6 - 1:18.354	
2 - 1:24.265	7 - 1:17.768	
3 - 1:19.046	8 - 1:15.883	
4 - 1:17.746	9 - 1:15.941	
5 - 1:17.144	10 - 1:16.694	
17	Steve MOORE	Alfa Romeo 2000 GTV
1 - X:00.000	6 - 1:16.287	
2 - 1:20.885	7 - 1:16.564	
3 - 1:17.345	8 - 1:16.035	
4 - 1:17.651	9 - 1:18.378	
5 - 1:17.808	10 - 1:16.622	
19	William LEVERETT	Porsche 911SC
1 - X:00.000	6 - 1:12.080	
2 - 1:12.109	7 - 1:13.283	
3 - 1:11.122	8 - 1:12.829	
4 - 1:11.382	9 - 1:11.027	
5 - 1:11.143	10 - 1:10.834	
22	William JENKINS	BMW 3.0 CSL
1 - X:00.000	6 - 1:10.118	11 - 1:10.061
2 - 1:14.966	7 - 1:10.307	
3 - 1:11.225	8 - 1:10.227	
4 - 1:11.264	9 - 1:09.751	
5 - 1:10.213	10 - 1:12.232	
24	Charles BARTER	Datsun 240Z
1 - X:00.000	6 - 1:09.735	11 - 1:09.345
2 - 1:14.738	7 - 1:10.873	
3 - 1:11.862	8 - 1:10.290	
4 - 1:10.022	9 - 1:10.067	
5 - 1:10.320	10 - 1:10.032	
26	Paul STAFFORD	Datsun 240Z
1 - X:00.000	6 - 1:16.035	
2 - 1:21.481	7 - 1:16.031	
3 - 1:15.311	8 - 1:14.439	
4 - 1:15.883	9 - 1:14.641	
5 - 1:15.678	10 - 1:15.359	

Cars 61 & 92 require working transponders - Regulation Q.12.2.1 refers.
A 30 second penalty will be applied if not working in the race.

Silverstone
Circuit Length = 1.6390 miles.
Start: 11:47 End: 11:59

HSCC 70s Road Sports

RACE 9 - QUALIFYING LAP ANALYSIS - Silverstone - 17 October 2015

(contd.)

27	Chris FISHER	MG Arkley
1 - X:00.000	6 - 1:15.871	11 - 1:17.162
2 - 1:19.446	7 - 1:17.259	
3 - 1:18.344	8 - 1:16.211	
4 - 1:17.155	9 - 1:16.921	
5 - 1:18.014	10 - 1:16.966	
29	Mark LAWTON	Porsche 924
1 - X:00.000	6 - 1:19.819	
2 - 1:22.686	7 - 1:18.483	
3 - 1:19.534	8 - 1:18.704	
4 - 1:19.568	9 - 1:21.067	
5 - 1:20.647	10 - 1:18.023	
32	Nic STRONG	Ford Capri
1 - X:00.000	6 - 1:12.253	11 - 1:10.968
2 - 1:15.804	7 - 1:10.283	
3 - 1:12.573	8 - 1:11.854	
4 - 1:11.968	9 - 1:10.822	
5 - 1:13.282	10 - 1:10.338	
33	Matt NICHOLS	TVR 3000m
1 - X:00.000	6 - 1:19.298	
2 - 1:22.328	7 - 1:41.792P	
3 - 1:18.331		
4 - 1:18.081		
5 - 1:16.014		
35	Robert GATE	Jaguar E-type
1 - X:00.000	6 - 1:11.288	11 - 1:10.734
2 - 1:20.008	7 - 1:12.187	
3 - 1:12.760	8 - 1:11.764	
4 - 1:11.944	9 - 1:11.610	
5 - 1:11.904	10 - 1:11.467	
49	Peter RICHARDS	Clan Crusader
1 - X:00.000	6 - 1:17.343	
2 - 1:22.503	7 - 1:17.636	
3 - 1:18.729	8 - 1:16.772	
4 - 1:17.614	9 - 1:15.904	
5 - 2:37.403		

Cars 61 & 92 require working transponders - Regulation Q.12.2.1 refers.
A 30 second penalty will be applied if not working in the race.

Silverstone
Circuit Length = 1.6390 miles.
Start: 11:47 End: 11:59

HSCC 70s Road Sports

RACE 9 - QUALIFYING LAP ANALYSIS - Silverstone - 17 October 2015

(contd.)

50	David KARASKAS	MG Midget
1 - X:00.000	6 - 1:16.853	
2 - 1:26.824	7 - 1:27.773P	
3 - 1:18.787		
4 - 1:18.758		
5 - 1:16.867		
57	Mark OLDFIELD	Lancia Monte Carlo
1 - X:00.000	6 - 1:15.329	
2 - 1:23.522	7 - 1:16.206	
3 - 1:16.741	8 - 1:15.257	
4 - 1:16.127	9 - 1:16.146	
5 - 1:15.143	10 - 1:16.112	
61	Bob BINFIELD	Gilbern 1800 GT
1 - X:00.000	6 - 1:17.948	
2 - 1:21.302	7 - 1:18.538	
3 - 1:18.561	8 - 1:17.589	
4 - 1:18.419	9 - 1:18.980	
5 - 1:18.375	10 - 1:20.401	
65	Stephen COOKE	Lotus 7 S4
1 - X:00.000	6 - 1:11.455	11 - 1:11.713
2 - 1:15.333	7 - 1:10.302	
3 - 1:13.307	8 - 1:10.200	
4 - 1:12.758	9 - 1:10.199	
5 - 1:14.188	10 - 1:12.395	
67	Tim HAYES	Alfa Romeo Alfasud Sprint
1 - X:00.000	6 - 1:15.299	
2 - 1:23.754	7 - 1:15.192	
3 - 1:18.688	8 - 1:15.543	
4 - 1:18.211	9 - 1:14.903	
5 - 1:16.369	10 - 1:14.845	
68	Jon WAGSTAFF	Alfa Romeo GTV
1 - X:00.000	6 - 1:15.071	11 - 1:15.784
2 - 1:23.229	7 - 1:15.710	
3 - 1:18.016	8 - 1:14.347	
4 - 1:15.686	9 - 1:14.377	
5 - 1:15.983	10 - 1:14.530	

Cars 61 & 92 require working transponders - Regulation Q.12.2.1 refers.
A 30 second penalty will be applied if not working in the race.

Silverstone
Circuit Length = 1.6390 miles.
Start: 11:47 End: 11:59

HSCC 70s Road Sports

RACE 9 - QUALIFYING LAP ANALYSIS - Silverstone - 17 October 2015

(contd.)

72	Jim DEAN	Lotus Europa
1 - X:00.000	6 - 1:09.311	11 - 1:09.105
2 - 1:14.322	7 - 1:10.509	
3 - 1:11.554	8 - 1:09.833	
4 - 1:10.867	9 - 1:10.069	
5 - 1:09.031	10 - 1:09.789	
77	Alan GREENHALGH	Vauxhall Firenza
1 - X:00.000	6 - 1:13.505	11 - 1:11.486
2 - 1:19.590	7 - 1:13.835	
3 - 1:14.624	8 - 1:12.628	
4 - 1:16.085	9 - 1:12.300	
5 - 1:14.994	10 - 1:12.027	
78	Mark DUDLEY	Alfa Romeo Alfetta GTV
1 - X:00.000	6 - 1:18.343	
2 - 1:26.808	7 - 1:18.492	
3 - 1:19.906	8 - 1:18.669	
4 - 1:19.384	9 - 1:18.935	
5 - 1:19.525	10 - 1:19.781	
80	David LANE	Jensen Healey
1 - X:00.000	6 - 1:17.296	
2 - 1:23.014	7 - 1:18.273	
3 - 1:18.426	8 - 1:17.053	
4 - 1:17.666	9 - 1:17.101	
5 - 1:16.493	10 - 1:17.254	
92	Brian JARVIS	Porsche 924
1 - X:00.000	6 - 1:13.380	
2 - 1:17.220	7 - 1:13.375	
3 - 1:15.636	8 - 1:13.489	
4 - 1:14.709	9 - 1:13.272	
5 - 1:14.921	10 - 1:14.079	
157	David HALL	Vauxhall Firenza Droopsnoot
1 - X:00.000	6 - 1:12.960	11 - 1:11.353
2 - 1:18.532	7 - 1:12.416	
3 - 1:14.538	8 - 1:11.578	
4 - 1:13.004	9 - 1:12.197	
5 - 1:13.017	10 - 1:11.707	

Cars 61 & 92 require working transponders - Regulation Q.12.2.1 refers.
A 30 second penalty will be applied if not working in the race.

Silverstone
Circuit Length = 1.6390 miles.
Start: 11:47 End: 11:59

HSCC 70s Road Sports

RACE 9 - QUALIFYING LAP ANALYSIS - Silverstone - 17 October 2015

(contd.)

180	Gary FLETCHER	Vauxhall Firenza
1 - X:00.000	6 - 1:13.874	11 - 1:15.222
2 - 1:18.296	7 - 1:15.270	
3 - 1:16.383	8 - 1:14.575	
4 - 1:16.940	9 - 1:13.728	
5 - 1:14.879	10 - 1:13.410	

Cars 61 & 92 require working transponders - Regulation Q.12.2.1 refers.
A 30 second penalty will be applied if not working in the race.

HSCC 70s Road Sports

RACE 9 - GRID - Silverstone - 17 October 2015

ROW 16	131	BENNETT	78	DUDLEY	
ROW 15		29	LAWTON	61	BINFIELD
ROW 14	50	KARASKAS	80	LANE	
ROW 13		2	BAYNAM	15	MCKAY
ROW 12	4	RORRISON	17	MOORE	
ROW 11		33	NICHOLS	49	RICHARDS
ROW 10	16	GRUBE	27	FISHER	
ROW 9		12	BROWN	57	OLDFIELD
ROW 8	10	ASHLEY	67	HAYES	
ROW 7		26	STAFFORD	68	WAGSTAFF
ROW 6	6	DENEKAMP	180	FLETCHER	
ROW 5		92	JARVIS	77	GREENHALGH
ROW 4	157	HALL	19	LEVERETT	
ROW 3		35	GATE	32	STRONG
ROW 2	65	COOKE	22	JENKINS	
ROW 1		24	BARTER	72	DEAN
					POLE

Car 131 allowed to start from back of grid.

Silverstone
Circuit Length = 1.6390 miles.
Start: 11:47 End: 11:59

These results are provisional until the conclusion of any judicial and technical matters.

Clerk of the Course:		Timekeeper:
----------------------	--	-------------

HSCC Historic Formula Ford with Avon Tyres Sponsored by SpeedSport Gallery

RACE 1 - CLASSIFICATION - Silverstone - 17 October 2015

POS	NO	CL	DRIVER	NAT	CAR	TIME	LAPS	GAP	MPH	BEST
1	68		Ross DRYBROUGH		Merlyn Mk20	2:17.342	2		83.74	1:06.802
2	77		Chris SHARPLES		Palliser WDF1	2:17.858	2	0.516	83.43	1:07.843
3	37		William NUTHALL		Jamun T2	2:17.993	2	0.651	83.35	1:07.915
4	8		Andrew MANSELL		Merlyn Mk11A	2:18.773	2	1.431	82.88	1:07.424
5	6		Stuart BAIRD		Merlyn Mk11A	2:19.464	2	2.122	82.47	1:06.926
6	14		Mike WRIGLEY		Merlyn Mk20A	2:19.725	2	2.383	82.31	1:07.068
7	70		Daniel STANZL		Elden Mk8	2:20.022	2	2.680	82.14	1:07.153
8	11		Roy SIERGIEJEW		Macon Mk8	2:20.876	2	3.534	81.64	1:08.425
9	66		Andrew WIGGINS		Titan Mk6	2:21.070	2	3.728	81.53	1:08.080
10	36		Rob SMITH		Merlyn Mk20	2:21.548	2	4.206	81.25	1:07.305
11	118		Nick PANCISI		Titan Mk5	2:22.325	2	4.983	80.81	1:08.683
12	54		Alex MEEK		Merlyn Mk20A	2:22.453	2	5.111	80.74	1:08.551
13	81		James LOVETT		Lola T200	2:22.670	2	5.328	80.62	1:08.621
14	46		Stuart DIX		Cooper Chinook	2:22.983	2	5.641	80.44	1:08.535
15	72		Alistair LITTLEWOOD		Merlyn Mk20A	2:23.277	2	5.935	80.27	1:09.228
16	90	N	Oliver SMITH		Macon MR7B	2:23.584	2	6.242	80.10	1:08.733
17	177		Peter HANNAM		Nike Mk6	2:23.877	2	6.535	79.94	1:08.845
18	44		Sam BINFIELD		Titan Mk6	2:24.103	2	6.761	79.81	1:07.753
19	27		Dick DIXON		Lotus 61	2:24.186	2	6.844	79.77	1:09.329
20	76		Gary MCVEIGH		Merlyn Mk11A	2:24.815	2	7.473	79.42	1:09.444
21	25		Philip WALKER		Crossle 16F	2:24.842	2	7.500	79.41	1:09.181
22	53		Chris HELLIWELL		Jamun T2	2:25.377	2	8.035	79.11	1:09.085
23	39		Michael RICHINGS		Alexis Mk15	2:25.881	2	8.539	78.84	1:10.020
24	49		Harvey SYKES		Crossle 20F	2:26.223	2	8.881	78.66	1:08.552
25	88		Rob HEDLEY		Merlyn Mk11/9	2:26.598	2	9.256	78.45	1:08.854
26	35		Kevin GOATER		Macon MR8	2:26.661	2	9.319	78.42	1:09.571
27	33		Julian PIERCE		Lola T200	2:27.747	2	10.405	77.84	1:09.745
28	34		Peter FINNIGAN		Merlyn Mk20A/11A	2:29.918	2	12.576	76.72	1:10.519
29	50		Matthew WRIGLEY		Merlyn Mk20A	2:32.016	2	14.674	75.66	1:10.439
30	59		Les BEARDS		Nike Mk6	2:44.094	2	26.752	70.09	1:14.296
31	18		Bill COWING		Ginetta G18B	2:52.591	2	35.249	66.64	1:12.357

FASTEST LAP

68		Ross DRYBROUGH	Merlyn Mk20	1:06.802	2	88.32mph	142.14kph
90	N	Oliver SMITH	Macon MR7B	1:08.733	2	85.84mph	138.15kph

Race stopped, result declared after 2 laps

Weather/Track: Cloud/Dry

These results are provisional until the conclusion of any judicial and technical matters.

Silverstone

Circuit Length = 1.6390 miles.

Start: 13:06 End: 13:10

Clerk of the Course:	Timekeeper:
----------------------	-------------

**HSCC Historic Formula Ford with Avon Tyres Sponsored by SpeedSport Gallery
RACE 1 - LAP ANALYSIS - Silverstone - 17 October 2015**

6	Stuart BAIRD	Merlyn Mk11A
1 - 1:12.538 2 - 1:06.926		
8	Andrew MANSELL	Merlyn Mk11A
1 - 1:11.349 2 - 1:07.424		
11	Roy SIERGIEJEV	Macon Mk8
1 - 1:12.451 2 - 1:08.425		
14	Mike WRIGLEY	Merlyn Mk20A
1 - 1:12.657 2 - 1:07.068		
18	Bill COWING	Ginetta G18B
1 - 1:40.234 2 - 1:12.357		
25	Philip WALKER	Crossle 16F
1 - 1:15.661 2 - 1:09.181		

Race stopped, result declared after 2 laps
Weather/Track: Cloud/Dry

HSCC Historic Formula Ford with Avon Tyres Sponsored by SpeedSport Gallery
RACE 1 - LAP ANALYSIS - Silverstone - 17 October 2015
 (contd.)

27	Dick DIXON	Lotus 61
1 - 1:14.857 2 - 1:09.329		
33	Julian PIERCE	Lola T200
1 - 1:18.002 2 - 1:09.745		
34	Peter FINNIGAN	Merlyn Mk20A/11A
1 - 1:19.399 2 - 1:10.519		
35	Kevin GOATER	Macon MR8
1 - 1:17.090 2 - 1:09.571		
36	Rob SMITH	Merlyn Mk20
1 - 1:14.243 2 - 1:07.305		
37	William NUTHALL	Jamun T2
1 - 1:10.078 2 - 1:07.915		

Race stopped, result declared after 2 laps
 Weather/Track: Cloud/Dry

HSCC Historic Formula Ford with Avon Tyres Sponsored by SpeedSport Gallery
RACE 1 - LAP ANALYSIS - Silverstone - 17 October 2015
 (contd.)

39	Michael RICHINGS	Alexis Mk15
1 - 1:15.861 2 - 1:10.020		
44	Sam BINFIELD	Titan Mk6
1 - 1:16.350 2 - 1:07.753		
46	Stuart DIX	Cooper Chinook
1 - 1:14.448 2 - 1:08.535		
49	Harvey SYKES	Crossle 20F
1 - 1:17.671 2 - 1:08.552		
50	Matthew WRIGLEY	Merlyn Mk20A
1 - 1:21.577 2 - 1:10.439		
53	Chris HELLIWELL	Jamun T2
1 - 1:16.292 2 - 1:09.085		

Race stopped, result declared after 2 laps
 Weather/Track: Cloud/Dry

HSCC Historic Formula Ford with Avon Tyres Sponsored by SpeedSport Gallery
RACE 1 - LAP ANALYSIS - Silverstone - 17 October 2015
 (contd.)

54	Alex MEEK	Merlyn Mk20A
1 - 1:13.902 2 - 1:08.551		
59	Les BEARDS	Nike Mk6
1 - 1:29.798 2 - 1:14.296		
66	Andrew WIGGINS	Titan Mk6
1 - 1:12.990 2 - 1:08.080		
68	Ross DRYBROUGH	Merlyn Mk20
1 - 1:10.540 2 - 1:06.802		
70	Daniel STANZL	Elden Mk8
1 - 1:12.869 2 - 1:07.153		
72	Alistair LITTLEWOOD	Merlyn Mk20A
1 - 1:14.049 2 - 1:09.228		

Race stopped, result declared after 2 laps
 Weather/Track: Cloud/Dry

HSCC Historic Formula Ford with Avon Tyres Sponsored by SpeedSport Gallery
RACE 1 - LAP ANALYSIS - Silverstone - 17 October 2015
 (contd.)

76	Gary MCVEIGH	Merlyn Mk11A
1 - 1:15.371 2 - 1:09.444		
77	Chris SHARPLES	Palliser WDF1
1 - 1:10.015 2 - 1:07.843		
81	James LOVETT	Lola T200
1 - 1:14.049 2 - 1:08.621		
88	Rob HEDLEY	Merlyn Mk11/9
1 - 1:17.744 2 - 1:08.854		
90	Oliver SMITH	Macon MR7B
1 - 1:14.851 2 - 1:08.733		
118	Nick PANCISI	Titan Mk5
1 - 1:13.642 2 - 1:08.683		

Race stopped, result declared after 2 laps
 Weather/Track: Cloud/Dry

HSCC Historic Formula Ford with Avon Tyres Sponsored by SpeedSport Gallery
RACE 1 - LAP ANALYSIS - Silverstone - 17 October 2015
(contd.)

177	Peter HANNAM	Nike Mk6
1 -	1:15.032	
2 -	1:08.845	

Race stopped, result declared after 2 laps
Weather/Track: Cloud/Dry

**HSCC Historic Formula Ford with Avon Tyres Sponsored by SpeedSport Gallery
RACE 1 - LAP CHART - Silverstone - 17 October 2015**

Lap 1			Lap 2			Lap 3			Lap 4			Lap 5		
No	Behind	Laptime	No	Behind	Laptime	No	Behind	Laptime	No	Behind	Laptime	No	Behind	Laptime
77		1:10.015	68		1:06.802									
37	0.063	1:10.078	77	0.516	1:07.843									
68	0.525	1:10.540	37	0.651	1:07.915									
8	1.334	1:11.349	8	1.431	1:07.424									
11	2.436	1:12.451	6	2.122	1:06.926									
6	2.523	1:12.538	14	2.383	1:07.068									
14	2.642	1:12.657	70	2.680	1:07.153									
70	2.854	1:12.869	11	3.534	1:08.425									
66	2.975	1:12.990	66	3.728	1:08.080									
118	3.627	1:13.642	36	4.206	1:07.305									
54	3.887	1:13.902	118	4.983	1:08.683									
81	4.034	1:14.049	54	5.111	1:08.551									
72	4.034	1:14.049	81	5.328	1:08.621									
36	4.228	1:14.243	46	5.641	1:08.535									
46	4.433	1:14.448	72	5.935	1:09.228									
90	4.836	1:14.851	90	6.242	1:08.733									
27	4.842	1:14.857	177	6.535	1:08.845									
177	5.017	1:15.032	44	6.761	1:07.753									
76	5.356	1:15.371	27	6.844	1:09.329									
25	5.646	1:15.661	76	7.473	1:09.444									
39	5.846	1:15.861	25	7.500	1:09.181									
53	6.277	1:16.292	53	8.035	1:09.085									
44	6.335	1:16.350	39	8.539	1:10.020									
35	7.075	1:17.090	49	8.881	1:08.552									
49	7.656	1:17.671	88	9.256	1:08.854									
88	7.729	1:17.744	35	9.319	1:09.571									
33	7.987	1:18.002	33	10.405	1:09.745									
34	9.384	1:19.399	34	12.576	1:10.519									
50	11.562	1:21.577	50	14.674	1:10.439									
59	19.783	1:29.798	59	26.752	1:14.296									
18	30.219	1:40.234	18	35.249	1:12.357									

Race stopped, result declared after 2 laps
Weather/Track: Cloud/Dry

www.mstworld.com

Silverstone
Circuit Length = 1.6390 miles.
Start: 13:06 End: 13:10

Printed - 13:16 Saturday, 17 October 2015

HSCC Historic Formula Ford with Avon Tyres Sponsored by SpeedSport Gallery

RACE 5 - GRID - Silverstone - 17 October 2015

ROW 18	59	BEARDS	177	HANNAM	
ROW 17		39	RICHINGS	34	FINNIGAN
ROW 16	50	WRIGLEY	76	MCVEIGH	
ROW 15		49	SYKES	35	GOATER
ROW 14	33	PIERCE	88	HEDLEY	
ROW 13		53	HELLIWELL	72	LITTLEWOOD
ROW 12	118	PANCISI	44	BINFIELD	
ROW 11		46	DIX	54	MEEK
ROW 10	36	SMITH	14	WRIGLEY	
ROW 9		70	STANZL	8	MANSELL
ROW 8	6	BAIRD	68	DRYBROUGH	
ROW 7		37	NUTHALL	77	SHARPLES
ROW 6	31	WAINWRIGHT	60	BUCKTON	
ROW 5		57	WILD	4	BARTELL
ROW 4	71	BAINES	93	MITCHELL	
ROW 3		89	FOWLER	43	GRANT
ROW 2	79	DRAGHICESCU	80	TUSTING	
ROW 1		16	TOYNE	21	MITCHELL
					POLE

Reserve - Car 18

Silverstone
Circuit Length = 1.6390 miles.

These results are provisional until the conclusion of any judicial and technical matters.

Clerk of the Course:

Timekeeper:

ONI PLC HSCC Historic Road Sports Supported by Hawk Cars
RACE 2 - CLASSIFICATION - Silverstone - 17 October 2015

POS	NO	CL	DRIVER	NAT	CAR	TIME	LAPS	GAP	MPH	BEST
1	5	C	Peter SHAW		Lotus Elan S1	20:23.434	17		81.74	1:07.813
2	98	A	Kevin KIVLOCHAN		Morgan Plus 8	20:26.682	17	3.248	81.52	1:08.177
3	30	A	Robin PEARCE		Morgan Plus 8	20:30.461	17	7.027	81.27	1:08.443
4	9	C	Roger WAITE		Lotus Elan S1	20:32.168	17	8.734	81.16	1:08.494
5	36	C	Frazer GIBNEY		Lotus Elan S1	20:48.006	17	24.572	80.13	1:09.821
6	57	A	Roddie FEILDEN		Morgan Plus 8	20:53.965	17	30.531	79.75	1:09.835
7	3	A	Martin EDRIDGE		Ford Mustang	21:28.272	17	1:04.838	77.63	1:11.595
8	53	C	Adrian GILBERT		Lotus Elan S3	21:34.624	17	1:11.190	77.24	1:12.461
9	55	A	Nick SAVAGE		Chevrolet Camaro	20:23.694	16	1 LAP	76.90	1:12.272
10	12	C	Johan DENEKAMP		Marcos 1800 GT	20:59.805	16	1 LAP	74.70	1:13.306
11	1	D	John SHAW		Porsche 911	21:00.207	16	1 LAP	74.67	1:13.799
12	37	C	Mervyn SELWYN		Lotus Elan S3	21:00.466	16	1 LAP	74.66	1:14.449
13	17	A	Adam SIMMONDS		Ford Mustang	21:03.019	16	1 LAP	74.51	1:14.211
14	71	E	Dick COFFEY		Turner Mk1	21:10.795	16	1 LAP	74.05	1:14.956
15	31	E	Ian BURFORD		MG Lenham Le Mans	21:12.634	16	1 LAP	73.94	1:15.454
16	42	E	Larry TUCKER		MG Midget	21:27.915	16	1 LAP	73.07	1:15.818
17	60	D	Dickon PARNELL		Triumph GT6 Mk2	20:25.497	15	2 LAPS	71.97	1:17.276
18	77	D	Jeremy MORTIMER		MG B	20:51.269	15	2 LAPS	70.49	1:18.523
19	64	D	Roger SPARROW		Porsche 911	21:17.438	15	2 LAPS	69.05	1:18.404
20	35	C	Richard DISBROW		Turner Mk2	21:22.005	15	2 LAPS	68.80	1:21.618

NOT CLASSIFIED

63	B		Colin SHARP		Triumph TR5	13:07.449	9	D.N.F.	67.05	1:21.540
----	---	--	-------------	--	-------------	-----------	---	--------	-------	----------

FASTEST LAP

5	C		Peter SHAW		Lotus Elan S1	1:07.813	16	87.01mph	140.02kph
98	A		Kevin KIVLOCHAN		Morgan Plus 8	1:08.177	10	86.54mph	139.28kph
1	D		John SHAW		Porsche 911	1:13.799	16	79.95mph	128.67kph
71	E		Dick COFFEY		Turner Mk1	1:14.956	13	78.71mph	126.68kph
63	B		Colin SHARP		Triumph TR5	1:21.540	5	72.36mph	116.45kph

Car 64 - 30 second penalty, no working transponder - Regulation Q12.2.1 refers.
 Weather/Track: Cloud/Dry
 These results are provisional until the conclusion of any judicial and technical matters.

Silverstone
 Circuit Length = 1.6390 miles.
 Start: 13:29 End: 13:49

Clerk of the Course:	Timekeeper:
----------------------	-------------

ONI PLC HSCC Historic Road Sports Supported by Hawk Cars
RACE 2 - LAP ANALYSIS - Silverstone - 17 October 2015

1	John SHAW	Porsche 911					
1 -	1:34.650	6 -	1:14.042	11 -	1:17.961	16 -	1:13.799
2 -	1:31.382	7 -	1:15.943	12 -	1:15.025		
3 -	1:37.463	8 -	1:14.450	13 -	1:15.361		
4 -	1:15.722	9 -	1:14.663	14 -	1:15.301		
5 -	1:15.397	10 -	1:14.724	15 -	1:14.324		
3	Martin EDRIDGE	Ford Mustang					
1 -	1:20.172	6 -	1:14.076	11 -	1:11.793	16 -	1:12.645
2 -	1:23.014	7 -	1:13.114	12 -	1:12.607	17 -	1:11.823
3 -	1:47.065	8 -	1:12.404	13 -	1:12.336		
4 -	1:13.731	9 -	1:12.443	14 -	1:11.595		
5 -	1:14.707	10 -	1:12.503	15 -	1:12.244		
5	Peter SHAW	Lotus Elan S1					
1 -	1:13.481	6 -	1:08.406	11 -	1:09.400	16 -	1:07.813
2 -	1:21.265	7 -	1:08.841	12 -	1:08.594	17 -	1:09.209
3 -	1:46.179	8 -	1:09.821	13 -	1:08.629		
4 -	1:09.356	9 -	1:08.325	14 -	1:08.419		
5 -	1:08.913	10 -	1:08.076	15 -	1:08.707		
9	Roger WAITE	Lotus Elan S1					
1 -	1:14.323	6 -	1:09.504	11 -	1:08.494	16 -	1:08.796
2 -	1:21.714	7 -	1:08.998	12 -	1:09.505	17 -	1:08.902
3 -	1:45.784	8 -	1:09.697	13 -	1:09.658		
4 -	1:09.617	9 -	1:09.752	14 -	1:09.149		
5 -	1:10.075	10 -	1:09.520	15 -	1:08.680		
12	Johan DENEKAMP	Marcos 1800 GT					
1 -	1:38.587	6 -	1:14.991	11 -	1:14.071	16 -	1:14.208
2 -	1:30.568	7 -	1:13.491	12 -	1:13.306		
3 -	1:38.676	8 -	1:13.480	13 -	1:14.501		
4 -	1:17.956	9 -	1:14.114	14 -	1:16.470		
5 -	1:15.065	10 -	1:14.513	15 -	1:15.808		
17	Adam SIMMONDS	Ford Mustang					
1 -	1:29.036	6 -	1:17.171	11 -	1:16.967	16 -	1:14.211
2 -	1:25.741	7 -	1:16.449	12 -	1:14.877		
3 -	1:42.493	8 -	1:16.176	13 -	1:15.764		
4 -	1:17.335	9 -	1:15.889	14 -	1:14.920		
5 -	1:15.951	10 -	1:14.878	15 -	1:15.161		

Car 64 - 30 second penalty, no working transponder - Regulation Q12.2.1 refers.
 Weather/Track: Cloud/Dry

Silverstone
 Circuit Length = 1.6390 miles.
 Start: 13:29 End: 13:49

ONI PLC HSCC Historic Road Sports Supported by Hawk Cars

RACE 2 - LAP ANALYSIS - Silverstone - 17 October 2015

(contd.)

30	Robin PEARCE	Morgan Plus 8					
1 -	1:14.787	6 -	1:08.443	11 -	1:08.666	16 -	1:09.158
2 -	1:21.880	7 -	1:09.411	12 -	1:09.458	17 -	1:09.233
3 -	1:45.369	8 -	1:10.156	13 -	1:09.160		
4 -	1:09.598	9 -	1:09.024	14 -	1:09.055		
5 -	1:09.244	10 -	1:08.804	15 -	1:09.015		
31	Ian BURFORD	MG Lenham Le Mans					
1 -	1:28.689	6 -	1:17.504	11 -	1:16.068	16 -	1:15.903
2 -	1:24.973	7 -	1:17.154	12 -	1:15.770		
3 -	1:42.288	8 -	1:16.492	13 -	1:15.454		
4 -	1:18.065	9 -	1:16.222	14 -	1:15.881		
5 -	1:18.671	10 -	1:16.809	15 -	1:16.691		
35	Richard DISBROW	Turner Mk2					
1 -	1:31.685	6 -	1:24.151	11 -	1:22.082		
2 -	1:31.254	7 -	1:21.618	12 -	1:24.813		
3 -	1:40.562	8 -	1:22.358	13 -	1:24.010		
4 -	1:22.184	9 -	1:22.386	14 -	1:25.492		
5 -	1:22.879	10 -	1:21.828	15 -	1:24.703		
36	Frazer GIBNEY	Lotus Elan S1					
1 -	1:16.030	6 -	1:10.164	11 -	1:09.821	16 -	1:10.164
2 -	1:20.793	7 -	1:10.365	12 -	1:10.101	17 -	1:10.574
3 -	1:46.582	8 -	1:10.233	13 -	1:10.468		
4 -	1:10.393	9 -	1:10.620	14 -	1:09.969		
5 -	1:10.414	10 -	1:10.176	15 -	1:11.139		
37	Mervyn SELWYN	Lotus Elan S3					
1 -	1:25.933	6 -	1:16.403	11 -	1:16.268	16 -	1:14.449
2 -	1:25.430	7 -	1:16.082	12 -	1:16.685		
3 -	1:42.824	8 -	1:16.609	13 -	1:15.441		
4 -	1:16.245	9 -	1:15.774	14 -	1:15.548		
5 -	1:16.135	10 -	1:15.212	15 -	1:15.428		
42	Larry TUCKER	MG Midget					
1 -	1:37.303	6 -	1:16.818	11 -	1:15.818	16 -	1:16.251
2 -	1:31.086	7 -	1:17.570	12 -	1:16.190		
3 -	1:38.641	8 -	1:18.103	13 -	1:16.849		
4 -	1:19.044	9 -	1:17.441	14 -	1:16.269		
5 -	1:17.672	10 -	1:16.597	15 -	1:16.263		

Car 64 - 30 second penalty, no working transponder - Regulation Q12.2.1 refers.
Weather/Track: Cloud/Dry

Silverstone
Circuit Length = 1.6390 miles.
Start: 13:29 End: 13:49

ONI PLC HSCC Historic Road Sports Supported by Hawk Cars
RACE 2 - LAP ANALYSIS - Silverstone - 17 October 2015
 (contd.)

53	Adrian GILBERT	Lotus Elan S3					
1 -	1:19.431	6 -	1:13.844	11 -	1:14.233	16 -	1:12.955
2 -	1:23.067	7 -	1:13.324	12 -	1:13.532	17 -	1:13.151
3 -	1:46.127	8 -	1:13.104	13 -	1:12.751		
4 -	1:14.618	9 -	1:13.015	14 -	1:12.461		
5 -	1:13.674	10 -	1:12.693	15 -	1:12.644		
55	Nick SAVAGE	Chevrolet Camaro					
1 -	1:20.946	6 -	1:14.032	11 -	1:13.035	16 -	1:13.037
2 -	1:22.921	7 -	1:13.182	12 -	1:13.430		
3 -	1:46.665	8 -	1:13.702	13 -	1:13.566		
4 -	1:14.557	9 -	1:13.202	14 -	1:12.272		
5 -	1:13.318	10 -	1:12.778	15 -	1:13.051		
57	Roddie FEILDEN	Morgan Plus 8					
1 -	1:16.298	6 -	1:10.886	11 -	1:11.058	16 -	1:11.141
2 -	1:21.692	7 -	1:11.260	12 -	1:10.683	17 -	1:11.232
3 -	1:46.009	8 -	1:10.468	13 -	1:11.304		
4 -	1:10.320	9 -	1:10.501	14 -	1:09.835		
5 -	1:10.417	10 -	1:10.530	15 -	1:10.331		
60	Dickon PARNELL	Triumph GT6 Mk2					
1 -	1:30.476	6 -	1:19.997	11 -	1:17.544		
2 -	1:31.717	7 -	1:19.597	12 -	1:18.218		
3 -	1:39.276	8 -	1:19.217	13 -	1:17.276		
4 -	1:20.209	9 -	1:18.870	14 -	1:17.495		
5 -	1:18.742	10 -	1:17.988	15 -	1:18.875		
63	Colin SHARP	Triumph TR5					
1 -	1:30.004	6 -	1:23.360				
2 -	1:25.699	7 -	1:22.034				
3 -	1:44.046	8 -	1:25.570				
4 -	1:21.676	9 -	1:33.520P				
5 -	1:21.540						
64	Roger SPARROW	Porsche 911					
1 -	1:33.915	6 -	1:21.738	11 -	1:19.888		
2 -	1:33.852	7 -	1:20.138	12 -	1:20.499		
3 -	1:38.651	8 -	1:20.235	13 -	1:18.794		
4 -	1:21.112	9 -	1:19.305	14 -	1:19.342		
5 -	1:21.865	10 -	1:19.700	15 -	1:18.404		

Car 64 - 30 second penalty, no working transponder - Regulation Q12.2.1 refers.
 Weather/Track: Cloud/Dry

Silverstone
 Circuit Length = 1.6390 miles.
 Start: 13:29 End: 13:49

ONI PLC HSCC Historic Road Sports Supported by Hawk Cars
RACE 2 - LAP ANALYSIS - Silverstone - 17 October 2015
 (contd.)

71	Dick COFFEY	Turner Mk1					
1 -	1:27.718	6 -	1:18.878	11 -	1:16.760	16 -	1:16.118
2 -	1:25.145	7 -	1:17.283	12 -	1:16.955		
3 -	1:42.016	8 -	1:16.643	13 -	1:14.956		
4 -	1:17.755	9 -	1:16.183	14 -	1:14.983		
5 -	1:16.618	10 -	1:16.427	15 -	1:16.357		
77	Jeremy MORTIMER	MG B					
1 -	1:33.435	6 -	1:22.868	11 -	1:21.323		
2 -	1:33.572	7 -	1:20.521	12 -	1:18.523		
3 -	1:38.575	8 -	1:21.365	13 -	1:19.381		
4 -	1:21.621	9 -	1:19.530	14 -	1:18.698		
5 -	1:21.975	10 -	1:19.150	15 -	1:20.732		
98	Kevin KIVLOCHAN	Morgan Plus 8					
1 -	1:13.929	6 -	1:08.879	11 -	1:08.215	16 -	1:08.737
2 -	1:21.390	7 -	1:09.132	12 -	1:08.817	17 -	1:11.833
3 -	1:46.155	8 -	1:09.570	13 -	1:08.668		
4 -	1:09.218	9 -	1:08.264	14 -	1:08.256		
5 -	1:08.690	10 -	1:08.177	15 -	1:08.752		

Car 64 - 30 second penalty, no working transponder - Regulation Q12.2.1 refers.
 Weather/Track: Cloud/Dry

ONI PLC HSCC Historic Road Sports Supported by Hawk Cars
RACE 2 - LAP CHART - Silverstone - 17 October 2015

Lap 1			Lap 2			Lap 3			Lap 4			Lap 5		
No	Behind	Laptime	No	Behind	Laptime	No	Behind	Laptime	No	Behind	Laptime	No	Behind	Laptime
5		1:13.481	5		1:21.265	5		1:46.179	5		1:09.356	5		1:08.913
98	0.448	1:13.929	98	0.573	1:21.390	98	0.549	1:46.155	98	0.411	1:09.218	98	0.188	1:08.690
9	0.842	1:14.323	9	1.291	1:21.714	9	0.896	1:45.784	9	1.157	1:09.617	30	1.684	1:09.244
30	1.306	1:14.787	30	1.921	1:21.880	30	1.111	1:45.369	30	1.353	1:09.598	9	2.319	1:10.075
36	2.549	1:16.030	36	2.077	1:20.793	36	2.480	1:46.582	36	3.517	1:10.393	36	5.018	1:10.414
57	2.817	1:16.298	57	3.244	1:21.692	57	3.074	1:46.009	57	4.038	1:10.320	57	5.542	1:10.417
53	5.950	1:19.431	53	7.752	1:23.067	53	7.700	1:46.127	53	12.962	1:14.618	53	17.723	1:13.674
3	6.691	1:20.172	3	8.440	1:23.014	3	9.326	1:47.065	3	13.701	1:13.731	55	19.213	1:13.318
55	7.465	1:20.946	55	9.121	1:22.921	55	9.607	1:46.665	55	14.808	1:14.557	3	19.495	1:14.707
37	12.452	1:25.933	37	16.617	1:25.430	37	13.262	1:42.824	37	20.151	1:16.245	37	27.373	1:16.135
71	14.237	1:27.718	71	18.117	1:25.145	71	13.954	1:42.016	71	22.353	1:17.755	71	30.058	1:16.618
31	15.208	1:28.689	31	18.916	1:24.973	31	15.025	1:42.288	31	23.734	1:18.065	17	31.362	1:15.951
17	15.555	1:29.036	17	20.031	1:25.741	17	16.345	1:42.493	17	24.324	1:17.335	31	33.492	1:18.671
63	16.523	1:30.004	63	20.957	1:25.699	63	18.824	1:44.046	1	28.936	1:15.722	1	35.420	1:15.397
60	16.995	1:30.476	60	27.447	1:31.717	60	20.544	1:39.276	63	31.144	1:21.676	60	41.226	1:18.742
35	18.204	1:31.685	35	28.193	1:31.254	1	22.570	1:37.463	60	31.397	1:20.209	12	41.658	1:15.065
77	19.954	1:33.435	1	31.286	1:31.382	35	22.576	1:40.562	35	35.404	1:22.184	63	43.771	1:21.540
64	20.434	1:33.915	77	32.261	1:33.572	77	24.657	1:38.575	12	35.506	1:17.956	42	44.552	1:17.672
1	21.169	1:34.650	64	33.021	1:33.852	64	25.493	1:38.651	42	35.793	1:19.044	35	49.370	1:22.879
42	23.822	1:37.303	42	33.643	1:31.086	42	26.105	1:38.641	77	36.922	1:21.621	77	49.984	1:21.975
12	25.106	1:38.587	12	34.409	1:30.568	12	26.906	1:38.676	64	37.249	1:21.112	64	50.201	1:21.865

Car 64 - 30 second penalty, no working transponder - Regulation Q12.2.1 refers.
Weather/Track: Cloud/Dry

Silverstone
Circuit Length = 1.6390 miles.
Start: 13:29 End: 13:49

ONI PLC HSCC Historic Road Sports Supported by Hawk Cars
RACE 2 - LAP CHART - Silverstone - 17 October 2015
 (contd.)

Lap 6			Lap 7			Lap 8			Lap 9			Lap 10		
No	Behind	Laptime	No	Behind	Laptime	No	Behind	Laptime	No	Behind	Laptime	No	Behind	Laptime
5		1:08.406	5		1:08.841	5		1:09.821	5		1:08.325	5		1:08.076
98	0.661	1:08.879	98	0.952	1:09.132	98	0.701	1:09.570	98	0.640	1:08.264	98	0.741	1:08.177
30	1.721	1:08.443	30	2.291	1:09.411	63	1 LAP	1:22.034	42	1 LAP	1:18.103	30	4.053	1:08.804
9	3.417	1:09.504	9	3.574	1:08.998	30	2.626	1:10.156	30	3.325	1:09.024	9	6.321	1:09.520
36	6.776	1:10.164	36	8.300	1:10.365	9	3.450	1:09.697	60	1 LAP	1:19.217	42	1 LAP	1:17.441
57	8.022	1:10.886	57	10.441	1:11.260	64	1 LAP	1:20.138	9	4.877	1:09.752	36	13.107	1:10.176
53	23.161	1:13.844	53	27.644	1:13.324	77	1 LAP	1:20.521	36	11.007	1:10.620	60	1 LAP	1:18.870
55	24.839	1:14.032	55	29.180	1:13.182	35	1 LAP	1:21.618	57	13.264	1:10.501	57	15.718	1:10.530
3	25.165	1:14.076	3	29.438	1:13.114	36	8.712	1:10.233	64	1 LAP	1:20.235	64	1 LAP	1:19.305
37	35.370	1:16.403	37	42.611	1:16.082	57	11.088	1:10.468	77	1 LAP	1:21.365	77	1 LAP	1:19.530
17	40.127	1:17.171	17	47.735	1:16.449	53	30.927	1:13.104	63	1 LAP	1:25.570	35	1 LAP	1:22.386
71	40.530	1:18.878	1	48.158	1:15.943	3	32.021	1:12.404	35	1 LAP	1:22.358	53	40.234	1:12.693
1	41.056	1:14.042	71	48.972	1:17.283	55	33.061	1:13.702	53	35.617	1:13.015	3	40.566	1:12.503
31	42.590	1:17.504	31	50.903	1:17.154	37	49.399	1:16.609	3	36.139	1:12.443	55	42.640	1:12.778
12	48.243	1:14.991	12	52.893	1:13.491	1	52.787	1:14.450	55	37.938	1:13.202	63	1 LAP	1:33.520P
60	52.817	1:19.997	42	1:01.693	1:17.570	17	54.090	1:16.176	37	56.848	1:15.774	37	1:03.984	1:15.212
42	52.964	1:16.818	60	1:03.573	1:19.597	71	55.794	1:16.643	1	59.125	1:14.663	1	1:05.773	1:14.724
63	58.725	1:23.360				12	56.552	1:13.480	17	1:01.654	1:15.889	17	1:08.456	1:14.878
64	1:03.533	1:21.738				31	57.574	1:16.492	12	1:02.341	1:14.114			
77	1:04.446	1:22.868							71	1:03.652	1:16.183			
35	1:05.115	1:24.151							31	1:05.471	1:16.222			

Car 64 - 30 second penalty, no working transponder - Regulation Q12.2.1 refers.
 Weather/Track: Cloud/Dry

Silverstone
 Circuit Length = 1.6390 miles.
 Start: 13:29 End: 13:49

ONI PLC HSCC Historic Road Sports Supported by Hawk Cars
RACE 2 - LAP CHART - Silverstone - 17 October 2015
 (contd.)

Lap 11			Lap 12			Lap 13			Lap 14			Lap 15		
No	Behind	Laptime	No	Behind	Laptime	No	Behind	Laptime	No	Behind	Laptime	No	Behind	Laptime
98		1:08.215	98		1:08.817	98		1:08.668	98		1:08.256	98		1:08.752
12	1 LAP	1:14.513	5	0.221	1:08.594	5	0.182	1:08.629	5	0.345	1:08.419	5	0.300	1:08.707
5	0.444	1:09.400	37	1 LAP	1:16.268	30	4.896	1:09.160	30	5.695	1:09.055	64	2 LAPS	1:18.794
71	1 LAP	1:16.427	30	4.404	1:09.458	9	7.537	1:09.658	9	8.430	1:09.149	77	2 LAPS	1:19.381
30	3.763	1:08.666	12	1 LAP	1:14.071	12	1 LAP	1:13.306	35	2 LAPS	1:24.813	30	5.958	1:09.015
31	1 LAP	1:16.809	1	1 LAP	1:17.961	37	1 LAP	1:16.685	12	1 LAP	1:14.501	9	8.358	1:08.680
9	5.859	1:08.494	9	6.547	1:09.505	1	1 LAP	1:15.025	37	1 LAP	1:15.441	36	21.156	1:11.139
36	13.972	1:09.821	17	1 LAP	1:16.967	17	1 LAP	1:14.877	36	18.769	1:09.969	12	1 LAP	1:16.470
57	17.820	1:11.058	71	1 LAP	1:16.760	36	17.056	1:10.468	1	1 LAP	1:15.361	37	1 LAP	1:15.548
42	1 LAP	1:16.597	31	1 LAP	1:16.068	71	1 LAP	1:16.955	17	1 LAP	1:15.764	57	25.480	1:10.331
60	1 LAP	1:17.988	36	15.256	1:10.101	31	1 LAP	1:15.770	57	23.901	1:09.835	35	2 LAPS	1:24.010
64	1 LAP	1:19.700	57	19.686	1:10.683	57	22.322	1:11.304	71	1 LAP	1:14.956	1	1 LAP	1:15.301
77	1 LAP	1:19.150	42	1 LAP	1:15.818	42	1 LAP	1:16.190	31	1 LAP	1:15.454	17	1 LAP	1:14.920
3	43.403	1:11.793	60	1 LAP	1:17.544	60	1 LAP	1:18.218	42	1 LAP	1:16.849	71	1 LAP	1:14.983
53	45.511	1:14.233	3	47.193	1:12.607	3	50.861	1:12.336	60	1 LAP	1:17.276	31	1 LAP	1:15.881
55	46.719	1:13.035	64	1 LAP	1:19.888	53	54.309	1:12.751	3	54.200	1:11.595	42	1 LAP	1:16.269
35	1 LAP	1:21.828	53	50.226	1:13.532	55	56.230	1:13.566	53	58.514	1:12.461	3	57.692	1:12.244
			55	51.332	1:13.430	64	1 LAP	1:20.499	55	1:00.246	1:12.272	60	1 LAP	1:17.495
			77	1 LAP	1:21.323	77	1 LAP	1:18.523				53	1:02.406	1:12.644
			35	1 LAP	1:22.082							55	1:04.545	1:13.051

Car 64 - 30 second penalty, no working transponder - Regulation Q12.2.1 refers.
 Weather/Track: Cloud/Dry

Silverstone
 Circuit Length = 1.6390 miles.
 Start: 13:29 End: 13:49

ONI PLC HSCC Historic Road Sports Supported by Hawk Cars
RACE 2 - LAP CHART - Silverstone - 17 October 2015
 (contd.)

Lap 16			Lap 17			Lap 18			Lap 19			Lap 20		
No	Behind	Laptime	No	Behind	Laptime	No	Behind	Laptime	No	Behind	Laptime	No	Behind	Laptime
5		1:07.813	5		1:09.209									
98	0.624	1:08.737	55	1 LAP	1:13.037									
30	7.003	1:09.158	60	2 LAPS	1:18.875									
9	9.041	1:08.796	98	3.248	1:11.833									
64	2 LAPS	1:19.342	30	7.027	1:09.233									
77	2 LAPS	1:18.698	9	8.734	1:08.902									
36	23.207	1:10.164	64	2 LAPS	1:18.404									
57	28.508	1:11.141	36	24.572	1:10.574									
12	1 LAP	1:15.808	77	2 LAPS	1:20.732									
37	1 LAP	1:15.428	57	30.531	1:11.232									
1	1 LAP	1:14.324	12	1 LAP	1:14.208									
17	1 LAP	1:15.161	1	1 LAP	1:13.799									
71	1 LAP	1:16.357	37	1 LAP	1:14.449									
31	1 LAP	1:16.691	17	1 LAP	1:14.211									
35	2 LAPS	1:25.492	71	1 LAP	1:16.118									
42	1 LAP	1:16.263	31	1 LAP	1:15.903									
3	1:02.224	1:12.645	35	2 LAPS	1:24.703									
53	1:07.248	1:12.955	42	1 LAP	1:16.251									
			3	1:04.838	1:11.823									
			53	1:11.190	1:13.151									

Car 64 - 30 second penalty, no working transponder - Regulation Q12.2.1 refers.
 Weather/Track: Cloud/Dry

Silverstone
 Circuit Length = 1.6390 miles.
 Start: 13:29 End: 13:49

HSCC/FJHRA Silverline Historic Formula Junior

RACE 3 - CLASSIFICATION - Silverstone - 17 October 2015

POS	NO	CL	DRIVER	NAT	CAR	TIME	LAPS	GAP	MPH	BEST
1	53	E1	Sam WILSON		Lotus 20/22	20:56.402	19		88.99	1:04.914
2	79	E1	Andrew HIBBERD		Lotus 22	21:01.160	19	4.758	88.65	1:05.021
3	166	E1	Cameron JACKSON		Brabham BT2	21:01.681	19	5.279	88.61	1:05.739
4	87	D2	Andrew WILKINSON		Lynx T3	21:38.177	19	41.775	86.12	1:07.185
5	11	B2	Will MITCHAM		Mallock U2	21:38.177	19	41.775	86.12	1:07.315
6	93	E1	Michael HIBBERD		Brabham BT2	21:38.521	19	42.119	86.10	1:06.413
7	82	E1	Andrew GARSIDE		Lotus 20	20:57.531	18	1 LAP	84.21	1:07.525
8	66	D2	Alex MORTON		Ausper T3	21:13.253	18	1 LAP	83.17	1:09.300
9	44	C2	Andrew ROBERTSON		Crossle 4F	21:13.498	18	1 LAP	83.16	1:09.584
10	37	C2	Andrew TAYLOR		Cooper T56	21:18.303	18	1 LAP	82.85	1:09.690
11	25	B2	Andrew TART		Bond FJ	21:18.959	18	1 LAP	82.80	1:10.000
12	14	C2	Crispian BESLEY		Cooper T56	21:19.128	18	1 LAP	82.79	1:10.025
13	98	E1	Chris MERRICK		Cooper T59	21:36.869	18	1 LAP	81.66	1:10.453
14	3	B2	Justin FLEMING		Lola Mk2	21:42.399	18	1 LAP	81.31	1:10.831
15	23	B2	John ARNOLD		Elva 100	20:58.479	17	2 LAPS	79.46	1:12.773
16	38	C2	Gil DUFFY		Kieft FJ	21:17.152	17	2 LAPS	78.30	1:10.913
17	15	B2	Ian PHILLIPS		BMC Mk1	21:17.964	17	2 LAPS	78.25	1:13.459
18	33	E1	Andrea GUARINO		Lotus 22	21:18.811	17	2 LAPS	78.20	1:11.860
19	172	E2	Tom DE GRES		Cooper T59	21:49.178	17	2 LAPS	76.39	1:14.517
20	29	B2	William GRIMSHAW		Moorland Mk1	21:54.809	17	2 LAPS	76.06	1:15.134
21	26	B2	Roger DEXTER		Elva 100	22:11.880	17	2 LAPS	75.08	1:16.442
22	30	C2	Roger SKIPP		Emeryson FJ	21:02.615	16	3 LAPS	74.53	1:15.298
23	19	A	Jan BIEKENS		Stanguellini FJ	21:48.734	16	3 LAPS	71.90	1:19.581
24	36	B2	David BISHOP		Elva 100	22:08.242	16	3 LAPS	70.85	1:20.839
25	661	A	Tony PEARSON		Bandini	22:09.495	16	3 LAPS	70.78	1:20.886
26	77	H	Peter WILLIAMS		Brabham BT6	22:11.261	16	3 LAPS	70.69	1:19.459
27	22	B2	R. BISHOP-MILLER		Autosport Mk2	21:02.073	15	4 LAPS	69.89	1:21.870

NOT CLASSIFIED

10	B2	Mike WALKER	Bond FJ	20:09.146	17	D.N.F.	82.71	1:09.873
5	B2	Robin LONGDON	Lola Mk2	19:18.526	16	D.N.F.	81.23	1:10.995
97	D2	Hans CIERS	Lotus 20	21:03.920	14	N.C.F.	65.12	1:24.539
49	C2	Mike GREGORY	De Tomaso ISIS	21:02.102	8	N.C.F.	37.16	1:16.338
4	B2	Graham BARRON	Gemini Mk2	8:57.451	7	D.N.F.	76.29	1:14.597

FASTEST LAP

53	E1	Sam WILSON	Lotus 20/22	1:04.914	9	90.89mph	146.28kph
87	D2	Andrew WILKINSON	Lynx T3	1:07.185	10	87.82mph	141.33kph
11	B2	Will MITCHAM	Mallock U2	1:07.315	14	87.65mph	141.06kph
44	C2	Andrew ROBERTSON	Crossle 4F	1:09.584	12	84.79mph	136.46kph
172	E2	Tom DE GRES	Cooper T59	1:14.517	5	79.18mph	127.43kph
77	H	Peter WILLIAMS	Brabham BT6	1:19.459	16	74.25mph	119.50kph
19	A	Jan BIEKENS	Stanguellini FJ	1:19.581	2	74.14mph	119.32kph

Weather/Track: Cloud/Dry

These results are provisional until the conclusion of any judicial and technical matters.

Silverstone

Circuit Length = 1.6390 miles.

Start: 14:01 End: 14:22

Clerk of the Course:	Timekeeper:
----------------------	-------------

HSCC/FJHRA Silverline Historic Formula Junior
RACE 3 - QUALIFYING LAP ANALYSIS - Silverstone - 17 October 2015

3	Justin FLEMING	Lola Mk2					
1 -	1:19.390	6 -	1:10.833	11 -	1:12.256	16 -	1:14.298
2 -	1:11.990	7 -	1:11.504	12 -	1:11.829	17 -	1:11.098
3 -	1:11.296	8 -	1:10.924	13 -	1:10.831	18 -	1:15.781
4 -	1:10.934	9 -	1:12.761	14 -	1:11.289		
5 -	1:10.928	10 -	1:12.630	15 -	1:11.827		
4	Graham BARRON	Gemini Mk2					
1 -	1:23.362	6 -	1:14.735				
2 -	1:16.196	7 -	1:18.342				
3 -	1:15.088						
4 -	1:15.131						
5 -	1:14.597						
5	Robin LONGDON	Lola Mk2					
1 -	1:18.032	6 -	1:11.790	11 -	1:12.346	16 -	1:16.134
2 -	1:10.995	7 -	1:12.559	12 -	1:12.022		
3 -	1:11.825	8 -	1:12.177	13 -	1:11.190		
4 -	1:11.079	9 -	1:11.931	14 -	1:11.226		
5 -	1:11.112	10 -	1:12.147	15 -	1:11.961		
10	Mike WALKER	Bond FJ					
1 -	1:19.004	6 -	1:09.873	11 -	1:11.039	16 -	1:10.503
2 -	1:11.091	7 -	1:10.669	12 -	1:10.373	17 -	1:10.614
3 -	1:11.027	8 -	1:10.520	13 -	1:10.758		
4 -	1:10.925	9 -	1:10.643	14 -	1:10.868		
5 -	1:10.344	10 -	1:10.427	15 -	1:10.468		
11	Will MITCHAM	Mallock U2					
1 -	1:12.654	6 -	1:08.015	11 -	1:09.785	16 -	1:07.770
2 -	1:08.174	7 -	1:07.649	12 -	1:07.498	17 -	1:08.050
3 -	1:08.144	8 -	1:07.575	13 -	1:07.905	18 -	1:07.548
4 -	1:08.606	9 -	1:08.217	14 -	1:07.315	19 -	1:09.771
5 -	1:07.909	10 -	1:07.608	15 -	1:07.984		
14	Crispian BESLEY	Cooper T56					
1 -	1:16.025	6 -	1:10.150	11 -	1:11.134	16 -	1:10.971
2 -	1:11.859	7 -	1:11.418	12 -	1:10.339	17 -	1:10.552
3 -	1:11.048	8 -	1:10.251	13 -	1:10.582	18 -	1:10.288
4 -	1:11.396	9 -	1:11.253	14 -	1:10.465		
5 -	1:10.303	10 -	1:10.025	15 -	1:11.069		

Weather/Track: Cloud/Dry

HSCC/FJHRA Silverline Historic Formula Junior
RACE 3 - QUALIFYING LAP ANALYSIS - Silverstone - 17 October 2015
 (contd.)

15	Ian PHILLIPS	BMC Mk1					
1 -	1:23.509	6 -	1:13.459	11 -	1:14.787	16 -	1:14.727
2 -	1:15.009	7 -	1:15.114	12 -	1:13.823	17 -	1:14.950
3 -	1:14.353	8 -	1:14.197	13 -	1:14.868		
4 -	1:15.144	9 -	1:15.018	14 -	1:13.839		
5 -	1:14.169	10 -	1:15.662	15 -	1:15.336		
19	Jan BIEKENS	Stanguellini FJ					
1 -	1:26.617	6 -	1:22.334	11 -	1:20.217	16 -	1:23.613
2 -	1:19.581	7 -	1:23.175	12 -	1:22.392		
3 -	1:20.941	8 -	1:20.388	13 -	1:21.673		
4 -	1:20.633	9 -	1:20.245	14 -	1:23.423		
5 -	1:21.048	10 -	1:21.922	15 -	1:20.532		
22	R. BISHOP-MILLER	Autosport Mk2					
1 -	1:32.587	6 -	1:24.099	11 -	1:24.555		
2 -	1:24.397	7 -	1:22.784	12 -	1:22.717		
3 -	1:24.436	8 -	1:23.885	13 -	1:23.792		
4 -	1:23.080	9 -	1:24.740	14 -	1:21.870		
5 -	1:22.453	10 -	1:23.934	15 -	1:22.744		
23	John ARNOLD	Elva 100					
1 -	1:19.985	6 -	1:14.039	11 -	1:14.420	16 -	1:14.157
2 -	1:14.051	7 -	1:12.775	12 -	1:13.133	17 -	1:14.841
3 -	1:12.982	8 -	1:14.500	13 -	1:14.221		
4 -	1:12.773	9 -	1:13.567	14 -	1:13.155		
5 -	1:13.058	10 -	1:13.592	15 -	1:13.230		
25	Andrew TART	Bond FJ					
1 -	1:17.620	6 -	1:10.132	11 -	1:10.154	16 -	1:10.917
2 -	1:10.941	7 -	1:10.643	12 -	1:10.000	17 -	1:10.585
3 -	1:10.604	8 -	1:10.279	13 -	1:12.162	18 -	1:10.451
4 -	1:10.371	9 -	1:10.932	14 -	1:10.861		
5 -	1:10.677	10 -	1:10.420	15 -	1:11.210		
26	Roger DEXTER	Elva 100					
1 -	1:24.993	6 -	1:18.425	11 -	1:16.799	16 -	1:17.964
2 -	1:17.611	7 -	1:18.681	12 -	1:16.442	17 -	1:19.661
3 -	1:18.591	8 -	1:18.619	13 -	1:17.009		
4 -	1:18.748	9 -	1:17.894	14 -	1:17.271		
5 -	1:19.200	10 -	1:17.355	15 -	1:16.617		

Weather/Track: Cloud/Dry

HSCC/FJHRA Silverline Historic Formula Junior
RACE 3 - QUALIFYING LAP ANALYSIS - Silverstone - 17 October 2015
 (contd.)

29	William GRIMSHAW	Moorland Mk1					
1 -	1:22.928	6 -	1:15.665	11 -	1:16.123	16 -	1:15.160
2 -	1:17.273	7 -	1:18.190	12 -	1:17.216	17 -	1:17.723
3 -	1:16.131	8 -	1:17.712	13 -	1:16.887		
4 -	1:15.134	9 -	1:18.271	14 -	1:19.201		
5 -	1:15.349	10 -	1:16.619	15 -	1:19.227		
30	Roger SKIPP	Emeryson FJ					
1 -	1:32.248	6 -	1:20.963	11 -	1:16.469	16 -	1:17.286
2 -	1:22.019	7 -	1:17.926	12 -	1:19.049		
3 -	1:19.658	8 -	1:18.132	13 -	1:15.298		
4 -	1:18.950	9 -	1:18.242	14 -	1:16.140		
5 -	1:17.733	10 -	1:16.388	15 -	1:16.114		
33	Andrea GUARINO	Lotus 22					
1 -	1:39.904	6 -	1:13.131	11 -	1:12.764	16 -	1:11.860
2 -	1:18.667	7 -	1:13.083	12 -	1:12.498	17 -	1:13.281
3 -	1:16.140	8 -	1:12.586	13 -	1:12.515		
4 -	1:14.712	9 -	1:12.800	14 -	1:13.897		
5 -	1:13.838	10 -	1:13.557	15 -	1:13.578		
36	David BISHOP	Elva 100					
1 -	1:31.540	6 -	1:24.336	11 -	1:21.435	16 -	1:22.666
2 -	1:22.423	7 -	1:21.867	12 -	1:22.066		
3 -	1:23.545	8 -	1:22.009	13 -	1:20.839		
4 -	1:23.590	9 -	1:22.169	14 -	1:22.060		
5 -	1:22.982	10 -	1:23.204	15 -	1:21.511		
37	Andrew TAYLOR	Cooper T56					
1 -	1:15.660	6 -	1:09.690	11 -	1:11.028	16 -	1:10.087
2 -	1:12.032	7 -	1:10.689	12 -	1:10.097	17 -	1:10.243
3 -	1:11.900	8 -	1:10.528	13 -	1:10.730	18 -	1:10.284
4 -	1:11.553	9 -	1:10.934	14 -	1:10.804		
5 -	1:11.005	10 -	1:10.307	15 -	1:10.732		
38	Gil DUFFY	Kieft FJ					
1 -	1:17.054	6 -	1:13.554	11 -	1:12.996	16 -	1:15.961
2 -	1:10.913	7 -	1:15.301	12 -	1:14.381	17 -	1:12.902
3 -	1:25.824	8 -	1:15.853	13 -	1:15.740		
4 -	1:13.533	9 -	1:14.581	14 -	1:14.585		
5 -	1:13.547	10 -	1:14.669	15 -	1:15.758		

Weather/Track: Cloud/Dry

HSCC/FJHRA Silverline Historic Formula Junior
RACE 3 - QUALIFYING LAP ANALYSIS - Silverstone - 17 October 2015
 (contd.)

44	Andrew ROBERTSON	Crossle 4F					
1 -	1:16.030	6 -	1:10.877	11 -	1:09.663	16 -	1:10.543
2 -	1:11.024	7 -	1:10.777	12 -	1:09.584	17 -	1:10.691
3 -	1:11.173	8 -	1:10.437	13 -	1:10.136	18 -	1:10.009
4 -	1:10.050	9 -	1:10.343	14 -	1:10.754		
5 -	1:10.062	10 -	1:10.997	15 -	1:10.348		
49	Mike GREGORY	De Tomaso ISIS					
1 -	X:00.000	6 -	1:16.500				
2 -	1:18.687	7 -	1:16.707				
3 -	1:17.448	8 -	1:17.254				
4 -	1:16.338						
5 -	1:16.785						
53	Sam WILSON	Lotus 20/22					
1 -	1:09.195	6 -	1:05.747	11 -	1:05.847	16 -	1:06.264
2 -	1:06.271	7 -	1:04.980	12 -	1:06.475	17 -	1:07.410
3 -	1:05.198	8 -	1:06.434	13 -	1:05.206	18 -	1:05.582
4 -	1:05.065	9 -	1:04.914	14 -	1:06.485	19 -	1:08.051
5 -	1:05.433	10 -	1:05.347	15 -	1:06.498		
66	Alex MORTON	Ausper T3					
1 -	1:15.010	6 -	1:09.300	11 -	1:10.685	16 -	1:10.966
2 -	1:10.452	7 -	1:09.903	12 -	1:09.535	17 -	1:10.602
3 -	1:10.501	8 -	1:10.216	13 -	1:11.520	18 -	1:10.329
4 -	1:10.400	9 -	1:10.657	14 -	1:11.154		
5 -	1:10.270	10 -	1:11.612	15 -	1:10.141		
77	Peter WILLIAMS	Brabham BT6					
1 -	1:37.312	6 -	1:21.573	11 -	1:22.138	16 -	1:19.459
2 -	1:24.413	7 -	1:22.380	12 -	1:22.905		
3 -	1:25.280	8 -	1:21.457	13 -	1:20.731		
4 -	1:25.438	9 -	1:20.719	14 -	1:20.809		
5 -	1:24.831	10 -	1:21.396	15 -	1:20.420		
79	Andrew HIBBERD	Lotus 22					
1 -	1:09.671	6 -	1:06.115	11 -	1:05.387	16 -	1:06.161
2 -	1:07.079	7 -	1:05.727	12 -	1:05.292	17 -	1:06.544
3 -	1:06.020	8 -	1:06.987	13 -	1:05.965	18 -	1:06.201
4 -	1:05.812	9 -	1:05.489	14 -	1:05.021	19 -	1:05.212
5 -	1:07.206	10 -	1:07.504	15 -	1:07.767		

Weather/Track: Cloud/Dry

HSCC/FJHRA Silverline Historic Formula Junior
RACE 3 - QUALIFYING LAP ANALYSIS - Silverstone - 17 October 2015
 (contd.)

82	Andrew GARSIDE	Lotus 20					
1 -	1:13.078	6 -	1:09.416	11 -	1:11.272	16 -	1:09.937
2 -	1:08.443	7 -	1:11.049	12 -	1:10.098	17 -	1:09.394
3 -	1:07.525	8 -	1:09.404	13 -	1:09.160	18 -	1:11.771
4 -	1:09.778	9 -	1:09.945	14 -	1:10.624		
5 -	1:08.165	10 -	1:09.171	15 -	1:09.301		
87	Andrew WILKINSON	Lynx T3					
1 -	1:12.341	6 -	1:08.409	11 -	1:09.157	16 -	1:07.730
2 -	1:07.721	7 -	1:08.226	12 -	1:08.228	17 -	1:09.065
3 -	1:07.365	8 -	1:07.829	13 -	1:07.991	18 -	1:07.410
4 -	1:07.539	9 -	1:08.193	14 -	1:07.465	19 -	1:09.573
5 -	1:08.923	10 -	1:07.185	15 -	1:07.827		
93	Michael HIBBERD	Brabham BT2					
1 -	1:12.056	6 -	1:07.031	11 -	1:08.120	16 -	1:08.207
2 -	1:07.364	7 -	1:07.145	12 -	1:07.953	17 -	1:12.346
3 -	1:06.770	8 -	1:07.341	13 -	1:06.526	18 -	1:08.660
4 -	1:06.413	9 -	1:08.562	14 -	1:09.088	19 -	1:12.818
5 -	1:06.944	10 -	1:07.874	15 -	1:07.303		
97	Hans CIERS	Lotus 20					
1 -	1:39.235	6 -	1:32.205	11 -	1:26.824		
2 -	1:24.539	7 -	1:30.167	12 -	1:29.061		
3 -	1:25.387	8 -	1:35.551	13 -	1:35.244		
4 -	1:33.758	9 -	1:28.842	14 -	1:30.044		
5 -	1:27.456	10 -	1:25.607				
98	Chris MERRICK	Cooper T59					
1 -	1:20.705	6 -	1:11.176	11 -	1:11.036	16 -	1:11.241
2 -	1:12.140	7 -	1:10.934	12 -	1:11.240	17 -	1:11.389
3 -	1:11.325	8 -	1:11.204	13 -	1:10.672	18 -	1:14.455
4 -	1:11.307	9 -	1:10.453	14 -	1:12.471		
5 -	1:10.980	10 -	1:12.279	15 -	1:11.862		
166	Cameron JACKSON	Brabham BT2					
1 -	1:11.505	6 -	1:05.757	11 -	1:06.270	16 -	1:06.788
2 -	1:06.816	7 -	1:05.891	12 -	1:05.778	17 -	1:05.813
3 -	1:06.093	8 -	1:05.990	13 -	1:06.204	18 -	1:05.795
4 -	1:05.893	9 -	1:05.779	14 -	1:05.919	19 -	1:05.739
5 -	1:06.974	10 -	1:06.408	15 -	1:06.269		

Weather/Track: Cloud/Dry

HSCC/FJHRA Silverline Historic Formula Junior
RACE 3 - QUALIFYING LAP ANALYSIS - Silverstone - 17 October 2015
 (contd.)

172	Tom DE GRES	Cooper T59					
1 -	1:25.148	6 -	1:15.036	11 -	1:16.100	16 -	1:16.767
2 -	1:15.323	7 -	1:17.461	12 -	1:16.576	17 -	1:17.079
3 -	1:16.135	8 -	1:17.419	13 -	1:18.145		
4 -	1:16.330	9 -	1:17.306	14 -	1:16.646		
5 -	1:14.517	10 -	1:16.489	15 -	1:16.701		
661	Tony PEARSON	Bandini					
1 -	1:30.937	6 -	1:22.751	11 -	1:21.338	16 -	1:22.608
2 -	1:22.413	7 -	1:22.035	12 -	1:21.471		
3 -	1:23.032	8 -	1:23.448	13 -	1:22.000		
4 -	1:23.349	9 -	1:24.190	14 -	1:22.273		
5 -	1:23.865	10 -	1:22.899	15 -	1:20.886		

Weather/Track: Cloud/Dry

**HSCC/FJHRA Silverline Historic Formula Junior
RACE 3 - LAP CHART - Silverstone - 17 October 2015**

Lap 1			Lap 2			Lap 3			Lap 4			Lap 5		
No	Behind	Laptime	No	Behind	Laptime	No	Behind	Laptime	No	Behind	Laptime	No	Behind	Laptime
53		1:09.195	53		1:06.271	53		1:05.198	53		1:05.065	53		1:05.433
79	0.476	1:09.671	79	1.284	1:07.079	79	2.106	1:06.020	77	1 LAP	1:25.280	30	1 LAP	1:18.950
166	2.310	1:11.505	166	2.855	1:06.816	166	3.750	1:06.093	79	2.853	1:05.812	79	4.626	1:07.206
93	2.861	1:12.056	93	3.954	1:07.364	93	5.526	1:06.770	97	1 LAP	1:25.387	166	6.119	1:06.974
87	3.146	1:12.341	87	4.596	1:07.721	87	6.763	1:07.365	166	4.578	1:05.893	93	8.385	1:06.944
11	3.459	1:12.654	11	5.362	1:08.174	11	8.308	1:08.144	93	6.874	1:06.413	661	1 LAP	1:23.349
82	3.883	1:13.078	82	6.055	1:08.443	82	8.382	1:07.525	87	9.237	1:07.539	36	1 LAP	1:23.590
66	5.815	1:15.010	66	9.996	1:10.452	66	15.299	1:10.501	11	11.849	1:08.606	87	12.727	1:08.923
37	6.465	1:15.660	44	11.588	1:11.024	44	17.563	1:11.173	82	13.095	1:09.778	22	1 LAP	1:23.080
14	6.830	1:16.025	14	12.418	1:11.859	14	18.268	1:11.048	66	20.634	1:10.400	11	14.325	1:07.909
44	6.835	1:16.030	37	12.226	1:12.032	25	18.501	1:10.604	44	22.548	1:10.050	82	15.827	1:08.165
38	7.859	1:17.054	38	12.501	1:10.913	37	18.928	1:11.900	25	23.807	1:10.371	77	1 LAP	1:25.438
25	8.425	1:17.620	25	13.095	1:10.941	5	20.188	1:11.825	14	24.599	1:11.396	66	25.471	1:10.270
5	8.837	1:18.032	5	13.561	1:10.995	10	20.458	1:11.027	37	25.416	1:11.553	44	27.177	1:10.062
10	9.809	1:19.004	10	14.629	1:11.091	3	22.012	1:11.296	5	26.202	1:11.079	25	29.051	1:10.677
3	10.195	1:19.390	3	15.914	1:11.990	98	23.506	1:11.325	10	26.318	1:10.925	14	29.469	1:10.303
23	10.790	1:19.985	98	17.379	1:12.140	23	26.354	1:12.982	3	27.881	1:10.934	37	30.988	1:11.005
98	11.510	1:20.705	23	18.570	1:14.051	15	32.207	1:14.353	98	29.748	1:11.307	10	31.229	1:10.344
29	13.733	1:22.928	15	23.052	1:15.009	38	33.127	1:25.824	23	34.062	1:12.773	97	1 LAP	1:33.758
4	14.167	1:23.362	4	24.092	1:16.196	4	33.982	1:15.088	38	41.595	1:13.533	5	31.881	1:11.112
15	14.314	1:23.509	29	24.735	1:17.273	29	35.668	1:16.131	15	42.286	1:15.144	3	33.376	1:10.928
26	15.798	1:24.993	172	25.005	1:15.323	172	35.942	1:16.135	4	44.048	1:15.131	98	35.295	1:10.980
172	15.953	1:25.148	26	27.138	1:17.611	26	40.531	1:18.591	29	45.737	1:15.134	23	41.687	1:13.058
19	17.422	1:26.617	19	30.732	1:19.581	19	46.475	1:20.941	172	47.207	1:16.330	38	49.709	1:13.547
661	21.742	1:30.937	661	37.884	1:22.413	30	53.261	1:19.658	26	54.214	1:18.748	15	51.022	1:14.169
36	22.345	1:31.540	36	38.497	1:22.423	33	54.047	1:16.140	19	1:02.043	1:20.633	4	53.212	1:14.597
30	23.053	1:32.248	30	38.801	1:22.019	661	55.718	1:23.032	33	1:03.694	1:14.712	29	55.653	1:15.349
22	23.392	1:32.587	22	41.518	1:24.397	36	56.844	1:23.545				172	56.291	1:14.517
77	28.117	1:37.312	33	43.105	1:18.667	22	1:00.756	1:24.436						
97	30.040	1:39.235	77	46.259	1:24.413									
33	30.709	1:39.904	97	48.308	1:24.539									

Weather/Track: Cloud/Dry

www.mstworld.com

Page 1 of 4

Silverstone
Circuit Length = 1.6390 miles.
Start: 14:01 End: 14:22

Printed - 14:25 Saturday, 17 October 2015

HSCC/FJHRA Silverline Historic Formula Junior
RACE 3 - LAP CHART - Silverstone - 17 October 2015
 (contd.)

Lap 6			Lap 7			Lap 8			Lap 9			Lap 10		
No	Behind	Laptime	No	Behind	Laptime	No	Behind	Laptime	No	Behind	Laptime	No	Behind	Laptime
53		1:05.747	53		1:04.980	53		1:06.434	53		1:04.914	53		1:05.347
26	1 LAP	1:19.200	29	1 LAP	1:15.665	38	1 LAP	1:15.301	22	2 LAPS	1:22.784	166	8.522	1:06.408
79	4.994	1:06.115	172	1 LAP	1:15.036	15	1 LAP	1:15.114	23	1 LAP	1:14.500	79	9.026	1:07.504
166	6.129	1:05.757	79	5.741	1:05.727	79	6.294	1:06.987	79	6.869	1:05.489	23	1 LAP	1:13.567
33	1 LAP	1:13.838	166	7.040	1:05.891	166	6.596	1:05.990	166	7.461	1:05.779	661	2 LAPS	1:23.448
93	9.669	1:07.031	93	11.834	1:07.145	4	1 LAP	1:18.342	77	2 LAPS	1:22.380	36	2 LAPS	1:22.009
19	1 LAP	1:21.048	33	1 LAP	1:13.131	172	1 LAP	1:17.461	15	1 LAP	1:14.197	93	18.916	1:07.874
30	1 LAP	1:17.733	26	1 LAP	1:18.425	29	1 LAP	1:18.190	38	1 LAP	1:15.853	22	2 LAPS	1:23.885
87	15.389	1:08.409	87	18.635	1:08.226	93	12.741	1:07.341	93	16.389	1:08.562	15	1 LAP	1:15.018
11	16.593	1:08.015	11	19.262	1:07.649	97	2 LAPS	1:32.205	87	23.309	1:08.193	38	1 LAP	1:14.581
82	19.496	1:09.416	82	25.565	1:11.049	87	20.030	1:07.829	11	23.706	1:08.217	77	2 LAPS	1:21.457
661	1 LAP	1:23.865	19	1 LAP	1:22.334	11	20.403	1:07.575	172	1 LAP	1:17.419	87	25.147	1:07.185
36	1 LAP	1:22.982	30	1 LAP	1:20.963	33	1 LAP	1:13.083	29	1 LAP	1:17.712	11	25.967	1:07.608
66	29.024	1:09.300	66	33.947	1:09.903	26	1 LAP	1:18.681	33	1 LAP	1:12.586	33	1 LAP	1:12.800
22	1 LAP	1:22.453	44	38.104	1:10.777	82	28.535	1:09.404	82	33.566	1:09.945	172	1 LAP	1:17.306
44	32.307	1:10.877	25	39.099	1:10.643	66	37.729	1:10.216	97	2 LAPS	1:30.167	82	37.390	1:09.171
25	33.436	1:10.132	14	40.310	1:11.418	30	1 LAP	1:17.926	26	1 LAP	1:18.619	29	1 LAP	1:18.271
14	33.872	1:10.150	37	40.640	1:10.689	44	42.107	1:10.437	66	43.472	1:10.657	66	49.737	1:11.612
37	34.931	1:09.690	10	41.044	1:10.669	25	42.944	1:10.279	44	47.536	1:10.343	44	53.186	1:10.997
10	35.355	1:09.873	661	1 LAP	1:22.751	14	44.127	1:10.251	25	48.962	1:10.932	25	54.035	1:10.420
5	37.924	1:11.790	3	44.986	1:11.504	37	44.734	1:10.528	14	50.466	1:11.253	26	1 LAP	1:17.894
3	38.462	1:10.833	5	45.503	1:12.559	10	45.130	1:10.520	37	50.754	1:10.934	14	55.144	1:10.025
77	1 LAP	1:24.831	36	1 LAP	1:24.336	19	1 LAP	1:23.175	10	50.859	1:10.643	37	55.714	1:10.307
98	40.724	1:11.176	98	46.678	1:10.934	3	49.476	1:10.924	30	1 LAP	1:18.132	10	55.939	1:10.427
23	49.979	1:14.039	22	1 LAP	1:24.099	98	51.448	1:11.204	98	56.987	1:10.453	49	9 LAPS	12:02.383
97	1 LAP	1:27.456	77	1 LAP	1:21.573	5	51.246	1:12.177	3	57.323	1:12.761	98	1:03.919	1:12.279
38	57.516	1:13.554	23	57.774	1:12.775	661	1 LAP	1:22.035	5	58.263	1:11.931	3	1:04.606	1:12.630
15	58.734	1:13.459				36	1 LAP	1:21.867	19	1 LAP	1:20.388	5	1:05.063	1:12.147
4	1:02.200	1:14.735												

Weather/Track: Cloud/Dry

Silverstone
 Circuit Length = 1.6390 miles.
 Start: 14:01 End: 14:22

HSCC/FJHRA Silverline Historic Formula Junior
RACE 3 - LAP CHART - Silverstone - 17 October 2015
 (contd.)

Lap 11			Lap 12			Lap 13			Lap 14			Lap 15		
No	Behind	Laptime	No	Behind	Laptime	No	Behind	Laptime	No	Behind	Laptime	No	Behind	Laptime
53		1:05.847	53		1:06.475	53		1:05.206	53		1:06.485	53		1:06.498
30	2 LAPS	1:18.242	98	1 LAP	1:11.036	79	8.142	1:05.965	172	2 LAPS	1:16.576	97	4 LAPS	1:26.824
97	3 LAPS	1:35.551	3	1 LAP	1:12.256	98	1 LAP	1:11.240	25	1 LAP	1:12.162	66	1 LAP	1:11.154
79	8.566	1:05.387	5	1 LAP	1:12.346	166	9.246	1:06.204	14	1 LAP	1:10.582	44	1 LAP	1:10.754
166	8.945	1:06.270	79	7.383	1:05.292	26	2 LAPS	1:16.799	37	1 LAP	1:10.730	25	1 LAP	1:10.861
19	2 LAPS	1:20.245	166	8.248	1:05.778	3	1 LAP	1:11.829	29	2 LAPS	1:17.216	14	1 LAP	1:10.465
23	1 LAP	1:13.592	49	10 LAPS	1:18.687	5	1 LAP	1:12.022	10	1 LAP	1:10.758	37	1 LAP	1:10.804
93	21.189	1:08.120	30	2 LAPS	1:16.388	49	10 LAPS	1:17.448	77	3 LAPS	1:22.138	79	7.947	1:07.767
87	28.457	1:09.157	93	22.667	1:07.953	30	2 LAPS	1:16.469	79	6.678	1:05.021	166	8.451	1:06.269
11	29.905	1:09.785	23	1 LAP	1:14.420	93	23.987	1:06.526	22	3 LAPS	1:24.555	10	1 LAP	1:10.868
36	2 LAPS	1:22.169	19	2 LAPS	1:21.922	23	1 LAP	1:13.133	166	8.680	1:05.919	36	3 LAPS	1:22.066
38	1 LAP	1:14.669	97	3 LAPS	1:28.842	87	32.995	1:07.991	98	1 LAP	1:10.672	661	3 LAPS	1:21.471
15	1 LAP	1:15.662	87	30.210	1:08.228	11	33.627	1:07.905	3	1 LAP	1:10.831	172	2 LAPS	1:18.145
661	2 LAPS	1:24.190	11	30.928	1:07.498	19	2 LAPS	1:20.217	5	1 LAP	1:11.190	29	2 LAPS	1:16.887
22	2 LAPS	1:24.740	38	1 LAP	1:12.996	38	1 LAP	1:14.381	26	2 LAPS	1:16.442	98	1 LAP	1:12.471
77	2 LAPS	1:20.719	15	1 LAP	1:14.787	97	3 LAPS	1:25.607	93	26.590	1:09.088	3	1 LAP	1:11.289
82	42.815	1:11.272	82	46.438	1:10.098	15	1 LAP	1:13.823	49	10 LAPS	1:16.338	77	3 LAPS	1:22.905
33	1 LAP	1:13.557	36	2 LAPS	1:23.204	82	50.392	1:09.160	87	33.975	1:07.465	5	1 LAP	1:11.226
172	1 LAP	1:16.489	661	2 LAPS	1:22.899	33	1 LAP	1:12.498	11	34.457	1:07.315	22	3 LAPS	1:22.717
29	1 LAP	1:16.619	33	1 LAP	1:12.764	36	2 LAPS	1:21.435	30	2 LAPS	1:19.049	93	27.395	1:07.303
66	54.575	1:10.685	77	2 LAPS	1:21.396	66	1:03.949	1:11.520	23	1 LAP	1:14.221	26	2 LAPS	1:17.009
44	57.002	1:09.663	22	2 LAPS	1:23.934	661	2 LAPS	1:21.338	82	54.531	1:10.624	87	35.304	1:07.827
25	58.342	1:10.154	172	1 LAP	1:16.100	44	1:05.041	1:10.136	38	1 LAP	1:15.740	11	35.943	1:07.984
14	1:00.431	1:11.134	66	57.635	1:09.535				15	1 LAP	1:14.868	49	10 LAPS	1:16.785
37	1:00.895	1:11.028	29	1 LAP	1:16.123				19	2 LAPS	1:22.392	30	2 LAPS	1:15.298
10	1:01.131	1:11.039	44	1:00.111	1:09.584				33	1 LAP	1:12.515	23	1 LAP	1:13.155
26	1 LAP	1:17.355	25	1:01.867	1:10.000							82	57.334	1:09.301
			14	1:04.295	1:10.339							38	1 LAP	1:14.585
			37	1:04.517	1:10.097							15	1 LAP	1:13.839
			10	1:05.029	1:10.373									

Weather/Track: Cloud/Dry

HSCC/FJHRA Silverline Historic Formula Junior
RACE 3 - LAP CHART - Silverstone - 17 October 2015
 (contd.)

Lap 16			Lap 17			Lap 18			Lap 19			Lap 20		
No	Behind	Laptime	No	Behind	Laptime	No	Behind	Laptime	No	Behind	Laptime	No	Behind	Laptime
53		1:06.264	53		1:07.410	53		1:05.582	53		1:08.051			
33	2 LAPS	1:13.897	15	2 LAPS	1:15.336	166	7.591	1:05.795	82	1 LAP	1:11.771			
19	3 LAPS	1:21.673	38	2 LAPS	1:15.758	79	7.597	1:06.201	23	2 LAPS	1:14.841			
66	1 LAP	1:10.141	79	6.978	1:06.544	66	1 LAP	1:10.602	79	4.758	1:05.212			
44	1 LAP	1:10.348	166	7.378	1:05.813	15	2 LAPS	1:14.727	166	5.279	1:05.739			
79	7.844	1:06.161	66	1 LAP	1:10.966	44	1 LAP	1:10.691	22	4 LAPS	1:22.744			
166	8.975	1:06.788	44	1 LAP	1:10.543	38	2 LAPS	1:15.961	49	11 LAPS	1:17.254			
25	1 LAP	1:11.210	33	2 LAPS	1:13.578	33	2 LAPS	1:11.860	30	3 LAPS	1:17.286			
14	1 LAP	1:11.069	37	1 LAP	1:10.087	37	1 LAP	1:10.243	97	5 LAPS	1:30.044			
37	1 LAP	1:10.732	25	1 LAP	1:10.917	25	1 LAP	1:10.585	66	1 LAP	1:10.329			
10	1 LAP	1:10.468	14	1 LAP	1:10.971	14	1 LAP	1:10.552	44	1 LAP	1:10.009			
172	2 LAPS	1:16.646	10	1 LAP	1:10.503	10	1 LAP	1:10.614	38	2 LAPS	1:12.902			
97	4 LAPS	1:29.061	19	3 LAPS	1:23.423	98	1 LAP	1:11.389	15	2 LAPS	1:14.950			
98	1 LAP	1:11.862	98	1 LAP	1:11.241	19	3 LAPS	1:20.532	37	1 LAP	1:10.284			
3	1 LAP	1:11.827	3	1 LAP	1:14.298	93	37.352	1:08.660	33	2 LAPS	1:13.281			
36	3 LAPS	1:20.839	172	2 LAPS	1:16.701	3	1 LAP	1:11.098	25	1 LAP	1:10.451			
5	1 LAP	1:11.961	93	34.274	1:12.346	11	40.055	1:07.548	14	1 LAP	1:10.288			
29	2 LAPS	1:19.201	5	1 LAP	1:16.134	87	40.253	1:07.410	98	1 LAP	1:14.455			
661	3 LAPS	1:22.000	11	38.089	1:08.050	172	2 LAPS	1:16.767	87	41.775	1:09.573			
93	29.338	1:08.207	87	38.425	1:09.065	29	2 LAPS	1:15.160	11	41.775	1:09.771			
77	3 LAPS	1:20.731	29	2 LAPS	1:19.227	36	3 LAPS	1:21.511	93	42.119	1:12.818			
87	36.770	1:07.730	36	3 LAPS	1:22.060	661	3 LAPS	1:20.886	3	1 LAP	1:15.781			
11	37.449	1:07.770	661	3 LAPS	1:22.273	77	3 LAPS	1:20.420	19	3 LAPS	1:23.613			
22	3 LAPS	1:23.792	77	3 LAPS	1:20.809	26	2 LAPS	1:17.964	172	2 LAPS	1:17.079			
26	2 LAPS	1:17.271	97	4 LAPS	1:35.244				29	2 LAPS	1:17.723			
49	10 LAPS	1:16.500	26	2 LAPS	1:16.617				36	3 LAPS	1:22.666			
30	2 LAPS	1:16.140	22	3 LAPS	1:21.870				661	3 LAPS	1:22.608			
23	1 LAP	1:13.230	23	1 LAP	1:14.157				77	3 LAPS	1:19.459			
82	1:01.007	1:09.937	49	10 LAPS	1:16.707				26	2 LAPS	1:19.661			
			30	2 LAPS	1:16.114									
			82	1:02.991	1:09.394									

Weather/Track: Cloud/Dry

HSCC/HRSR ByBox Historic Touring Cars

RACE 4 - AMENDED CLASSIFICATION - Silverstone - 17 October 2015

POS	NO	CL	DRIVER(S)	NAT	CAR	TIME	LAPS	GAP	MPH	BEST
1	3	K1	Peter HALLFORD		Ford Mustang	21:08.480	18		83.49	1:09.757
2	1	B	Tim DAVIES		Ford Lotus Cortina	21:10.525	18	2.045	83.35	1:09.895
3	66	K3	John AVILL		Ford Lotus Cortina	21:39.831	18	31.351	81.47	1:11.473
4	42	K3	John SPIERS		Ford Lotus Cortina	21:51.378	18	42.898	80.76	1:11.303
5	179	K3	Mark MARTIN		Ford Lotus Cortina	21:57.885	18	49.405	80.36	1:12.178
6	40	K3	Neil MERRY		Alfa Romeo Giuliana Sprint GTA	22:00.225	18	51.745	80.22	1:12.030
7	85	D	Roger GODFREY		Austin Cooper S	22:12.708	18	1:04.228	79.46	1:13.008
8	77	K4	Nick PADDY		Morris Cooper S	22:13.306	18	1:04.826	79.43	1:12.593
9	14	K4	Jonathan MILICEVIC		Morris Mini Cooper	22:13.307	18	1:04.827	79.43	1:13.114
10	87	E	Simon BENOY		Hillman Imp	22:14.038	18	1:05.558	79.38	1:13.041
11	72	K4	Andy HARRISON		Austin Mini Cooper S	22:15.333	18	1:06.853	79.31	1:13.107
12	71	D	Tim HARBER		Austin Mini	22:16.035	18	1:07.555	79.27	1:13.427
13	15	K1	David LLOYD		Ford Mustang	21:13.618	17	1 LAP	78.52	1:12.782
14	177	C	Adam GITTINGS		Ford Anglia	21:19.148	17	1 LAP	78.18	1:13.654
15	94	E	Steven PLATTS		Singer Chamois	21:19.752	17	1 LAP	78.14	1:13.574
16	55	K4	Tim STANBRIDGE		Morris Cooper S	21:22.880	17	1 LAP	77.95	1:13.787
17	47	K3	Nigel COX		Ford Lotus Cortina	21:34.340	17	1 LAP	77.26	1:14.600
18	23	A	Roger COPE		Jaguar Mk1 Saloon	22:01.611	17	1 LAP	75.67	1:14.029
19	82	K4	Gary WRIGHT		Mini Cooper	22:15.036	17	1 LAP	74.91	1:16.467
20	51	C	Ian CLARIDGE		Ford Anglia	22:29.172	16	2 LAPS	69.75	1:21.200
21	54	B	Richard CONWAY		Volvo P544	21:24.973	15	3 LAPS	68.64	1:22.564

NOT CLASSIFIED

79	C	Mark JONES	Ford Lotus Cortina	1:15.995	1	D.N.F.	73.71	1:15.995
104	E	Graham BRIGGS	Hillman Imp	1:32.356	1	D.N.F.	60.65	1:32.356

FASTEST LAP

3	K1	Peter HALLFORD	Ford Mustang	1:09.757	5	84.58mph	136.12kph
1	B	Tim DAVIES	Ford Lotus Cortina	1:09.895	15	84.41mph	135.85kph
42	K3	John SPIERS	Ford Lotus Cortina	1:11.303	10	82.75mph	133.17kph
77	K4	Nick PADDY	Morris Cooper S	1:12.593	17	81.28mph	130.80kph
85	D	Roger GODFREY	Austin Cooper S	1:13.008	5	80.81mph	130.06kph
87	E	Simon BENOY	Hillman Imp	1:13.041	7	80.78mph	130.00kph
177	C	Adam GITTINGS	Ford Anglia	1:13.654	16	80.11mph	128.92kph
23	A	Roger COPE	Jaguar Mk1 Saloon	1:14.029	13	79.70mph	128.27kph

Car 55 - 5 second penalty - Track limits

Weather/Track: Cloud/Dry

These results are provisional until the conclusion of any judicial and technical matters.

Silverstone

Circuit Length = 1.6390 miles.

Start: 14:40 End: 15:01

Clerk of the Course:	Timekeeper:
----------------------	-------------

HSCC/HRSR ByBox Historic Touring Cars

RACE 4 - LAP ANALYSIS - Silverstone - 17 October 2015

1	Tim DAVIES	Ford Lotus Cortina					
1 -	1:14.124	6 -	1:10.339	11 -	1:10.431	16 -	1:10.648
2 -	1:11.380	7 -	1:11.123	12 -	1:10.048	17 -	1:10.339
3 -	1:10.353	8 -	1:10.233	13 -	1:10.175	18 -	1:10.045
4 -	1:10.214	9 -	1:10.185	14 -	1:10.382		
5 -	1:10.268	10 -	1:10.343	15 -	1:09.895		
3	Peter HALLFORD	Ford Mustang					
1 -	1:14.129	6 -	1:10.228	11 -	1:10.297	16 -	1:10.119
2 -	1:09.770	7 -	1:10.079	12 -	1:10.657	17 -	1:10.003
3 -	1:11.425	8 -	1:10.014	13 -	1:10.445	18 -	1:10.186
4 -	1:10.185	9 -	1:10.029	14 -	1:10.162		
5 -	1:09.757	10 -	1:10.563	15 -	1:10.432		
14	Jonathan MILICEVIC	Morris Mini Cooper					
1 -	1:20.864	6 -	1:13.514	11 -	1:13.962	16 -	1:13.289
2 -	1:13.916	7 -	1:13.985	12 -	1:13.114	17 -	1:13.686
3 -	1:14.254	8 -	1:13.406	13 -	1:13.312	18 -	1:13.494
4 -	1:13.399	9 -	1:13.963	14 -	1:13.745		
5 -	1:13.332	10 -	1:14.468	15 -	1:13.604		
15	David LLOYD	Ford Mustang					
1 -	1:23.954	6 -	1:14.489	11 -	1:13.487	16 -	1:14.071
2 -	1:15.940	7 -	1:14.862	12 -	1:14.592	17 -	1:14.150
3 -	1:15.763	8 -	1:13.740	13 -	1:14.021		
4 -	1:14.164	9 -	1:13.741	14 -	1:14.897		
5 -	1:15.222	10 -	1:13.743	15 -	1:12.782		
23	Roger COPE	Jaguar Mk1 Saloon					
1 -	1:22.617	6 -	1:15.262	11 -	1:14.123	16 -	1:19.817
2 -	1:14.422	7 -	1:14.394	12 -	1:14.437	17 -	1:44.363P
3 -	1:15.491	8 -	1:14.789	13 -	1:14.029		
4 -	1:15.020	9 -	1:15.384	14 -	1:18.083		
5 -	1:15.488	10 -	1:15.202	15 -	1:18.690		
40	Neil MERRY	Alfa Romeo Giuliana Sprint GTA					
1 -	1:20.453	6 -	1:13.408	11 -	1:12.299	16 -	1:13.016
2 -	1:13.743	7 -	1:13.705	12 -	1:13.153	17 -	1:12.548
3 -	1:13.697	8 -	1:12.319	13 -	1:12.469	18 -	1:12.363
4 -	1:13.115	9 -	1:12.306	14 -	1:12.551		
5 -	1:13.960	10 -	1:12.030	15 -	1:13.090		

Weather/Track: Cloud/Dry

www.mstworld.com

Page 1 of 4

Silverstone
Circuit Length = 1.6390 miles.
Start: 14:40 End: 15:01

Printed - 17:28 Saturday, 17 October 2015

HSCC/HRSR ByBox Historic Touring Cars
RACE 4 - LAP ANALYSIS - Silverstone - 17 October 2015
 (contd.)

42	John SPIERS	Ford Lotus Cortina					
1 -	1:24.271	6 -	1:12.956	11 -	1:12.181	16 -	1:11.715
2 -	1:13.111	7 -	1:11.925	12 -	1:11.654	17 -	1:11.616
3 -	1:13.490	8 -	1:11.731	13 -	1:11.812	18 -	1:11.351
4 -	1:12.722	9 -	1:12.702	14 -	1:12.145		
5 -	1:12.797	10 -	1:11.303	15 -	1:11.896		
47	Nigel COX	Ford Lotus Cortina					
1 -	1:26.662	6 -	1:15.380	11 -	1:15.704	16 -	1:15.171
2 -	1:15.956	7 -	1:15.126	12 -	1:15.723	17 -	1:15.639
3 -	1:16.271	8 -	1:16.144	13 -	1:15.616		
4 -	1:15.513	9 -	1:15.004	14 -	1:15.572		
5 -	1:15.584	10 -	1:14.675	15 -	1:14.600		
51	Ian CLARIDGE	Ford Anglia					
1 -	1:29.333	6 -	1:23.752	11 -	1:24.379	16 -	1:23.374
2 -	1:21.200	7 -	1:23.205	12 -	1:23.931		
3 -	1:25.543	8 -	1:25.783	13 -	1:23.740		
4 -	1:24.024	9 -	1:24.669	14 -	1:25.232		
5 -	1:24.165	10 -	1:23.048	15 -	1:23.794		
54	Richard CONWAY	Volvo P544					
1 -	1:32.367	6 -	1:24.392	11 -	1:26.490		
2 -	1:23.511	7 -	1:23.336	12 -	1:26.172		
3 -	1:22.564	8 -	1:25.012	13 -	1:25.863		
4 -	1:23.235	9 -	1:26.733	14 -	1:24.737		
5 -	1:23.861	10 -	1:30.663	15 -	1:26.037		
55	Tim STANBRIDGE	Morris Cooper S					
1 -	1:24.864	6 -	1:15.106	11 -	1:14.697	16 -	1:13.835
2 -	1:14.848	7 -	1:14.293	12 -	1:14.876	17 -	1:13.910
3 -	1:14.579	8 -	1:14.796	13 -	1:13.787		
4 -	1:13.924	9 -	1:15.563	14 -	1:14.497		
5 -	1:15.404	10 -	1:14.592	15 -	1:14.309		
66	John AVILL	Ford Lotus Cortina					
1 -	1:15.062	6 -	1:12.266	11 -	1:11.530	16 -	1:12.079
2 -	1:11.473	7 -	1:12.119	12 -	1:12.506	17 -	1:12.315
3 -	1:12.233	8 -	1:11.650	13 -	1:11.818	18 -	1:11.581
4 -	1:11.942	9 -	1:11.735	14 -	1:12.418		
5 -	1:11.817	10 -	1:12.617	15 -	1:12.670		

Weather/Track: Cloud/Dry

HSCC/HRSR ByBox Historic Touring Cars
RACE 4 - LAP ANALYSIS - Silverstone - 17 October 2015
 (contd.)

71	Tim HARBER	Austin Mini					
1 -	1:19.308	6 -	1:14.567	11 -	1:13.931	16 -	1:13.696
2 -	1:13.731	7 -	1:13.485	12 -	1:14.156	17 -	1:13.485
3 -	1:13.916	8 -	1:14.183	13 -	1:13.758	18 -	1:13.931
4 -	1:13.970	9 -	1:14.440	14 -	1:13.427		
5 -	1:14.718	10 -	1:13.649	15 -	1:13.684		
72	Andy HARRISON	Austin Mini Cooper S					
1 -	1:21.150	6 -	1:14.258	11 -	1:14.316	16 -	1:13.790
2 -	1:13.852	7 -	1:14.023	12 -	1:13.915	17 -	1:13.238
3 -	1:13.981	8 -	1:13.910	13 -	1:13.698	18 -	1:13.107
4 -	1:13.784	9 -	1:14.161	14 -	1:13.770		
5 -	1:13.557	10 -	1:13.435	15 -	1:13.388		
77	Nick PADDY	Morris Cooper S					
1 -	1:21.467	6 -	1:13.463	11 -	1:13.599	16 -	1:13.159
2 -	1:14.494	7 -	1:14.108	12 -	1:13.472	17 -	1:12.593
3 -	1:13.871	8 -	1:13.430	13 -	1:13.476	18 -	1:13.356
4 -	1:14.383	9 -	1:14.189	14 -	1:13.464		
5 -	1:13.441	10 -	1:13.631	15 -	1:13.710		
79	Mark JONES	Ford Lotus Cortina					
1 -	1:15.995						
82	Gary WRIGHT	Mini Cooper					
1 -	1:25.518	6 -	1:19.242	11 -	1:17.812	16 -	1:16.467
2 -	1:18.474	7 -	1:18.350	12 -	1:17.369	17 -	1:17.598
3 -	1:19.333	8 -	1:17.604	13 -	1:17.622		
4 -	1:19.239	9 -	1:18.904	14 -	1:17.525		
5 -	1:19.229	10 -	1:17.835	15 -	1:16.915		
85	Roger GODFREY	Austin Cooper S					
1 -	1:21.015	6 -	1:13.108	11 -	1:13.860	16 -	1:13.286
2 -	1:14.454	7 -	1:13.976	12 -	1:13.301	17 -	1:13.588
3 -	1:13.864	8 -	1:13.254	13 -	1:13.608	18 -	1:13.373
4 -	1:13.675	9 -	1:14.278	14 -	1:13.430		
5 -	1:13.008	10 -	1:14.173	15 -	1:13.457		

Weather/Track: Cloud/Dry

HSCC/HRSR ByBox Historic Touring Cars
RACE 4 - LAP ANALYSIS - Silverstone - 17 October 2015
 (contd.)

87	Simon BENOY	Hillman Imp					
1 -	1:21.312	6 -	1:13.418	11 -	1:13.866	16 -	1:13.515
2 -	1:14.451	7 -	1:13.041	12 -	1:13.702	17 -	1:13.568
3 -	1:13.747	8 -	1:14.047	13 -	1:13.787	18 -	1:13.329
4 -	1:13.729	9 -	1:13.744	14 -	1:13.532		
5 -	1:14.064	10 -	1:13.806	15 -	1:13.380		
94	Steven PLATTS	Singer Chamois					
1 -	1:23.321	6 -	1:15.202	11 -	1:14.355	16 -	1:13.574
2 -	1:14.538	7 -	1:14.520	12 -	1:14.739	17 -	1:14.053
3 -	1:14.934	8 -	1:15.495	13 -	1:14.285		
4 -	1:15.244	9 -	1:14.391	14 -	1:14.752		
5 -	1:15.732	10 -	1:14.959	15 -	1:15.658		
104	Graham BRIGGS	Hillman Imp					
1 -	1:32.356						
177	Adam GITTINGS	Ford Anglia					
1 -	1:25.361	6 -	1:15.169	11 -	1:14.428	16 -	1:13.654
2 -	1:15.119	7 -	1:14.756	12 -	1:14.802	17 -	1:14.135
3 -	1:15.634	8 -	1:14.306	13 -	1:13.837		
4 -	1:14.550	9 -	1:14.028	14 -	1:14.675		
5 -	1:15.072	10 -	1:14.799	15 -	1:14.823		
179	Mark MARTIN	Ford Lotus Cortina					
1 -	1:17.564	6 -	1:13.247	11 -	1:12.974	16 -	1:13.264
2 -	1:13.937	7 -	1:12.923	12 -	1:12.273	17 -	1:13.336
3 -	1:14.275	8 -	1:12.456	13 -	1:12.178	18 -	1:12.381
4 -	1:13.625	9 -	1:12.765	14 -	1:12.691		
5 -	1:13.321	10 -	1:12.387	15 -	1:12.288		

Weather/Track: Cloud/Dry

HSCC/HRSR ByBox Historic Touring Cars
RACE 4 - LAP CHART - Silverstone - 17 October 2015

Lap 1			Lap 2			Lap 3			Lap 4			Lap 5		
No	Behind	Laptime	No	Behind	Laptime	No	Behind	Laptime	No	Behind	Laptime	No	Behind	Laptime
1		1:14.124	3		1:09.770	3		1:11.425	3		1:10.185	3		1:09.757
3	0.005	1:14.129	1	1.605	1:11.380	1	0.533	1:10.353	1	0.562	1:10.214	1	1.073	1:10.268
66	0.938	1:15.062	66	2.636	1:11.473	66	3.444	1:12.233	66	5.201	1:11.942	66	7.261	1:11.817
79	1.871	1:15.995	179	7.602	1:13.937	179	10.452	1:14.275	179	13.892	1:13.625	179	17.456	1:13.321
179	3.440	1:17.564	71	9.140	1:13.731	71	11.631	1:13.916	71	15.416	1:13.970	40	19.702	1:13.960
71	5.184	1:19.308	40	10.297	1:13.743	40	12.569	1:13.697	40	15.499	1:13.115	71	20.377	1:14.718
40	6.329	1:20.453	14	10.881	1:13.916	72	13.659	1:13.981	14	16.924	1:13.399	14	20.499	1:13.332
14	6.740	1:20.864	72	11.103	1:13.852	14	13.710	1:14.254	72	17.258	1:13.784	85	20.750	1:13.008
85	6.891	1:21.015	85	11.570	1:14.454	85	14.009	1:13.864	85	17.499	1:13.675	72	21.058	1:13.557
72	7.026	1:21.150	87	11.864	1:14.451	87	14.186	1:13.747	87	17.730	1:13.729	42	21.125	1:12.797
87	7.188	1:21.312	77	12.062	1:14.494	77	14.508	1:13.871	42	18.085	1:12.722	87	22.037	1:14.064
77	7.343	1:21.467	23	13.140	1:14.422	42	15.548	1:13.490	77	18.706	1:14.383	77	22.390	1:13.441
23	8.493	1:22.617	42	13.483	1:13.111	23	17.206	1:15.491	23	22.041	1:15.020	23	27.772	1:15.488
94	9.197	1:23.321	94	13.960	1:14.538	94	17.469	1:14.934	94	22.528	1:15.244	55	28.353	1:15.404
15	9.830	1:23.954	55	15.813	1:14.848	55	18.967	1:14.579	55	22.706	1:13.924	94	28.503	1:15.732
42	10.147	1:24.271	15	15.995	1:15.940	15	20.333	1:15.763	15	24.312	1:14.164	15	29.777	1:15.222
55	10.740	1:24.864	177	16.581	1:15.119	177	20.790	1:15.634	177	25.155	1:14.550	177	30.470	1:15.072
177	11.237	1:25.361	47	18.719	1:15.956	47	23.565	1:16.271	47	28.893	1:15.513	47	34.720	1:15.584
82	11.394	1:25.518	82	20.093	1:18.474	82	28.001	1:19.333	82	37.055	1:19.239	82	46.527	1:19.229
47	12.538	1:26.662	51	26.634	1:21.200	51	40.752	1:25.543	51	54.591	1:24.024	51	1:08.999	1:24.165
51	15.209	1:29.333	54	31.979	1:23.511	54	43.118	1:22.564	54	56.168	1:23.235			
54	18.243	1:32.367												
104	18.232	1:32.356												

Weather/Track: Cloud/Dry

HSCC/HRSR ByBox Historic Touring Cars
RACE 4 - LAP CHART - Silverstone - 17 October 2015
 (contd.)

Lap 6			Lap 7			Lap 8			Lap 9			Lap 10		
No	Behind	Laptime	No	Behind	Laptime	No	Behind	Laptime	No	Behind	Laptime	No	Behind	Laptime
3		1:10.228	3		1:10.079	3		1:10.014	3		1:10.029	3		1:10.563
54	1 LAP	1:23.861	1	2.228	1:11.123	1	2.447	1:10.233	82	1 LAP	1:17.604	1	2.383	1:10.343
1	1.184	1:10.339	66	11.339	1:12.119	66	12.975	1:11.650	1	2.603	1:10.185	82	1 LAP	1:18.904
66	9.299	1:12.266	51	1 LAP	1:23.752	51	1 LAP	1:23.205	66	14.681	1:11.735	66	16.735	1:12.617
179	20.475	1:13.247	54	1 LAP	1:24.392	179	25.761	1:12.456	179	28.497	1:12.765	179	30.321	1:12.387
40	22.882	1:13.408	179	23.319	1:12.923	42	27.416	1:11.731	42	30.089	1:12.702	42	30.829	1:11.303
85	23.630	1:13.108	42	25.699	1:11.925	54	1 LAP	1:23.336	40	31.090	1:12.306	40	32.557	1:12.030
14	23.785	1:13.514	40	26.508	1:13.705	40	28.813	1:12.319	85	35.016	1:14.278	85	38.626	1:14.173
42	23.853	1:12.956	85	27.527	1:13.976	85	30.767	1:13.254	14	35.017	1:13.963	14	38.922	1:14.468
71	24.716	1:14.567	14	27.691	1:13.985	14	31.083	1:13.406	87	35.937	1:13.744	87	39.180	1:13.806
72	25.088	1:14.258	71	28.122	1:13.485	87	32.222	1:14.047	71	36.702	1:14.440	71	39.788	1:13.649
87	25.227	1:13.418	87	28.189	1:13.041	71	32.291	1:14.183	72	37.060	1:14.161	72	39.932	1:13.435
77	25.625	1:13.463	72	29.032	1:14.023	72	32.928	1:13.910	77	37.230	1:14.189	77	40.298	1:13.631
23	32.806	1:15.262	77	29.654	1:14.108	77	33.070	1:13.430	51	1 LAP	1:25.783	15	49.439	1:13.743
55	33.231	1:15.106	23	37.121	1:14.394	23	41.896	1:14.789	54	1 LAP	1:25.012	55	51.790	1:14.592
94	33.477	1:15.202	55	37.445	1:14.293	55	42.227	1:14.796	15	46.259	1:13.741	23	51.890	1:15.202
15	34.038	1:14.489	94	37.918	1:14.520	15	42.547	1:13.740	23	47.251	1:15.384	94	52.157	1:14.959
177	35.411	1:15.169	15	38.821	1:14.862	94	43.399	1:15.495	94	47.761	1:14.391	177	52.615	1:14.799
47	39.872	1:15.380	177	40.088	1:14.756	177	44.380	1:14.306	55	47.761	1:15.563	51	1 LAP	1:24.669
82	55.541	1:19.242	47	44.919	1:15.126	47	51.049	1:16.144	177	48.379	1:14.028	54	1 LAP	1:26.733
			82	1:03.812	1:18.350				47	56.024	1:15.004	47	1:00.136	1:14.675

Weather/Track: Cloud/Dry

HSCC/HRSR ByBox Historic Touring Cars
RACE 4 - LAP CHART - Silverstone - 17 October 2015
 (contd.)

Lap 11			Lap 12			Lap 13			Lap 14			Lap 15		
No	Behind	Laptime	No	Behind	Laptime	No	Behind	Laptime	No	Behind	Laptime	No	Behind	Laptime
3		1:10.297	3		1:10.657	3		1:10.445	3		1:10.162	3		1:10.432
1	2.517	1:10.431	1	1.908	1:10.048	47	1 LAP	1:15.723	1	1.858	1:10.382	23	1 LAP	1:18.083
82	1 LAP	1:17.835	54	2 LAPS	1:30.663	1	1.638	1:10.175	47	1 LAP	1:15.616	1	1.321	1:09.895
66	17.968	1:11.530	66	19.817	1:12.506	51	2 LAPS	1:24.379	66	23.446	1:12.418	47	1 LAP	1:15.572
42	32.713	1:12.181	82	1 LAP	1:17.812	66	21.190	1:11.818	51	2 LAPS	1:23.931	66	25.684	1:12.670
179	32.998	1:12.974	42	33.710	1:11.654	54	2 LAPS	1:26.490	42	37.060	1:12.145	42	38.524	1:11.896
40	34.559	1:12.299	179	34.614	1:12.273	82	1 LAP	1:17.369	82	1 LAP	1:17.622	51	2 LAPS	1:23.740
85	42.189	1:13.860	40	37.055	1:13.153	42	35.077	1:11.812	179	38.876	1:12.691	179	40.732	1:12.288
14	42.587	1:13.962	85	44.833	1:13.301	179	36.347	1:12.178	54	2 LAPS	1:26.172	40	44.126	1:13.090
87	42.749	1:13.866	14	45.044	1:13.114	40	39.079	1:12.469	40	41.468	1:12.551	82	1 LAP	1:17.525
71	43.422	1:13.931	87	45.794	1:13.702	14	47.911	1:13.312	85	51.264	1:13.430	85	54.289	1:13.457
77	43.600	1:13.599	77	46.415	1:13.472	85	47.996	1:13.608	14	51.494	1:13.745	14	54.666	1:13.604
72	43.951	1:14.316	71	46.921	1:14.156	87	49.136	1:13.787	87	52.506	1:13.532	87	55.454	1:13.380
15	52.629	1:13.487	72	47.209	1:13.915	77	49.446	1:13.476	77	52.748	1:13.464	54	2 LAPS	1:25.863
23	55.716	1:14.123	15	56.564	1:14.592	71	50.234	1:13.758	71	53.499	1:13.427	71	56.751	1:13.684
55	56.190	1:14.697	23	59.496	1:14.437	72	50.462	1:13.698	72	54.070	1:13.770	77	56.026	1:13.710
94	56.215	1:14.355	94	1:00.297	1:14.739	15	1:00.140	1:14.021	15	1:04.875	1:14.897	72	57.026	1:13.388
177	56.746	1:14.428	55	1:00.409	1:14.876	23	1:03.080	1:14.029	55	1:08.086	1:14.497	15	1:07.225	1:12.782
47	1:05.543	1:15.704	177	1:00.891	1:14.802	55	1:03.751	1:13.787	94	1:08.727	1:14.752			
51	1 LAP	1:23.048				94	1:04.137	1:14.285	177	1:08.796	1:14.675			
						177	1:04.283	1:13.837						

Weather/Track: Cloud/Dry

HSCC/HRSR ByBox Historic Touring Cars
RACE 4 - LAP CHART - Silverstone - 17 October 2015
 (contd.)

Lap 16			Lap 17			Lap 18			Lap 19			Lap 20		
No	Behind	Laptime	No	Behind	Laptime	No	Behind	Laptime	No	Behind	Laptime	No	Behind	Laptime
3		1:10.119	3		1:10.003	3		1:10.186						
55	1 LAP	1:14.309	54	3 LAPS	1:24.737	1	2.045	1:10.045						
1	1.850	1:10.648	15	1 LAP	1:14.071	15	1 LAP	1:14.150						
177	1 LAP	1:14.823	1	2.186	1:10.339	55	1 LAP	1:13.910						
94	1 LAP	1:15.658	55	1 LAP	1:13.835	177	1 LAP	1:14.135						
23	1 LAP	1:18.690	177	1 LAP	1:13.654	94	1 LAP	1:14.053						
47	1 LAP	1:14.600	94	1 LAP	1:13.574	54	3 LAPS	1:26.037						
66	27.644	1:12.079	23	1 LAP	1:19.817	47	1 LAP	1:15.639						
42	40.120	1:11.715	47	1 LAP	1:15.171	66	31.351	1:11.581						
179	43.877	1:13.264	66	29.956	1:12.315	42	42.898	1:11.351						
40	47.023	1:13.016	42	41.733	1:11.616	179	49.405	1:12.381						
82	1 LAP	1:16.915	179	47.210	1:13.336	40	51.745	1:12.363						
51	2 LAPS	1:25.232	40	49.568	1:12.548	23	1 LAP	1:44.363P						
85	57.456	1:13.286	82	1 LAP	1:16.467	85	1:04.228	1:13.373						
14	57.836	1:13.289	85	1:01.041	1:13.588	14	1:04.827	1:13.494						
87	58.850	1:13.515	14	1:01.519	1:13.686	77	1:04.826	1:13.356						
77	59.066	1:13.159	77	1:01.656	1:12.593	87	1:05.558	1:13.329						
71	1:00.328	1:13.696	87	1:02.415	1:13.568	82	1 LAP	1:17.598						
72	1:00.697	1:13.790	71	1:03.810	1:13.485	72	1:06.853	1:13.107						
			72	1:03.932	1:13.238	71	1:07.555	1:13.931						
			51	2 LAPS	1:23.794	51	2 LAPS	1:23.374						

Weather/Track: Cloud/Dry

HSCC Historic Formula Ford with Avon Tyres Sponsored by SpeedSport Gallery

RACE 5 - CLASSIFICATION - Silverstone - 17 October 2015

POS	NO	CL	DRIVER	NAT	CAR	TIME	LAPS	GAP	MPH	BEST
1	21		Ben MITCHELL		Merlyn Mk20	10:54.469	10		89.69	1:04.640
2	89		Neil FOWLER		Lola T200	10:54.472	10	0.003	89.69	1:04.904
3	93	N	Richard MITCHELL		Merlyn Mk20	10:56.873	10	2.404	89.37	1:04.736
4	43		Callum GRANT		Merlyn Mk20A	10:56.874	10	2.405	89.37	1:04.714
5	31		Robert WAINWRIGHT		Elden Mk8	10:59.006	10	4.537	89.08	1:04.912
6	60		James BUCKTON		Elden Mk8	11:08.128	10	13.659	87.86	1:05.926
7	37		William NUTHALL		Jamun T2	11:08.538	10	14.069	87.81	1:05.627
8	57		David WILD		Lola T204	11:08.661	10	14.192	87.79	1:06.038
9	6		Stuart BAIRD		Merlyn Mk11A	11:08.940	10	14.471	87.75	1:05.828
10	4		Maxim BARTELL		Merlyn Mk20A	11:09.168	10	14.699	87.72	1:04.944
11	80		Ben TUSTING		Merlyn Mk20	11:09.317	10	14.848	87.70	1:04.592
12	71		Jonathan BAINES		Merlyn Mk20	11:09.505	10	15.036	87.68	1:05.667
13	68		Ross DRYBROUGH		Merlyn Mk20	11:09.969	10	15.500	87.62	1:05.986
14	14		Mike WRIGLEY		Merlyn Mk20A	11:10.190	10	15.721	87.59	1:05.799
15	70		Daniel STANZL		Elden Mk8	11:10.594	10	16.125	87.54	1:05.928
16	36		Rob SMITH		Merlyn Mk20	11:19.410	10	24.941	86.40	1:06.667
17	46		Stuart DIX		Cooper Chinook	11:20.644	10	26.175	86.24	1:06.748
18	72		Alistair LITTLEWOOD		Merlyn Mk20A	11:20.946	10	26.477	86.21	1:06.672
19	77		Chris SHARPLES		Palliser WDF1	11:21.296	10	26.827	86.16	1:06.401
20	54		Alex MEEK		Merlyn Mk20A	11:24.022	10	29.553	85.82	1:06.956
21	53		Chris HELLIWELL		Jamun T2	11:24.372	10	29.903	85.78	1:06.961
22	118		Nick PANCISI		Titan Mk5	11:24.991	10	30.522	85.70	1:06.839
23	8		Andrew MANSELL		Merlyn Mk11A	11:26.683	10	32.214	85.49	1:06.780
24	177		Peter HANNAM		Nike Mk6	11:26.972	10	32.503	85.45	1:06.764
25	49		Harvey SYKES		Crossle 20F	11:36.385	10	41.916	84.30	1:07.829
26	33		Julian PIERCE		Lola T200	11:36.591	10	42.122	84.27	1:07.710
27	76		Gary MCVEIGH		Merlyn Mk11A	11:37.274	10	42.805	84.19	1:08.032
28	44		Sam BINFIELD		Titan Mk6	11:44.184	10	49.715	83.36	1:05.799
29	39		Michael RICHINGS		Alexis Mk15	11:52.508	10	58.039	82.39	1:09.893
30	34		Peter FINNIGAN		Merlyn Mk20A/11A	11:55.987	10	1:01.518	81.99	1:09.431
31	18		Bill COWING		Ginetta G18B	11:01.994	9	1 LAP	79.76	1:11.428
32	59		Les BEARDS		Nike Mk6	11:31.101	9	1 LAP	76.40	1:14.611

NOT CLASSIFIED

50			Matthew WRIGLEY		Merlyn Mk20A	4:36.434	4	D.N.F.	84.29	1:06.733
88			Rob HEDLEY		Merlyn Mk11/9	1:15.084	1	D.N.F.	74.60	1:15.084

FASTEST LAP

80			Ben TUSTING		Merlyn Mk20	1:04.592	8	91.34mph	147.01kph
93	N		Richard MITCHELL		Merlyn Mk20	1:04.736	9	91.14mph	146.68kph

Car 72 - No working transponder

Weather/Track: Cloud/Dry

These results are provisional until the conclusion of any judicial and technical matters.

Silverstone

Circuit Length = 1.6390 miles.

Start: 15:40 End: 15:51

Clerk of the Course:	Timekeeper:
----------------------	-------------

HSCC Historic Formula Ford with Avon Tyres Sponsored by SpeedSport Gallery
RACE 5 - LAP ANALYSIS - Silverstone - 17 October 2015

4	Maxim BARTELL	Merlyn Mk20A
1 -	1:09.149	6 - 1:04.944
2 -	1:05.279	7 - 1:15.458
3 -	1:06.124	8 - 1:05.747
4 -	1:05.432	9 - 1:05.506
5 -	1:05.863	10 - 1:05.666
6	Stuart BAIRD	Merlyn Mk11A
1 -	1:12.636	6 - 1:06.753
2 -	1:06.537	7 - 1:06.620
3 -	1:06.080	8 - 1:06.074
4 -	1:06.239	9 - 1:05.828
5 -	1:05.979	10 - 1:06.194
8	Andrew MANSELL	Merlyn Mk11A
1 -	1:16.683	6 - 1:07.222
2 -	1:08.502	7 - 1:06.797
3 -	1:08.363	8 - 1:06.780
4 -	1:07.763	9 - 1:06.905
5 -	1:07.579	10 - 1:10.089
14	Mike WRIGLEY	Merlyn Mk20A
1 -	1:12.843	6 - 1:06.529
2 -	1:06.651	7 - 1:06.425
3 -	1:07.457	8 - 1:06.211
4 -	1:05.799	9 - 1:06.306
5 -	1:05.988	10 - 1:05.981
18	Bill COWING	Ginetta G18B
1 -	1:21.563	6 - 1:11.971
2 -	1:13.168	7 - 1:11.428
3 -	1:12.991	8 - 1:12.527
4 -	1:12.725	9 - 1:11.979
5 -	1:13.642	
21	Ben MITCHELL	Merlyn Mk20
1 -	1:08.202	6 - 1:05.323
2 -	1:04.905	7 - 1:05.187
3 -	1:05.487	8 - 1:05.258
4 -	1:05.036	9 - 1:05.311
5 -	1:05.120	10 - 1:04.640

Car 72 - No working transponder
Weather/Track: Cloud/Dry

HSCC Historic Formula Ford with Avon Tyres Sponsored by SpeedSport Gallery
RACE 5 - LAP ANALYSIS - Silverstone - 17 October 2015
 (contd.)

31	Robert WAINWRIGHT	Elden Mk8
1 -	1:10.248	6 - 1:04.912
2 -	1:05.637	7 - 1:05.167
3 -	1:05.388	8 - 1:05.415
4 -	1:05.055	9 - 1:05.162
5 -	1:05.964	10 - 1:06.058
33	Julian PIERCE	Lola T200
1 -	1:19.385	6 - 1:08.314
2 -	1:10.458	7 - 1:07.804
3 -	1:08.755	8 - 1:07.752
4 -	1:09.195	9 - 1:08.519
5 -	1:07.710	10 - 1:08.699
34	Peter FINNIGAN	Merlyn Mk20A/11A
1 -	1:20.851	6 - 1:09.867
2 -	1:10.972	7 - 1:10.012
3 -	1:10.303	8 - 1:09.431
4 -	1:11.730	9 - 1:12.707
5 -	1:09.840	10 - 1:10.274
36	Rob SMITH	Merlyn Mk20
1 -	1:13.515	6 - 1:07.985
2 -	1:06.670	7 - 1:07.582
3 -	1:07.376	8 - 1:06.667
4 -	1:07.961	9 - 1:06.878
5 -	1:06.958	10 - 1:07.818
37	William NUTHALL	Jamun T2
1 -	1:10.647	6 - 1:06.843
2 -	1:06.235	7 - 1:06.793
3 -	1:06.710	8 - 1:06.546
4 -	1:06.407	9 - 1:05.627
5 -	1:06.254	10 - 1:06.476
39	Michael RICHINGS	Alexis Mk15
1 -	1:20.250	6 - 1:10.325
2 -	1:10.776	7 - 1:09.893
3 -	1:10.231	8 - 1:10.403
4 -	1:09.993	9 - 1:10.123
5 -	1:10.127	10 - 1:10.387

Car 72 - No working transponder
 Weather/Track: Cloud/Dry

HSCC Historic Formula Ford with Avon Tyres Sponsored by SpeedSport Gallery
RACE 5 - LAP ANALYSIS - Silverstone - 17 October 2015
 (contd.)

43	Callum GRANT	Merlyn Mk20A
1 -	1:09.559	6 - 1:05.279
2 -	1:04.941	7 - 1:04.767
3 -	1:06.055	8 - 1:05.355
4 -	1:05.848	9 - 1:04.714
5 -	1:05.547	10 - 1:04.809
44	Sam BINFIELD	Titan Mk6
1 -	1:13.045	6 - 1:06.768
2 -	1:07.320	7 - 1:06.377
3 -	1:07.351	8 - 1:05.799
4 -	1:06.308	9 - 1:07.176
5 -	1:07.061	10 - 1:36.979P
46	Stuart DIX	Cooper Chinook
1 -	1:14.507	6 - 1:07.946
2 -	1:07.937	7 - 1:06.938
3 -	1:07.847	8 - 1:07.106
4 -	1:07.377	9 - 1:06.796
5 -	1:07.442	10 - 1:06.748
49	Harvey SYKES	Crossle 20F
1 -	1:18.966	6 - 1:08.417
2 -	1:10.536	7 - 1:08.168
3 -	1:08.966	8 - 1:07.829
4 -	1:08.861	9 - 1:08.066
5 -	1:07.975	10 - 1:08.601
50	Matthew WRIGLEY	Merlyn Mk20A
1 -	1:14.274	
2 -	1:07.888	
3 -	1:07.539	
4 -	1:06.733	
53	Chris HELLIWELL	Jamun T2
1 -	1:15.247	6 - 1:07.662
2 -	1:08.080	7 - 1:07.687
3 -	1:07.621	8 - 1:07.279
4 -	1:08.194	9 - 1:06.961
5 -	1:07.601	10 - 1:08.040

Car 72 - No working transponder
 Weather/Track: Cloud/Dry

HSCC Historic Formula Ford with Avon Tyres Sponsored by SpeedSport Gallery
RACE 5 - LAP ANALYSIS - Silverstone - 17 October 2015
 (contd.)

54	Alex MEEK	Merlyn Mk20A
1 -	1:14.143	6 - 1:08.441
2 -	1:07.922	7 - 1:07.942
3 -	1:08.098	8 - 1:07.392
4 -	1:07.271	9 - 1:06.956
5 -	1:07.609	10 - 1:08.248
57	David WILD	Lola T204
1 -	1:10.427	6 - 1:06.679
2 -	1:06.566	7 - 1:06.543
3 -	1:07.185	8 - 1:06.401
4 -	1:06.038	9 - 1:06.201
5 -	1:06.302	10 - 1:06.319
59	Les BEARDS	Nike Mk6
1 -	1:23.206	6 - 1:15.704
2 -	1:14.611	7 - 1:16.871
3 -	1:14.946	8 - 1:17.114
4 -	1:14.846	9 - 1:16.405
5 -	1:17.398	
60	James BUCKTON	Elden Mk8
1 -	1:11.170	6 - 1:06.999
2 -	1:06.024	7 - 1:06.751
3 -	1:06.493	8 - 1:05.926
4 -	1:06.202	9 - 1:06.147
5 -	1:06.462	10 - 1:05.954
68	Ross DRYBROUGH	Merlyn Mk20
1 -	1:11.518	6 - 1:06.826
2 -	1:06.570	7 - 1:06.659
3 -	1:06.754	8 - 1:06.294
4 -	1:06.140	9 - 1:05.986
5 -	1:06.690	10 - 1:06.532
70	Daniel STANZL	Elden Mk8
1 -	1:12.882	6 - 1:06.743
2 -	1:06.800	7 - 1:06.833
3 -	1:05.982	8 - 1:06.938
4 -	1:06.162	9 - 1:06.234
5 -	1:06.092	10 - 1:05.928

Car 72 - No working transponder
 Weather/Track: Cloud/Dry

HSCC Historic Formula Ford with Avon Tyres Sponsored by SpeedSport Gallery
RACE 5 - LAP ANALYSIS - Silverstone - 17 October 2015
 (contd.)

71	Jonathan BAINES	Merlyn Mk20
1 -	1:11.059	6 - 1:07.403
2 -	1:06.627	7 - 1:06.668
3 -	1:07.059	8 - 1:06.266
4 -	1:05.802	9 - 1:05.667
5 -	1:06.411	10 - 1:06.543
72	Alistair LITTLEWOOD	Merlyn Mk20A
1 -	1:14.652	6 - 1:07.296
2 -	1:08.186	7 - 1:06.713
3 -	1:08.281	8 - 1:06.672
4 -	1:08.109	9 - 1:07.194
5 -	1:07.063	10 - 1:06.780
76	Gary MCVEIGH	Merlyn Mk11A
1 -	1:17.163	6 - 1:08.291
2 -	1:11.112	7 - 1:08.243
3 -	1:09.066	8 - 1:08.032
4 -	1:08.849	9 - 1:09.451
5 -	1:08.176	10 - 1:08.891
77	Chris SHARPLES	Palliser WDF1
1 -	1:17.529	6 - 1:06.782
2 -	1:10.330	7 - 1:07.259
3 -	1:06.794	8 - 1:06.553
4 -	1:06.426	9 - 1:06.575
5 -	1:06.401	10 - 1:06.647
80	Ben TUSTING	Merlyn Mk20
1 -	1:15.822	6 - 1:05.922
2 -	1:08.584	7 - 1:05.513
3 -	1:06.683	8 - 1:04.592
4 -	1:05.842	9 - 1:05.258
5 -	1:05.542	10 - 1:05.559
88	Rob HEDLEY	Merlyn Mk11/9
1 -	1:15.084	

Car 72 - No working transponder
 Weather/Track: Cloud/Dry

HSCC Historic Formula Ford with Avon Tyres Sponsored by SpeedSport Gallery
RACE 5 - LAP ANALYSIS - Silverstone - 17 October 2015
 (contd.)

89	Neil FOWLER	Lola T200
1 - 1:07.780	6 - 1:05.302	
2 - 1:05.255	7 - 1:05.328	
3 - 1:05.523	8 - 1:05.097	
4 - 1:05.138	9 - 1:05.092	
5 - 1:05.053	10 - 1:04.904	
93	Richard MITCHELL	Merlyn Mk20
1 - 1:08.398	6 - 1:05.211	
2 - 1:05.932	7 - 1:05.091	
3 - 1:06.308	8 - 1:05.238	
4 - 1:05.439	9 - 1:04.736	
5 - 1:05.330	10 - 1:05.190	
118	Nick PANCISI	Titan Mk5
1 - 1:15.641	6 - 1:06.926	
2 - 1:11.212	7 - 1:06.839	
3 - 1:08.316	8 - 1:06.999	
4 - 1:07.279	9 - 1:06.845	
5 - 1:07.136	10 - 1:07.798	
177	Peter HANNAM	Nike Mk6
1 - 1:17.360	6 - 1:07.920	
2 - 1:09.218	7 - 1:07.565	
3 - 1:07.899	8 - 1:06.928	
4 - 1:08.531	9 - 1:06.764	
5 - 1:07.746	10 - 1:07.041	

Car 72 - No working transponder
 Weather/Track: Cloud/Dry

HSCC Historic Formula Ford with Avon Tyres Sponsored by SpeedSport Gallery

RACE 5 - LAP CHART - Silverstone - 17 October 2015

Lap 1			Lap 2			Lap 3			Lap 4			Lap 5		
No	Behind	Laptime	No	Behind	Laptime	No	Behind	Laptime	No	Behind	Laptime	No	Behind	Laptime
89		1:07.780	89		1:05.255	89		1:05.523	21		1:05.036	89		1:05.053
21	0.422	1:08.202	21	0.072	1:04.905	21	0.036	1:05.487	89	0.066	1:05.138	21	0.001	1:05.120
93	0.618	1:08.398	93	1.295	1:05.932	4	1.994	1:06.124	4	2.354	1:05.432	93	2.658	1:05.330
4	1.369	1:09.149	4	1.393	1:05.279	43	1.997	1:06.055	93	2.447	1:05.439	4	3.098	1:05.863
43	1.779	1:09.559	43	1.465	1:04.941	93	2.080	1:06.308	31	2.698	1:05.055	43	3.201	1:05.547
31	2.468	1:10.248	31	2.850	1:05.637	31	2.715	1:05.388	43	2.773	1:05.848	31	3.543	1:05.964
57	2.647	1:10.427	37	3.847	1:06.235	37	5.034	1:06.710	60	6.259	1:06.202	37	7.504	1:06.254
37	2.867	1:10.647	57	3.958	1:06.566	60	5.129	1:06.493	37	6.369	1:06.407	60	7.602	1:06.462
71	3.279	1:11.059	60	4.159	1:06.024	57	5.620	1:07.185	57	6.586	1:06.038	57	7.769	1:06.302
60	3.390	1:11.170	71	4.651	1:06.627	71	6.187	1:07.059	71	6.917	1:05.802	71	8.209	1:06.411
68	3.738	1:11.518	68	5.053	1:06.570	68	6.284	1:06.754	68	7.352	1:06.140	6	8.722	1:05.979
6	4.856	1:12.636	6	6.138	1:06.537	6	6.695	1:06.080	6	7.862	1:06.239	68	8.923	1:06.690
14	5.063	1:12.843	14	6.459	1:06.651	70	7.106	1:05.982	70	8.196	1:06.162	70	9.169	1:06.092
70	5.102	1:12.882	70	6.647	1:06.800	14	8.393	1:07.457	14	9.120	1:05.799	14	9.989	1:05.988
44	5.265	1:13.045	36	7.150	1:06.670	36	9.003	1:07.376	44	10.394	1:06.308	44	12.336	1:07.061
36	5.735	1:13.515	44	7.330	1:07.320	44	9.158	1:07.351	36	11.892	1:07.961	36	13.731	1:06.958
54	6.363	1:14.143	54	9.030	1:07.922	50	11.143	1:07.539	50	12.804	1:06.733	80	13.724	1:05.542
50	6.494	1:14.274	50	9.127	1:07.888	54	11.605	1:08.098	80	13.301	1:05.842	54	16.294	1:07.609
46	6.727	1:14.507	46	9.409	1:07.937	46	11.733	1:07.847	54	13.804	1:07.271	46	16.361	1:07.442
72	6.872	1:14.652	72	9.803	1:08.186	53	12.390	1:07.621	46	14.038	1:07.377	72	17.542	1:07.063
88	7.304	1:15.084	53	10.292	1:08.080	80	12.531	1:06.683	53	15.512	1:08.194	53	17.994	1:07.601
53	7.467	1:15.247	80	11.371	1:08.584	72	12.561	1:08.281	72	15.598	1:08.109	77	18.731	1:06.401
118	7.861	1:15.641	8	12.150	1:08.502	8	14.990	1:08.363	77	17.449	1:06.426	8	20.141	1:07.579
80	8.042	1:15.822	177	13.543	1:09.218	177	15.919	1:07.899	8	17.681	1:07.763	118	20.835	1:07.136
8	8.903	1:16.683	118	13.818	1:11.212	77	16.095	1:06.794	118	18.818	1:07.279	177	22.005	1:07.746
76	9.383	1:17.163	77	14.824	1:10.330	118	16.611	1:08.316	177	19.378	1:08.531	76	25.617	1:08.176
177	9.580	1:17.360	76	15.240	1:11.112	76	18.783	1:09.066	76	22.560	1:08.849	49	26.555	1:07.975
77	9.749	1:17.529	49	16.467	1:10.536	49	19.910	1:08.966	49	23.699	1:08.861	33	26.754	1:07.710
49	11.186	1:18.966	33	16.808	1:10.458	33	20.040	1:08.755	33	24.163	1:09.195	39	32.628	1:10.127
33	11.605	1:19.385	39	17.991	1:10.776	39	22.699	1:10.231	39	27.620	1:09.993	34	34.947	1:09.840
39	12.470	1:20.250	34	18.788	1:10.972	34	23.568	1:10.303	34	30.226	1:11.730	18	45.340	1:13.642
34	13.071	1:20.851	18	21.696	1:13.168	18	29.164	1:12.991	18	36.817	1:12.725	59	56.258	1:17.398
18	13.783	1:21.563	59	24.782	1:14.611	59	34.205	1:14.946	59	43.979	1:14.846			
59	15.426	1:23.206												

Car 72 - No working transponder
Weather/Track: Cloud/Dry

Silverstone
Circuit Length = 1.6390 miles.
Start: 15:40 End: 15:51

HSCC Historic Formula Ford with Avon Tyres Sponsored by SpeedSport Gallery
RACE 5 - LAP CHART - Silverstone - 17 October 2015
 (contd.)

Lap 6			Lap 7			Lap 8			Lap 9			Lap 10		
No	Behind	Laptime	No	Behind	Laptime	No	Behind	Laptime	No	Behind	Laptime	No	Behind	Laptime
89		1:05.302	21		1:05.187	89		1:05.097	89		1:05.092	89		1:04.904
21	0.022	1:05.323	89	0.119	1:05.328	21	0.042	1:05.258	21	0.261	1:05.311	71582:	47.293	1:04.640
93	2.567	1:05.211	59	1 LAP	1:15.704	93	2.471	1:05.238	18	1 LAP	1:12.527	93	2.401	1:05.190
4	2.740	1:04.944	93	2.449	1:05.091	43	2.875	1:05.355	93	2.115	1:04.736	43	2.402	1:04.809
31	3.153	1:04.912	43	2.736	1:04.767	31	3.310	1:05.415	43	2.497	1:04.714	31	4.534	1:06.058
43	3.178	1:05.279	31	3.111	1:05.167	60	11.551	1:05.926	31	3.380	1:05.162	18	1 LAP	1:11.979
37	9.045	1:06.843	57	10.480	1:06.543	57	11.665	1:06.401	37	12.494	1:05.627	60	13.656	1:05.954
57	9.146	1:06.679	37	10.629	1:06.793	37	11.959	1:06.546	60	12.606	1:06.147	37	14.066	1:06.476
60	9.299	1:06.999	60	10.841	1:06.751	6	12.442	1:06.074	57	12.774	1:06.201	57	14.189	1:06.319
6	10.173	1:06.753	6	11.584	1:06.620	71	12.819	1:06.266	6	13.178	1:05.828	6	14.468	1:06.194
71	10.310	1:07.403	71	11.769	1:06.668	68	12.975	1:06.294	71	13.394	1:05.667	4	14.696	1:05.666
68	10.447	1:06.826	68	11.897	1:06.659	59	1 LAP	1:16.871	68	13.869	1:05.986	80	14.845	1:05.559
70	10.610	1:06.743	70	12.234	1:06.833	14	13.427	1:06.211	4	13.934	1:05.506	71	15.033	1:06.543
14	11.216	1:06.529	14	12.432	1:06.425	4	13.520	1:05.747	80	14.190	1:05.258	68	15.497	1:06.532
44	13.802	1:06.768	4	12.989	1:15.458	70	13.956	1:06.938	14	14.641	1:06.306	14	15.718	1:05.981
80	14.344	1:05.922	80	14.648	1:05.513	80	14.024	1:04.592	70	15.098	1:06.234	70	16.122	1:05.928
36	16.414	1:07.985	44	14.970	1:06.377	44	15.553	1:05.799	44	17.637	1:07.176	36	24.938	1:07.818
46	19.005	1:07.946	36	18.787	1:07.582	36	20.238	1:06.667	36	22.024	1:06.878	46	26.172	1:06.748
54	19.433	1:08.441	46	20.734	1:06.938	72	22.496	1:06.672	46	24.328	1:06.796	72	26.474	1:06.780
72	19.536	1:07.296	72	21.040	1:06.713	46	22.624	1:07.106	72	24.598	1:07.194	77	26.824	1:06.647
77	20.211	1:06.782	54	22.166	1:07.942	77	23.598	1:06.553	77	25.081	1:06.575	54	29.550	1:08.248
53	20.354	1:07.662	77	22.261	1:07.259	54	24.342	1:07.392	59	1 LAP	1:17.114	53	29.900	1:08.040
8	22.061	1:07.222	53	22.832	1:07.687	53	24.895	1:07.279	54	26.206	1:06.956	118	30.519	1:07.798
118	22.459	1:06.926	8	23.649	1:06.797	8	25.213	1:06.780	53	26.764	1:06.961	8	32.211	1:10.089
177	24.623	1:07.920	118	24.089	1:06.839	118	25.872	1:06.999	8	27.026	1:06.905	177	32.500	1:07.041
76	28.606	1:08.291	177	26.979	1:07.565	177	28.691	1:06.928	118	27.625	1:06.845	59	1 LAP	1:16.405
49	29.670	1:08.417	76	31.640	1:08.243	76	34.456	1:08.032	177	30.363	1:06.764	49	41.913	1:08.601
33	29.766	1:08.314	33	32.361	1:07.804	33	34.897	1:07.752	49	38.216	1:08.066	33	42.119	1:08.699
39	37.651	1:10.325	49	32.629	1:08.168	49	35.242	1:07.829	33	38.324	1:08.519	76	42.802	1:08.891
34	39.512	1:09.867	39	42.335	1:09.893	39	47.522	1:10.403	76	38.815	1:09.451	44	49.712	1:36.979P
18	52.009	1:11.971	34	44.315	1:10.012	34	48.530	1:09.431	39	52.553	1:10.123	39	58.036	1:10.387
			18	58.228	1:11.428				34	56.145	1:12.707	34	1:01.515	1:10.274

Car 72 - No working transponder
 Weather/Track: Cloud/Dry

Silverstone
 Circuit Length = 1.6390 miles.
 Start: 15:40 End: 15:51

Classic Formula 3 with URS FF2000 and Classic Racing Cars
RACE 6 - CLASSIFICATION - Silverstone - 17 October 2015

POS	NO	CL	DRIVER	NAT	CAR	TIME	LAPS	GAP	MPH	BEST
1	9	A	Ian JACOBS		Ralt RT3	15:19.388	15		95.94	1:00.328
2	7	A	Richard TROTT		Chevron B43	15:21.374	15	1.986	95.73	1:00.213
3	32	A	Tony HANCOCK		Lola T670	15:28.609	15	9.221	94.98	1:01.108
4	117	A	Keith WHITE		Ralt RT1	15:28.847	15	9.459	94.96	1:00.936
5	30	A	Paul DIBDEN		Argo JM6	15:30.743	15	11.355	94.77	1:00.600
6	55	A	Maxim BARTELL		Chevron B34	15:31.285	15	11.897	94.71	1:01.221
7	33	urA	Marc MERCER		Van Diemen RF82	15:39.040	15	19.652	93.93	1:01.260
8	62	A	Graham KIDDY		Argo JM3	15:53.474	15	34.086	92.51	1:02.004
9	93	A	Rudolf ERNST		Ralt RT1	16:00.875	15	41.487	91.79	1:02.203
10	12	G	Andy JARVIS		Palliser WDB 2	16:02.224	15	42.836	91.67	1:02.435
11	77	A	Timothy LYONS		Ralt RT3	16:02.853	15	43.465	91.61	1:02.560
12	29	A	Jonathan PRICE		March 783	16:03.928	15	44.540	91.50	1:02.256
13	82	A	Paul SMITH		Martini MK31	16:06.990	15	47.602	91.21	1:01.327
14	17	urA	Chris LORD		Van Diemen RF82	16:07.974	15	48.586	91.12	1:03.309
15	5	urA	Richard WALLINGTON		Van Diemen RF83	16:08.395	15	49.007	91.08	1:03.179
16	15	C	Mick WHITEHEAD		Reynard SF79	16:10.935	15	51.547	90.84	1:02.964
17	6	A	Leif BOSSON		Ralt RT1	15:30.902	14	1 LAP	88.41	1:04.832
18	98	urA	Rodney TOFT		Van Diemen RF82	15:33.637	14	1 LAP	88.15	1:04.789
19	8	D	Benn SIMMS		Elfin 600	15:37.640	14	1 LAP	87.78	1:05.192
20	177	urA	Richard ROBINSON		Van Diemen RF82	15:44.698	14	1 LAP	87.12	1:05.618
21	45	urA	Robert PEARSON		Van Diemen RF82	15:50.144	14	1 LAP	86.62	1:04.859
22	114	C	Colin MCKAY		Delta T79	15:52.732	14	1 LAP	86.39	1:06.554
23	47	I	Andy LANGRIDGE		Dastle Mk10	15:54.835	14	1 LAP	86.20	1:06.225
24	11	urA	John CONWAY		Van Diemen RF82	15:55.532	14	1 LAP	86.13	1:05.773
25	14	G	Mike PAINTER		Brabham BT16	16:14.463	14	1 LAP	84.46	1:07.167
26	123	A	Colin PAINTER		Oliroy C1	15:43.019	13	2 LAPS	81.02	1:09.063
27	74	C	Seamus DOYLE		Lola T580	15:50.636	13	2 LAPS	80.37	1:10.831
28	24	I	Andrew THORPE		Brabham BT35	16:21.301	13	2 LAPS	77.86	1:11.785

NOT CLASSIFIED

44	A	Iain ROWLEY	March 793	6:43.089	6	D.N.F.	87.08	1:02.246
3	urA	Ian PEARSON	Van Diemen RF83	1:07.804	1	D.N.F.	82.61	1:07.804
23	urA	David REES	Delta T81		0	D.N.F.	N/A	
43	A	Mark MARTIN	Ralt RT3		0	D.N.F.	N/A	
50	urA	Clive WOOD	Van Diemen RF82		0	D.N.F.	N/A	

FASTEST LAP

7	A	Richard TROTT	Chevron B43	1:00.213	15	97.99mph	157.70kph
33	urA	Marc MERCER	Van Diemen RF82	1:01.260	15	96.31mph	155.00kph
12	G	Andy JARVIS	Palliser WDB 2	1:02.435	15	94.50mph	152.09kph
15	C	Mick WHITEHEAD	Reynard SF79	1:02.964	12	93.71mph	150.81kph
8	D	Benn SIMMS	Elfin 600	1:05.192	8	90.50mph	145.65kph
47	I	Andy LANGRIDGE	Dastle Mk10	1:06.225	8	89.09mph	143.38kph

Weather/Track: Cloud/Dry

These results are provisional until the conclusion of any judicial and technical matters.

Silverstone
Circuit Length = 1.6390 miles.
Start: 16:16 End: 16:32

Clerk of the Course:	Timekeeper:
----------------------	-------------

Classic Formula 3 with URS FF2000 and Classic Racing Cars
RACE 6 - LAP ANALYSIS - Silverstone - 17 October 2015

3	Ian PEARSON	Van Diemen RF83		
1 - 1:07.804				
5	Richard WALLINGTON	Van Diemen RF83		
1 - 1:11.866 6 - 1:04.457 11 - 1:03.179 2 - 1:05.698 7 - 1:04.647 12 - 1:03.432 3 - 1:04.529 8 - 1:04.081 13 - 1:03.426 4 - 1:04.466 9 - 1:03.834 14 - 1:03.813 5 - 1:04.015 10 - 1:03.271 15 - 1:03.681				
6	Leif BOSSON	Ralt RT1		
1 - 1:15.960 6 - 1:05.536 11 - 1:06.173 2 - 1:07.257 7 - 1:05.862 12 - 1:05.149 3 - 1:06.902 8 - 1:05.127 13 - 1:06.208 4 - 1:05.210 9 - 1:05.414 14 - 1:05.385 5 - 1:05.887 10 - 1:04.832				
7	Richard TROTT	Chevron B43		
1 - 1:05.936 6 - 1:02.283 11 - 1:01.099 2 - 1:02.425 7 - 1:00.676 12 - 1:00.285 3 - 1:01.678 8 - 1:00.496 13 - 1:01.293 4 - 1:01.087 9 - 1:00.879 14 - 1:00.893 5 - 1:01.036 10 - 1:01.095 15 - 1:00.213				
8	Benn SIMMS	Elfin 600		
1 - 1:14.936 6 - 1:06.601 11 - 1:05.871 2 - 1:07.727 7 - 1:05.826 12 - 1:07.386 3 - 1:06.876 8 - 1:05.192 13 - 1:08.409 4 - 1:05.621 9 - 1:05.443 14 - 1:05.571 5 - 1:06.782 10 - 1:05.399				
9	Ian JACOBS	Ralt RT3		
1 - 1:05.279 6 - 1:01.511 11 - 1:01.155 2 - 1:01.549 7 - 1:00.853 12 - 1:00.950 3 - 1:01.625 8 - 1:01.056 13 - 1:01.485 4 - 1:00.994 9 - 1:00.549 14 - 1:00.328 5 - 1:00.834 10 - 1:00.503 15 - 1:00.717				

Weather/Track: Cloud/Dry

Classic Formula 3 with URS FF2000 and Classic Racing Cars
RACE 6 - LAP ANALYSIS - Silverstone - 17 October 2015
 (contd.)

11	John CONWAY	Van Diemen RF82
1 - 1:19.092	6 - 1:07.513	11 - 1:06.536
2 - 1:09.051	7 - 1:06.546	12 - 1:13.790
3 - 1:07.909	8 - 1:05.773	13 - 1:07.377
4 - 1:06.563	9 - 1:05.834	14 - 1:06.460
5 - 1:06.332	10 - 1:06.756	
12	Andy JARVIS	Palliser WDB 2
1 - 1:10.773	6 - 1:03.074	11 - 1:04.114
2 - 1:05.744	7 - 1:03.537	12 - 1:03.069
3 - 1:04.440	8 - 1:04.302	13 - 1:03.315
4 - 1:03.928	9 - 1:03.522	14 - 1:02.940
5 - 1:03.001	10 - 1:04.030	15 - 1:02.435
14	Mike PAINTER	Brabham BT16
1 - 1:19.895	6 - 1:07.567	11 - 1:07.344
2 - 1:11.466	7 - 1:09.254	12 - 1:07.403
3 - 1:10.923	8 - 1:08.377	13 - 1:10.344
4 - 1:10.700	9 - 1:08.381	14 - 1:07.346
5 - 1:08.296	10 - 1:07.167	
15	Mick WHITEHEAD	Reynard SF79
1 - 1:12.934	6 - 1:03.942	11 - 1:03.585
2 - 1:05.271	7 - 1:04.135	12 - 1:02.964
3 - 1:05.193	8 - 1:03.582	13 - 1:03.700
4 - 1:04.846	9 - 1:05.082	14 - 1:03.810
5 - 1:04.455	10 - 1:03.279	15 - 1:04.157
17	Chris LORD	Van Diemen RF82
1 - 1:11.682	6 - 1:03.976	11 - 1:03.400
2 - 1:05.991	7 - 1:04.674	12 - 1:03.373
3 - 1:04.950	8 - 1:04.124	13 - 1:03.342
4 - 1:04.373	9 - 1:03.825	14 - 1:03.818
5 - 1:03.309	10 - 1:03.343	15 - 1:03.794
23	David REES	Delta T81

Weather/Track: Cloud/Dry

Classic Formula 3 with URS FF2000 and Classic Racing Cars
RACE 6 - LAP ANALYSIS - Silverstone - 17 October 2015
 (contd.)

24	Andrew THORPE	Brabham BT35
1 - 1:25.190	6 - 1:15.503	11 - 1:12.256
2 - 1:16.084	7 - 1:15.455	12 - 1:15.110
3 - 1:14.198	8 - 1:15.182	13 - 1:11.785
4 - 1:13.807	9 - 1:17.051	
5 - 1:15.837	10 - 1:13.843	
29	Jonathan PRICE	March 783
1 - 1:15.197	6 - 1:03.193	11 - 1:02.800
2 - 1:04.923	7 - 1:03.908	12 - 1:03.480
3 - 1:04.888	8 - 1:03.469	13 - 1:03.033
4 - 1:03.687	9 - 1:03.443	14 - 1:04.062
5 - 1:03.230	10 - 1:02.256	15 - 1:02.359
30	Paul DIBDEN	Argo JM6
1 - 1:08.562	6 - 1:01.169	11 - 1:01.060
2 - 1:03.814	7 - 1:01.498	12 - 1:01.848
3 - 1:03.700	8 - 1:00.721	13 - 1:01.645
4 - 1:01.610	9 - 1:01.239	14 - 1:01.097
5 - 1:01.368	10 - 1:00.812	15 - 1:00.600
32	Tony HANCOCK	Lola T670
1 - 1:07.303	6 - 1:01.345	11 - 1:01.305
2 - 1:02.263	7 - 1:01.372	12 - 1:01.301
3 - 1:01.928	8 - 1:01.108	13 - 1:01.438
4 - 1:01.430	9 - 1:01.786	14 - 1:01.837
5 - 1:01.211	10 - 1:01.243	15 - 1:01.739
33	Marc MERCER	Van Diemen RF82
1 - 1:07.347	6 - 1:02.539	11 - 1:01.517
2 - 1:04.097	7 - 1:02.511	12 - 1:01.546
3 - 1:03.372	8 - 1:01.882	13 - 1:02.561
4 - 1:02.609	9 - 1:01.807	14 - 1:01.562
5 - 1:02.767	10 - 1:01.663	15 - 1:01.260
43	Mark MARTIN	Ralt RT3

Weather/Track: Cloud/Dry

Classic Formula 3 with URS FF2000 and Classic Racing Cars
RACE 6 - LAP ANALYSIS - Silverstone - 17 October 2015
 (contd.)

44	Iain ROWLEY	March 793	
1 -	1:08.082	6 - 1:19.608P	
2 -	1:04.032		
3 -	1:04.595		
4 -	1:02.246		
5 -	1:04.526		
45	Robert PEARSON	Van Diemen RF82	
1 -	1:28.758	6 - 1:05.485	11 - 1:06.147
2 -	1:10.499	7 - 1:05.392	12 - 1:04.869
3 -	1:08.675	8 - 1:05.662	13 - 1:05.175
4 -	1:05.367	9 - 1:06.433	14 - 1:04.859
5 -	1:06.157	10 - 1:06.666	
47	Andy LANGRIDGE	Dastle Mk10	
1 -	1:19.551	6 - 1:07.053	11 - 1:06.612
2 -	1:09.766	7 - 1:06.734	12 - 1:07.355
3 -	1:07.756	8 - 1:06.225	13 - 1:07.312
4 -	1:07.350	9 - 1:06.563	14 - 1:07.787
5 -	1:06.843	10 - 1:07.928	
50	Clive WOOD	Van Diemen RF82	
55	Maxim BARTELL	Chevron B34	
1 -	1:07.543	6 - 1:01.596	11 - 1:01.891
2 -	1:02.835	7 - 1:02.345	12 - 1:01.890
3 -	1:02.084	8 - 1:01.272	13 - 1:01.682
4 -	1:01.389	9 - 1:01.634	14 - 1:01.277
5 -	1:01.221	10 - 1:01.395	15 - 1:01.231
62	Graham KIDDY	Argo JM3	
1 -	1:10.080	6 - 1:03.045	11 - 1:02.592
2 -	1:05.700	7 - 1:03.087	12 - 1:02.314
3 -	1:04.436	8 - 1:02.613	13 - 1:03.215
4 -	1:03.202	9 - 1:02.004	14 - 1:02.721
5 -	1:02.726	10 - 1:02.232	15 - 1:03.507

Weather/Track: Cloud/Dry

Classic Formula 3 with URS FF2000 and Classic Racing Cars
RACE 6 - LAP ANALYSIS - Silverstone - 17 October 2015
 (contd.)

74	Seamus DOYLE	Lola T580
1 - 1:22.841	6 - 1:12.091	11 - 1:11.538
2 - 1:14.194	7 - 1:13.338	12 - 1:11.494
3 - 1:13.470	8 - 1:11.591	13 - 1:12.812
4 - 1:12.321	9 - 1:10.831	
5 - 1:12.768	10 - 1:11.347	
77	Timothy LYONS	Ralt RT3
1 - 1:11.129	6 - 1:03.662	11 - 1:03.470
2 - 1:05.705	7 - 1:03.916	12 - 1:03.324
3 - 1:06.045	8 - 1:02.816	13 - 1:03.024
4 - 1:04.412	9 - 1:02.813	14 - 1:03.197
5 - 1:03.527	10 - 1:03.253	15 - 1:02.560
82	Paul SMITH	Martini MK31
1 - 1:21.150	6 - 1:03.383	11 - 1:01.590
2 - 1:08.504	7 - 1:03.093	12 - 1:01.327
3 - 1:06.070	8 - 1:02.408	13 - 1:01.705
4 - 1:05.048	9 - 1:01.742	14 - 1:02.835
5 - 1:02.770	10 - 1:03.176	15 - 1:02.189
93	Rudolf ERNST	Ralt RT1
1 - 1:09.632	6 - 1:03.729	11 - 1:02.551
2 - 1:05.204	7 - 1:03.048	12 - 1:02.578
3 - 1:05.495	8 - 1:04.218	13 - 1:04.250
4 - 1:05.289	9 - 1:03.346	14 - 1:02.712
5 - 1:02.551	10 - 1:04.069	15 - 1:02.203
98	Rodney TOFT	Van Diemen RF82
1 - 1:13.774	6 - 1:06.066	11 - 1:05.995
2 - 1:06.256	7 - 1:06.026	12 - 1:06.571
3 - 1:06.093	8 - 1:06.027	13 - 1:06.219
4 - 1:06.186	9 - 1:05.536	14 - 1:08.332
5 - 1:05.767	10 - 1:04.789	
114	Colin MCKAY	Delta T79
1 - 1:17.057	6 - 1:08.271	11 - 1:07.641
2 - 1:07.834	7 - 1:07.530	12 - 1:06.765
3 - 1:08.981	8 - 1:06.554	13 - 1:06.964
4 - 1:07.368	9 - 1:06.579	14 - 1:06.775
5 - 1:06.846	10 - 1:07.567	

Weather/Track: Cloud/Dry

Classic Formula 3 with URS FF2000 and Classic Racing Cars
RACE 6 - LAP ANALYSIS - Silverstone - 17 October 2015
 (contd.)

117	Keith WHITE			Ralt RT1	
1 -	1:06.103	6 -	1:01.997	11 -	1:02.153
2 -	1:02.581	7 -	1:01.517	12 -	1:00.936
3 -	1:01.715	8 -	1:01.673	13 -	1:00.949
4 -	1:01.452	9 -	1:01.944	14 -	1:01.088
5 -	1:01.178	10 -	1:01.742	15 -	1:01.819
123	Colin PAINTER			Oliroy C1	
1 -	1:23.118	6 -	1:10.730	11 -	1:12.112
2 -	1:14.204	7 -	1:11.841	12 -	1:10.946
3 -	1:13.946	8 -	1:12.104	13 -	1:09.532
4 -	1:11.930	9 -	1:09.392		
5 -	1:14.101	10 -	1:09.063		
177	Richard ROBINSON			Van Diemen RF82	
1 -	1:18.085	6 -	1:05.734	11 -	1:06.098
2 -	1:09.517	7 -	1:06.659	12 -	1:06.990
3 -	1:07.709	8 -	1:05.618	13 -	1:06.178
4 -	1:06.784	9 -	1:05.894	14 -	1:06.604
5 -	1:06.114	10 -	1:06.714		

Weather/Track: Cloud/Dry

www.mstworld.com

Page 6 of 6

Silverstone
 Circuit Length = 1.6390 miles.
 Start: 16:16 End: 16:32

Printed - 16:34 Saturday, 17 October 2015

Classic Formula 3 with URS FF2000 and Classic Racing Cars
RACE 6 - LAP CHART - Silverstone - 17 October 2015

Lap 1			Lap 2			Lap 3			Lap 4			Lap 5		
No	Behind	Laptime	No	Behind	Laptime	No	Behind	Laptime	No	Behind	Laptime	No	Behind	Laptime
9		1:05.279	9		1:01.549	9		1:01.625	9		1:00.994	9		1:00.834
7	0.657	1:05.936	7	1.533	1:02.425	7	1.586	1:01.678	7	1.679	1:01.087	7	1.881	1:01.036
117	0.824	1:06.103	117	1.856	1:02.581	117	1.946	1:01.715	117	2.404	1:01.452	117	2.748	1:01.178
32	2.024	1:07.303	32	2.738	1:02.263	32	3.041	1:01.928	32	3.477	1:01.430	32	3.854	1:01.211
33	2.068	1:07.347	55	3.550	1:02.835	55	4.009	1:02.084	55	4.404	1:01.389	55	4.791	1:01.221
55	2.264	1:07.543	33	4.616	1:04.097	33	6.363	1:03.372	33	7.978	1:02.609	30	8.773	1:01.368
3	2.525	1:07.804	44	5.286	1:04.032	30	7.623	1:03.700	30	8.239	1:01.610	33	9.911	1:02.767
44	2.803	1:08.082	30	5.548	1:03.814	44	8.256	1:04.595	44	9.508	1:02.246	44	13.200	1:04.526
30	3.283	1:08.562	93	8.008	1:05.204	62	11.763	1:04.436	62	13.971	1:03.202	62	15.863	1:02.726
93	4.353	1:09.632	62	8.952	1:05.700	93	11.878	1:05.495	12	15.438	1:03.928	12	17.605	1:03.001
62	4.801	1:10.080	12	9.689	1:05.744	12	12.504	1:04.440	93	16.173	1:05.289	93	17.890	1:02.551
12	5.494	1:10.773	77	10.006	1:05.705	5	13.640	1:04.529	5	17.112	1:04.466	17	20.024	1:03.309
77	5.850	1:11.129	5	10.736	1:05.698	17	14.170	1:04.950	17	17.549	1:04.373	5	20.293	1:04.015
17	6.403	1:11.682	17	10.845	1:05.991	77	14.426	1:06.045	77	17.844	1:04.412	77	20.537	1:03.527
5	6.587	1:11.866	15	11.377	1:05.271	15	14.945	1:05.193	15	18.797	1:04.846	29	21.644	1:03.230
15	7.655	1:12.934	98	13.202	1:06.256	29	16.555	1:04.888	29	19.248	1:03.687	15	22.418	1:04.455
98	8.495	1:13.774	29	13.292	1:04.923	98	17.670	1:06.093	98	22.862	1:06.186	98	27.795	1:05.767
8	9.657	1:14.936	8	15.835	1:07.727	8	21.086	1:06.876	8	25.713	1:05.621	6	30.935	1:05.887
29	9.918	1:15.197	6	16.389	1:07.257	6	21.666	1:06.902	6	25.882	1:05.210	8	31.661	1:06.782
6	10.681	1:15.960	114	18.063	1:07.834	114	25.419	1:08.981	82	31.325	1:05.048	82	33.261	1:02.770
114	11.778	1:17.057	177	20.774	1:09.517	177	26.858	1:07.709	114	31.793	1:07.368	114	37.805	1:06.846
177	12.806	1:18.085	11	21.315	1:09.051	82	27.271	1:06.070	177	32.648	1:06.784	177	37.928	1:06.114
11	13.813	1:19.092	47	22.489	1:09.766	11	27.599	1:07.909	11	33.168	1:06.563	11	38.666	1:06.332
47	14.272	1:19.551	82	22.826	1:08.504	47	28.620	1:07.756	47	34.976	1:07.350	47	40.985	1:06.843
14	14.616	1:19.895	14	24.533	1:11.466	14	33.831	1:10.923	14	43.537	1:10.700	45	49.175	1:06.157
82	15.871	1:21.150	74	30.207	1:14.194	45	39.479	1:08.675	45	43.852	1:05.367	14	50.999	1:08.296
74	17.562	1:22.841	123	30.494	1:14.204	74	42.052	1:13.470	74	53.379	1:12.321			
123	17.839	1:23.118	45	32.429	1:10.499	123	42.815	1:13.946	123	53.751	1:11.930			
24	19.911	1:25.190	24	34.446	1:16.084	24	47.019	1:14.198	24	59.832	1:13.807			
45	23.479	1:28.758												

Weather/Track: Cloud/Dry

Classic Formula 3 with URS FF2000 and Classic Racing Cars

RACE 6 - LAP CHART - Silverstone - 17 October 2015

(contd.)

Lap 6			Lap 7			Lap 8			Lap 9			Lap 10		
No	Behind	Laptime	No	Behind	Laptime	No	Behind	Laptime	No	Behind	Laptime	No	Behind	Laptime
9		1:01.511	9		1:00.853	9		1:01.056	9		1:00.549	9		1:00.503
7	2.653	1:02.283	7	2.476	1:00.676	7	1.916	1:00.496	45	1 LAP	1:05.662	11	1 LAP	1:05.834
117	3.234	1:01.997	117	3.898	1:01.517	32	4.259	1:01.108	7	2.246	1:00.879	114	1 LAP	1:06.579
32	3.688	1:01.345	32	4.207	1:01.372	14	1 LAP	1:09.254	32	5.496	1:01.786	7	2.838	1:01.095
74	1 LAP	1:12.768	55	6.368	1:02.345	117	4.515	1:01.673	117	5.910	1:01.944	47	1 LAP	1:06.563
55	4.876	1:01.596	30	9.076	1:01.498	55	6.584	1:01.272	55	7.669	1:01.634	32	6.236	1:01.243
123	1 LAP	1:14.101	33	12.597	1:02.511	30	8.741	1:00.721	30	9.431	1:01.239	117	7.149	1:01.742
30	8.431	1:01.169	74	1 LAP	1:12.091	33	13.423	1:01.882	14	1 LAP	1:08.377	45	1 LAP	1:06.433
33	10.939	1:02.539	123	1 LAP	1:10.730	62	21.188	1:02.613	33	14.681	1:01.807	55	8.561	1:01.395
24	1 LAP	1:15.837	62	19.631	1:03.087	12	25.098	1:04.302	62	22.643	1:02.004	30	9.740	1:00.812
62	17.397	1:03.045	12	21.852	1:03.537	93	25.465	1:04.218	12	28.071	1:03.522	33	15.841	1:01.663
12	19.168	1:03.074	93	22.303	1:03.048	123	1 LAP	1:11.841	93	28.262	1:03.346	14	1 LAP	1:08.381
93	20.108	1:03.729	77	25.751	1:03.916	74	1 LAP	1:13.338	77	29.775	1:02.813	62	24.372	1:02.232
17	22.489	1:03.976	17	26.310	1:04.674	77	27.511	1:02.816	29	31.688	1:03.443	12	31.598	1:04.030
77	22.688	1:03.662	29	26.381	1:03.908	29	28.794	1:03.469	17	32.654	1:03.825	93	31.828	1:04.069
5	23.239	1:04.457	5	27.033	1:04.647	17	29.378	1:04.124	5	33.343	1:03.834	77	32.525	1:03.253
29	23.326	1:03.193	24	1 LAP	1:15.503	5	30.058	1:04.081	15	35.190	1:05.082	29	33.441	1:02.256
15	24.849	1:03.942	15	28.131	1:04.135	15	30.657	1:03.582	123	1 LAP	1:12.104	17	35.494	1:03.343
44	31.297	1:19.608P	82	37.373	1:03.093	82	38.725	1:02.408	74	1 LAP	1:11.591	5	36.111	1:03.271
98	32.350	1:06.066	98	37.523	1:06.026	98	42.494	1:06.027	82	39.918	1:01.742	15	37.966	1:03.279
6	34.960	1:05.536	6	39.969	1:05.862	24	1 LAP	1:15.455	98	47.481	1:05.536	82	42.591	1:03.176
82	35.133	1:03.383	8	41.724	1:05.826	6	44.040	1:05.127	6	48.905	1:05.414	123	1 LAP	1:09.392
8	36.751	1:06.601	177	47.957	1:06.659	8	45.860	1:05.192	8	50.754	1:05.443	74	1 LAP	1:10.831
177	42.151	1:05.734	11	50.361	1:06.546	177	52.519	1:05.618	24	1 LAP	1:15.182	98	51.767	1:04.789
114	44.565	1:08.271	114	51.242	1:07.530	11	55.078	1:05.773	177	57.864	1:05.894	6	53.234	1:04.832
11	44.668	1:07.513	47	52.408	1:06.734	114	56.740	1:06.554				8	55.650	1:05.399
47	46.527	1:07.053	45	57.688	1:05.392	47	57.577	1:06.225						
45	53.149	1:05.485												
14	57.055	1:07.567												

Weather/Track: Cloud/Dry

www.mstworld.com

Page 2 of 3

Silverstone
Circuit Length = 1.6390 miles.
Start: 16:16 End: 16:32

Printed - 16:34 Saturday, 17 October 2015

Classic Formula 3 with URS FF2000 and Classic Racing Cars

RACE 6 - LAP CHART - Silverstone - 17 October 2015

(contd.)

Lap 11			Lap 12			Lap 13			Lap 14			Lap 15		
No	Behind	Laptime	No	Behind	Laptime	No	Behind	Laptime	No	Behind	Laptime	No	Behind	Laptime
9		1:01.155	9		1:00.950	9		1:01.485	9		1:00.328	9		1:00.717
7	2.782	1:01.099	7	2.117	1:00.285	98	1 LAP	1:06.571	7	2.490	1:00.893	7	1.986	1:00.213
177	1 LAP	1:06.714	32	6.737	1:01.301	6	1 LAP	1:05.149	98	1 LAP	1:06.219	32	9.221	1:01.739
11	1 LAP	1:06.756	177	1 LAP	1:06.098	7	1.925	1:01.293	6	1 LAP	1:06.208	117	9.459	1:01.819
32	6.386	1:01.305	117	8.133	1:00.936	123	2 LAPS	1:12.112	32	8.199	1:01.837	30	11.355	1:00.600
117	8.147	1:02.153	55	10.237	1:01.890	8	1 LAP	1:07.386	117	8.357	1:01.088	6	1 LAP	1:05.385
114	1 LAP	1:07.567	30	10.543	1:01.848	32	6.690	1:01.438	55	11.383	1:01.277	55	11.897	1:01.231
55	9.297	1:01.891	11	1 LAP	1:06.536	117	7.597	1:00.949	30	11.472	1:01.097	98	1 LAP	1:08.332
30	9.645	1:01.060	114	1 LAP	1:07.641	74	2 LAPS	1:11.538	8	1 LAP	1:08.409	8	1 LAP	1:05.571
47	1 LAP	1:07.928	47	1 LAP	1:06.612	55	10.434	1:01.682	123	2 LAPS	1:10.946	33	19.652	1:01.260
24	2 LAPS	1:17.051	33	16.799	1:01.546	30	10.703	1:01.645	33	19.109	1:01.562	123	2 LAPS	1:09.532
45	1 LAP	1:06.666	45	1 LAP	1:06.147	177	1 LAP	1:06.990	74	2 LAPS	1:11.494	177	1 LAP	1:06.604
33	16.203	1:01.517	24	2 LAPS	1:13.843	33	17.875	1:02.561	177	1 LAP	1:06.178	45	1 LAP	1:04.859
62	25.809	1:02.592	62	27.173	1:02.314	114	1 LAP	1:06.765	45	1 LAP	1:05.175	74	2 LAPS	1:12.812
14	1 LAP	1:07.167	14	1 LAP	1:07.344	47	1 LAP	1:07.355	114	1 LAP	1:06.964	114	1 LAP	1:06.775
93	33.224	1:02.551	93	34.852	1:02.578	45	1 LAP	1:04.869	47	1 LAP	1:07.312	62	34.086	1:03.507
12	34.557	1:04.114	12	36.676	1:03.069	11	1 LAP	1:13.790	11	1 LAP	1:07.377	47	1 LAP	1:07.787
77	34.840	1:03.470	77	37.214	1:03.324	62	28.903	1:03.215	62	31.296	1:02.721	11	1 LAP	1:06.460
29	35.086	1:02.800	29	37.616	1:03.480	24	2 LAPS	1:12.256	93	40.001	1:02.712	93	41.487	1:02.203
17	37.739	1:03.400	17	40.162	1:03.373	93	37.617	1:04.250	12	41.118	1:02.940	12	42.836	1:02.435
5	38.135	1:03.179	5	40.617	1:03.432	14	1 LAP	1:07.403	77	41.622	1:03.197	77	43.465	1:02.560
15	40.396	1:03.585	15	42.410	1:02.964	12	38.506	1:03.315	29	42.898	1:04.062	29	44.540	1:02.359
82	43.026	1:01.590	82	43.403	1:01.327	77	38.753	1:03.024	17	45.509	1:03.818	82	47.602	1:02.189
123	1 LAP	1:09.063				29	39.164	1:03.033	5	46.043	1:03.813	17	48.586	1:03.794
98	56.607	1:05.995				17	42.019	1:03.342	82	46.130	1:02.835	5	49.007	1:03.681
6	58.252	1:06.173				5	42.558	1:03.426	15	48.107	1:03.810	15	51.547	1:04.157
74	1 LAP	1:11.347				82	43.623	1:01.705	14	1 LAP	1:10.344	14	1 LAP	1:07.346
8	1:00.366	1:05.871				15	44.625	1:03.700	24	2 LAPS	1:15.110	24	2 LAPS	1:11.785

Weather/Track: Cloud/Dry

www.mstworld.com

Page 3 of 3

Silverstone
Circuit Length = 1.6390 miles.
Start: 16:16 End: 16:32

Printed - 16:34 Saturday, 17 October 2015

HSCC Guards Trophy supported by Dunlop Tyres

RACE 7 - CLASSIFICATION - Silverstone - 17 October 2015

POS	NO	CL	DRIVER(S)	NAT	CAR	TIME	LAPS	GAP	MPH	BEST
1	2	srE	George TIZZARD		Lenham Spider	14:56.096	14		91.85	1:02.879
2	34	srD	James SCHRYVER		Chevron B8	15:01.997	14	5.901	91.25	1:03.387
3	49	srD	Michael SCHRYVER		Chevron B6	15:02.415	14	6.319	91.20	1:02.962
4	42	srD	Mark COLMAN		Chevron B8	15:02.668	14	6.572	91.18	1:03.147
5	32	srD	Charles ALLISON		Chevron B8	15:02.918	14	6.822	91.15	1:03.272
6	33	srE	Jon WAGGITT		Lenham P69	15:18.736	14	22.640	89.58	1:03.625
7	77	D	Mike GARDINER		TVR Griffith	15:24.185	14	28.089	89.05	1:04.451
8	5	srB	Sam THOMAS		Brabham BT5	15:43.118	14	47.022	87.27	1:06.175
9	14	D	John SPIERS		TVR Griffith	15:44.247	14	48.151	87.16	1:06.137
10	41	srE	Brian CASEY		Lenham P69	15:56.357	14	1:00.261	86.06	1:06.845
11	6	srD	Nic THOMPSON		Chevron B6	15:59.533	14	1:03.437	85.77	1:07.268
12	52	srB	George DAWS		Merlyn 6A	16:00.635	14	1:04.539	85.68	1:07.126
13	106	srD	Ian MCDONALD		Ginetta G16	16:00.840	14	1:04.744	85.66	1:06.467
14	98	D	Kevin KIVLOCHAN		TVR Griffith 400	16:06.357	14	1:10.261	85.17	1:07.171
15	25	srB	Michael HIBBERD		Lotus 23B	14:56.641	13	1 LAP	85.21	1:05.800
16	67	A	Andrew SMITH		Marcos 1800 GT	15:16.895	13	1 LAP	83.33	1:09.337
17	36	A	Andrew GARSIDE		Lotus Elan GTS	15:18.142	13	1 LAP	83.21	1:09.366
18	105	srE	Mark GODFREY		Ginetta G12	15:18.851	13	1 LAP	83.15	1:09.371
19	19	A	Nick PANCISI		Lotus Elan S1 GTS	15:19.281	13	1 LAP	83.11	1:08.834
20	79	A	Mark MARTIN		Lotus 26R	15:27.317	13	1 LAP	82.39	1:09.367
21	96	A	Sean MCCLURG		Lotus Elan	15:36.295	13	1 LAP	81.60	1:10.324
22	12	C	Grahame BULL		Jaguar E-type	15:37.237	13	1 LAP	81.52	1:10.609
23	93	srB	Richard GRUBE		DRW Mk6	15:48.496	13	1 LAP	80.55	1:10.688
24	119	A	Andrew WILKINSON		Jaguar XK120	15:09.036	12	2 LAPS	77.56	1:13.524
25	64	B	Martin RICHARDSON		MG B	15:13.035	12	2 LAPS	77.22	1:14.449
26	94	B	Andrew BENTLEY		MG B	15:14.023	12	2 LAPS	77.13	1:14.258
27	11	D	Andy DEE-CROWNE		Chevrolet Corvette	15:34.964	11	3 LAPS	69.10	1:19.884

FASTEST LAP

2	srE	George TIZZARD	Lenham Spider	1:02.879	3	93.83mph	151.01kph
49	srD	Michael SCHRYVER	Chevron B6	1:02.962	8	93.71mph	150.81kph
77	D	Mike GARDINER	TVR Griffith	1:04.451	4	91.54mph	147.33kph
25	srB	Michael HIBBERD	Lotus 23B	1:05.800	2	89.67mph	144.31kph
19	A	Nick PANCISI	Lotus Elan S1 GTS	1:08.834	5	85.71mph	137.95kph
12	C	Grahame BULL	Jaguar E-type	1:10.609	13	83.56mph	134.48kph
94	B	Andrew BENTLEY	MG B	1:14.258	3	79.45mph	127.87kph

Weather/Track: Cloud/Dry

These results are provisional until the conclusion of any judicial and technical matters.

Silverstone
Circuit Length = 1.6390 miles.
Start: 16:45 End: 17:00

Clerk of the Course:	Timekeeper:
----------------------	-------------

HSCC Guards Trophy supported by Dunlop Tyres
RACE 7 - LAP ANALYSIS - Silverstone - 17 October 2015

2	George TIZZARD	Lenham Spider
1 - 1:06.396	6 - 1:03.411	11 - 1:03.432
2 - 1:02.997	7 - 1:05.003	12 - 1:03.210
3 - 1:02.879	8 - 1:03.268	13 - 1:05.975
4 - 1:03.152	9 - 1:05.710	14 - 1:04.099
5 - 1:03.296	10 - 1:03.268	
5	Sam THOMAS	Brabham BT5
1 - 1:14.327	6 - 1:06.573	11 - 1:06.242
2 - 1:07.764	7 - 1:06.459	12 - 1:06.175
3 - 1:06.356	8 - 1:07.147	13 - 1:06.409
4 - 1:06.482	9 - 1:07.652	14 - 1:06.687
5 - 1:06.862	10 - 1:07.983	
6	Nic THOMPSON	Chevron B6
1 - 1:12.836	6 - 1:07.858	11 - 1:08.866
2 - 1:09.094	7 - 1:07.559	12 - 1:07.369
3 - 1:09.135	8 - 1:08.149	13 - 1:07.718
4 - 1:07.902	9 - 1:08.658	14 - 1:09.434
5 - 1:07.268	10 - 1:07.687	
11	Andy DEE-CROWNE	Chevrolet Corvette
1 - 1:34.582	6 - 1:25.685	11 - 1:27.523
2 - 1:20.976	7 - 1:25.057	
3 - 1:19.884	8 - 1:22.724	
4 - 1:26.695	9 - 1:22.989	
5 - 1:25.455	10 - 1:23.394	
12	Grahame BULL	Jaguar E-type
1 - 1:20.367	6 - 1:11.068	11 - 1:11.829
2 - 1:11.343	7 - 1:10.819	12 - 1:10.816
3 - 1:11.281	8 - 1:11.705	13 - 1:10.609
4 - 1:11.943	9 - 1:12.128	
5 - 1:11.831	10 - 1:11.498	
14	John SPIERS	TVR Griffith
1 - 1:11.866	6 - 1:06.230	11 - 1:08.135
2 - 1:06.137	7 - 1:06.802	12 - 1:07.593
3 - 1:06.328	8 - 1:06.574	13 - 1:07.508
4 - 1:07.120	9 - 1:07.792	14 - 1:07.747
5 - 1:07.145	10 - 1:07.270	

Weather/Track: Cloud/Dry

www.mstworld.com

Page 1 of 5

Silverstone
 Circuit Length = 1.6390 miles.
 Start: 16:45 End: 17:00

Printed - 17:03 Saturday, 17 October 2015

HSCC Guards Trophy supported by Dunlop Tyres
RACE 7 - LAP ANALYSIS - Silverstone - 17 October 2015
 (contd.)

19	Nick PANCISI	Lotus Elan S1 GTS
1 - 1:19.399	6 - 1:10.110	11 - 1:10.127
2 - 1:10.503	7 - 1:09.763	12 - 1:09.971
3 - 1:10.533	8 - 1:10.793	13 - 1:10.230
4 - 1:09.665	9 - 1:09.624	
5 - 1:08.834	10 - 1:09.729	
25	Michael HIBBERD	Lotus 23B
1 - 1:11.483	6 - 1:07.661	11 - 1:07.030
2 - 1:05.800	7 - 1:06.672	12 - 1:06.932
3 - 1:26.781	8 - 1:08.254	13 - 1:06.131
4 - 1:07.634	9 - 1:07.920	
5 - 1:07.337	10 - 1:07.006	
32	Charles ALLISON	Chevron B8
1 - 1:08.288	6 - 1:04.025	11 - 1:03.456
2 - 1:04.926	7 - 1:04.390	12 - 1:05.074
3 - 1:05.091	8 - 1:03.764	13 - 1:03.272
4 - 1:04.050	9 - 1:03.937	14 - 1:03.483
5 - 1:04.209	10 - 1:04.953	
33	Jon WAGGITT	Lenham P69
1 - 1:09.851	6 - 1:03.962	11 - 1:05.817
2 - 1:05.610	7 - 1:05.696	12 - 1:05.228
3 - 1:04.720	8 - 1:05.824	13 - 1:05.249
4 - 1:04.440	9 - 1:05.863	14 - 1:07.289
5 - 1:03.625	10 - 1:05.562	
34	James SCHRYVER	Chevron B8
1 - 1:07.928	6 - 1:03.797	11 - 1:05.074
2 - 1:04.948	7 - 1:03.596	12 - 1:04.964
3 - 1:03.873	8 - 1:03.387	13 - 1:04.036
4 - 1:03.563	9 - 1:04.567	14 - 1:04.049
5 - 1:03.624	10 - 1:04.591	
36	Andrew GARSIDE	Lotus Elan GTS
1 - 1:19.114	6 - 1:09.980	11 - 1:10.559
2 - 1:10.528	7 - 1:10.239	12 - 1:09.553
3 - 1:10.285	8 - 1:09.366	13 - 1:09.980
4 - 1:09.642	9 - 1:09.419	
5 - 1:10.045	10 - 1:09.432	

Weather/Track: Cloud/Dry

HSCC Guards Trophy supported by Dunlop Tyres
RACE 7 - LAP ANALYSIS - Silverstone - 17 October 2015
 (contd.)

41	Brian CASEY	Lenham P69
1 - 1:14.616	6 - 1:07.742	11 - 1:08.361
2 - 1:07.986	7 - 1:07.574	12 - 1:07.142
3 - 1:08.846	8 - 1:08.016	13 - 1:07.652
4 - 1:08.065	9 - 1:07.865	14 - 1:08.372
5 - 1:07.275	10 - 1:06.845	
42	Mark COLMAN	Chevron B8
1 - 1:10.408	6 - 1:03.781	11 - 1:03.401
2 - 1:04.573	7 - 1:03.807	12 - 1:05.023
3 - 1:04.863	8 - 1:03.147	13 - 1:03.712
4 - 1:04.467	9 - 1:03.436	14 - 1:03.857
5 - 1:03.691	10 - 1:04.502	
49	Michael SCHRYVER	Chevron B6
1 - 1:07.717	6 - 1:03.361	11 - 1:03.623
2 - 1:05.070	7 - 1:03.838	12 - 1:04.164
3 - 1:05.318	8 - 1:02.962	13 - 1:04.054
4 - 1:03.717	9 - 1:04.959	14 - 1:04.625
5 - 1:04.398	10 - 1:04.609	
52	George DAWS	Merlyn 6A
1 - 1:15.863	6 - 1:07.490	11 - 1:08.578
2 - 1:09.060	7 - 1:07.860	12 - 1:07.126
3 - 1:09.749	8 - 1:07.701	13 - 1:08.307
4 - 1:07.658	9 - 1:07.376	14 - 1:08.961
5 - 1:07.545	10 - 1:07.361	
64	Martin RICHARDSON	MG B
1 - 1:24.058	6 - 1:15.654	11 - 1:15.157
2 - 1:14.851	7 - 1:14.880	12 - 1:15.804
3 - 1:15.146	8 - 1:15.354	
4 - 1:14.449	9 - 1:15.568	
5 - 1:14.541	10 - 1:17.573	
67	Andrew SMITH	Marcos 1800 GT
1 - 1:18.428	6 - 1:09.954	11 - 1:09.683
2 - 1:09.964	7 - 1:09.508	12 - 1:09.612
3 - 1:10.807	8 - 1:10.790	13 - 1:09.776
4 - 1:09.622	9 - 1:10.071	
5 - 1:09.343	10 - 1:09.337	

Weather/Track: Cloud/Dry

HSCC Guards Trophy supported by Dunlop Tyres
RACE 7 - LAP ANALYSIS - Silverstone - 17 October 2015
 (contd.)

77	Mike GARDINER	TVR Griffith
1 - 1:09.854	6 - 1:04.939	11 - 1:05.791
2 - 1:04.712	7 - 1:05.288	12 - 1:06.599
3 - 1:05.006	8 - 1:06.445	13 - 1:05.570
4 - 1:04.451	9 - 1:05.741	14 - 1:07.781
5 - 1:06.477	10 - 1:05.531	
79	Mark MARTIN	Lotus 26R
1 - 1:18.767	6 - 1:10.477	11 - 1:10.616
2 - 1:10.395	7 - 1:11.317	12 - 1:09.425
3 - 1:11.074	8 - 1:09.537	13 - 1:11.209
4 - 1:10.599	9 - 1:10.064	
5 - 1:09.367	10 - 1:14.470	
93	Richard GRUBE	DRW Mk6
1 - 1:21.211	6 - 1:11.351	11 - 1:10.865
2 - 1:11.082	7 - 1:11.064	12 - 1:11.688
3 - 1:11.172	8 - 1:11.384	13 - 1:10.688
4 - 1:11.707	9 - 1:22.295	
5 - 1:11.937	10 - 1:12.052	
94	Andrew BENTLEY	MG B
1 - 1:25.374	6 - 1:16.166	11 - 1:15.937
2 - 1:15.001	7 - 1:15.949	12 - 1:15.220
3 - 1:14.258	8 - 1:15.874	
4 - 1:14.587	9 - 1:14.863	
5 - 1:14.444	10 - 1:16.350	
96	Sean MCCLURG	Lotus Elan
1 - 1:21.646	6 - 1:10.744	11 - 1:10.980
2 - 1:11.076	7 - 1:10.344	12 - 1:10.534
3 - 1:12.279	8 - 1:11.889	13 - 1:12.132
4 - 1:10.324	9 - 1:12.132	
5 - 1:10.998	10 - 1:11.217	
98	Kevin KIVLOCHAN	TVR Griffith 400
1 - 1:14.110	6 - 1:08.140	11 - 1:08.562
2 - 1:09.852	7 - 1:07.171	12 - 1:07.372
3 - 1:08.773	8 - 1:07.528	13 - 1:07.329
4 - 1:08.301	9 - 1:07.777	14 - 1:15.961
5 - 1:07.596	10 - 1:07.885	

Weather/Track: Cloud/Dry

HSCC Guards Trophy supported by Dunlop Tyres
RACE 7 - LAP ANALYSIS - Silverstone - 17 October 2015
 (contd.)

105	Mark GODFREY	Ginetta G12
1 - 1:17.333	6 - 1:11.679	11 - 1:09.796
2 - 1:09.834	7 - 1:11.018	12 - 1:09.925
3 - 1:10.240	8 - 1:09.371	13 - 1:09.628
4 - 1:10.245	9 - 1:09.531	
5 - 1:10.662	10 - 1:09.589	
106	Ian MCDONALD	Ginetta G16
1 - 1:20.279	6 - 1:07.282	11 - 1:08.789
2 - 1:07.584	7 - 1:06.467	12 - 1:06.594
3 - 1:10.037	8 - 1:07.923	13 - 1:06.512
4 - 1:07.698	9 - 1:07.145	14 - 1:09.960
5 - 1:07.483	10 - 1:07.087	
119	Andrew WILKINSON	Jaguar XK120
1 - 1:24.726	6 - 1:16.187	11 - 1:14.298
2 - 1:14.634	7 - 1:15.327	12 - 1:15.686
3 - 1:13.524	8 - 1:15.621	
4 - 1:13.785	9 - 1:15.144	
5 - 1:14.071	10 - 1:16.033	

Weather/Track: Cloud/Dry

www.mstworld.com

Page 5 of 5

Silverstone
 Circuit Length = 1.6390 miles.
 Start: 16:45 End: 17:00

Printed - 17:03 Saturday, 17 October 2015

HSCC Guards Trophy supported by Dunlop Tyres
RACE 7 - LAP CHART - Silverstone - 17 October 2015

Lap 1			Lap 2			Lap 3			Lap 4			Lap 5		
No	Behind	Laptime	No	Behind	Laptime	No	Behind	Laptime	No	Behind	Laptime	No	Behind	Laptime
2		1:06.396	2		1:02.997	2		1:02.879	2		1:03.152	2		1:03.296
49	1.321	1:07.717	49	3.394	1:05.070	34	4.477	1:03.873	11	1 LAP	1:19.884	34	5.216	1:03.624
34	1.532	1:07.928	34	3.483	1:04.948	49	5.833	1:05.318	34	4.888	1:03.563	49	7.500	1:04.398
32	1.892	1:08.288	32	3.821	1:04.926	32	6.033	1:05.091	49	6.398	1:03.717	32	7.844	1:04.209
33	3.455	1:09.851	77	5.173	1:04.712	77	7.300	1:05.006	32	6.931	1:04.050	42	9.282	1:03.691
77	3.458	1:09.854	42	5.588	1:04.573	42	7.572	1:04.863	77	8.599	1:04.451	33	9.526	1:03.625
42	4.012	1:10.408	33	6.068	1:05.610	33	7.909	1:04.720	42	8.887	1:04.467	77	11.780	1:06.477
25	5.087	1:11.483	25	7.890	1:05.800	14	12.059	1:06.328	33	9.197	1:04.440	14	19.876	1:07.145
14	5.470	1:11.866	14	8.610	1:06.137	5	16.175	1:06.356	14	16.027	1:07.120	5	23.071	1:06.862
6	6.440	1:12.836	6	12.537	1:09.094	6	18.793	1:09.135	5	19.505	1:06.482	11	1 LAP	1:26.695
98	7.714	1:14.110	5	12.698	1:07.764	41	19.176	1:08.846	6	23.543	1:07.902	6	27.515	1:07.268
5	7.931	1:14.327	41	13.209	1:07.986	98	20.463	1:08.773	41	24.089	1:08.065	41	28.068	1:07.275
41	8.220	1:14.616	98	14.569	1:09.852	52	22.400	1:09.749	98	25.612	1:08.301	98	29.912	1:07.596
52	9.467	1:15.863	52	15.530	1:09.060	105	25.135	1:10.240	52	26.906	1:07.658	52	31.155	1:07.545
105	10.937	1:17.333	105	17.774	1:09.834	106	25.628	1:10.037	106	30.174	1:07.698	106	34.361	1:07.483
67	12.032	1:18.428	106	18.470	1:07.584	67	26.927	1:10.807	105	32.228	1:10.245	67	39.444	1:09.343
79	12.371	1:18.767	67	18.999	1:09.964	36	27.655	1:10.285	67	33.397	1:09.622	105	39.594	1:10.662
36	12.718	1:19.114	79	19.769	1:10.395	79	27.964	1:11.074	36	34.145	1:09.642	19	40.214	1:08.834
19	13.003	1:19.399	36	20.249	1:10.528	19	28.163	1:10.533	19	34.676	1:09.665	25	40.315	1:07.337
106	13.883	1:20.279	19	20.509	1:10.503	12	30.719	1:11.281	79	35.411	1:10.599	36	40.894	1:10.045
12	13.971	1:20.367	12	22.317	1:11.343	93	31.193	1:11.172	25	36.274	1:07.634	79	41.482	1:09.367
93	14.815	1:21.211	93	22.900	1:11.082	25	31.792	1:26.781	12	39.510	1:11.943	96	47.603	1:10.998
96	15.250	1:21.646	96	23.329	1:11.076	96	32.729	1:12.279	93	39.748	1:11.707	12	48.045	1:11.831
64	17.662	1:24.058	64	29.516	1:14.851	119	40.612	1:13.524	96	39.901	1:10.324	93	48.389	1:11.937
119	18.330	1:24.726	119	29.967	1:14.634	64	41.783	1:15.146	119	51.245	1:13.785	119	1:02.020	1:14.071
94	18.978	1:25.374	94	30.982	1:15.001	94	42.361	1:14.258	64	53.080	1:14.449			
11	28.186	1:34.582	11	46.165	1:20.976				94	53.796	1:14.587			

Weather/Track: Cloud/Dry

HSCC Guards Trophy supported by Dunlop Tyres
RACE 7 - LAP CHART - Silverstone - 17 October 2015
 (contd.)

Lap 6			Lap 7			Lap 8			Lap 9			Lap 10		
No	Behind	Laptime	No	Behind	Laptime	No	Behind	Laptime	No	Behind	Laptime	No	Behind	Laptime
2		1:03.411	2		1:05.003	2		1:03.268	2		1:05.710	2		1:03.268
64	1 LAP	1:14.541	34	4.195	1:03.596	11	2 LAPS	1:25.685	34	3.171	1:04.567	105	1 LAP	1:09.531
94	1 LAP	1:14.444	49	6.285	1:03.838	34	4.314	1:03.387	96	1 LAP	1:11.889	79	1 LAP	1:10.064
34	5.602	1:03.797	32	7.845	1:04.390	49	5.979	1:02.962	12	1 LAP	1:11.705	34	4.494	1:04.591
49	7.450	1:03.361	42	8.456	1:03.807	32	8.341	1:03.764	93	1 LAP	1:11.384	49	6.569	1:04.609
32	8.458	1:04.025	119	1 LAP	1:16.187	42	8.335	1:03.147	49	5.228	1:04.959	42	7.295	1:04.502
42	9.652	1:03.781	33	10.770	1:05.696	33	13.326	1:05.824	42	6.061	1:03.436	32	8.253	1:04.953
33	10.077	1:03.962	64	1 LAP	1:15.654	77	16.770	1:06.445	32	6.568	1:03.937	96	1 LAP	1:12.132
77	13.308	1:04.939	94	1 LAP	1:16.166	119	1 LAP	1:15.327	33	13.479	1:05.863	12	1 LAP	1:12.128
14	22.695	1:06.230	77	13.593	1:05.288	64	1 LAP	1:14.880	77	16.801	1:05.741	33	15.773	1:05.562
5	26.233	1:06.573	14	24.494	1:06.802	94	1 LAP	1:15.949	11	2 LAPS	1:25.057	77	19.064	1:05.531
6	31.962	1:07.858	5	27.689	1:06.459	14	27.800	1:06.574	14	29.882	1:07.792	93	1 LAP	1:22.295
41	32.399	1:07.742	6	34.518	1:07.559	5	31.568	1:07.147	119	1 LAP	1:15.621	14	33.884	1:07.270
98	34.641	1:08.140	41	34.970	1:07.574	6	39.399	1:08.149	64	1 LAP	1:15.354	5	38.225	1:07.983
52	35.234	1:07.490	98	36.809	1:07.171	41	39.718	1:08.016	5	33.510	1:07.652	11	2 LAPS	1:22.724
106	38.232	1:07.282	52	38.091	1:07.860	98	41.069	1:07.528	94	1 LAP	1:15.874	119	1 LAP	1:15.144
25	44.565	1:07.661	106	39.696	1:06.467	52	42.524	1:07.701	41	41.873	1:07.865	64	1 LAP	1:15.568
11	1 LAP	1:25.455	25	46.234	1:06.672	106	44.351	1:07.923	6	42.347	1:08.658	41	45.450	1:06.845
67	45.987	1:09.954	67	50.492	1:09.508	25	51.220	1:08.254	98	43.136	1:07.777	6	46.766	1:07.687
19	46.913	1:10.110	19	51.673	1:09.763	67	58.014	1:10.790	52	44.190	1:07.376	94	1 LAP	1:14.863
36	47.463	1:09.980	36	52.699	1:10.239	36	58.797	1:09.366	106	45.786	1:07.145	98	47.753	1:07.885
105	47.862	1:11.679	105	53.877	1:11.018	19	59.198	1:10.793	25	53.430	1:07.920	52	48.283	1:07.361
79	48.548	1:10.477	79	54.862	1:11.317	105	59.980	1:09.371	67	1:02.375	1:10.071	106	49.605	1:07.087
96	54.936	1:10.744	96	1:00.277	1:10.344	79	1:01.131	1:09.537	36	1:02.506	1:09.419	25	57.168	1:07.006
12	55.702	1:11.068	12	1:01.518	1:10.819				19	1:03.112	1:09.624			
93	56.329	1:11.351	93	1:02.390	1:11.064									

Weather/Track: Cloud/Dry

HSCC Guards Trophy supported by Dunlop Tyres
RACE 7 - LAP CHART - Silverstone - 17 October 2015
 (contd.)

Lap 11			Lap 12			Lap 13			Lap 14			Lap 15		
No	Behind	Laptime	No	Behind	Laptime	No	Behind	Laptime	No	Behind	Laptime	No	Behind	Laptime
2		1:03.432	2		1:03.210	2		1:05.975	2		1:04.099			
67	1 LAP	1:09.337	49	7.714	1:04.164	119	2 LAPS	1:14.298	25	1 LAP	1:06.131			
36	1 LAP	1:09.432	34	7.890	1:04.964	64	2 LAPS	1:15.157	34	5.901	1:04.049			
34	6.136	1:05.074	42	9.077	1:05.023	49	5.793	1:04.054	49	6.319	1:04.625			
19	1 LAP	1:09.729	32	10.141	1:05.074	34	5.951	1:04.036	42	6.572	1:03.857			
105	1 LAP	1:09.589	67	1 LAP	1:09.683	94	2 LAPS	1:15.937	32	6.822	1:03.483			
49	6.760	1:03.623	36	1 LAP	1:10.559	42	6.814	1:03.712	119	2 LAPS	1:15.686			
42	7.264	1:03.401	19	1 LAP	1:10.127	32	7.438	1:03.272	64	2 LAPS	1:15.804			
32	8.277	1:03.456	105	1 LAP	1:09.796	67	1 LAP	1:09.612	94	2 LAPS	1:15.220			
79	1 LAP	1:14.470	33	20.176	1:05.228	11	3 LAPS	1:23.394	67	1 LAP	1:09.776			
33	18.158	1:05.817	79	1 LAP	1:10.616	36	1 LAP	1:09.553	36	1 LAP	1:09.980			
96	1 LAP	1:11.217	77	24.812	1:06.599	19	1 LAP	1:09.971	33	22.640	1:07.289			
12	1 LAP	1:11.498	96	1 LAP	1:10.980	105	1 LAP	1:09.925	105	1 LAP	1:09.628			
77	21.423	1:05.791	12	1 LAP	1:11.829	33	19.450	1:05.249	19	1 LAP	1:10.230			
93	1 LAP	1:12.052	93	1 LAP	1:10.865	79	1 LAP	1:09.425	77	28.089	1:07.781			
14	38.587	1:08.135	14	42.970	1:07.593	77	24.407	1:05.570	79	1 LAP	1:11.209			
5	41.035	1:06.242	5	44.000	1:06.175	96	1 LAP	1:10.534	11	3 LAPS	1:27.523			
41	50.379	1:08.361	41	54.311	1:07.142	12	1 LAP	1:10.816	96	1 LAP	1:12.132			
6	52.200	1:08.866	6	56.359	1:07.369	5	44.434	1:06.409	12	1 LAP	1:10.609			
98	52.883	1:08.562	98	57.045	1:07.372	14	44.503	1:07.508	5	47.022	1:06.687			
52	53.429	1:08.578	52	57.345	1:07.126	93	1 LAP	1:11.688	14	48.151	1:07.747			
106	54.962	1:08.789	106	58.346	1:06.594	41	55.988	1:07.652	93	1 LAP	1:10.688			
119	1 LAP	1:16.033	25	1:04.488	1:06.932	6	58.102	1:07.718	41	1:00.261	1:08.372			
64	1 LAP	1:17.573				98	58.399	1:07.329	6	1:03.437	1:09.434			
94	1 LAP	1:16.350				106	58.883	1:06.512	52	1:04.539	1:08.961			
25	1:00.766	1:07.030				52	59.677	1:08.307	106	1:04.744	1:09.960			
11	2 LAPS	1:22.989							98	1:10.261	1:15.961			

Weather/Track: Cloud/Dry

HSCC Derek Bell Trophy

RACE 8 - CLASSIFICATION - Silverstone - 17 October 2015

POS	NO	CL	DRIVER	NAT	CAR	TIME	LAPS	GAP	MPH	BEST
1	54	B	Richard EVANS		March 79B	15:07.001	16		103.75	55.412
2	7	F	Neil GLOVER		Chevron B37	15:07.577	16	0.576	103.69	55.212
3	74	F	Frank LYONS		Gurney Eagle FA74	15:23.240	16	16.239	101.93	56.605
4	51	C	Andrew HIBBERD		Brabham BT38	15:24.509	16	17.508	101.79	56.663
5	69	B	Martyn DONN		Lola T760	15:59.507	16	52.506	98.07	58.681
6	46	B	Andrew HUXTABLE		Chevron B34	16:01.079	16	54.078	97.91	58.840
7	3	B	Matthew WRIGLEY		Ralt RT1	15:07.438	15	1 LAP	97.20	59.698
8	30	H	Paul DIBDEN		Argo JM6	15:17.374	15	1 LAP	96.15	1:00.618
9	5	C	Mike BARNBY		Modus M7	15:52.952	15	1 LAP	92.56	1:02.106
10	93	A	Rudolf ERNST		Ralt RT1	15:55.367	15	1 LAP	92.32	1:01.870
11	47	INV	Adrian LANGRIDGE		Dastle Mk10	15:11.136	14	2 LAPS	90.33	1:04.088

FASTEST LAP

7	F	Neil GLOVER	Chevron B37	55.212	16	106.86mph	171.98kph
54	B	Richard EVANS	March 79B	55.412	14	106.48mph	171.36kph
51	C	Andrew HIBBERD	Brabham BT38	56.663	7	104.13mph	167.58kph
30	H	Paul DIBDEN	Argo JM6	1:00.618	9	97.33mph	156.64kph
93	A	Rudolf ERNST	Ralt RT1	1:01.870	15	95.36mph	153.47kph
47	INV	Adrian LANGRIDGE	Dastle Mk10	1:04.088	12	92.06mph	148.16kph

Weather/Track: Cloud/Dry

These results are provisional until the conclusion of any judicial and technical matters.

Silverstone
Circuit Length = 1.6390 miles.
Start: 17:08 End: 17:23

Clerk of the Course:		Timekeeper:
----------------------	--	-------------

HSCC Derek Bell Trophy

RACE 8 - LAP ANALYSIS - Silverstone - 17 October 2015

3	Matthew WRIGLEY	Ralt RT1	
1 - 1:03.655	6 - 1:00.106	11 - 59.698	
2 - 1:01.044	7 - 1:00.093	12 - 1:00.412	
3 - 1:00.197	8 - 1:00.251	13 - 1:00.322	
4 - 59.818	9 - 1:00.597	14 - 1:00.172	
5 - 1:00.041	10 - 1:00.379	15 - 1:00.653	
5	Mike BARNBY	Modus M7	
1 - 1:05.559	6 - 1:02.921	11 - 1:02.784	
2 - 1:03.951	7 - 1:03.353	12 - 1:03.110	
3 - 1:04.437	8 - 1:03.190	13 - 1:02.561	
4 - 1:03.709	9 - 1:04.480	14 - 1:02.110	
5 - 1:03.116	10 - 1:05.565	15 - 1:02.106	
7	Neil GLOVER	Chevron B37	
1 - 58.226	6 - 57.021	11 - 57.188	16 - 55.212
2 - 57.075	7 - 56.688	12 - 55.819	
3 - 56.998	8 - 57.220	13 - 55.546	
4 - 57.116	9 - 57.877	14 - 55.416	
5 - 57.267	10 - 57.530	15 - 55.378	
30	Paul DIBDEN	Argo JM6	
1 - 1:04.155	6 - 1:00.721	11 - 1:00.798	
2 - 1:01.953	7 - 1:00.772	12 - 1:00.759	
3 - 1:00.924	8 - 1:00.713	13 - 1:00.783	
4 - 1:00.758	9 - 1:00.618	14 - 1:02.159	
5 - 1:00.797	10 - 1:00.657	15 - 1:00.807	
46	Andrew HUXTABLE	Chevron B34	
1 - 1:02.385	6 - 59.949	11 - 1:00.568	16 - 59.389
2 - 59.889	7 - 1:00.211	12 - 1:00.994	
3 - 59.861	8 - 1:00.442	13 - 59.507	
4 - 59.847	9 - 59.620	14 - 59.228	
5 - 59.968	10 - 1:00.381	15 - 58.840	
47	Adrian LANGRIDGE	Dastle Mk10	
1 - 1:08.830	6 - 1:04.779	11 - 1:04.520	
2 - 1:05.847	7 - 1:04.638	12 - 1:04.088	
3 - 1:04.958	8 - 1:05.063	13 - 1:05.073	
4 - 1:05.193	9 - 1:04.615	14 - 1:04.272	
5 - 1:04.569	10 - 1:04.691		

Weather/Track: Cloud/Dry

HSCC Derek Bell Trophy

RACE 8 - LAP ANALYSIS - Silverstone - 17 October 2015

(contd.)

51	Andrew HIBBERD	Brabham BT38					
1 -	1:01.491	6 -	57.230	11 -	58.196	16 -	58.104
2 -	58.631	7 -	56.663	12 -	56.964		
3 -	58.106	8 -	57.163	13 -	57.166		
4 -	57.636	9 -	57.505	14 -	56.851		
5 -	57.629	10 -	57.503	15 -	57.671		
54	Richard EVANS	March 79B					
1 -	1:01.041	6 -	55.524	11 -	56.398	16 -	55.459
2 -	57.691	7 -	55.458	12 -	55.586		
3 -	58.017	8 -	55.597	13 -	55.737		
4 -	58.205	9 -	57.204	14 -	55.412		
5 -	56.645	10 -	57.567	15 -	55.460		
69	Martyn DONN	Lola T760					
1 -	1:02.884	6 -	59.855	11 -	1:00.309	16 -	58.681
2 -	1:00.007	7 -	59.841	12 -	1:00.580		
3 -	59.849	8 -	1:00.577	13 -	59.129		
4 -	59.866	9 -	59.623	14 -	59.065		
5 -	59.998	10 -	1:00.323	15 -	58.920		
74	Frank LYONS	Gurney Eagle FA74					
1 -	59.900	6 -	56.840	11 -	57.268	16 -	57.406
2 -	58.524	7 -	57.010	12 -	57.135		
3 -	57.858	8 -	57.005	13 -	56.605		
4 -	58.454	9 -	57.991	14 -	57.284		
5 -	58.027	10 -	58.329	15 -	57.604		
93	Rudolf ERNST	Ralt RT1					
1 -	1:14.875	6 -	1:03.014	11 -	1:03.215		
2 -	1:03.093	7 -	1:02.590	12 -	1:02.312		
3 -	1:02.789	8 -	1:03.836	13 -	1:02.068		
4 -	1:03.145	9 -	1:04.394	14 -	1:02.013		
5 -	1:03.362	10 -	1:02.791	15 -	1:01.870		

Weather/Track: Cloud/Dry

www.mstworld.com

Page 2 of 2

Silverstone
Circuit Length = 1.6390 miles.
Start: 17:08 End: 17:23

Printed - 17:43 Saturday, 17 October 2015

HSCC Derek Bell Trophy
RACE 8 - LAP CHART - Silverstone - 17 October 2015

Lap 1			Lap 2			Lap 3			Lap 4			Lap 5		
No	Behind	Laptime	No	Behind	Laptime	No	Behind	Laptime	No	Behind	Laptime	No	Behind	Laptime
7		58.226	7		57.075	7		56.998	7		57.116	7		57.267
74	1.674	59.900	74	3.123	58.524	74	3.983	57.858	74	5.321	58.454	54	4.917	56.645
54	2.815	1:01.041	54	3.431	57.691	54	4.450	58.017	54	5.539	58.205	74	6.081	58.027
51	3.265	1:01.491	51	4.821	58.631	51	5.929	58.106	51	6.449	57.636	51	6.811	57.629
46	4.159	1:02.385	46	6.973	59.889	46	9.836	59.861	46	12.567	59.847	46	15.268	59.968
69	4.658	1:02.884	69	7.590	1:00.007	69	10.441	59.849	69	13.191	59.866	69	15.922	59.998
3	5.429	1:03.655	3	9.398	1:01.044	3	12.597	1:00.197	3	15.299	59.818	3	18.073	1:00.041
30	5.929	1:04.155	30	10.807	1:01.953	30	14.733	1:00.924	30	18.375	1:00.758	30	21.905	1:00.797
5	7.333	1:05.559	5	14.209	1:03.951	5	21.648	1:04.437	5	28.241	1:03.709	5	34.090	1:03.116
47	10.604	1:08.830	47	19.376	1:05.847	47	27.336	1:04.958	93	34.487	1:03.145	93	40.582	1:03.362
93	16.649	1:14.875	93	22.667	1:03.093	93	28.458	1:02.789	47	35.413	1:05.193	47	42.715	1:04.569

Weather/Track: Cloud/Dry

HSCC Derek Bell Trophy
RACE 8 - LAP CHART - Silverstone - 17 October 2015
 (contd.)

Lap 6			Lap 7			Lap 8			Lap 9			Lap 10		
No	Behind	Laptime	No	Behind	Laptime	No	Behind	Laptime	No	Behind	Laptime	No	Behind	Laptime
7		57.021	7		56.688	7		57.220	54		57.204	54		57.567
54	3.420	55.524	54	2.190	55.458	54	0.567	55.597	7	0.106	57.877	7	0.069	57.530
74	5.900	56.840	74	6.222	57.010	47	1 LAP	1:04.638	93	1 LAP	1:03.836	5	1 LAP	1:04.480
51	7.020	57.230	51	6.995	56.663	74	6.007	57.005	74	6.227	57.991	51	6.608	57.503
46	18.196	59.949	46	21.719	1:00.211	51	6.938	57.163	51	6.672	57.505	74	6.989	58.329
69	18.756	59.855	69	21.909	59.841	46	24.941	1:00.442	47	1 LAP	1:05.063	93	1 LAP	1:04.394
3	21.158	1:00.106	3	24.563	1:00.093	69	25.266	1:00.577	46	26.790	59.620	47	1 LAP	1:04.615
30	25.605	1:00.721	30	29.689	1:00.772	3	27.594	1:00.251	69	27.118	59.623	46	29.604	1:00.381
5	39.990	1:02.921	5	46.655	1:03.353	30	33.182	1:00.713	3	30.420	1:00.597	69	29.874	1:00.323
93	46.575	1:03.014	93	52.477	1:02.590	5	52.625	1:03.190	30	36.029	1:00.618	3	33.232	1:00.379
47	50.473	1:04.779										30	39.119	1:00.657

Weather/Track: Cloud/Dry

HSCC Derek Bell Trophy

RACE 8 - LAP CHART - Silverstone - 17 October 2015

(contd.)

Lap 11			Lap 12			Lap 13			Lap 14			Lap 15		
No	Behind	Laptime	No	Behind	Laptime	No	Behind	Laptime	No	Behind	Laptime	No	Behind	Laptime
54		56.398	54		55.586	54		55.737	54		55.412	54		55.460
7	0.859	57.188	7	1.092	55.819	7	0.901	55.546	7	0.905	55.416	7	0.823	55.378
74	7.859	57.268	74	9.408	57.135	74	10.276	56.605	74	12.148	57.284	30	1 LAP	1:02.159
51	8.406	58.196	51	9.784	56.964	51	11.213	57.166	51	12.652	56.851	74	14.292	57.604
5	1 LAP	1:05.565	5	1 LAP	1:02.784	5	1 LAP	1:03.110	5	1 LAP	1:02.561	51	14.863	57.671
93	1 LAP	1:02.791	93	1 LAP	1:03.215	93	1 LAP	1:02.312	93	1 LAP	1:02.068	5	1 LAP	1:02.110
47	1 LAP	1:04.691	47	1 LAP	1:04.520	47	1 LAP	1:04.088	69	45.824	59.065	93	1 LAP	1:02.013
46	33.774	1:00.568	69	38.779	1:00.580	69	42.171	59.129	46	46.768	59.228	69	49.284	58.920
69	33.785	1:00.309	46	39.182	1:00.994	46	42.952	59.507	3	50.703	1:00.172	46	50.148	58.840
3	36.532	59.698	3	41.358	1:00.412	3	45.943	1:00.322	47	1 LAP	1:05.073			
30	43.519	1:00.798	30	48.692	1:00.759	30	53.738	1:00.783						

Weather/Track: Cloud/Dry

www.mstworld.com

Page 3 of 4

Silverstone
Circuit Length = 1.6390 miles.
Start: 17:08 End: 17:23

Printed - 17:25 Saturday, 17 October 2015

HSCC Derek Bell Trophy

RACE 8 - LAP CHART - Silverstone - 17 October 2015

(contd.)

Lap 16			Lap 17			Lap 18			Lap 19			Lap 20		
No	Behind	Laptime	No	Behind	Laptime	No	Behind	Laptime	No	Behind	Laptime	No	Behind	Laptime
54		55.459												
3	1 LAP	1:00.653												
7	0.576	55.212												
47	2 LAPS	1:04.272												
30	1 LAP	1:00.807												
74	16.239	57.406												
51	17.508	58.104												
5	1 LAP	1:02.106												
93	1 LAP	1:01.870												
69	52.506	58.681												
46	54.078	59.389												

Weather/Track: Cloud/Dry

www.mstworld.com

Page 4 of 4

Silverstone
Circuit Length = 1.6390 miles.
Start: 17:08 End: 17:23

Printed - 17:25 Saturday, 17 October 2015

HSCC 70s Road Sports

RACE 9 - CLASSIFICATION - Silverstone - 17 October 2015

POS	NO	CL	DRIVER	NAT	CAR	TIME	LAPS	GAP	MPH	BEST
1	72	C	Jim DEAN		Lotus Europa	15:11.349	12		77.36	1:09.424
2	22	INV	William JENKINS		BMW 3.0 CSL	15:11.826	12	0.477	77.32	1:09.020
3	24	B	Charles BARTER		Datsun 240Z	15:14.336	12	2.987	77.11	1:10.166
4	32	INV	Nic STRONG		Ford Capri	15:19.780	12	8.431	76.65	1:09.561
5	35	A	Robert GATE		Jaguar E-type	15:21.389	12	10.040	76.52	1:10.031
6	65	C	Stephen COOKE		Lotus 7 S4	15:21.653	12	10.304	76.50	1:10.185
7	19	B	William LEVERETT		Porsche 911SC	15:22.277	12	10.928	76.44	1:10.348
8	157	INV	David HALL		Vauxhall Firenza Droopsnoot	15:34.637	12	23.288	75.43	1:11.136
9	6	INV	Johan DENEKAMP		TVR 3000M	15:45.314	12	33.965	74.58	1:12.571
10	131	A	Mark BENNETT		MG B	15:46.955	12	35.606	74.45	1:10.972
11	92	D	Brian JARVIS		Porsche 924	15:49.981	12	38.632	74.21	1:12.637
12	26	B	Paul STAFFORD		Datsun 240Z	16:06.566	12	55.217	72.94	1:13.841
13	57	D	Mark OLDFIELD		Lancia Monte Carlo	16:08.295	12	56.946	72.81	1:14.703
14	12	C	Neil BROWN		Lotus Eclat	16:16.133	12	1:04.784	72.23	1:14.120
15	68	D	Jon WAGSTAFF		Alfa Romeo GTV	16:19.789	12	1:08.440	71.96	1:15.043
16	49	F	Peter RICHARDS		Clan Crusader	16:20.089	12	1:08.740	71.93	1:15.475
17	27	F	Chris FISHER		MG Arkley	16:26.727	12	1:15.378	71.45	1:15.320
18	33	B	Matt NICHOLS		TVR 3000m	16:34.182	12	1:22.833	70.91	1:15.207
19	80	D	David LANE		Jensen Healey	17:01.643	12	1:50.294	69.01	1:15.192
20	17	D	Steve MOORE		Alfa Romeo 2000 GTV	15:11.667	11	1 LAP	70.86	1:14.902
21	16	INV	Richard GRUBE		Porsche 914-6	15:13.620	11	1 LAP	70.71	1:16.434
22	50	E	David KARASKAS		MG Midget	15:16.243	11	1 LAP	70.51	1:15.698
23	4	D	Ken RORRISON		Alfa Romeo 2000 GTV	15:16.628	11	1 LAP	70.48	1:15.925
24	29	INV	Mark LAWTON		Porsche 924	15:25.371	11	1 LAP	69.81	1:16.978
25	78	INV	Mark DUDLEY		Alfa Romeo Alfetta GTV	15:27.532	11	1 LAP	69.65	1:16.888
26	61	INV	Bob BINFIELD		Gilbern 1800 GT	16:10.621	11	1 LAP	66.56	1:17.484

NOT CLASSIFIED

67	INV	Tim HAYES		Alfa Romeo Alfasud Sprint	13:32.343	10	D.N.F.	72.26	1:14.596
10	C	Nigel ASHLEY		Lotus Europa	13:50.396	10	D.N.F.	70.69	1:15.478
2	INV	Jim BAYNAM		MG B	13:01.985	9	D.N.F.	67.52	1:16.085
77	INV	Alan GREENHALGH		Vauxhall Firenza	15:45.640	7	N.C.F.	43.36	1:11.512

FASTEST LAP

22	INV	William JENKINS		BMW 3.0 CSL	1:09.020	10	85.48mph	137.58kph
72	C	Jim DEAN		Lotus Europa	1:09.424	11	84.99mph	136.77kph
35	A	Robert GATE		Jaguar E-type	1:10.031	9	84.25mph	135.59kph
24	B	Charles BARTER		Datsun 240Z	1:10.166	4	84.09mph	135.33kph
92	D	Brian JARVIS		Porsche 924	1:12.637	9	81.23mph	130.72kph
27	F	Chris FISHER		MG Arkley	1:15.320	8	78.33mph	126.07kph
50	E	David KARASKAS		MG Midget	1:15.698	9	77.94mph	125.44kph

Car 61 - 30 second penalty, no working transponder - Regulation Q12.2.1 refers.

Weather/Track: Cloud/Dry

These results are provisional until the conclusion of any judicial and technical matters.

Silverstone
Circuit Length = 1.6390 miles.
Start: 17:32 End: 17:47

Clerk of the Course:	Timekeeper:
----------------------	-------------

HSCC 70s Road Sports

RACE 9 - LAP ANALYSIS - Silverstone - 17 October 2015

2	Jim BAYNAM	MG B
1 - 1:34.152	6 - 1:17.451	
2 - 2:06.094	7 - 1:22.213	
3 - 1:19.711	8 - 1:16.085	
4 - 1:18.559	9 - 1:30.967P	
5 - 1:16.753		
4	Ken RORRISON	Alfa Romeo 2000 GTV
1 - 1:33.183	6 - 1:17.592	11 - 1:18.768
2 - 2:04.551	7 - 1:17.499	
3 - 1:19.843	8 - 1:17.003	
4 - 1:17.283	9 - 1:15.925	
5 - 1:18.212	10 - 1:16.769	
6	Johan DENEKAMP	TVR 3000M
1 - 1:26.978	6 - 1:13.137	11 - 1:12.571
2 - 2:02.997	7 - 1:12.885	12 - 1:13.819
3 - 1:15.310	8 - 1:13.402	
4 - 1:13.967	9 - 1:13.247	
5 - 1:13.460	10 - 1:13.541	
10	Nigel ASHLEY	Lotus Europa
1 - 1:32.350	6 - 1:16.574	
2 - 2:04.944	7 - 1:16.238	
3 - 1:19.633	8 - 1:15.580	
4 - 1:17.092	9 - 1:15.478	
5 - 1:16.523	10 - 1:15.984	
12	Neil BROWN	Lotus Eclat
1 - 1:30.243	6 - 1:15.293	11 - 1:15.876
2 - 2:05.983	7 - 1:14.669	12 - 1:17.509
3 - 1:19.205	8 - 1:14.120	
4 - 1:16.833	9 - 1:14.830	
5 - 1:16.302	10 - 1:15.270	
16	Richard GRUBE	Porsche 914-6
1 - 1:31.451	6 - 1:16.434	11 - 1:17.325
2 - 2:05.461	7 - 1:16.468	
3 - 1:19.773	8 - 1:17.410	
4 - 1:16.607	9 - 1:18.056	
5 - 1:16.808	10 - 1:17.827	

Car 61 - 30 second penalty, no working transponder - Regulation Q12.2.1 refers.
Weather/Track: Cloud/Dry

Silverstone
Circuit Length = 1.6390 miles.
Start: 17:32 End: 17:47

HSCC 70s Road Sports

RACE 9 - LAP ANALYSIS - Silverstone - 17 October 2015

(contd.)

17	Steve MOORE	Alfa Romeo 2000 GTV
1 - 1:34.074	6 - 1:15.978	11 - 1:15.718
2 - 2:04.995	7 - 1:17.040	
3 - 1:18.922	8 - 1:16.401	
4 - 1:19.030	9 - 1:14.902	
5 - 1:18.532	10 - 1:16.075	
19	William LEVERETT	Porsche 911SC
1 - 1:24.187	6 - 1:11.358	11 - 1:10.755
2 - 2:04.013	7 - 1:10.972	12 - 1:12.392
3 - 1:13.937	8 - 1:11.043	
4 - 1:11.188	9 - 1:10.348	
5 - 1:11.069	10 - 1:11.015	
22	William JENKINS	BMW 3.0 CSL
1 - 1:24.427	6 - 1:09.914	11 - 1:09.116
2 - 2:04.265	7 - 1:09.583	12 - 1:11.420
3 - 1:12.664	8 - 1:09.424	
4 - 1:10.173	9 - 1:10.576	
5 - 1:11.244	10 - 1:09.020	
24	Charles BARTER	Datsun 240Z
1 - 1:20.433	6 - 1:10.791	11 - 1:10.751
2 - 2:05.695	7 - 1:10.638	12 - 1:11.365
3 - 1:12.173	8 - 1:10.797	
4 - 1:10.166	9 - 1:10.515	
5 - 1:10.362	10 - 1:10.650	
26	Paul STAFFORD	Datsun 240Z
1 - 1:29.136	6 - 1:14.379	11 - 1:15.984
2 - 2:05.135	7 - 1:15.254	12 - 1:17.519
3 - 1:16.848	8 - 1:14.067	
4 - 1:15.331	9 - 1:13.904	
5 - 1:15.168	10 - 1:13.841	
27	Chris FISHER	MG Arkley
1 - 1:28.721	6 - 1:16.102	11 - 1:18.203
2 - 2:04.648	7 - 1:16.124	12 - 1:19.121
3 - 1:17.120	8 - 1:15.320	
4 - 1:16.066	9 - 1:16.339	
5 - 1:16.904	10 - 1:22.059	

Car 61 - 30 second penalty, no working transponder - Regulation Q12.2.1 refers.
Weather/Track: Cloud/Dry

Silverstone
Circuit Length = 1.6390 miles.
Start: 17:32 End: 17:47

HSCC 70s Road Sports

RACE 9 - LAP ANALYSIS - Silverstone - 17 October 2015

(contd.)

29	Mark LAWTON	Porsche 924
1 - 1:36.471	6 - 1:17.021	11 - 1:21.119
2 - 2:06.405	7 - 1:16.978	
3 - 1:20.528	8 - 1:17.216	
4 - 1:17.368	9 - 1:17.248	
5 - 1:17.278	10 - 1:17.739	
32	Nic STRONG	Ford Capri
1 - 1:23.751	6 - 1:11.015	11 - 1:10.848
2 - 2:03.971	7 - 1:10.876	12 - 1:13.258
3 - 1:13.208	8 - 1:10.337	
4 - 1:10.259	9 - 1:09.561	
5 - 1:12.248	10 - 1:10.448	
33	Matt NICHOLS	TVR 3000m
1 - 1:34.730	6 - 1:15.235	11 - 1:19.132
2 - 2:05.963	7 - 1:15.646	12 - 1:23.807
3 - 1:18.290	8 - 1:16.833	
4 - 1:16.521	9 - 1:15.207	
5 - 1:17.445	10 - 1:15.373	
35	Robert GATE	Jaguar E-type
1 - 1:22.390	6 - 1:11.302	11 - 1:11.268
2 - 2:04.365	7 - 1:11.612	12 - 1:12.317
3 - 1:13.235	8 - 1:10.924	
4 - 1:11.199	9 - 1:10.031	
5 - 1:11.347	10 - 1:11.399	
49	Peter RICHARDS	Clan Crusader
1 - 1:29.363	6 - 1:15.483	11 - 1:17.730
2 - 2:05.639	7 - 1:16.099	12 - 1:18.635
3 - 1:17.119	8 - 1:15.475	
4 - 1:15.637	9 - 1:16.149	
5 - 1:15.814	10 - 1:16.946	
50	David KARASKAS	MG Midget
1 - 1:34.184	6 - 1:18.411	11 - 1:18.665
2 - 2:05.084	7 - 1:17.133	
3 - 1:19.507	8 - 1:16.764	
4 - 1:17.815	9 - 1:15.698	
5 - 1:16.976	10 - 1:16.006	

Car 61 - 30 second penalty, no working transponder - Regulation Q12.2.1 refers.
Weather/Track: Cloud/Dry

Silverstone
Circuit Length = 1.6390 miles.
Start: 17:32 End: 17:47

HSCC 70s Road Sports

RACE 9 - LAP ANALYSIS - Silverstone - 17 October 2015

(contd.)

57	Mark OLDFIELD	Lancia Monte Carlo
1 - 1:29.922	6 - 1:15.036	11 - 1:15.801
2 - 2:01.698	7 - 1:15.625	12 - 1:17.899
3 - 1:16.941	8 - 1:15.258	
4 - 1:14.971	9 - 1:14.787	
5 - 1:14.703	10 - 1:15.654	
61	Bob BINFIELD	Gilbern 1800 GT
1 - 1:36.961	6 - 1:19.001	11 - 1:19.606
2 - 2:04.738	7 - 1:18.335	
3 - 1:19.949	8 - 1:18.497	
4 - 1:17.484	9 - 1:18.988	
5 - 1:29.315	10 - 1:17.747	
65	Stephen COOKE	Lotus 7 S4
1 - 1:22.991	6 - 1:11.061	11 - 1:11.397
2 - 2:04.289	7 - 1:11.982	12 - 1:12.176
3 - 1:12.939	8 - 1:10.828	
4 - 1:11.199	9 - 1:10.185	
5 - 1:11.590	10 - 1:11.016	
67	Tim HAYES	Alfa Romeo Alfasud Sprint
1 - 1:27.195	6 - 1:14.675	
2 - 2:03.035	7 - 1:14.596	
3 - 1:17.211	8 - 1:15.408	
4 - 1:14.645	9 - 1:15.149	
5 - 1:14.955	10 - 1:15.474	
68	Jon WAGSTAFF	Alfa Romeo GTV
1 - 1:28.633	6 - 1:15.614	11 - 1:19.937
2 - 2:04.186	7 - 1:16.225	12 - 1:19.600
3 - 1:16.573	8 - 1:15.936	
4 - 1:15.043	9 - 1:16.087	
5 - 1:15.672	10 - 1:16.283	
72	Jim DEAN	Lotus Europa
1 - 1:21.348	6 - 1:10.481	11 - 1:09.424
2 - 2:05.204	7 - 1:10.910	12 - 1:11.516
3 - 1:12.308	8 - 1:10.687	
4 - 1:09.913	9 - 1:09.663	
5 - 1:10.244	10 - 1:09.651	

Car 61 - 30 second penalty, no working transponder - Regulation Q12.2.1 refers.
Weather/Track: Cloud/Dry

Silverstone
Circuit Length = 1.6390 miles.
Start: 17:32 End: 17:47

HSCC 70s Road Sports

RACE 9 - LAP ANALYSIS - Silverstone - 17 October 2015

(contd.)

77	Alan GREENHALGH	Vauxhall Firenza
1 - 5:27.678P	6 - 1:12.037	
2 - 4:16.575	7 - 1:13.334	
3 - 1:11.512		
4 - 1:12.776		
5 - 1:11.728		
78	Mark DUDLEY	Alfa Romeo Alfetta GTV
1 - 1:36.832	6 - 1:17.755	11 - 1:18.909
2 - 2:06.530	7 - 1:17.026	
3 - 1:20.220	8 - 1:16.888	
4 - 1:17.509	9 - 1:18.385	
5 - 1:18.006	10 - 1:19.472	
80	David LANE	Jensen Healey
1 - 1:35.638	6 - 1:16.859	11 - 1:16.735
2 - 2:06.601	7 - 1:15.957	12 - 1:50.996P
3 - 1:17.726	8 - 1:15.612	
4 - 1:17.323	9 - 1:15.192	
5 - 1:16.684	10 - 1:16.320	
92	Brian JARVIS	Porsche 924
1 - 1:26.416	6 - 1:13.599	11 - 1:14.088
2 - 2:03.127	7 - 1:14.637	12 - 1:14.977
3 - 1:16.360	8 - 1:13.324	
4 - 1:14.086	9 - 1:12.637	
5 - 1:13.342	10 - 1:13.388	
131	Mark BENNETT	MG B
1 - 1:33.456	6 - 1:13.896	11 - 1:11.502
2 - 2:04.506	7 - 1:13.131	12 - 1:13.448
3 - 1:16.963	8 - 1:12.128	
4 - 1:12.409	9 - 1:11.768	
5 - 1:12.776	10 - 1:10.972	
157	David HALL	Vauxhall Firenza Droopsnoot
1 - 1:25.148	6 - 1:11.848	11 - 1:12.111
2 - 2:04.063	7 - 1:11.136	12 - 1:16.385
3 - 1:14.222	8 - 1:11.923	
4 - 1:11.432	9 - 1:12.163	
5 - 1:11.392	10 - 1:12.814	

Car 61 - 30 second penalty, no working transponder - Regulation Q12.2.1 refers.
Weather/Track: Cloud/Dry

Silverstone
Circuit Length = 1.6390 miles.
Start: 17:32 End: 17:47

HSCC 70s Road Sports

RACE 9 - LAP CHART - Silverstone - 17 October 2015

Lap 1			Lap 2			Lap 3			Lap 4			Lap 5		
No	Behind	Laptime	No	Behind	Laptime	No	Behind	Laptime	No	Behind	Laptime	No	Behind	Laptime
24		1:20.433	24		2:05.695	24		1:12.173	24		1:10.166	24		1:10.362
72	0.915	1:21.348	72	0.424	2:05.204	72	0.559	1:12.308	72	0.306	1:09.913	72	0.188	1:10.244
35	1.957	1:22.390	35	0.627	2:04.365	35	1.689	1:13.235	32	2.722	1:10.259	35	3.707	1:11.347
65	2.558	1:22.991	65	1.152	2:04.289	65	1.918	1:12.939	65	2.951	1:11.199	22	3.944	1:11.244
32	3.318	1:23.751	32	1.594	2:03.971	32	2.629	1:13.208	22	3.062	1:10.173	65	4.179	1:11.590
19	3.754	1:24.187	19	2.072	2:04.013	22	3.055	1:12.664	35	2.722	1:11.199	32	4.608	1:12.248
22	3.994	1:24.427	22	2.564	2:04.265	19	3.836	1:13.937	19	4.858	1:11.188	19	5.565	1:11.069
157	4.715	1:25.148	157	3.083	2:04.063	157	5.132	1:14.222	157	6.398	1:11.432	157	7.428	1:11.392
92	5.983	1:26.416	92	3.415	2:03.127	6	6.984	1:15.310	6	10.785	1:13.967	6	13.883	1:13.460
6	6.545	1:26.978	6	3.847	2:02.997	92	7.602	1:16.360	92	11.522	1:14.086	92	14.502	1:13.342
67	6.762	1:27.195	67	4.102	2:03.035	67	9.140	1:17.211	67	13.619	1:14.645	67	18.212	1:14.955
68	8.200	1:28.633	57	5.492	2:01.698	57	10.260	1:16.941	57	15.065	1:14.971	57	19.406	1:14.703
27	8.288	1:28.721	68	6.691	2:04.186	68	11.091	1:16.573	68	15.968	1:15.043	131	21.281	1:12.776
26	8.703	1:29.136	27	7.241	2:04.648	27	12.188	1:17.120	26	17.983	1:15.331	68	21.278	1:15.672
49	8.930	1:29.363	26	8.143	2:05.135	26	12.818	1:16.848	27	18.088	1:16.066	26	22.789	1:15.168
57	9.489	1:29.922	49	8.874	2:05.639	49	13.820	1:17.119	131	18.867	1:12.409	27	24.630	1:16.904
12	9.810	1:30.243	12	10.098	2:05.983	131	16.624	1:16.963	49	19.291	1:15.637	49	24.743	1:15.814
16	11.018	1:31.451	16	10.784	2:05.461	12	17.130	1:19.205	12	23.797	1:16.833	12	29.737	1:16.302
10	11.917	1:32.350	10	11.166	2:04.944	16	18.384	1:19.773	16	24.825	1:16.607	16	31.271	1:16.808
4	12.750	1:33.183	4	11.606	2:04.551	10	18.626	1:19.633	10	25.552	1:17.092	10	31.713	1:16.523
131	13.023	1:33.456	131	11.834	2:04.506	4	19.276	1:19.843	4	26.393	1:17.283	33	34.120	1:17.445
17	13.641	1:34.074	17	12.941	2:04.995	17	19.690	1:18.922	33	27.037	1:16.521	4	34.243	1:18.212
50	13.751	1:34.184	50	13.140	2:05.084	50	20.474	1:19.507	50	28.123	1:17.815	50	34.737	1:16.976
2	13.719	1:34.152	2	14.118	2:06.094	33	20.682	1:18.290	17	28.554	1:19.030	80	35.143	1:16.684
33	14.297	1:34.730	33	14.565	2:05.963	2	21.656	1:19.711	80	28.821	1:17.323	2	36.440	1:16.753
80	15.205	1:35.638	61	15.571	2:04.738	80	21.664	1:17.726	2	30.049	1:18.559	17	36.724	1:18.532
29	16.038	1:36.471	80	16.111	2:06.601	61	23.347	1:19.949	61	30.665	1:17.484	29	39.221	1:17.278
61	16.528	1:36.961	29	16.748	2:06.405	29	25.103	1:20.528	29	32.305	1:17.368	78	40.268	1:18.006
78	16.399	1:36.832	78	17.234	2:06.530	78	25.281	1:20.220	78	32.624	1:17.509	61	49.618	1:29.315
						77	2 LAPS	5:27.678P						

Car 61 - 30 second penalty, no working transponder - Regulation Q12.2.1 refers.
Weather/Track: Cloud/Dry

Silverstone
Circuit Length = 1.6390 miles.
Start: 17:32 End: 17:47

HSCC 70s Road Sports

RACE 9 - LAP CHART - Silverstone - 17 October 2015

(contd.)

Lap 6			Lap 7			Lap 8			Lap 9			Lap 10		
No	Behind	Laptime	No	Behind	Laptime	No	Behind	Laptime	No	Behind	Laptime	No	Behind	Laptime
72		1:10.481	24		1:10.638	24		1:10.797	72		1:09.663	72		1:09.651
24	0.122	1:10.791	72	0.150	1:10.910	72	0.040	1:10.687	24	0.812	1:10.515	22	0.881	1:09.020
22	3.189	1:09.914	22	2.012	1:09.583	22	0.639	1:09.424	22	1.512	1:10.576	24	1.811	1:10.650
35	4.340	1:11.302	32	5.070	1:10.876	32	4.610	1:10.337	61	1 LAP	1:18.497	32	5.265	1:10.448
65	4.571	1:11.061	35	5.192	1:11.612	35	5.319	1:10.924	32	4.468	1:09.561	35	7.395	1:11.399
32	4.954	1:11.015	65	5.793	1:11.982	65	5.824	1:10.828	35	5.647	1:10.031	65	7.671	1:11.016
19	6.254	1:11.358	19	6.466	1:10.972	19	6.712	1:11.043	65	6.306	1:10.185	19	8.721	1:11.015
157	8.607	1:11.848	157	8.983	1:11.136	157	10.109	1:11.923	19	7.357	1:10.348	2	1 LAP	1:30.967P
6	16.351	1:13.137	6	18.476	1:12.885	6	21.081	1:13.402	157	12.569	1:12.163	61	1 LAP	1:18.988
92	17.432	1:13.599	92	21.309	1:14.637	92	23.836	1:13.324	6	24.625	1:13.247	157	15.732	1:12.814
67	22.218	1:14.675	77	5 LAPS	4:16.575	77	5 LAPS	1:11.512	92	26.770	1:12.637	6	28.515	1:13.541
57	23.773	1:15.036	67	26.054	1:14.596	131	28.210	1:12.128	77	5 LAPS	1:12.776	77	5 LAPS	1:11.728
131	24.508	1:13.896	131	26.879	1:13.131	67	30.665	1:15.408	131	30.275	1:11.768	92	30.507	1:13.388
68	26.223	1:15.614	57	28.638	1:15.625	57	33.099	1:15.258	67	36.111	1:15.149	131	31.596	1:10.972
26	26.499	1:14.379	26	30.993	1:15.254	26	34.263	1:14.067	57	38.183	1:14.787	67	41.934	1:15.474
49	29.557	1:15.483	68	31.688	1:16.225	68	36.827	1:15.936	26	38.464	1:13.904	26	42.654	1:13.841
27	30.063	1:16.102	49	34.896	1:16.099	49	39.574	1:15.475	68	43.211	1:16.087	57	44.186	1:15.654
12	34.361	1:15.293	27	35.427	1:16.124	27	39.950	1:15.320	49	46.020	1:16.149	68	49.843	1:16.283
16	37.036	1:16.434	12	38.270	1:14.669	12	41.593	1:14.120	27	46.586	1:16.339	12	52.339	1:15.270
10	37.618	1:16.574	16	42.744	1:16.468	10	47.879	1:15.580	12	46.720	1:14.830	49	53.315	1:16.946
33	38.686	1:15.235	10	43.096	1:16.238	16	49.357	1:17.410	10	53.654	1:15.478	27	58.994	1:22.059
80	41.333	1:16.859	33	43.572	1:15.646	33	49.608	1:16.833	33	55.112	1:15.207	10	59.987	1:15.984
4	41.166	1:17.592	80	46.530	1:15.957	80	51.345	1:15.612	80	56.834	1:15.192	33	1:00.834	1:15.373
17	42.033	1:15.978	4	47.905	1:17.499	17	53.917	1:16.401	16	57.710	1:18.056	80	1:03.503	1:16.320
50	42.479	1:18.411	17	48.313	1:17.040	4	54.111	1:17.003	17	59.116	1:14.902	17	1:05.540	1:16.075
2	43.222	1:17.451	50	48.852	1:17.133	50	54.819	1:16.764	4	1:00.333	1:15.925	16	1:05.886	1:17.827
29	45.573	1:17.021	29	51.791	1:16.978	29	58.210	1:17.216	50	1:00.814	1:15.698	50	1:07.169	1:16.006
78	47.354	1:17.755	78	53.620	1:17.026	78	59.711	1:16.888	29	1:05.755	1:17.248	4	1:07.451	1:16.769
61	57.950	1:19.001	2	54.675	1:22.213	2	59.963	1:16.085	78	1:08.393	1:18.385			
			61	1:05.525	1:18.335									

Car 61 - 30 second penalty, no working transponder - Regulation Q12.2.1 refers.
Weather/Track: Cloud/Dry

Silverstone
Circuit Length = 1.6390 miles.
Start: 17:32 End: 17:47

HSCC 70s Road Sports

RACE 9 - LAP CHART - Silverstone - 17 October 2015

(contd.)

Lap 11			Lap 12			Lap 13			Lap 14			Lap 15		
No	Behind	Laptime	No	Behind	Laptime	No	Behind	Laptime	No	Behind	Laptime	No	Behind	Laptime
72		1:09.424	72		1:11.516									
22	0.573	1:09.116	17	1 LAP	1:15.718									
24	3.138	1:10.751	22	0.477	1:11.420									
29	1 LAP	1:17.739	16	1 LAP	1:17.325									
32	6.689	1:10.848	24	2.987	1:11.365									
78	1 LAP	1:19.472	50	1 LAP	1:18.665									
35	9.239	1:11.268	4	1 LAP	1:18.768									
65	9.644	1:11.397	32	8.431	1:13.258									
19	10.052	1:10.755	35	10.040	1:12.317									
157	18.419	1:12.111	65	10.304	1:12.176									
61	1 LAP	1:17.747	19	10.928	1:12.392									
6	31.662	1:12.571	29	1 LAP	1:21.119									
77	5 LAPS	1:12.037	78	1 LAP	1:18.909									
131	33.674	1:11.502	157	23.288	1:16.385									
92	35.171	1:14.088	61	1 LAP	1:19.606									
26	49.214	1:15.984	6	33.965	1:13.819									
57	50.563	1:15.801	77	5 LAPS	1:13.334									
12	58.791	1:15.876	131	35.606	1:13.448									
68	1:00.356	1:19.937	92	38.632	1:14.977									
49	1:01.621	1:17.730	26	55.217	1:17.519									
27	1:07.773	1:18.203	57	56.946	1:17.899									
33	1:10.542	1:19.132	12	1:04.784	1:17.509									
80	1:10.814	1:16.735	68	1:08.440	1:19.600									
			49	1:08.740	1:18.635									
			27	1:15.378	1:19.121									
			33	1:22.833	1:23.807									
			80	1:50.294	1:50.996P									

Car 61 - 30 second penalty, no working transponder - Regulation Q12.2.1 refers.
Weather/Track: Cloud/Dry

Silverstone
Circuit Length = 1.6390 miles.
Start: 17:32 End: 17:47